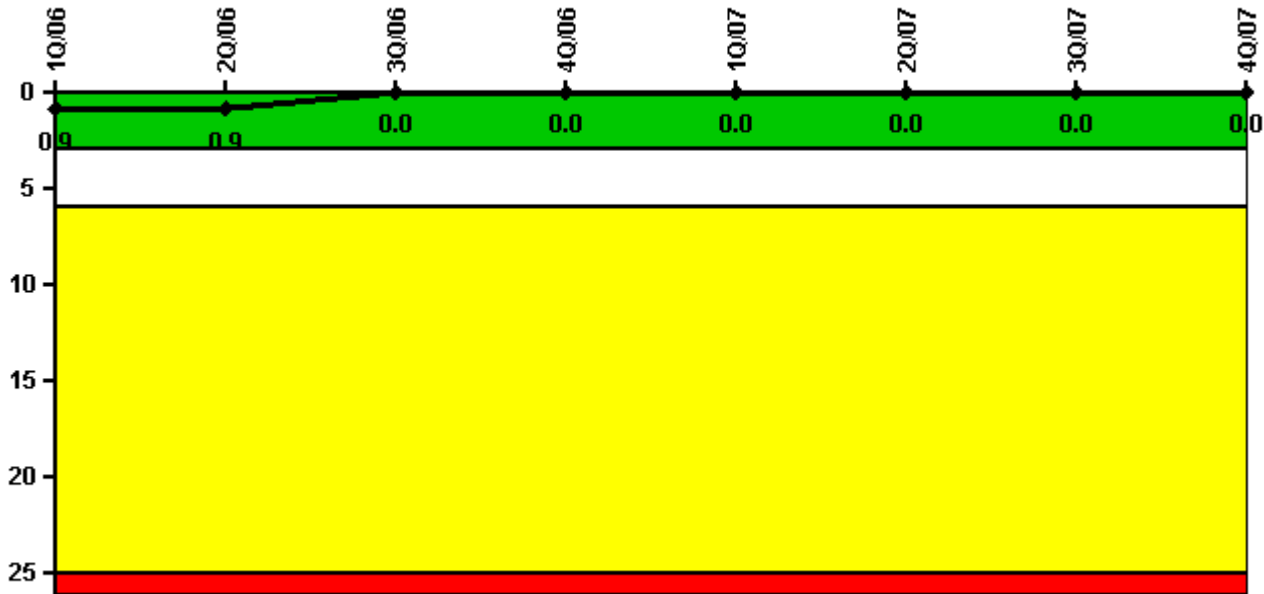


Brunswick 1

4Q/2007 Performance Indicators

Licensee's General Comments: The Brunswick Plant Probabilistic Risk Assessment (PSA) model was revised in the 3rd Quarter of 2007 following plant modifications and procedural changes. These changes decreased both unit's core damage frequency, improving the MSPI of the five mitigating systems. The PSA changes became effective in the 4th Quarter of 2007.

Unplanned Scrams per 7000 Critical Hrs



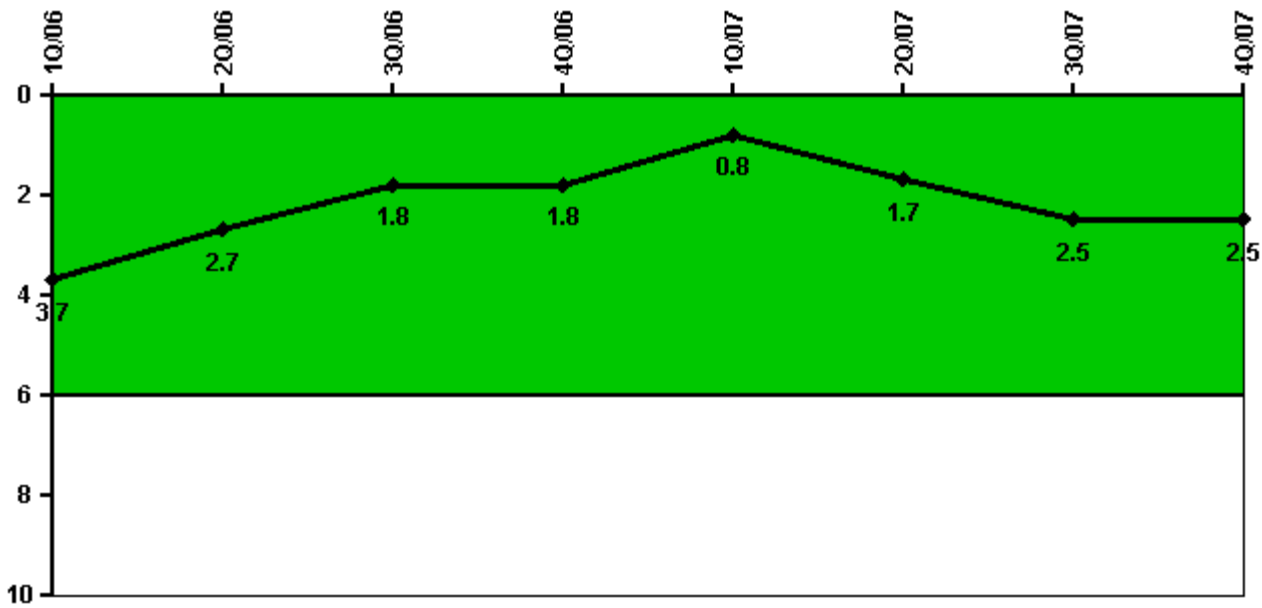
Thresholds: White > 3.0 Yellow > 6.0 Red > 25.0

Notes

Unplanned Scrams per 7000 Critical Hrs	1Q/06	2Q/06	3Q/06	4Q/06	1Q/07	2Q/07	3Q/07	4Q/07
Unplanned scrams	0	0	0	0	0	0	0	0
Critical hours	1487.0	2047.2	1923.3	2209.0	2159.0	2087.5	1915.5	2209.0
Indicator value	0.9	0.9	0	0	0	0	0	0

Licensee Comments: none

Unplanned Power Changes per 7000 Critical Hrs



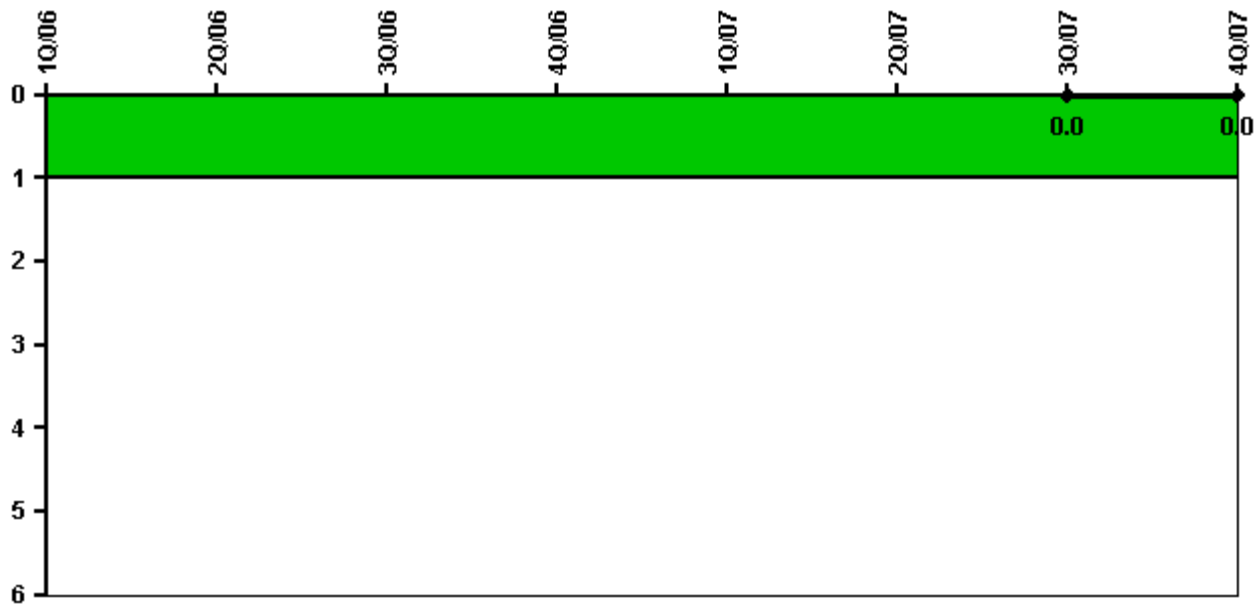
Thresholds: White > 6.0

Notes

Unplanned Power Changes per 7000 Critical Hrs	1Q/06	2Q/06	3Q/06	4Q/06	1Q/07	2Q/07	3Q/07	4Q/07
Unplanned power changes	1.0	0	1.0	0	0	1.0	2.0	0
Critical hours	1487.0	2047.2	1923.3	2209.0	2159.0	2087.5	1915.5	2209.0
Indicator value	3.7	2.7	1.8	1.8	0.8	1.7	2.5	2.5

Licensee Comments: none

Unplanned Scrams with Complications



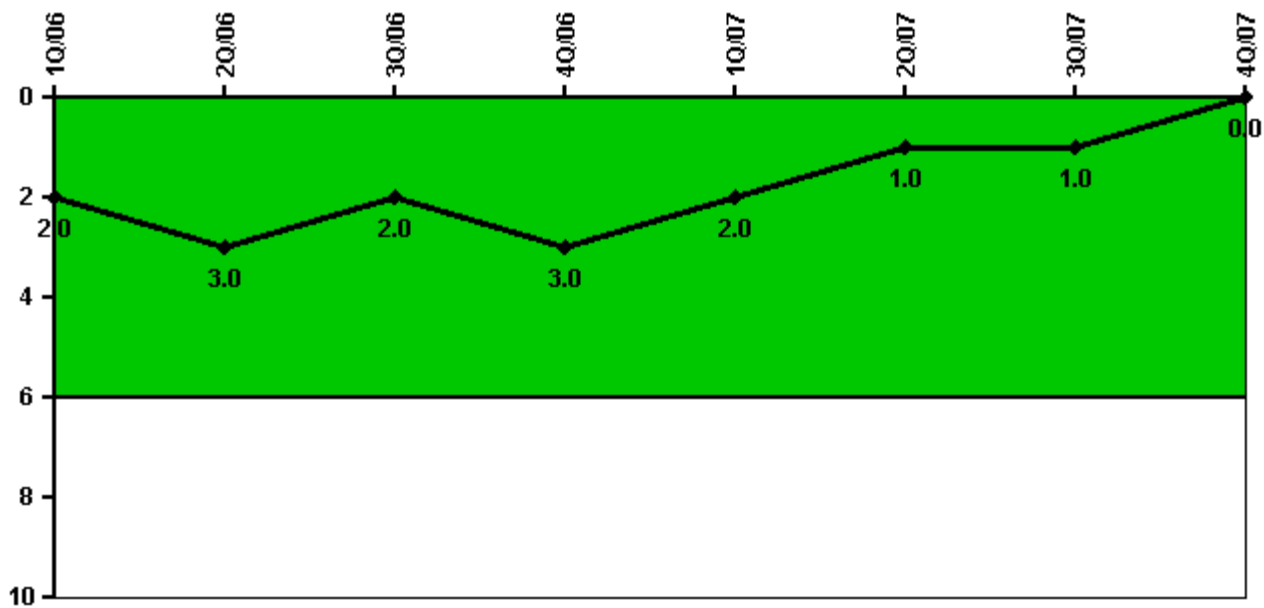
Thresholds: White > 1.0

Notes

Unplanned Scrams with Complications	1Q/06	2Q/06	3Q/06	4Q/06	1Q/07	2Q/07	3Q/07	4Q/07
Scrams with complications				0	0	0	0	0
Indicator value							0.0	0.0

Licensee Comments: none

Safety System Functional Failures (BWR)



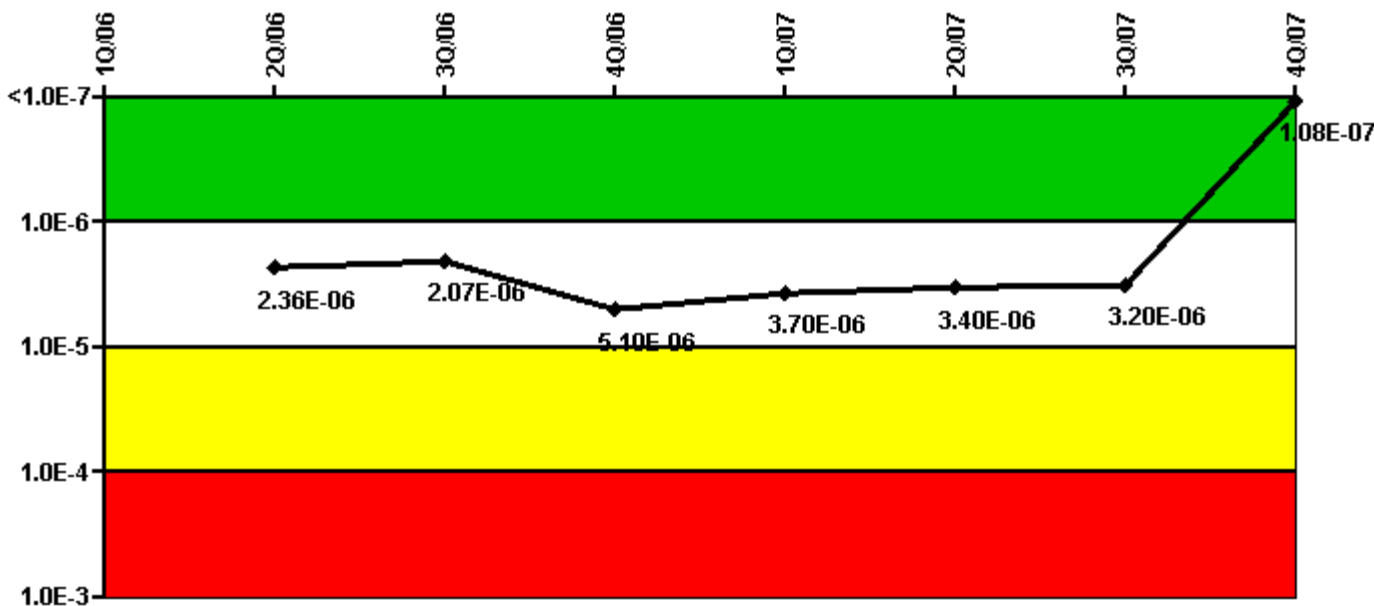
Thresholds: White > 6.0

Notes

Safety System Functional Failures (BWR)	1Q/06	2Q/06	3Q/06	4Q/06	1Q/07	2Q/07	3Q/07	4Q/07
Safety System Functional Failures	1	1	0	1	0	0	0	0
Indicator value	2	3	2	3	2	1	1	0

Licensee Comments: none

Mitigating Systems Performance Index, Emergency AC Power System



Thresholds: White > 1.00E-6 Yellow > 1.00E-5 Red > 1.00E-4

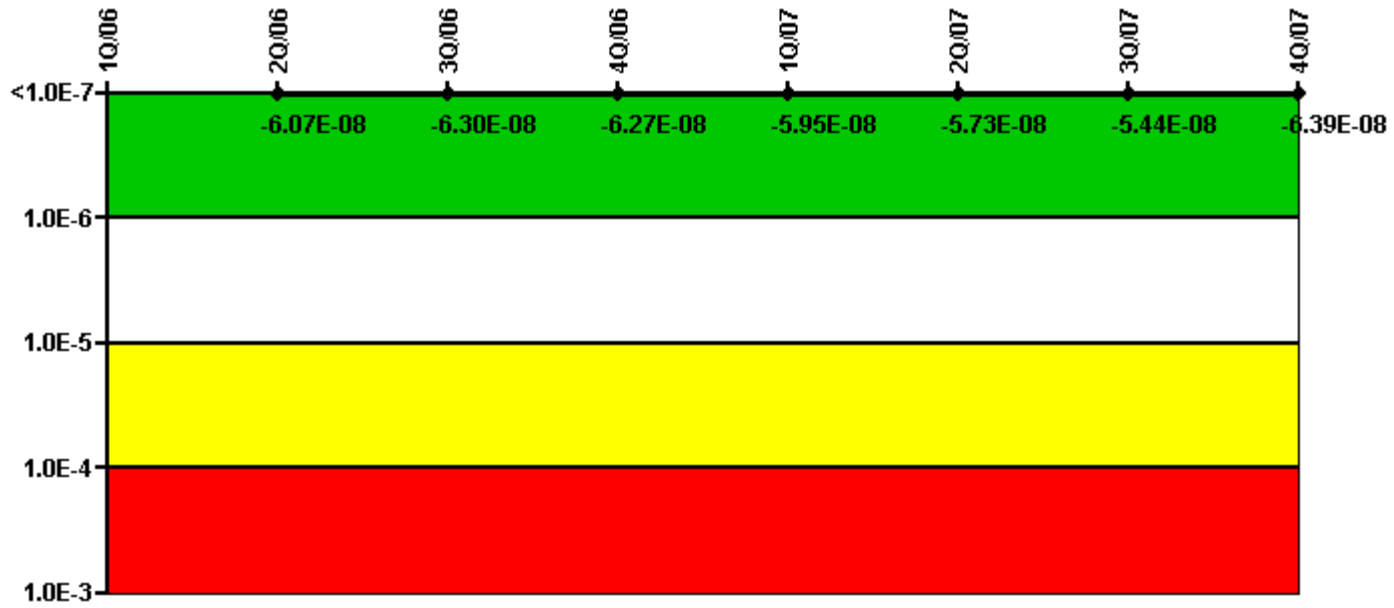
Notes

Mitigating Systems Performance Index, Emergency AC Power System	1Q/06	2Q/06	3Q/06	4Q/06	1Q/07	2Q/07	3Q/07	4Q/07
UAI (ΔCDF)		3.60E-07	3.70E-07	1.20E-06	1.30E-06	1.80E-06	1.60E-06	1.70E-08
URI (ΔCDF)		2.00E-06	1.70E-06	3.90E-06	2.40E-06	1.60E-06	1.60E-06	9.10E-08
PLE		NO	NO	NO	NO	NO	NO	NO
Indicator value		2.36E-06	2.07E-06	5.10E-06	3.70E-06	3.40E-06	3.20E-06	1.08E-07

Licensee Comments:

4Q/07: The baseline planned unavailability was revised in the 3rd quarter of 2007 to reflect current maintenance practices, and became effective in the 4th quarter 2007.

Mitigating Systems Performance Index, High Pressure Injection System



Thresholds: White > $1.00E-6$ Yellow > $1.00E-5$ Red > $1.00E-4$

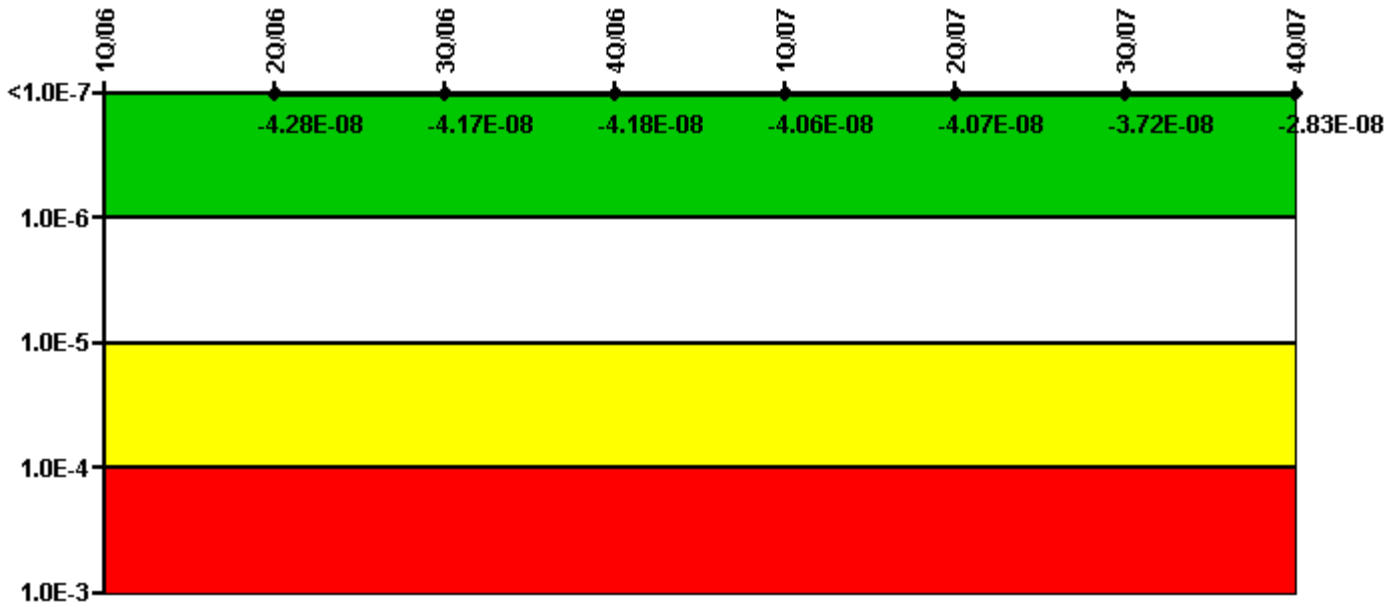
Notes

Mitigating Systems Performance Index, High Pressure Injection System	1Q/06	2Q/06	3Q/06	4Q/06	1Q/07	2Q/07	3Q/07	4Q/07
UAI (Δ CDF)		$6.30E-09$	$4.00E-09$	$4.30E-09$	$2.50E-09$	$4.70E-09$	$7.60E-09$	$3.10E-09$
URI (Δ CDF)		$-6.70E-08$	$-6.70E-08$	$-6.70E-08$	$-6.20E-08$	$-6.20E-08$	$-6.20E-08$	$-6.70E-08$
PLE		NO	NO	NO	NO	NO	NO	NO
Indicator value		$-6.07E-08$	$-6.30E-08$	$-6.27E-08$	$-5.95E-08$	$-5.73E-08$	$-5.44E-08$	$-6.39E-08$

Licensee Comments:

4Q/07: The baseline planned unavailability was revised in the 3rd quarter of 2007 to reflect current maintenance practices, and became effective in the 4th quarter 2007.

Mitigating Systems Performance Index, Heat Removal System



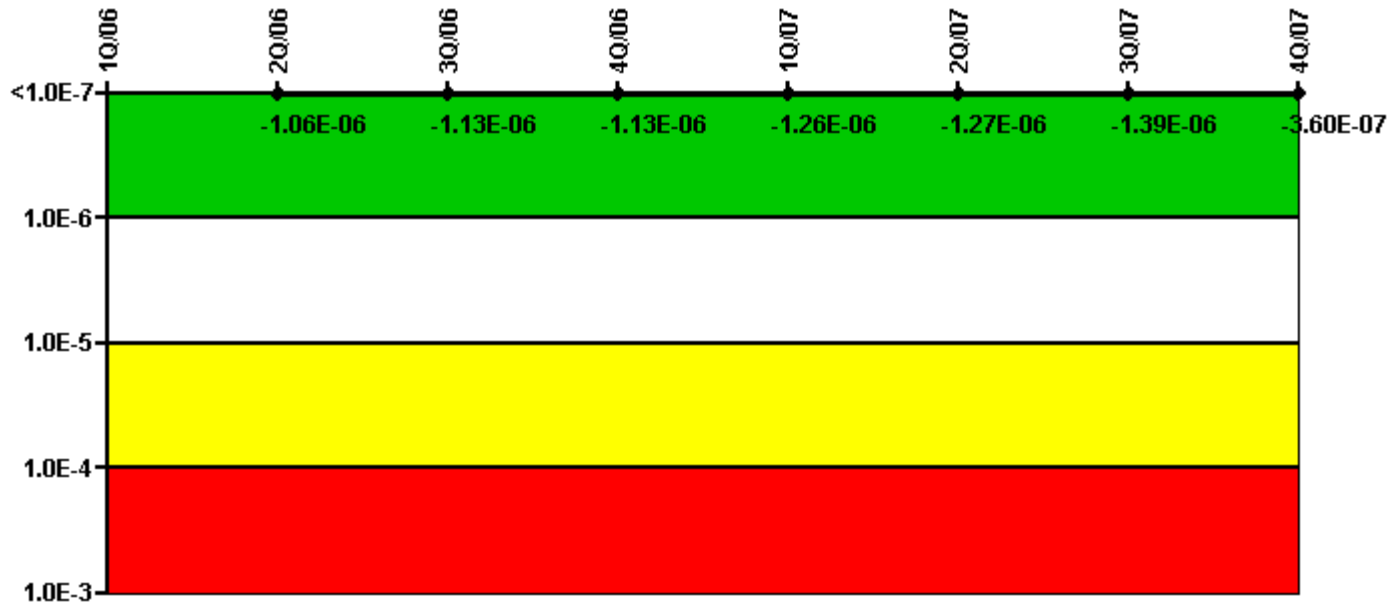
Thresholds: White > 1.00E-6 Yellow > 1.00E-5 Red > 1.00E-4

Notes

Mitigating Systems Performance Index, Heat Removal System	1Q/06	2Q/06	3Q/06	4Q/06	1Q/07	2Q/07	3Q/07	4Q/07
UAI (Δ CDF)		-7.80E-09	-6.70E-09	-6.80E-09	-7.60E-09	-7.70E-09	-4.20E-09	6.90E-10
URI (Δ CDF)		-3.50E-08	-3.50E-08	-3.50E-08	-3.30E-08	-3.30E-08	-3.30E-08	-2.90E-08
PLE		NO	NO	NO	NO	NO	NO	NO
Indicator value		-4.28E-08	-4.17E-08	-4.18E-08	-4.06E-08	-4.07E-08	-3.72E-08	-2.83E-08

Licensee Comments: none

Mitigating Systems Performance Index, Residual Heat Removal System



Thresholds: White > 1.00E-6 Yellow > 1.00E-5 Red > 1.00E-4

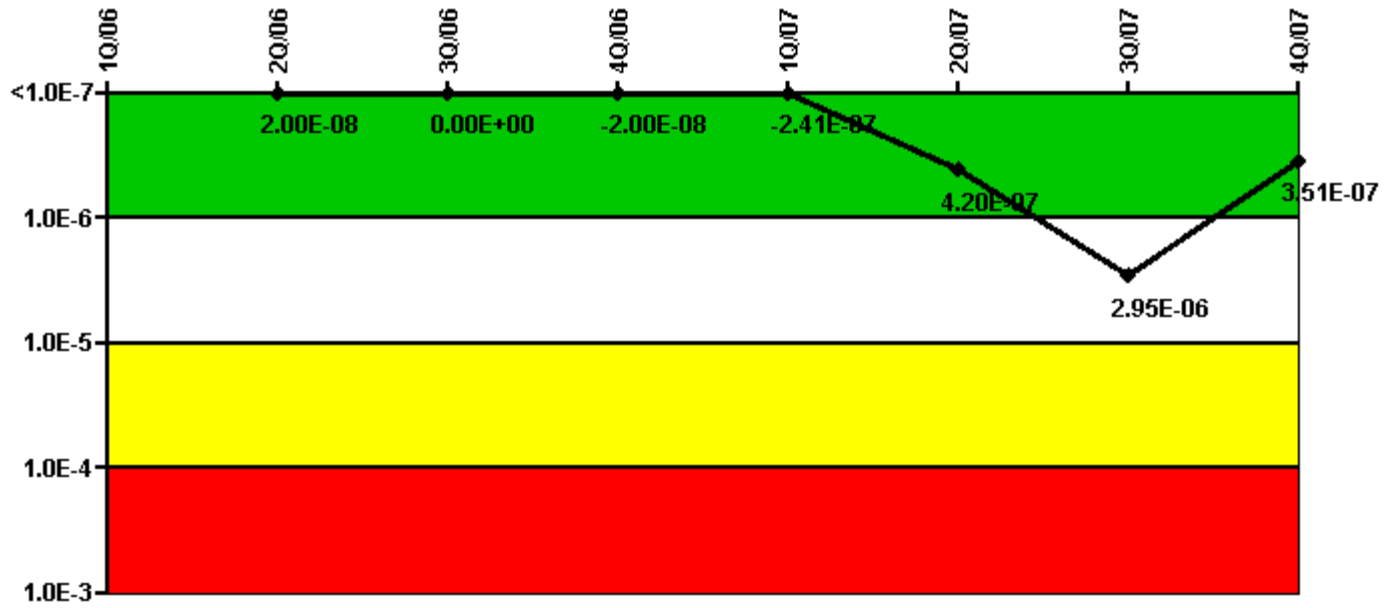
Notes

Mitigating Systems Performance Index, Residual Heat Removal System	1Q/06	2Q/06	3Q/06	4Q/06	1Q/07	2Q/07	3Q/07	4Q/07
UAI (Δ CDF)		7.40E-07	6.70E-07	6.70E-07	6.40E-07	6.30E-07	5.10E-07	1.10E-07
URI (Δ CDF)		-1.80E-06	-1.80E-06	-1.80E-06	-1.90E-06	-1.90E-06	-1.90E-06	-4.70E-07
PLE		NO	NO	NO	NO	NO	NO	NO
Indicator value		-1.06E-06	-1.13E-06	-1.13E-06	-1.26E-06	-1.27E-06	-1.39E-06	-3.60E-07

Licensee Comments:

4Q/07: The baseline planned unavailability was revised in the 3rd quarter of 2007 to reflect current maintenance practices, and became effective in the 4th quarter 2007.

Mitigating Systems Performance Index, Cooling Water Systems



Thresholds: White > 1.00E-6 Yellow > 1.00E-5 Red > 1.00E-4

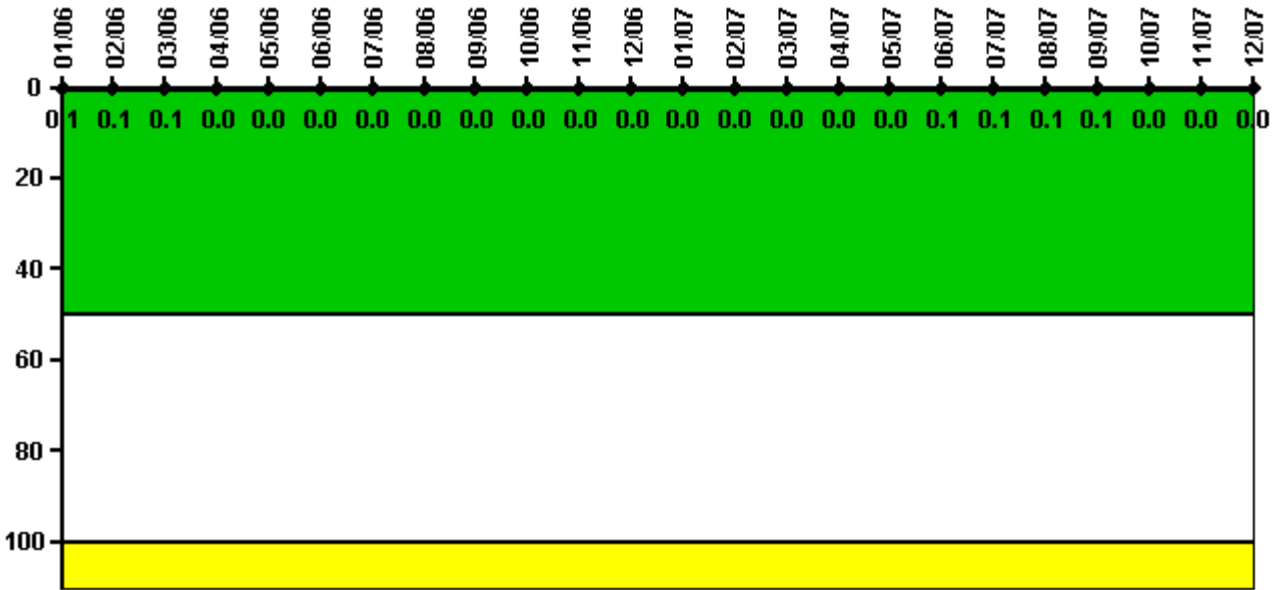
Notes

Mitigating Systems Performance Index, Cooling Water Systems	1Q/06	2Q/06	3Q/06	4Q/06	1Q/07	2Q/07	3Q/07	4Q/07
UAI (ΔCDF)		2.40E-07	2.20E-07	2.00E-07	-1.40E-09	7.00E-07	2.70E-06	3.10E-07
URI (ΔCDF)		-2.20E-07	-2.20E-07	-2.20E-07	-2.40E-07	-2.80E-07	2.50E-07	4.10E-08
PLE		NO	NO	NO	NO	NO	NO	NO
Indicator value		2.00E-08	0.00E+00	-2.00E-08	-2.41E-07	4.20E-07	2.95E-06	3.51E-07

Licensee Comments:

4Q/07: The baseline planned and unplanned unavailability was revised in the 3rd quarter of 2007 to reflect current maintenance practices, and became effective in the 4th quarter 2007.

Reactor Coolant System Activity




Thresholds: White > 50.0 Yellow > 100.0

Notes

Reactor Coolant System Activity	1/06	2/06	3/06	4/06	5/06	6/06	7/06	8/06	9/06	10/06	11/06	12/06
Maximum activity	0.000152	0.000151	0.000132	0.000079	0.000083	0.000086	0.000085	0.000089	0.000090	0.000057	0.000091	0.000089
Technical specification limit	0.2	0.2	0.2	0.2	0.2	0.2	0.2	0.2	0.2	0.2	0.2	0.2
Indicator value	0.1	0.1	0.1	0	0	0	0	0	0	0	0	0
Reactor Coolant System Activity	1/07	2/07	3/07	4/07	5/07	6/07	7/07	8/07	9/07	10/07	11/07	12/07
Maximum activity	0.000095	0.000074	0.000099	0.000097	0.000099	0.000127	0.000104	0.000103	0.000135	0.000098	0.000096	0.000096
Technical specification limit	0.2	0.2	0.2	0.2	0.2	0.2	0.2	0.2	0.2	0.2	0.2	0.2
Indicator value	0	0	0	0	0	0.1	0.1	0.1	0.1	0	0	0

Licensee Comments: none

Reactor Coolant System Leakage



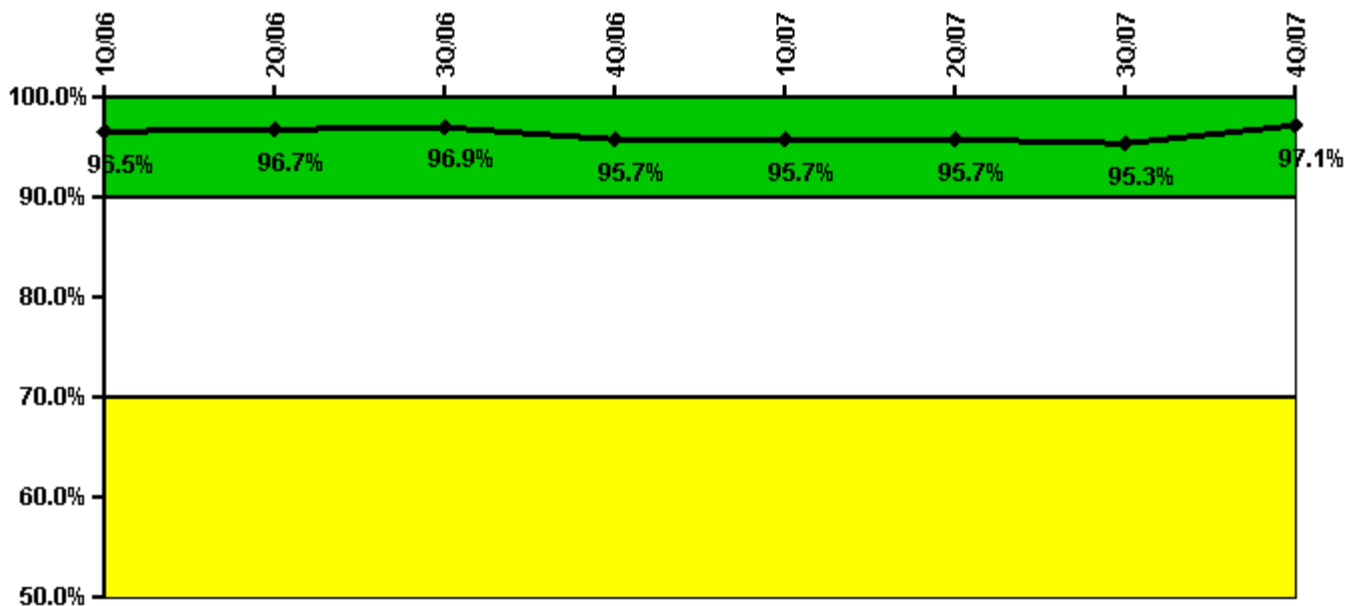
Thresholds: White > 50.0 Yellow > 100.0

Notes

Reactor Coolant System Leakage	1/06	2/06	3/06	4/06	5/06	6/06	7/06	8/06	9/06	10/06	11/06	12/06
Maximum leakage	3.400	3.600	3.400	2.900	2.600	2.700	2.700	2.700	2.600	2.600	2.700	2.700
Technical specification limit	25.0	25.0	25.0	25.0	25.0	25.0	25.0	25.0	25.0	25.0	25.0	25.0
Indicator value	13.6	14.4	13.6	11.6	10.4	10.8	10.8	10.8	10.4	10.4	10.8	10.8
Reactor Coolant System Leakage	1/07	2/07	3/07	4/07	5/07	6/07	7/07	8/07	9/07	10/07	11/07	12/07
Maximum leakage	2.600	2.600	2.800	2.700	2.800	2.800	2.700	2.700	2.900	2.800	2.800	2.020
Technical specification limit	25.0	25.0	25.0	25.0	25.0	25.0	25.0	25.0	25.0	25.0	25.0	25.0
Indicator value	10.4	10.4	11.2	10.8	11.2	11.2	10.8	10.8	11.6	11.2	11.2	8.1

Licensee Comments: none

Drill/Exercise Performance



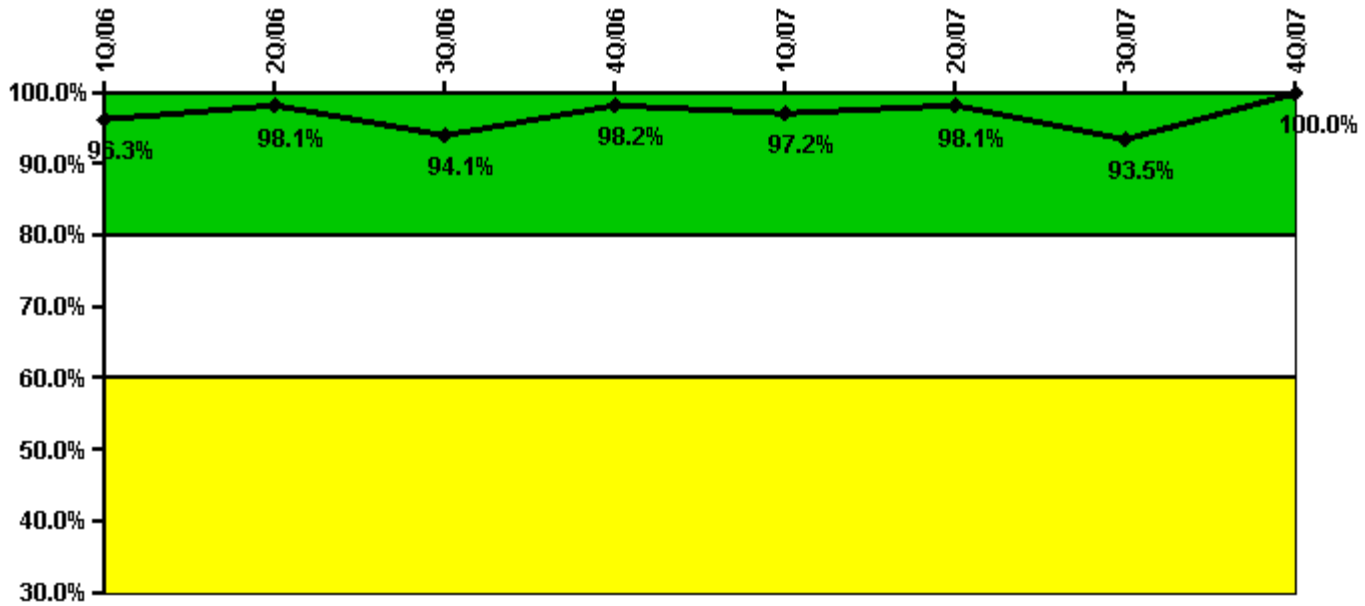
Thresholds: White < 90.0% Yellow < 70.0%

Notes

Drill/Exercise Performance	1Q/06	2Q/06	3Q/06	4Q/06	1Q/07	2Q/07	3Q/07	4Q/07
Successful opportunities	20.0	10.0	7.0	26.0	0	13.0	18.0	38.0
Total opportunities	22.0	10.0	7.0	28.0	0	13.0	18.0	38.0
Indicator value	96.5%	96.7%	96.9%	95.7%	95.7%	95.7%	95.3%	97.1%

Licensee Comments: none

ERO Drill Participation



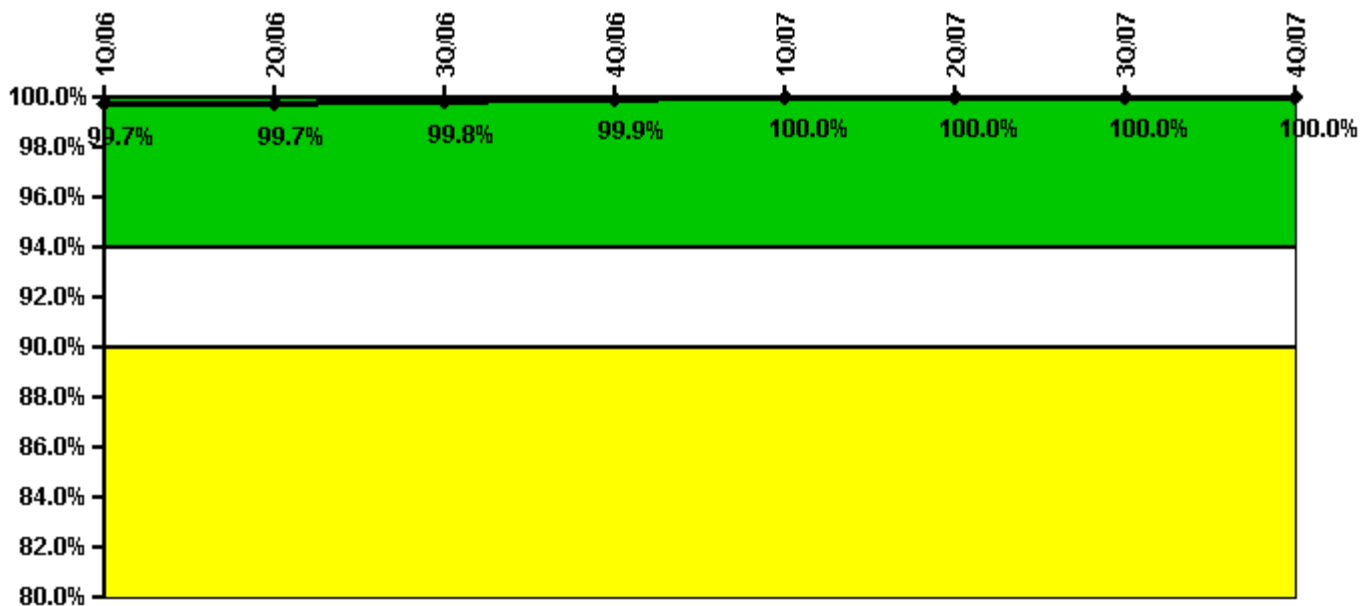
Thresholds: White < 80.0% Yellow < 60.0%

Notes

ERO Drill Participation	1Q/06	2Q/06	3Q/06	4Q/06	1Q/07	2Q/07	3Q/07	4Q/07
Participating Key personnel	103.0	104.0	95.0	108.0	104.0	105.0	101.0	102.0
Total Key personnel	107.0	106.0	101.0	110.0	107.0	107.0	108.0	102.0
Indicator value	96.3%	98.1%	94.1%	98.2%	97.2%	98.1%	93.5%	100.0%

Licensee Comments: none

Alert & Notification System



Thresholds: White < 94.0% Yellow < 90.0%

Notes

Alert & Notification System	1Q/06	2Q/06	3Q/06	4Q/06	1Q/07	2Q/07	3Q/07	4Q/07
Successful siren-tests	502	503	504	560	532	532	532	569
Total sirens-tests	504	504	504	560	532	532	532	570
Indicator value	99.7%	99.7%	99.8%	99.9%	100.0%	100.0%	100.0%	100.0%

Licensee Comments: none

Occupational Exposure Control Effectiveness



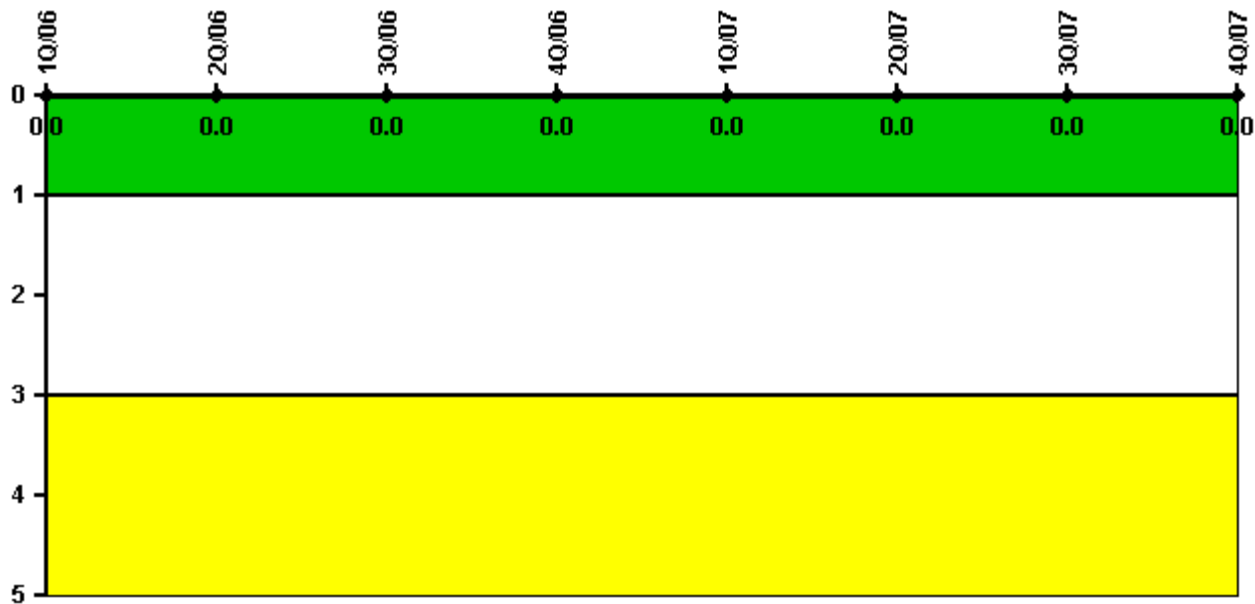
Thresholds: White > 2.0 Yellow > 5.0

Notes

Occupational Exposure Control Effectiveness	1Q/06	2Q/06	3Q/06	4Q/06	1Q/07	2Q/07	3Q/07	4Q/07
High radiation area occurrences	0	0	0	0	0	0	0	0
Very high radiation area occurrences	0	0	0	0	0	0	0	0
Unintended exposure occurrences	0	0	0	0	0	0	0	0
Indicator value	0	0	0	0	0	0	0	0

Licensee Comments: none

RETS/ODCM Radiological Effluent



Thresholds: White > 1.0 Yellow > 3.0

Notes

RETS/ODCM Radiological Effluent	1Q/06	2Q/06	3Q/06	4Q/06	1Q/07	2Q/07	3Q/07	4Q/07
RETS/ODCM occurrences	0	0	0	0	0	0	0	0
Indicator value	0	0	0	0	0	0	0	0

Licensee Comments: none

[Physical Protection](#) information not publicly available.