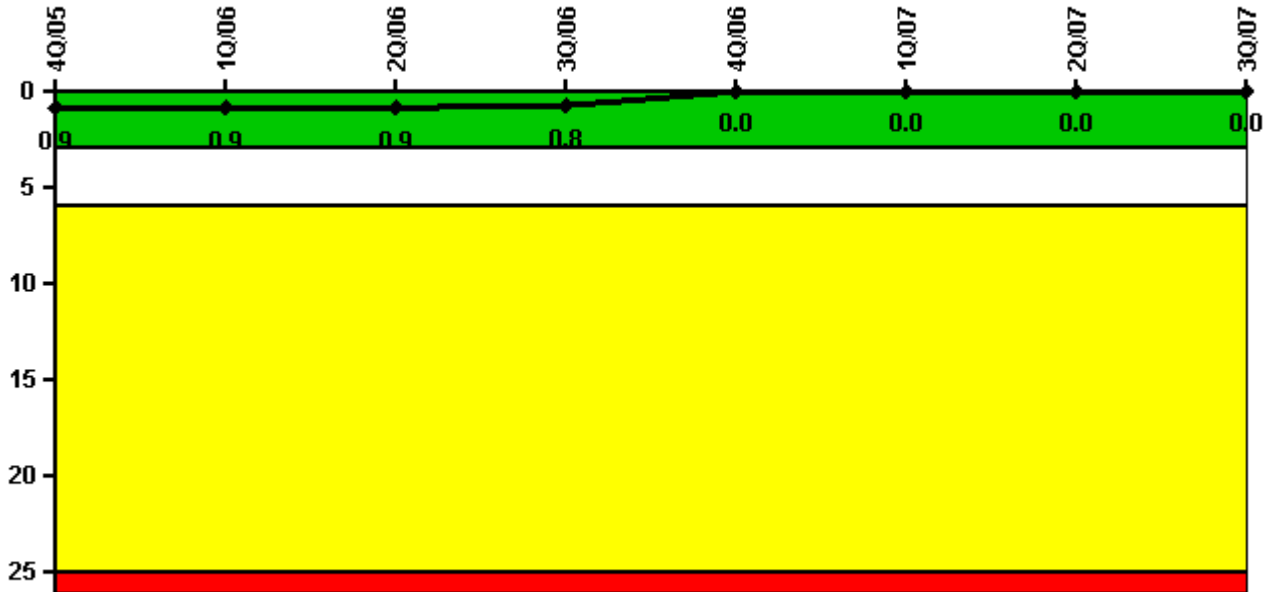


# McGuire 1

## 3Q/2007 Performance Indicators

Licensee's General Comments: none

### Unplanned Scrams per 7000 Critical Hrs



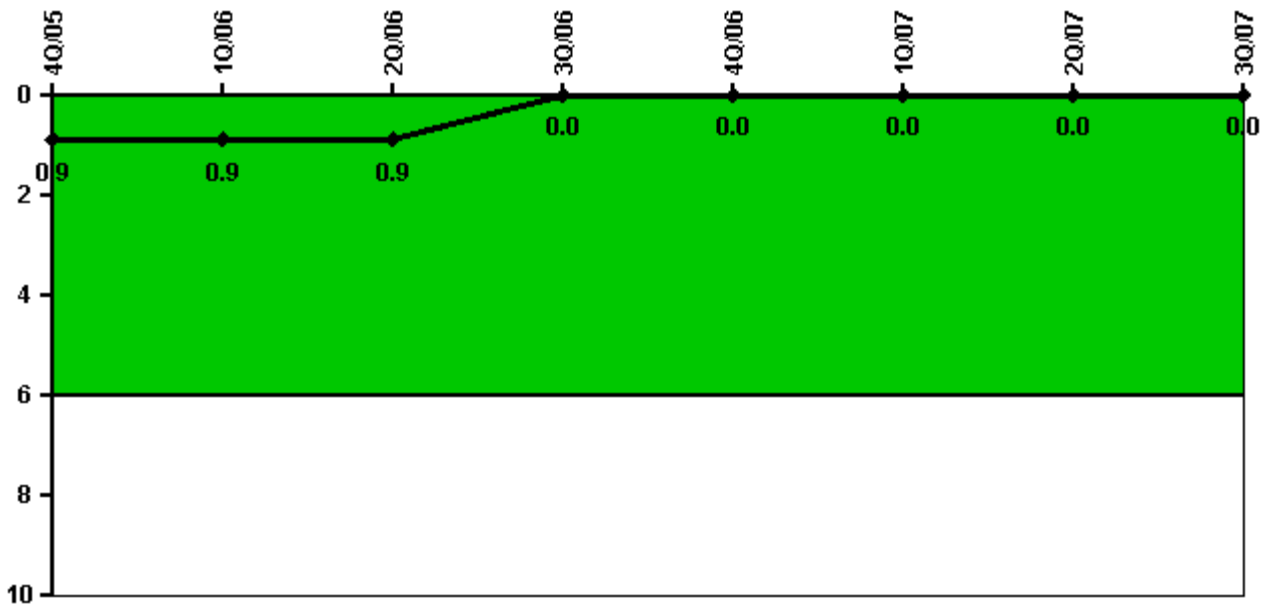
Thresholds: White > 3.0 Yellow > 6.0 Red > 25.0

### Notes

Unplanned Scrams per 7000 Critical Hrs	4Q/05	1Q/06	2Q/06	3Q/06	4Q/06	1Q/07	2Q/07	3Q/07
Unplanned scrams	1.0	0	0	0	0	0	0	0
Critical hours	1776.2	2160.0	2183.0	2208.0	2209.0	1638.9	824.9	2208.0
Indicator value	0.9	0.9	0.9	0.8	0	0	0	0

Licensee Comments: none

## Unplanned Power Changes per 7000 Critical Hrs



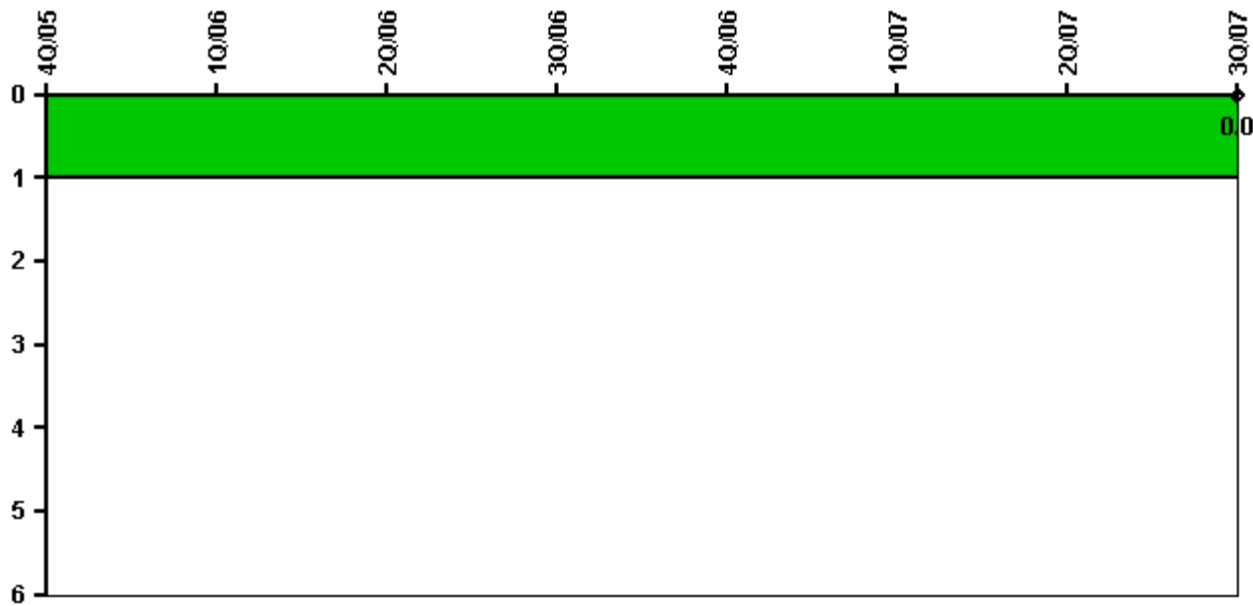
Thresholds: White > 6.0

### Notes

Unplanned Power Changes per 7000 Critical Hrs	4Q/05	1Q/06	2Q/06	3Q/06	4Q/06	1Q/07	2Q/07	3Q/07
Unplanned power changes	0	0	0	0	0	0	0	0
Critical hours	1776.2	2160.0	2183.0	2208.0	2209.0	1638.9	824.9	2208.0
Indicator value	0.9	0.9	0.9	0	0	0	0	0

Licensee Comments: none

# Unplanned Scrams with Complications



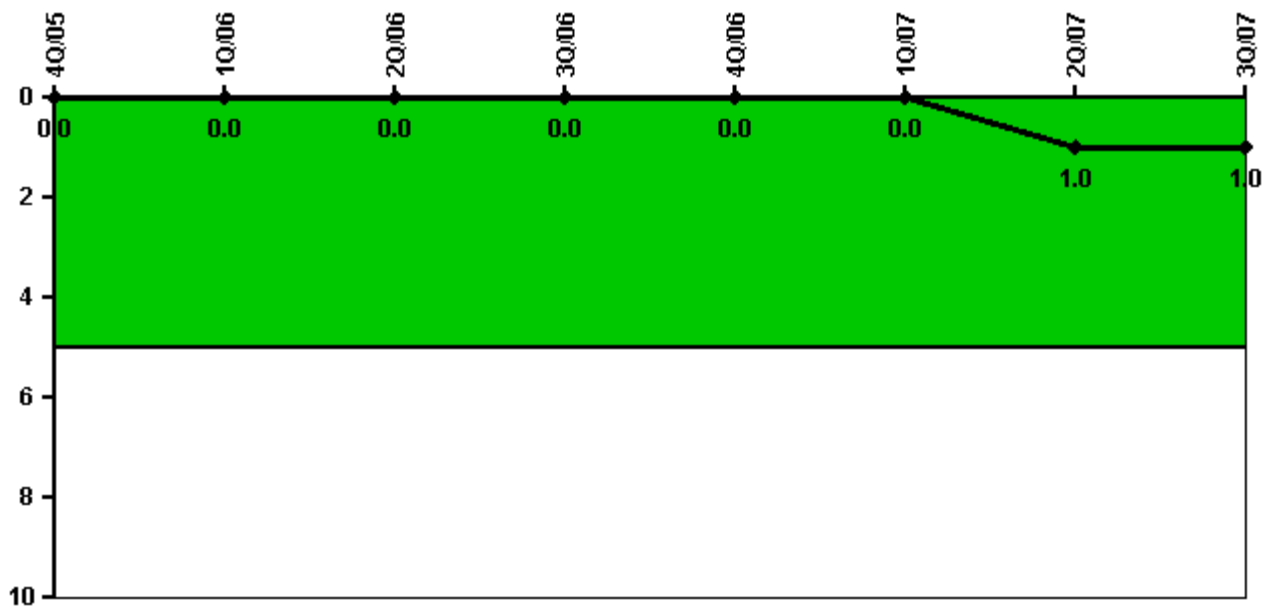
Thresholds: White > 1.0

## Notes

Unplanned Scrams with Complications	4Q/05	1Q/06	2Q/06	3Q/06	4Q/06	1Q/07	2Q/07	3Q/07
Scrams with complications					0	0	0	0
Indicator value								0.0

Licensee Comments: none

## Safety System Functional Failures (PWR)




Thresholds: White > 5.0

### Notes

Safety System Functional Failures (PWR)	4Q/05	1Q/06	2Q/06	3Q/06	4Q/06	1Q/07	2Q/07	3Q/07
Safety System Functional Failures	0	0	0	0	0	0	1	0
Indicator value	0	0	0	0	0	0	1	1

Licensee Comments: none

# Mitigating Systems Performance Index, Emergency AC Power System



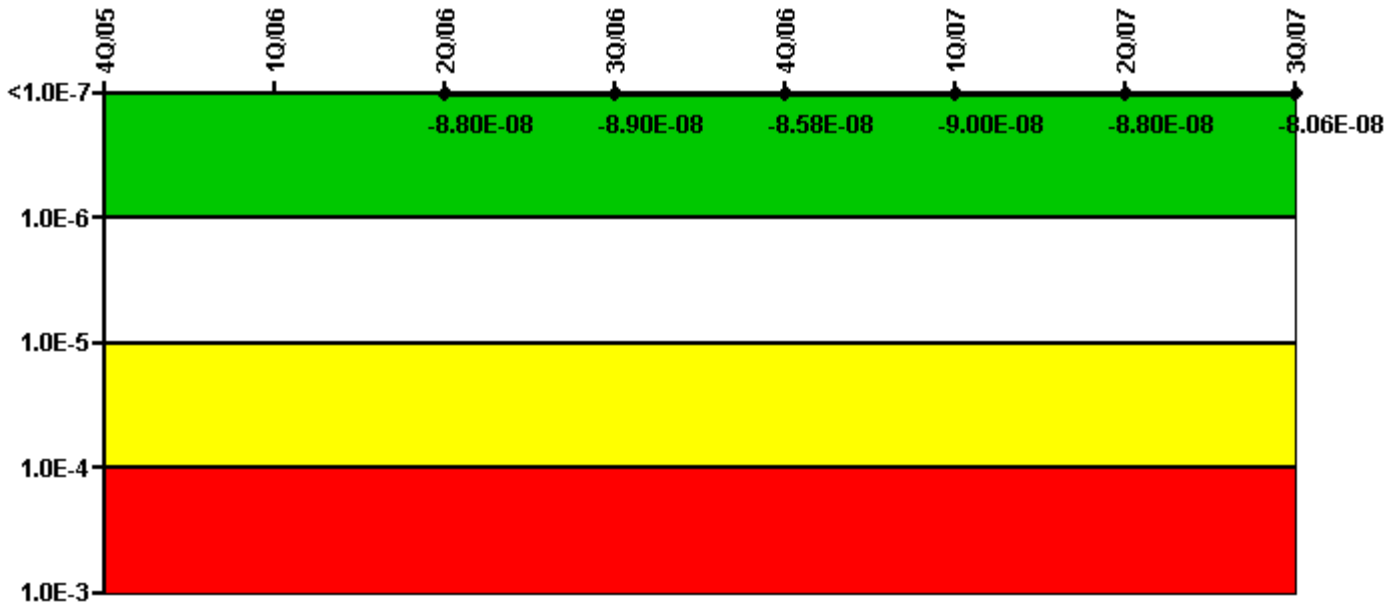
Thresholds: White > 1.00E-6 Yellow > 1.00E-5 Red > 1.00E-4

## Notes

Mitigating Systems Performance Index, Emergency AC Power System	4Q/05	1Q/06	2Q/06	3Q/06	4Q/06	1Q/07	2Q/07	3Q/07
UAI ( $\Delta$ CDF)			-2.60E-08	-8.50E-09	-3.30E-08	-2.40E-08	8.50E-08	9.30E-08
URI ( $\Delta$ CDF)			-7.70E-07	-7.70E-07	-7.70E-07	-7.70E-07	-7.70E-07	-7.70E-07
PLE			NO	NO	NO	NO	NO	NO
Indicator value			-7.96E-07	-7.79E-07	-8.03E-07	-7.94E-07	-6.85E-07	-6.77E-07

Licensee Comments: none

# Mitigating Systems Performance Index, High Pressure Injection System




Thresholds: White > 1.00E-6 Yellow > 1.00E-5 Red > 1.00E-4

## Notes

Mitigating Systems Performance Index, High Pressure Injection System	4Q/05	1Q/06	2Q/06	3Q/06	4Q/06	1Q/07	2Q/07	3Q/07
UAI ( $\Delta$ CDF)			-1.20E-08	-1.30E-08	-9.80E-09	-1.40E-08	-1.20E-08	-4.60E-09
URI ( $\Delta$ CDF)			-7.60E-08	-7.60E-08	-7.60E-08	-7.60E-08	-7.60E-08	-7.60E-08
PLE			NO	NO	NO	NO	NO	NO
Indicator value			-8.80E-08	-8.90E-08	-8.58E-08	-9.00E-08	-8.80E-08	-8.06E-08

Licensee Comments: none

# Mitigating Systems Performance Index, Heat Removal System



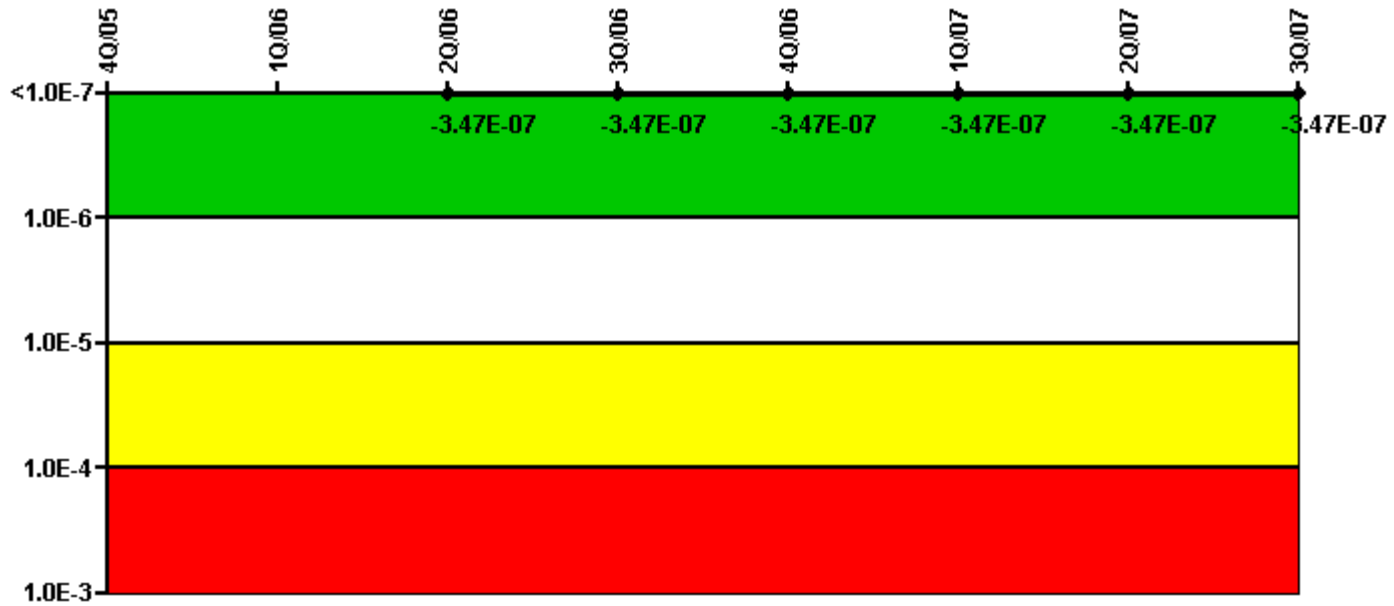
Thresholds: White > 1.00E-6 Yellow > 1.00E-5 Red > 1.00E-4

## Notes

Mitigating Systems Performance Index, Heat Removal System	4Q/05	1Q/06	2Q/06	3Q/06	4Q/06	1Q/07	2Q/07	3Q/07
UAI (ΔCDF)			1.20E-07	1.30E-07	1.30E-07	1.30E-07	1.40E-07	1.80E-07
URI (ΔCDF)			-1.60E-07	-1.60E-07	-1.60E-07	-1.60E-07	-1.60E-07	-1.60E-07
PLE			NO	NO	NO	NO	NO	NO
Indicator value			-4.00E-08	-3.00E-08	-3.00E-08	-3.00E-08	-2.00E-08	2.00E-08

Licensee Comments: none

# Mitigating Systems Performance Index, Residual Heat Removal System



Thresholds: White > 1.00E-6 Yellow > 1.00E-5 Red > 1.00E-4

## Notes

Mitigating Systems Performance Index, Residual Heat Removal System	4Q/05	1Q/06	2Q/06	3Q/06	4Q/06	1Q/07	2Q/07	3Q/07
UAI ( $\Delta$ CDF)			-7.70E-08	-7.70E-08	-7.70E-08	-7.70E-08	-7.70E-08	-7.70E-08
URI ( $\Delta$ CDF)			-2.70E-07	-2.70E-07	-2.70E-07	-2.70E-07	-2.70E-07	-2.70E-07
PLE			NO	NO	NO	NO	NO	NO
Indicator value			-3.47E-07	-3.47E-07	-3.47E-07	-3.47E-07	-3.47E-07	-3.47E-07

Licensee Comments:

2Q/07: Changed PRA Parameter(s).

1Q/07: Changed PRA Parameter(s).

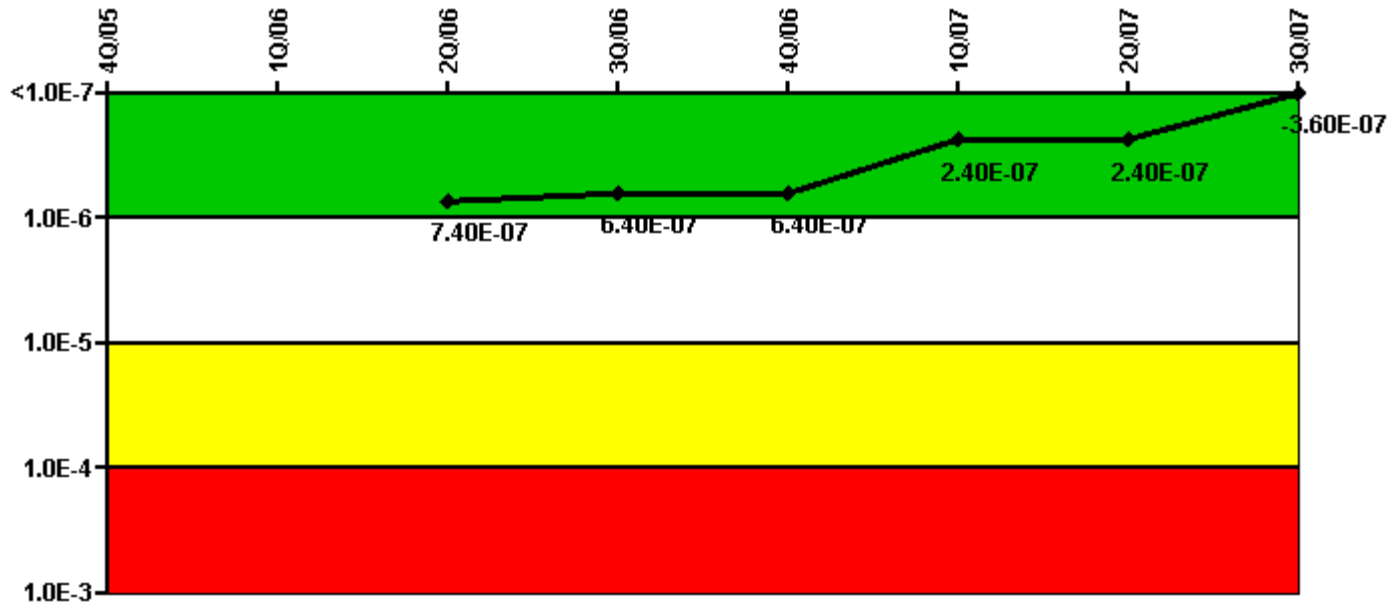
4Q/06: Changed PRA Parameter(s).

3Q/06: Changed PRA Parameter(s).

2Q/06: Changed PRA Parameter(s).



# Mitigating Systems Performance Index, Cooling Water Systems




Thresholds: White > 1.00E-6 Yellow > 1.00E-5 Red > 1.00E-4

## Notes

Mitigating Systems Performance Index, Cooling Water Systems	4Q/05	1Q/06	2Q/06	3Q/06	4Q/06	1Q/07	2Q/07	3Q/07
UAI ( $\Delta$ CDF)			1.70E-06	1.60E-06	1.60E-06	1.20E-06	1.20E-06	6.00E-07
URI ( $\Delta$ CDF)			-9.60E-07	-9.60E-07	-9.60E-07	-9.60E-07	-9.60E-07	-9.60E-07
PLE			NO	NO	NO	NO	NO	NO
Indicator value			7.40E-07	6.40E-07	6.40E-07	2.40E-07	2.40E-07	-3.60E-07

Licensee Comments: none

# Reactor Coolant System Activity



Thresholds: White > 50.0 Yellow > 100.0

## Notes

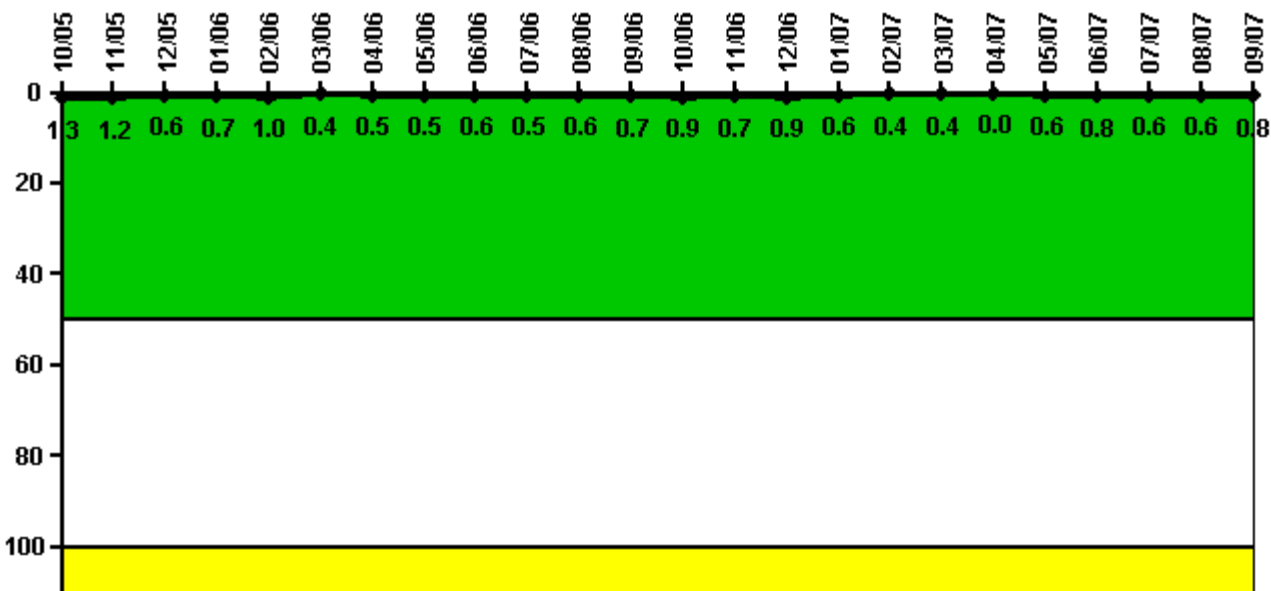
Reactor Coolant System Activity	10/05	11/05	12/05	1/06	2/06	3/06	4/06	5/06	6/06	7/06	8/06	9/06
Maximum activity	0.000482	0.000553	0.001411	0.000687	0.000661	0.000647	0.000918	0.000780	0.000916	0.000837	0.000857	0.000759
Technical specification limit	1.0	1.0	1.0	1.0	1.0	1.0	1.0	1.0	1.0	1.0	1.0	1.0
Indicator value	0	0.1	0.1	0.1	0.1	0.1	0.1	0.1	0.1	0.1	0.1	0.1

Reactor Coolant System Activity	10/06	11/06	12/06	1/07	2/07	3/07	4/07	5/07	6/07	7/07	8/07	9/07
Maximum activity	0.000826	0.000832	0.000955	0.001831	0.002400	0.000696	N/A	0.000106	0.000370	0.000331	0.000371	0.000430
Technical specification limit	1.0	1.0	1.0	1.0	1.0	1.0	1.0	1.0	1.0	1.0	1.0	1.0
Indicator value	0.1	0.1	0.1	0.2	0.2	0.1	N/A	0	0	0	0	0

Licensee Comments: none

# Reactor Coolant System Leakage



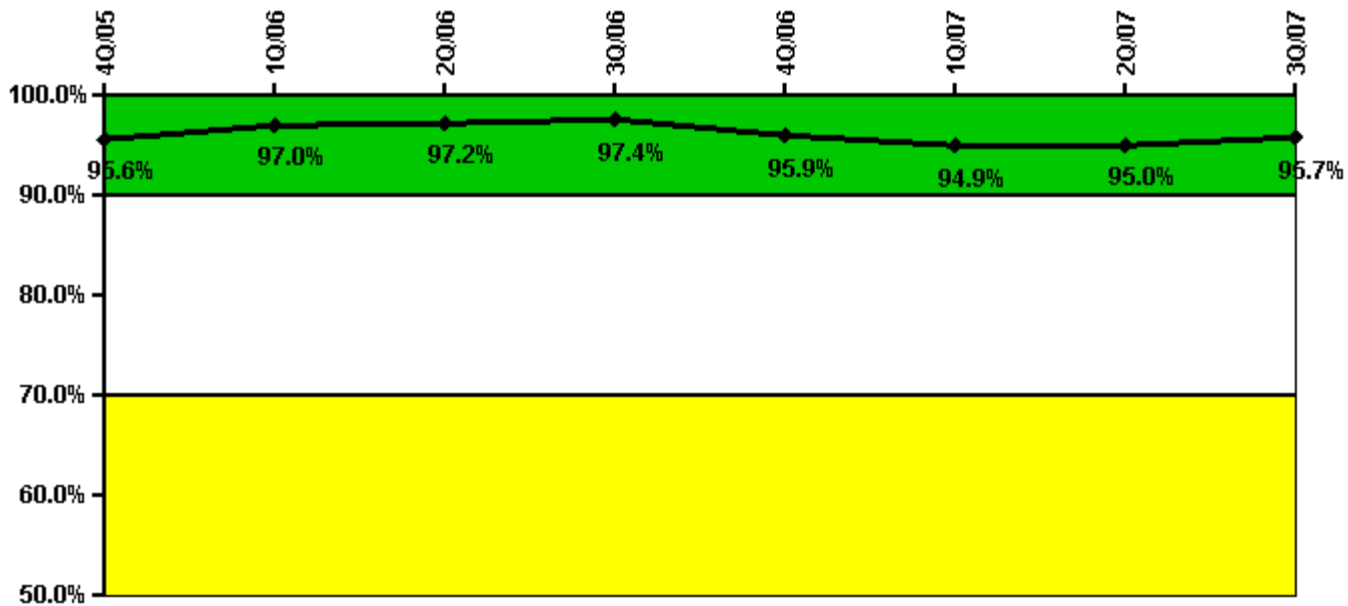
Thresholds: White > 50.0 Yellow > 100.0

## Notes

Reactor Coolant System Leakage	10/05	11/05	12/05	1/06	2/06	3/06	4/06	5/06	6/06	7/06	8/06	9/06
Maximum leakage	0.132	0.123	0.062	0.070	0.100	0.042	0.048	0.051	0.062	0.052	0.059	0.068
Technical specification limit	10.0	10.0	10.0	10.0	10.0	10.0	10.0	10.0	10.0	10.0	10.0	10.0
Indicator value	1.3	1.2	0.6	0.7	1.0	0.4	0.5	0.5	0.6	0.5	0.6	0.7
Reactor Coolant System Leakage	10/06	11/06	12/06	1/07	2/07	3/07	4/07	5/07	6/07	7/07	8/07	9/07
Maximum leakage	0.089	0.068	0.092	0.058	0.043	0.044	0	0.061	0.076	0.063	0.059	0.078
Technical specification limit	10.0	10.0	10.0	10.0	10.0	10.0	10.0	10.0	10.0	10.0	10.0	10.0
Indicator value	0.9	0.7	0.9	0.6	0.4	0.4	0	0.6	0.8	0.6	0.6	0.8

Licensee Comments: none

## Drill/Exercise Performance



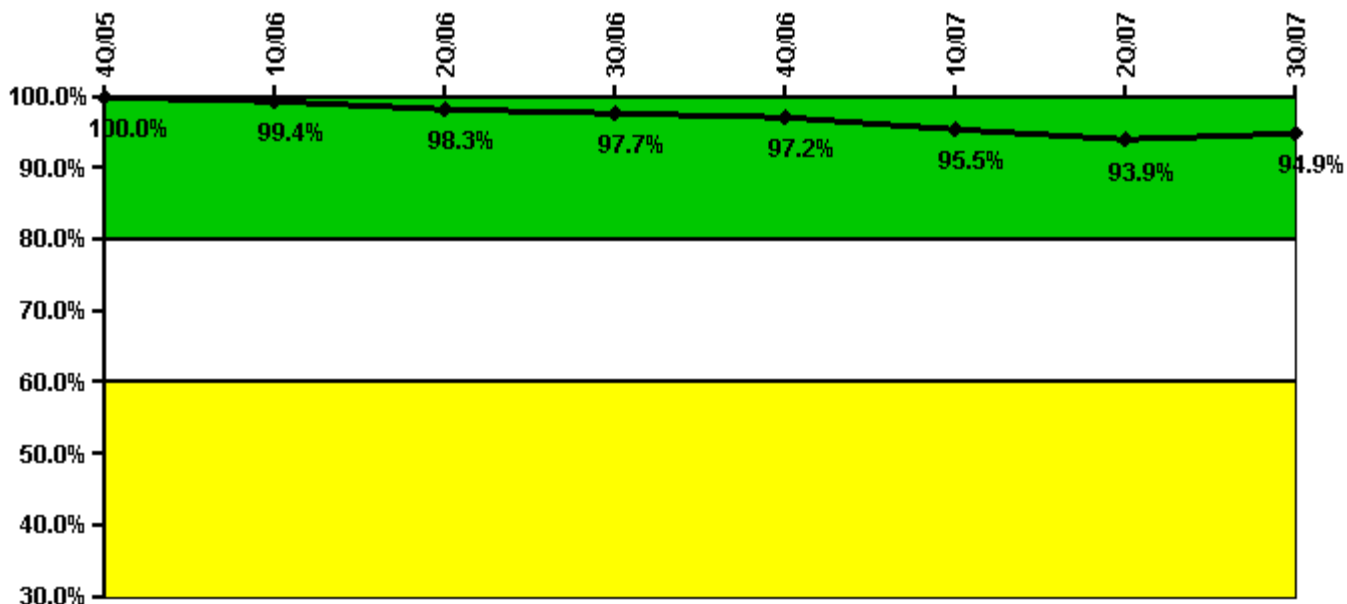
Thresholds: White < 90.0% Yellow < 70.0%

### Notes

Drill/Exercise Performance	4Q/05	1Q/06	2Q/06	3Q/06	4Q/06	1Q/07	2Q/07	3Q/07
Successful opportunities	60.0	25.0	0	8.0	50.0	20.0	14.0	21.0
Total opportunities	62.0	26.0	0	8.0	54.0	22.0	14.0	21.0
Indicator value	95.6%	97.0%	97.2%	97.4%	95.9%	94.9%	95.0%	95.7%

Licensee Comments: none

# ERO Drill Participation



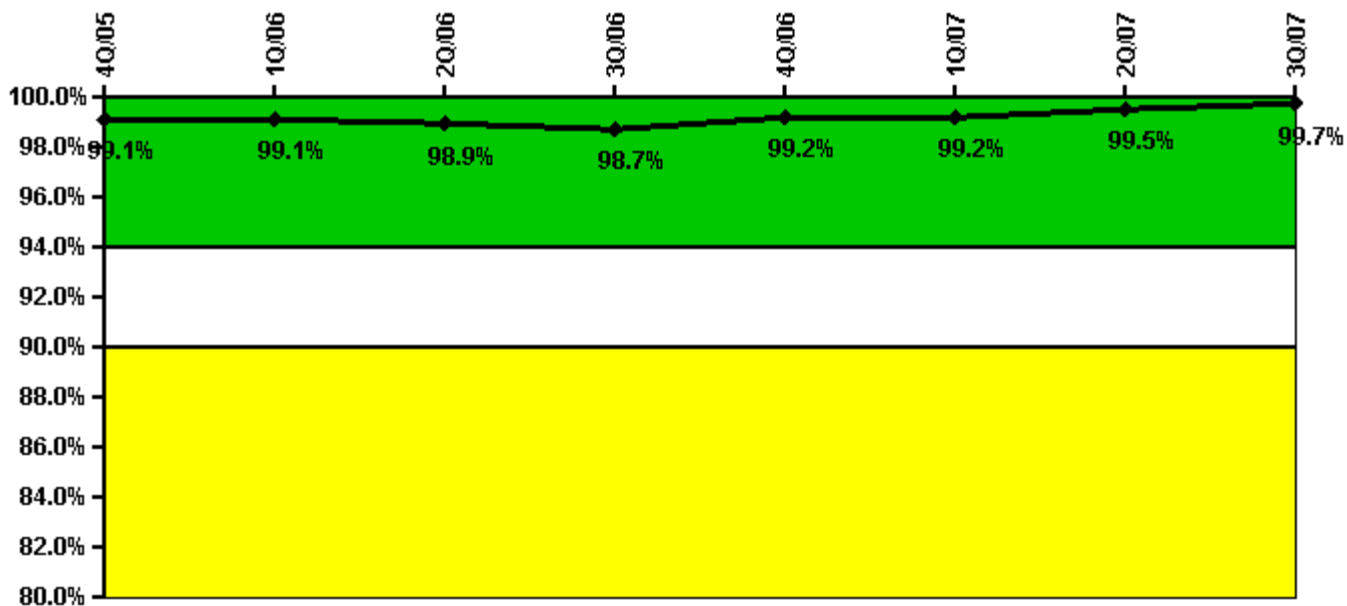
Thresholds: White < 80.0% Yellow < 60.0%

## Notes

ERO Drill Participation	4Q/05	1Q/06	2Q/06	3Q/06	4Q/06	1Q/07	2Q/07	3Q/07
Participating Key personnel	178.0	174.0	173.0	173.0	173.0	169.0	168.0	166.0
Total Key personnel	178.0	175.0	176.0	177.0	178.0	177.0	179.0	175.0
Indicator value	100.0%	99.4%	98.3%	97.7%	97.2%	95.5%	93.9%	94.9%

Licensee Comments: none

# Alert & Notification System



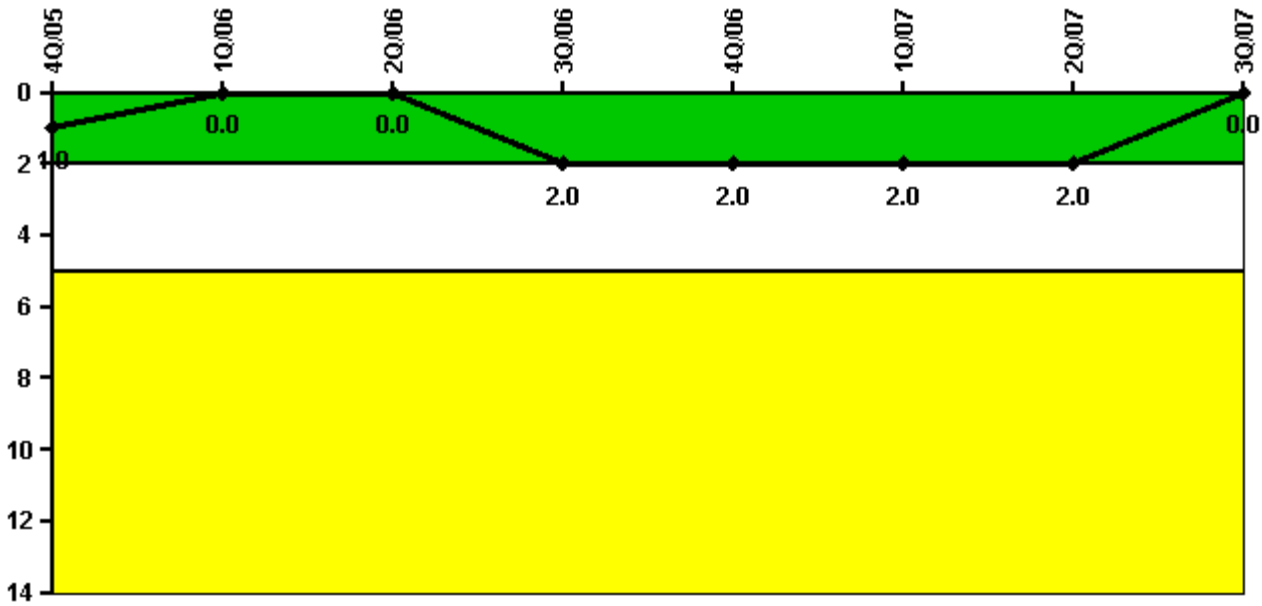
Thresholds: White < 94.0% Yellow < 90.0%

## Notes

Alert & Notification System	4Q/05	1Q/06	2Q/06	3Q/06	4Q/06	1Q/07	2Q/07	3Q/07
Successful siren-tests	1763	1803	1787	1790	1801	1803	1808	1801
Total sirens-tests	1809	1809	1809	1809	1809	1809	1809	1809
Indicator value	99.1%	99.1%	98.9%	98.7%	99.2%	99.2%	99.5%	99.7%

Licensee Comments: none

# Occupational Exposure Control Effectiveness



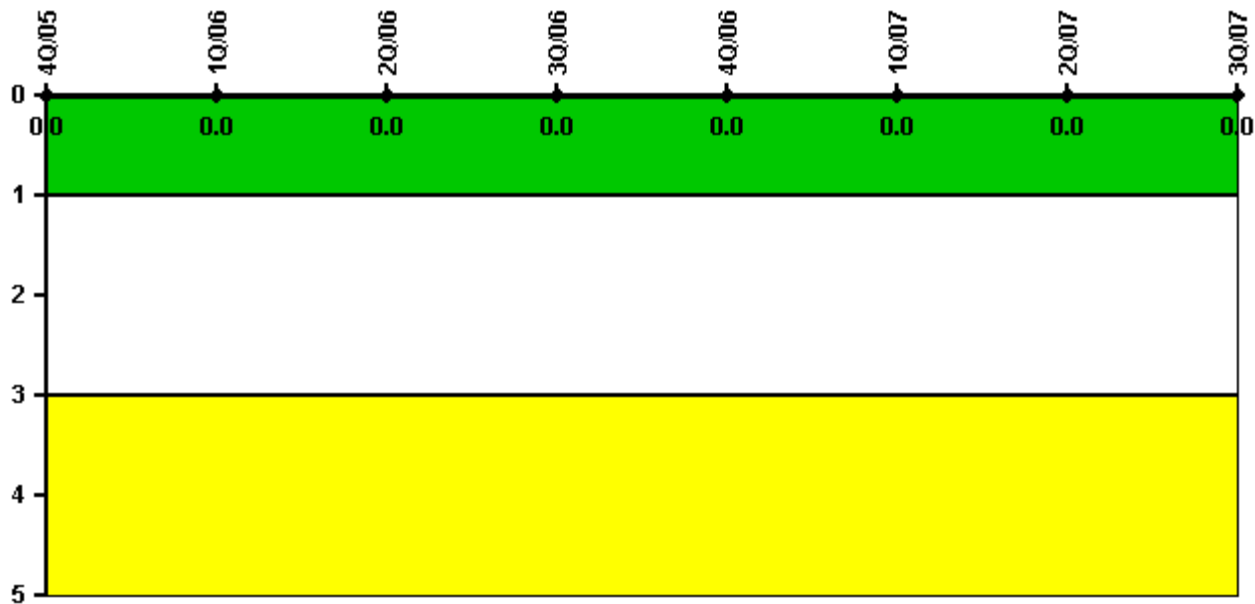
Thresholds: White > 2.0 Yellow > 5.0

## Notes

Occupational Exposure Control Effectiveness	4Q/05	1Q/06	2Q/06	3Q/06	4Q/06	1Q/07	2Q/07	3Q/07
High radiation area occurrences	0	0	0	2	0	0	0	0
Very high radiation area occurrences	0	0	0	0	0	0	0	0
Unintended exposure occurrences	0	0	0	0	0	0	0	0
<b>Indicator value</b>	<b>1</b>	<b>0</b>	<b>0</b>	<b>2</b>	<b>2</b>	<b>2</b>	<b>2</b>	<b>0</b>

Licensee Comments: none

# RETS/ODCM Radiological Effluent



Thresholds: White > 1.0 Yellow > 3.0

## Notes

RETS/ODCM Radiological Effluent	4Q/05	1Q/06	2Q/06	3Q/06	4Q/06	1Q/07	2Q/07	3Q/07
RETS/ODCM occurrences	0	0	0	0	0	0	0	0
Indicator value	0	0	0	0	0	0	0	0

Licensee Comments: none

[Physical Protection](#) information not publicly available.