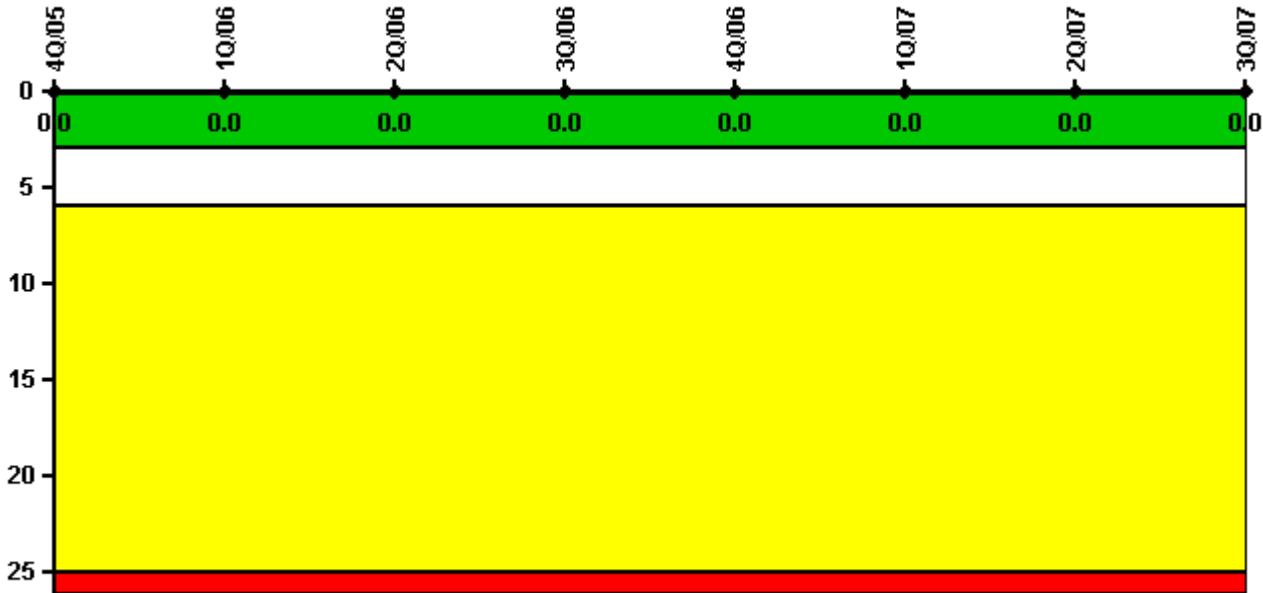


Dresden 3

3Q/2007 Performance Indicators

Licensee's General Comments: CDF Value Corrected - No Changes in MSPI Color. Also corrected minor error regarding Unit 3 CCSW failure to run probability.

Unplanned Scrams per 7000 Critical Hrs



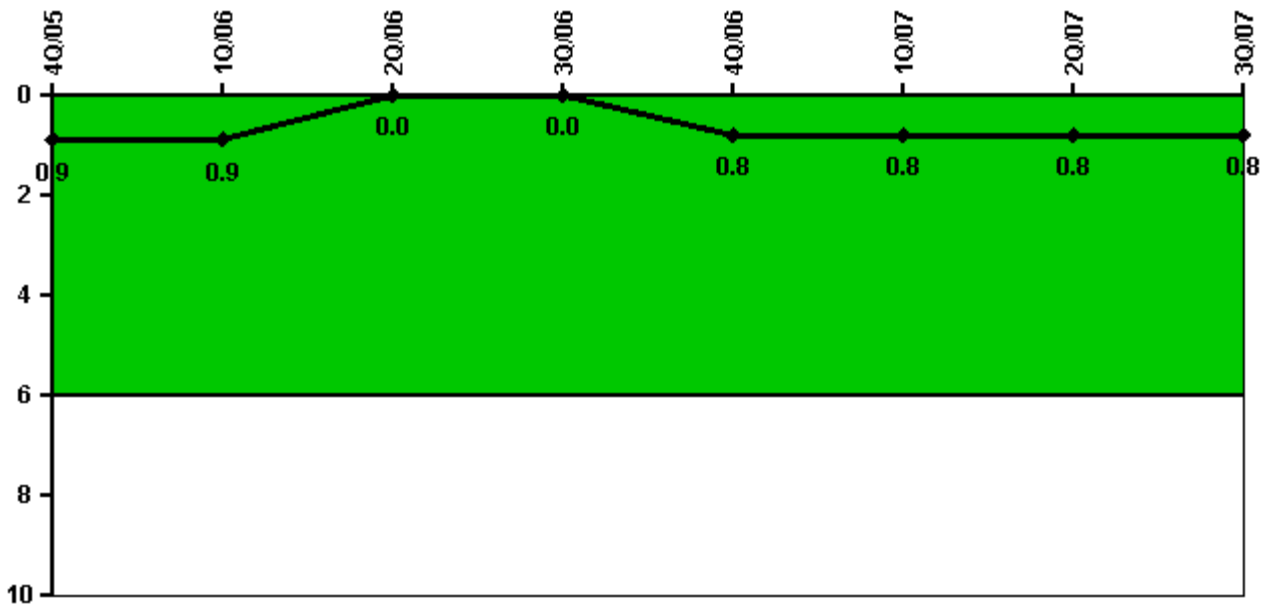
Thresholds: White > 3.0 Yellow > 6.0 Red > 25.0

Notes

Unplanned Scrams per 7000 Critical Hrs	4Q/05	1Q/06	2Q/06	3Q/06	4Q/06	1Q/07	2Q/07	3Q/07
Unplanned scrams	0	0	0	0	0	0	0	0
Critical hours	1761.2	2160.0	2183.0	2208.0	1770.1	2159.0	2184.0	2185.5
Indicator value	0	0	0	0	0	0	0	0

Licensee Comments: none

Unplanned Power Changes per 7000 Critical Hrs



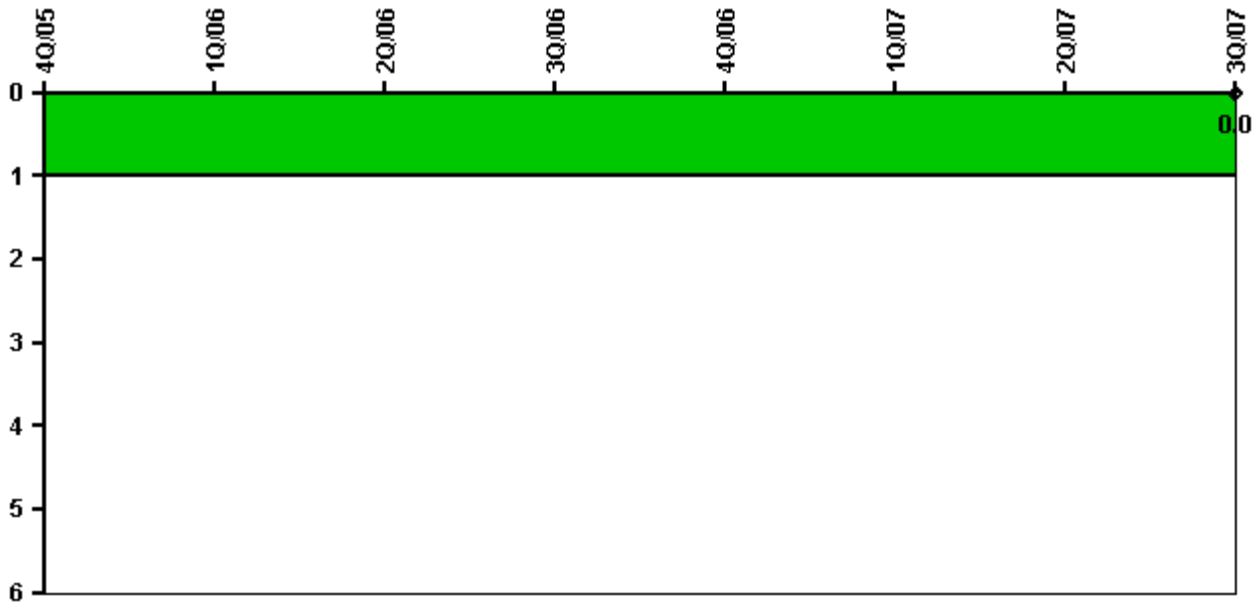
Thresholds: White > 6.0

Notes

Unplanned Power Changes per 7000 Critical Hrs	4Q/05	1Q/06	2Q/06	3Q/06	4Q/06	1Q/07	2Q/07	3Q/07
Unplanned power changes	0	0	0	0	1.0	0	0	0
Critical hours	1761.2	2160.0	2183.0	2208.0	1770.1	2159.0	2184.0	2185.5
Indicator value	0.9	0.9	0	0	0.8	0.8	0.8	0.8

Licensee Comments: none

Unplanned Scrams with Complications



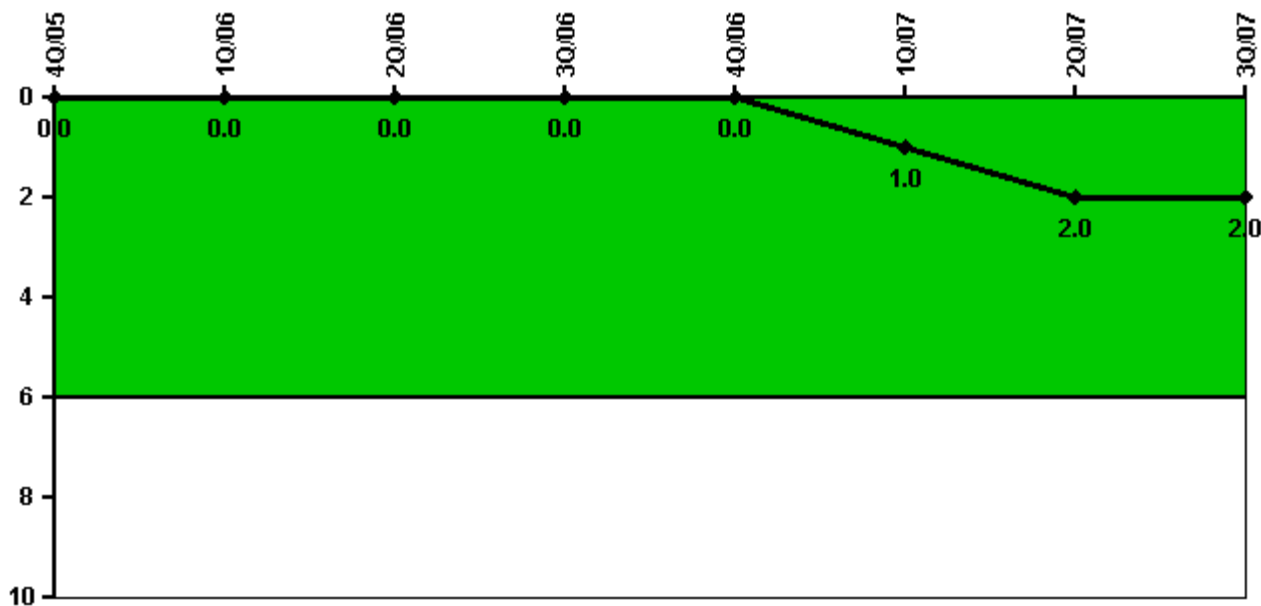
Thresholds: White > 1.0

Notes

Unplanned Scrams with Complications	4Q/05	1Q/06	2Q/06	3Q/06	4Q/06	1Q/07	2Q/07	3Q/07
Scrams with complications					0	0	0	0
Indicator value								0.0

Licensee Comments: none

Safety System Functional Failures (BWR)



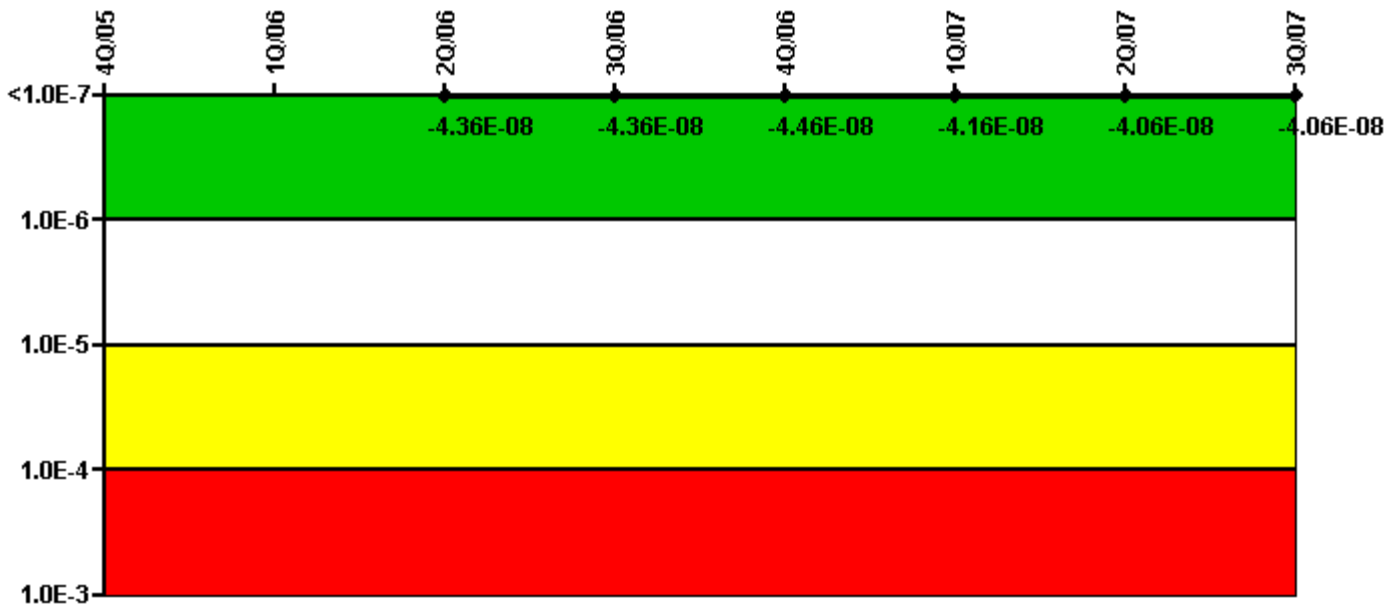
Thresholds: White > 6.0

Notes

Safety System Functional Failures (BWR)	4Q/05	1Q/06	2Q/06	3Q/06	4Q/06	1Q/07	2Q/07	3Q/07
Safety System Functional Failures	0	0	0	0	0	1	1	0
Indicator value	0	0	0	0	0	1	2	2

Licensee Comments: none

Mitigating Systems Performance Index, Emergency AC Power System



Thresholds: White > 1.00E-6 Yellow > 1.00E-5 Red > 1.00E-4

Notes

Mitigating Systems Performance Index, Emergency AC Power System	4Q/05	1Q/06	2Q/06	3Q/06	4Q/06	1Q/07	2Q/07	3Q/07
UAI (Δ CDF)			-4.60E-09	-4.60E-09	-4.60E-09	-4.60E-09	-4.60E-09	-4.60E-09
URI (Δ CDF)			-3.90E-08	-3.90E-08	-4.00E-08	-3.70E-08	-3.60E-08	-3.60E-08
PLE			NO	NO	NO	NO	NO	NO
Indicator value			-4.36E-08	-4.36E-08	-4.46E-08	-4.16E-08	-4.06E-08	-4.06E-08

Licensee Comments:

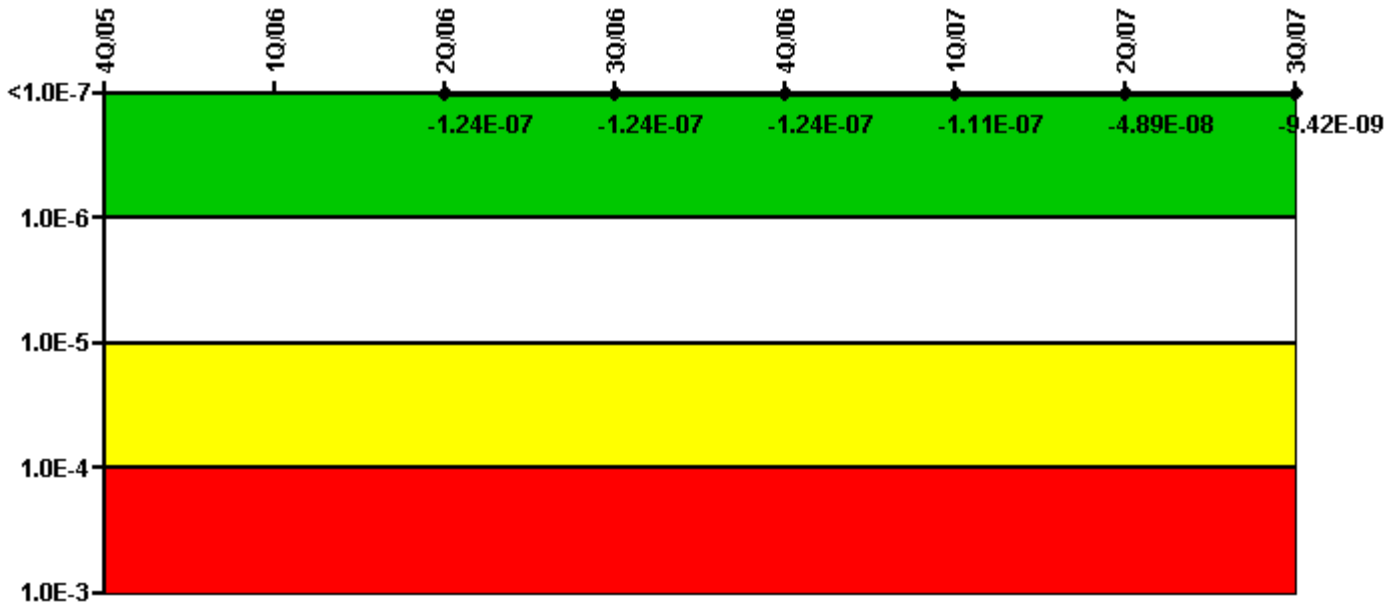
2Q/07: Changed PRA Parameter(s). CDF Value Corrected - No Changes in MSPI Color

1Q/07: Changed PRA Parameter(s). CDF Value Corrected - No Changes in MSPI Color

4Q/06: Changed PRA Parameter(s). CDF Value Corrected - No Changes in MSPI Color

3Q/06: Changed PRA Parameter(s). CDF Value Corrected - No Changes in MSPI Color

Mitigating Systems Performance Index, High Pressure Injection System



Thresholds: White > 1.00E-6 Yellow > 1.00E-5 Red > 1.00E-4

Notes

Mitigating Systems Performance Index, High Pressure Injection System	4Q/05	1Q/06	2Q/06	3Q/06	4Q/06	1Q/07	2Q/07	3Q/07
UAI (Δ CDF)			-5.20E-08	-5.20E-08	-5.20E-08	-3.90E-08	-3.90E-08	4.80E-10
URI (Δ CDF)			-7.20E-08	-7.20E-08	-7.20E-08	-7.20E-08	-9.90E-09	-9.90E-09
PLE			NO	NO	NO	NO	NO	NO
Indicator value			-1.24E-07	-1.24E-07	-1.24E-07	-1.11E-07	-4.89E-08	-9.42E-09

Licensee Comments:

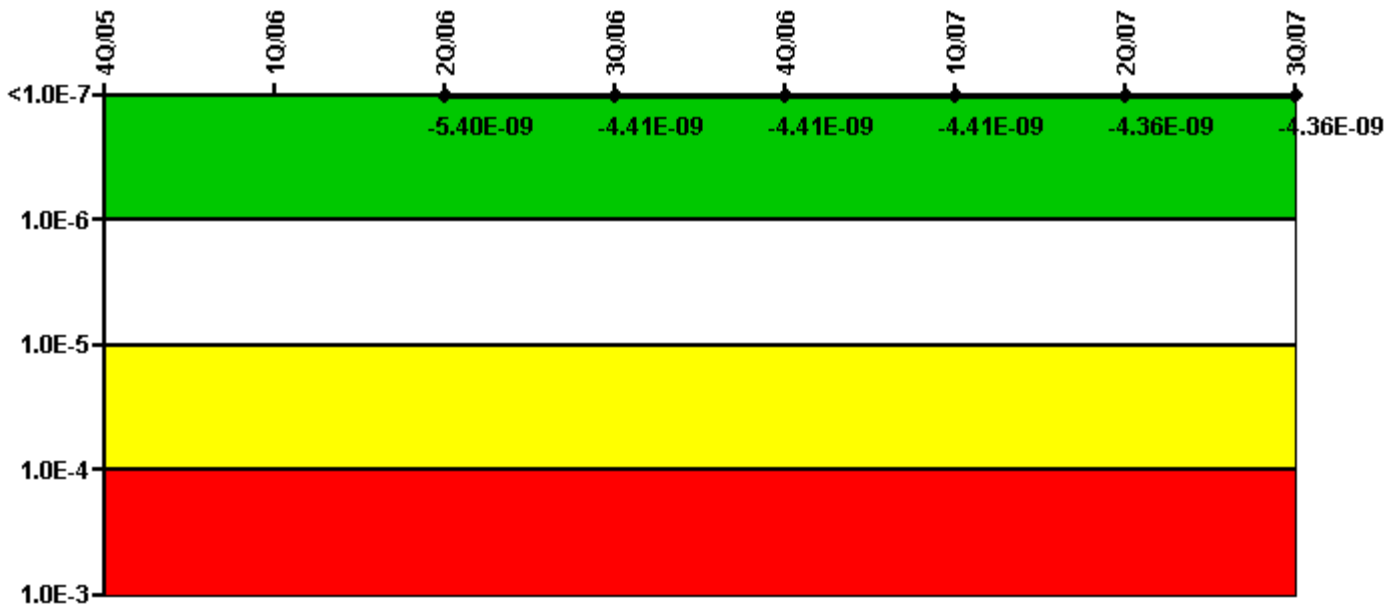
2Q/07: Changed PRA Parameter(s). CDF Value Corrected - No Changes in MSPI Color

1Q/07: Changed PRA Parameter(s). CDF Value Corrected - No Changes in MSPI Color

4Q/06: Changed PRA Parameter(s). CDF Value Corrected - No Changes in MSPI Color

3Q/06: Changed PRA Parameter(s). CDF Value Corrected - No Changes in MSPI Color

Mitigating Systems Performance Index, Heat Removal System



Thresholds: White > 1.00E-6 Yellow > 1.00E-5 Red > 1.00E-4

Notes

Mitigating Systems Performance Index, Heat Removal System	4Q/05	1Q/06	2Q/06	3Q/06	4Q/06	1Q/07	2Q/07	3Q/07
UAI (ΔCDF)			-4.30E-09	-4.30E-09	-4.30E-09	-4.30E-09	-4.30E-09	-4.30E-09
URI (ΔCDF)			-1.10E-09	-1.10E-10	-1.10E-10	-1.10E-10	-6.00E-11	-6.00E-11
PLE			NO	NO	NO	NO	NO	NO
Indicator value			-5.40E-09	-4.41E-09	-4.41E-09	-4.41E-09	-4.36E-09	-4.36E-09

Licensee Comments:

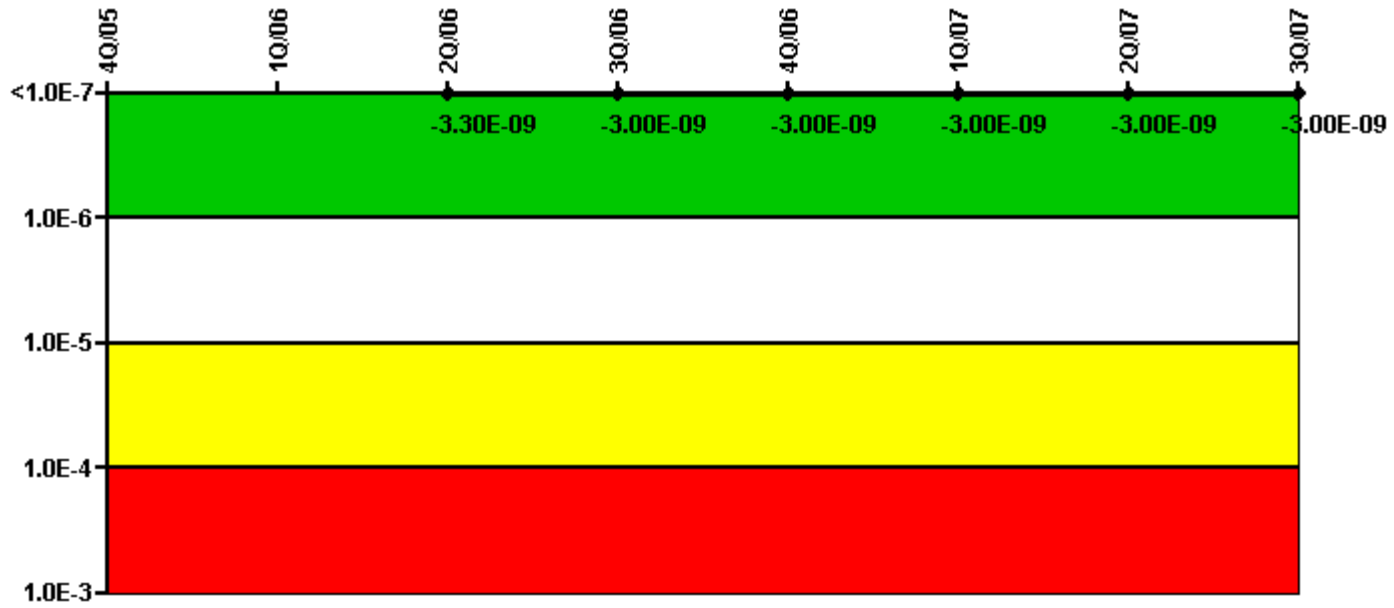
2Q/07: Changed PRA Parameter(s). CDF Value Corrected - No Changes in MSPI Color

1Q/07: Changed PRA Parameter(s). CDF Value Corrected - No Changes in MSPI Color

4Q/06: Changed PRA Parameter(s). CDF Value Corrected - No Changes in MSPI Color

3Q/06: Changed PRA Parameter(s). CDF Value Corrected - No Changes in MSPI Color

Mitigating Systems Performance Index, Residual Heat Removal System



Thresholds: White > 1.00E-6 Yellow > 1.00E-5 Red > 1.00E-4

Notes

Mitigating Systems Performance Index, Residual Heat Removal System	4Q/05	1Q/06	2Q/06	3Q/06	4Q/06	1Q/07	2Q/07	3Q/07
UAI (Δ CDF)			-1.30E-09	-1.30E-09	-1.30E-09	-1.30E-09	-1.30E-09	-1.30E-09
URI (Δ CDF)			-2.00E-09	-1.70E-09	-1.70E-09	-1.70E-09	-1.70E-09	-1.70E-09
PLE			NO	NO	NO	NO	NO	NO
Indicator value			-3.30E-09	-3.00E-09	-3.00E-09	-3.00E-09	-3.00E-09	-3.00E-09

Licensee Comments:

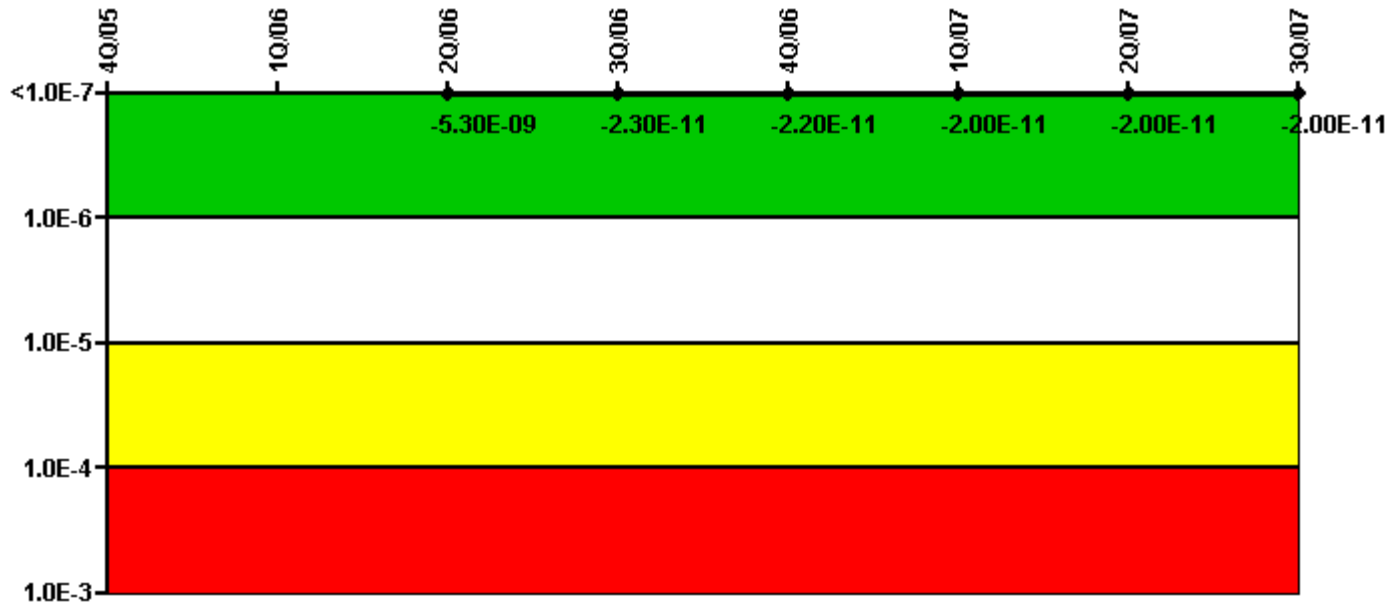
2Q/07: Changed PRA Parameter(s). CDF Value Corrected - No Changes in MSPI Color

1Q/07: Changed PRA Parameter(s). CDF Value Corrected - No Changes in MSPI Color

4Q/06: Changed PRA Parameter(s). CDF Value Corrected - No Changes in MSPI Color

3Q/06: Changed PRA Parameter(s). CDF Value Corrected - No Changes in MSPI Color

Mitigating Systems Performance Index, Cooling Water Systems



Thresholds: White > 1.00E-6 Yellow > 1.00E-5 Red > 1.00E-4

Notes

Mitigating Systems Performance Index, Cooling Water Systems	4Q/05	1Q/06	2Q/06	3Q/06	4Q/06	1Q/07	2Q/07	3Q/07
UAI (Δ CDF)			0.00E+00	0.00E+00	0.00E+00	0.00E+00	0.00E+00	0.00E+00
URI (Δ CDF)			-5.30E-09	-2.30E-11	-2.20E-11	-2.00E-11	-2.00E-11	-2.00E-11
PLE			NO	NO	NO	NO	NO	NO
Indicator value			-5.30E-09	-2.30E-11	-2.20E-11	-2.00E-11	-2.00E-11	-2.00E-11

Licensee Comments:

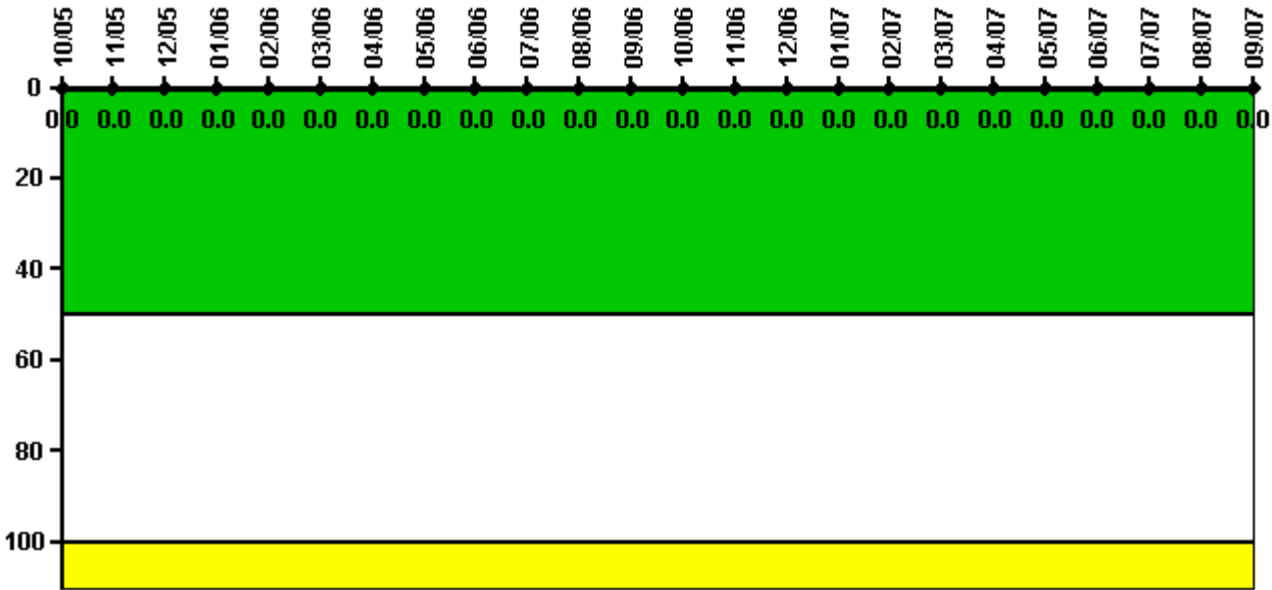
2Q/07: Changed PRA Parameter(s). CDF Value Corrected - No Changes in MSPI Color

1Q/07: Changed PRA Parameter(s). CDF Value Corrected - No Changes in MSPI Color

4Q/06: Changed PRA Parameter(s). CDF Value Corrected - No Changes in MSPI Color

3Q/06: Changed PRA Parameter(s). CDF Value Corrected - No Changes in MSPI Color

Reactor Coolant System Activity




Thresholds: White > 50.0 Yellow > 100.0

Notes

Reactor Coolant System Activity	10/05	11/05	12/05	1/06	2/06	3/06	4/06	5/06	6/06	7/06	8/06	9/06
Maximum activity	0.000004	0.000015	0.000013	0.000006	0.000006	0.000004	0.000003	0.000003	0.000004	0.000003	0.000004	0.000003
Technical specification limit	0.2	0.2	0.2	0.2	0.2	0.2	0.2	0.2	0.2	0.2	0.2	0.2
Indicator value	0	0	0	0	0	0	0	0	0	0	0	0
Reactor Coolant System Activity	10/06	11/06	12/06	1/07	2/07	3/07	4/07	5/07	6/07	7/07	8/07	9/07
Maximum activity	0.000003	0.000015	0.000015	0.000015	0.000022	0.000020	0.000023	0.000023	0.000024	0.000029	0.000018	0.000020
Technical specification limit	0.2	0.2	0.2	0.2	0.2	0.2	0.2	0.2	0.2	0.2	0.2	0.2
Indicator value	0	0	0	0	0	0	0	0	0	0	0	0

Licensee Comments: none

Reactor Coolant System Leakage



Thresholds: White > 50.0 Yellow > 100.0

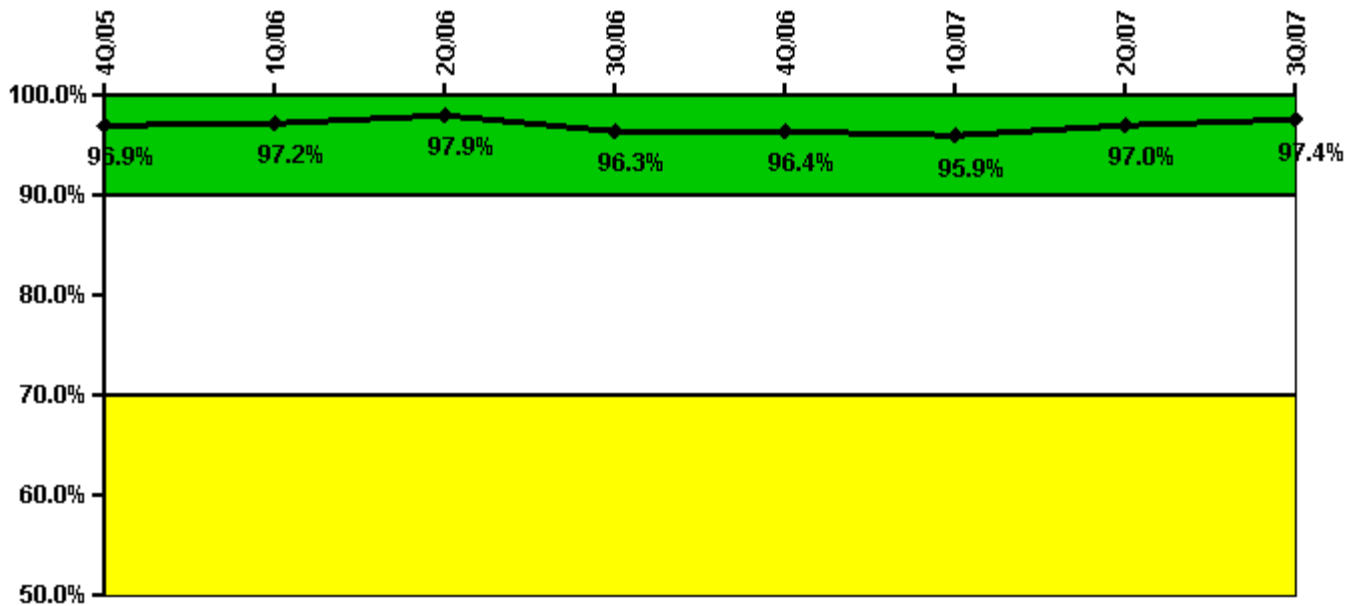
Notes

Reactor Coolant System Leakage	10/05	11/05	12/05	1/06	2/06	3/06	4/06	5/06	6/06	7/06	8/06	9/06
Maximum leakage	2.098	2.060	1.930	1.962	1.995	2.003	1.988	2.272	1.973	2.002	2.017	2.270
Technical specification limit	25.0	25.0	25.0	25.0	25.0	25.0	25.0	25.0	25.0	25.0	25.0	25.0
Indicator value	8.4	8.2	7.7	7.8	8.0	8.0	8.0	9.1	7.9	8.0	8.1	9.1

Reactor Coolant System Leakage	10/06	11/06	12/06	1/07	2/07	3/07	4/07	5/07	6/07	7/07	8/07	9/07
Maximum leakage	2.092	2.110	1.820	1.850	1.828	1.863	1.808	2.015	2.205	2.250	2.240	2.242
Technical specification limit	25.0	25.0	25.0	25.0	25.0	25.0	25.0	25.0	25.0	25.0	25.0	25.0
Indicator value	8.4	8.4	7.3	7.4	7.3	7.5	7.2	8.1	8.8	9.0	9.0	9.0

Licensee Comments: none

Drill/Exercise Performance



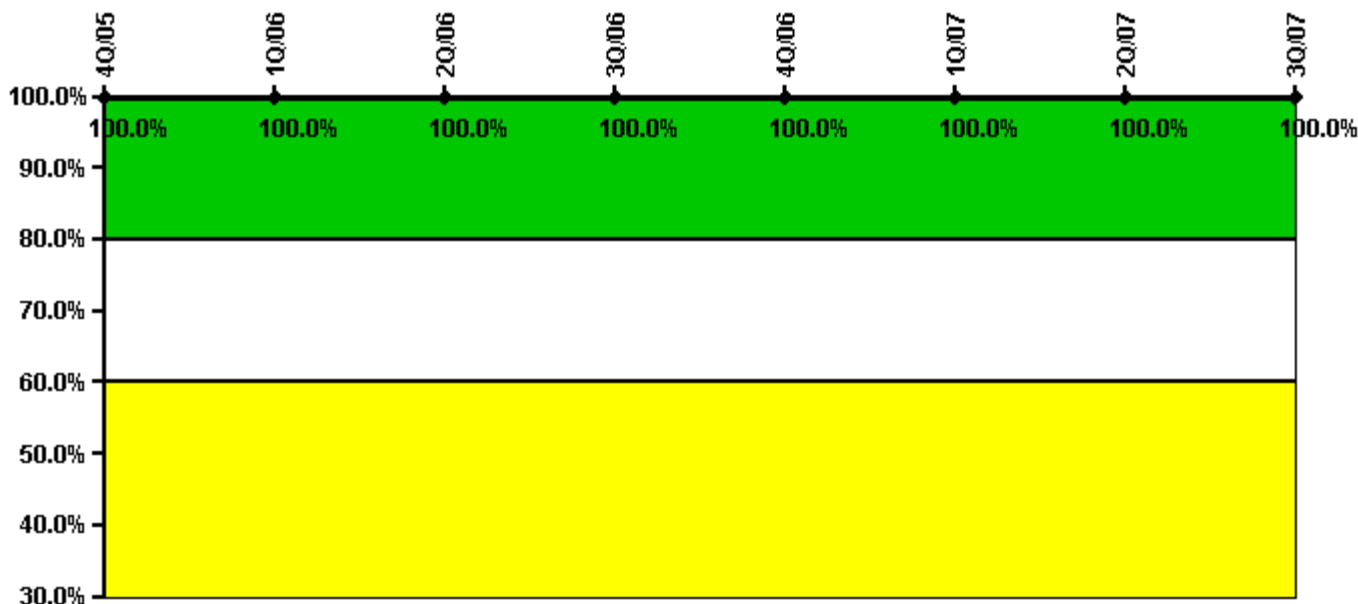
Thresholds: White < 90.0% Yellow < 70.0%

Notes

Drill/Exercise Performance	4Q/05	1Q/06	2Q/06	3Q/06	4Q/06	1Q/07	2Q/07	3Q/07
Successful opportunities	47.0	48.0	38.0	14.0	12.0	50.0	54.0	40.0
Total opportunities	48.0	48.0	38.0	19.0	12.0	52.0	54.0	40.0
Indicator value	96.9%	97.2%	97.9%	96.3%	96.4%	95.9%	97.0%	97.4%

Licensee Comments: none

ERO Drill Participation



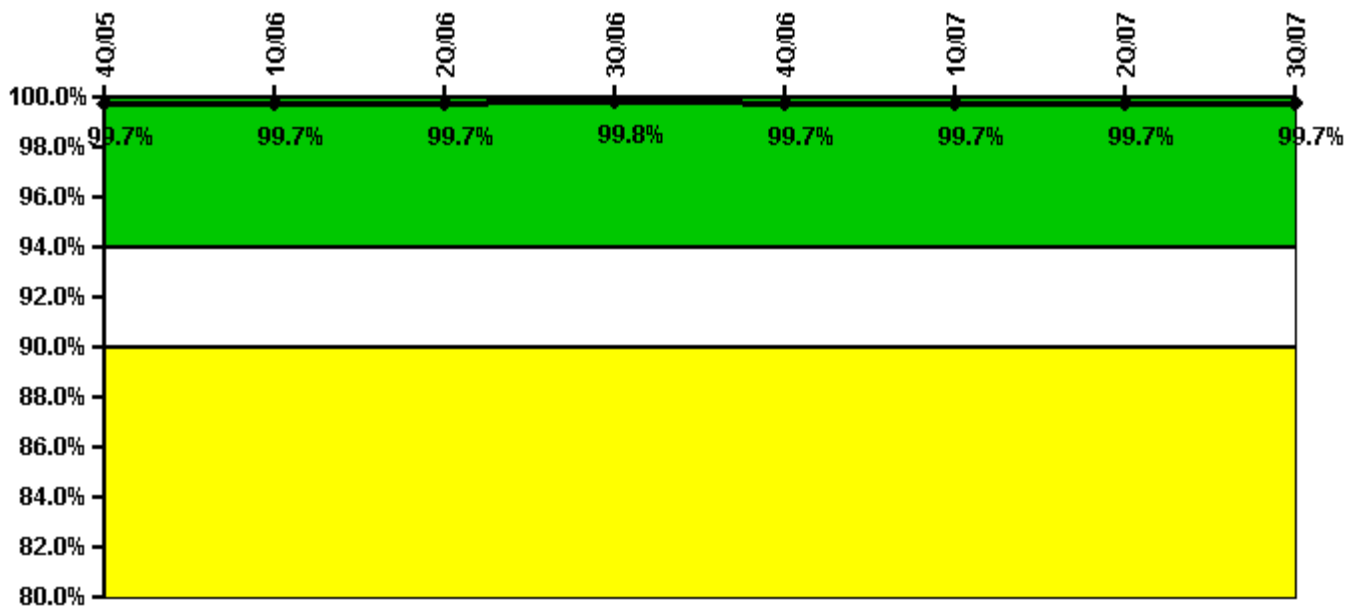
Thresholds: White < 80.0% Yellow < 60.0%

Notes

ERO Drill Participation	4Q/05	1Q/06	2Q/06	3Q/06	4Q/06	1Q/07	2Q/07	3Q/07
Participating Key personnel	64.0	69.0	66.0	65.0	66.0	63.0	65.0	63.0
Total Key personnel	64.0	69.0	66.0	65.0	66.0	63.0	65.0	63.0
Indicator value	100.0%	100.0%	100.0%	100.0%	100.0%	100.0%	100.0%	100.0%

Licensee Comments: none

Alert & Notification System



Thresholds: White < 94.0% Yellow < 90.0%

Notes

Alert & Notification System	4Q/05	1Q/06	2Q/06	3Q/06	4Q/06	1Q/07	2Q/07	3Q/07
Successful siren-tests	4988	5061	4979	4971	4902	4985	4977	4961
Total sirens-tests	4992	5070	4991	4992	4914	4992	4990	4992
Indicator value	99.7%	99.7%	99.7%	99.8%	99.7%	99.7%	99.7%	99.7%

Licensee Comments: none

Occupational Exposure Control Effectiveness



Thresholds: White > 2.0 Yellow > 5.0

Notes

Occupational Exposure Control Effectiveness	4Q/05	1Q/06	2Q/06	3Q/06	4Q/06	1Q/07	2Q/07	3Q/07
High radiation area occurrences	0	0	0	0	0	0	0	0
Very high radiation area occurrences	0	0	0	0	0	0	0	0
Unintended exposure occurrences	0	0	0	0	0	0	0	0
Indicator value	0	0	0	0	0	0	0	0

Licensee Comments: none

RETS/ODCM Radiological Effluent



Thresholds: White > 1.0 Yellow > 3.0

Notes

RETS/ODCM Radiological Effluent	4Q/05	1Q/06	2Q/06	3Q/06	4Q/06	1Q/07	2Q/07	3Q/07
RETS/ODCM occurrences	0	0	0	0	0	0	0	0
Indicator value	0	0	0	0	0	0	0	0

Licensee Comments: none

[Physical Protection](#) information not publicly available.