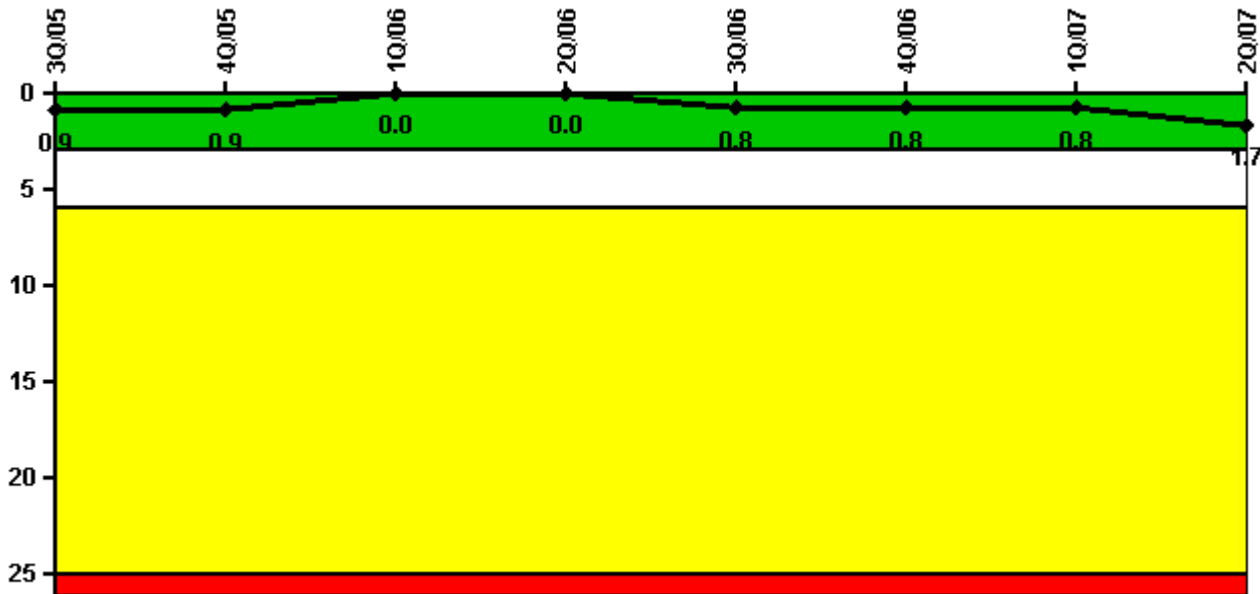


Dresden 2

2Q/2007 Performance Indicators

Licensee's General Comments: SEE EMBEDDED COMMENT FOR MS08 INDICATOR

Unplanned Scrams per 7000 Critical Hrs



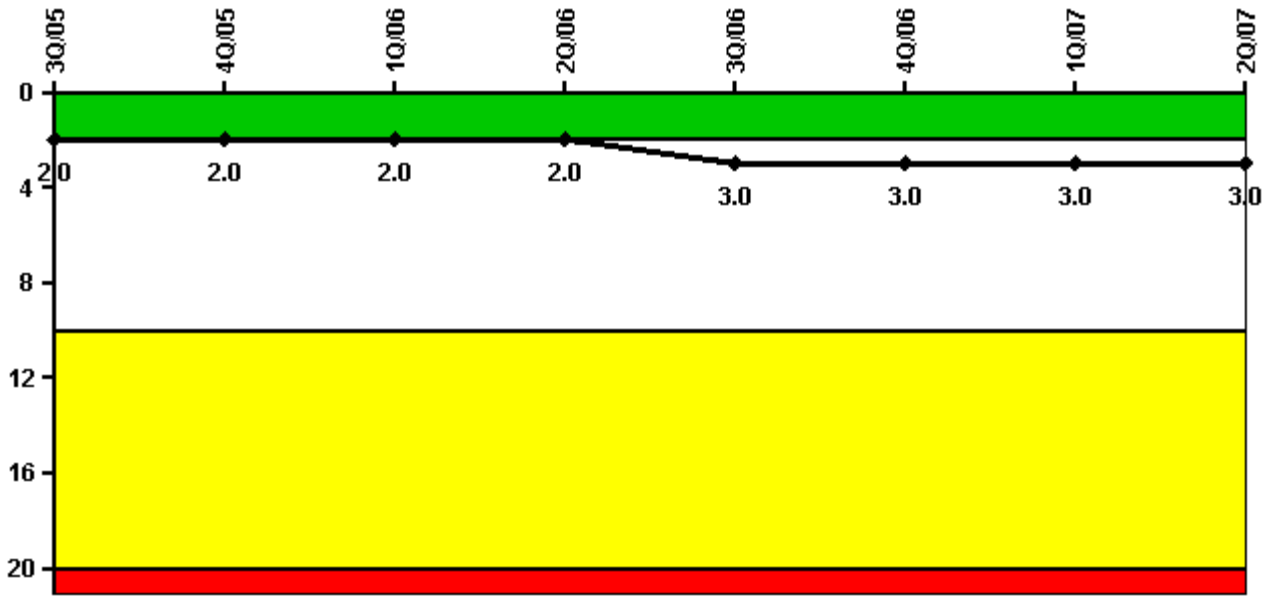
Thresholds: White > 3.0 Yellow > 6.0 Red > 25.0

Notes

Unplanned Scrams per 7000 Critical Hrs	3Q/05	4Q/05	1Q/06	2Q/06	3Q/06	4Q/06	1Q/07	2Q/07
Unplanned scrams	0	0	0	0	1.0	0	0	1.0
Critical hours	1882.2	1735.1	2160.0	2183.0	2168.9	2003.2	2159.0	2117.1
Indicator value	0.9	0.9	0	0	0.8	0.8	0.8	1.7

Licensee Comments: none

Scrams with Loss of Normal Heat Removal



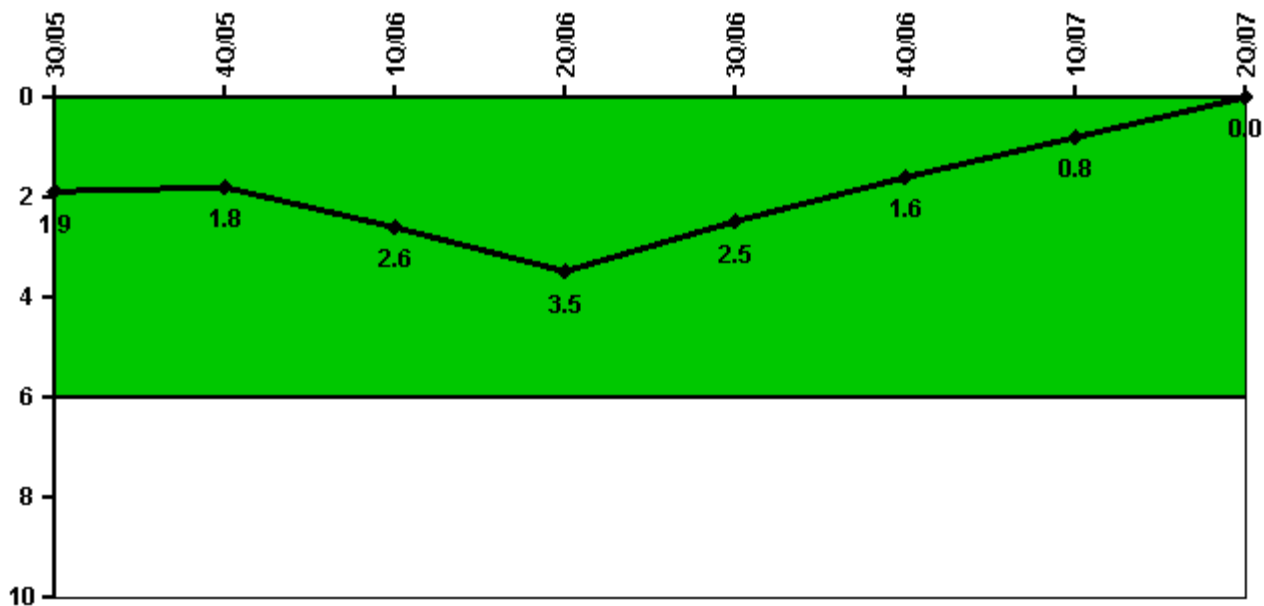
Thresholds: White > 2.0 Yellow > 10.0 Red > 20.0

Notes

Scrams with Loss of Normal Heat Removal	3Q/05	4Q/05	1Q/06	2Q/06	3Q/06	4Q/06	1Q/07	2Q/07
Scrams	0	0	0	0	1.0	0	0	1.0
Indicator value	2.0	2.0	2.0	2.0	3.0	3.0	3.0	3.0

Licensee Comments: none

Unplanned Power Changes per 7000 Critical Hrs



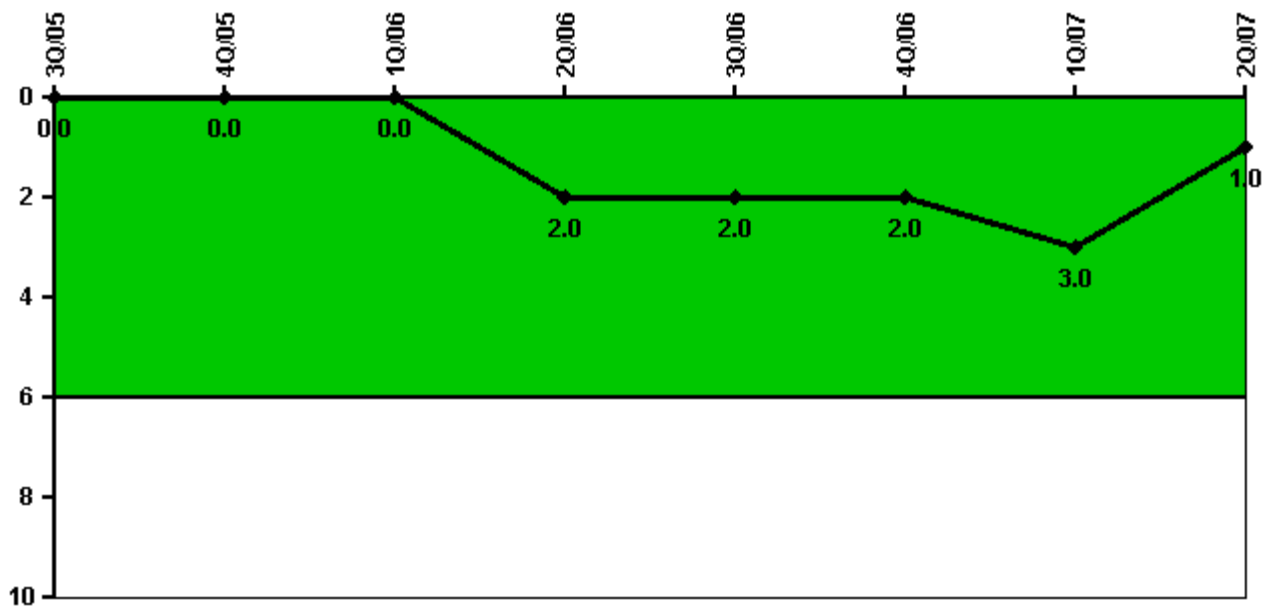
Thresholds: White > 6.0

Notes

Unplanned Power Changes per 7000 Critical Hrs	3Q/05	4Q/05	1Q/06	2Q/06	3Q/06	4Q/06	1Q/07	2Q/07
Unplanned power changes	1.0	1.0	1.0	1.0	0	0	0	0
Critical hours	1882.2	1735.1	2160.0	2183.0	2168.9	2003.2	2159.0	2117.1
Indicator value	1.9	1.8	2.6	3.5	2.5	1.6	0.8	0

Licensee Comments: none

Safety System Functional Failures (BWR)



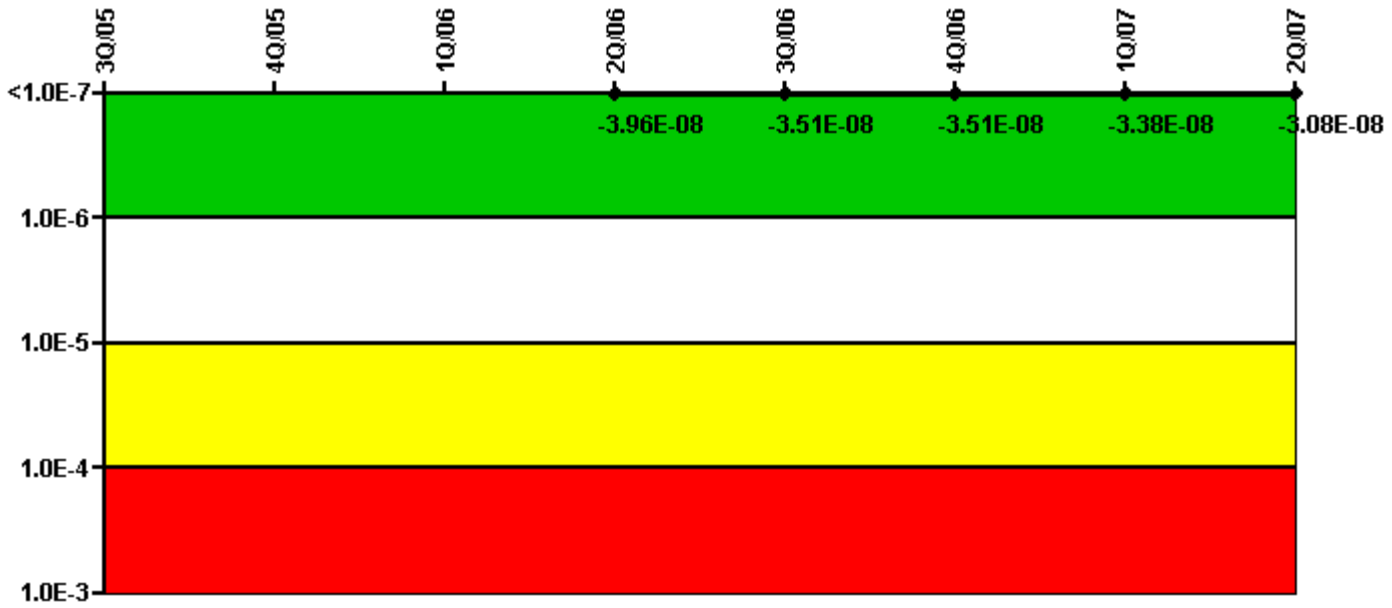
Thresholds: White > 6.0

Notes

Safety System Functional Failures (BWR)	3Q/05	4Q/05	1Q/06	2Q/06	3Q/06	4Q/06	1Q/07	2Q/07
Safety System Functional Failures	0	0	0	2	0	0	1	0
Indicator value	0	0	0	2	2	2	3	1

Licensee Comments: none

Mitigating Systems Performance Index, Emergency AC Power System



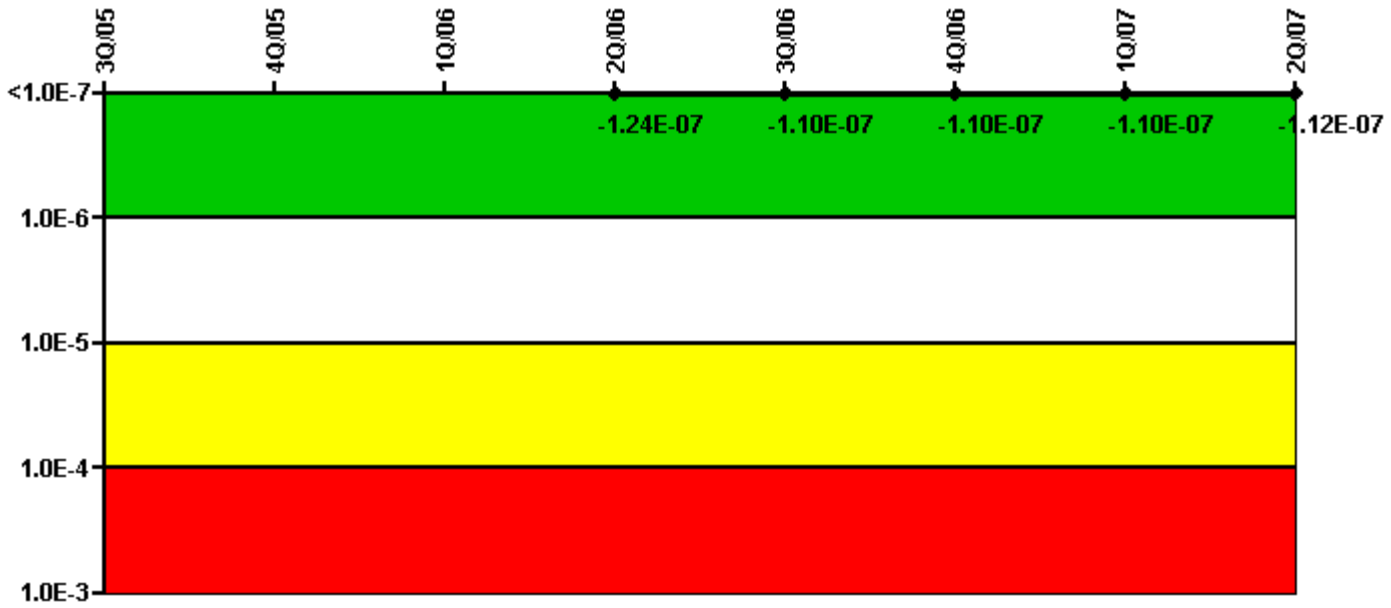
Thresholds: White > 1.00E-6 Yellow > 1.00E-5 Red > 1.00E-4

Notes

Mitigating Systems Performance Index, Emergency AC Power System	3Q/05	4Q/05	1Q/06	2Q/06	3Q/06	4Q/06	1Q/07	2Q/07
UAI (Δ CDF)				-4.60E-09	-4.10E-09	-4.10E-09	-1.80E-09	2.20E-09
URI (Δ CDF)				-3.50E-08	-3.10E-08	-3.10E-08	-3.20E-08	-3.30E-08
PLE				NO	NO	NO	NO	NO
Indicator value				-3.96E-08	-3.51E-08	-3.51E-08	-3.38E-08	-3.08E-08

Licensee Comments: none

Mitigating Systems Performance Index, High Pressure Injection System



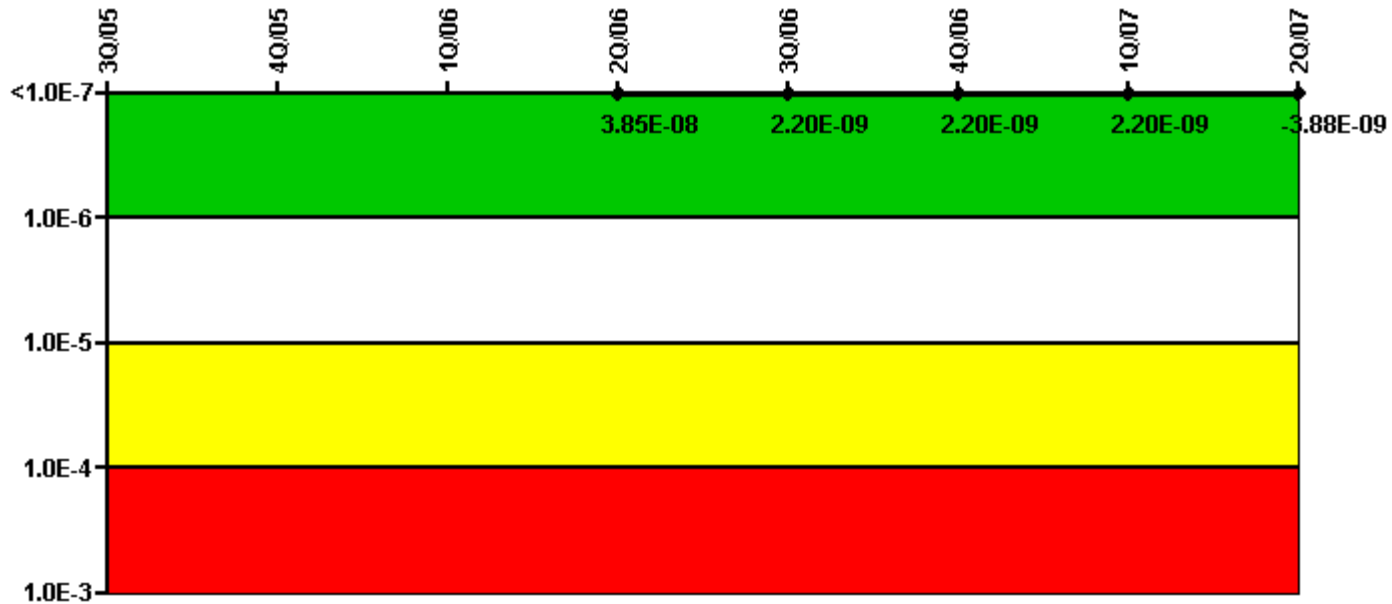
Thresholds: White > 1.00E-6 Yellow > 1.00E-5 Red > 1.00E-4

Notes

Mitigating Systems Performance Index, High Pressure Injection System	3Q/05	4Q/05	1Q/06	2Q/06	3Q/06	4Q/06	1Q/07	2Q/07
UAI (Δ CDF)				-5.20E-08	-4.60E-08	-4.60E-08	-4.60E-08	-4.60E-08
URI (Δ CDF)				-7.20E-08	-6.40E-08	-6.40E-08	-6.40E-08	-6.60E-08
PLE				NO	NO	NO	NO	NO
Indicator value				-1.24E-07	-1.10E-07	-1.10E-07	-1.10E-07	-1.12E-07

Licensee Comments: none

Mitigating Systems Performance Index, Heat Removal System



Thresholds: White > 1.00E-6 Yellow > 1.00E-5 Red > 1.00E-4

Notes

Mitigating Systems Performance Index, Heat Removal System	3Q/05	4Q/05	1Q/06	2Q/06	3Q/06	4Q/06	1Q/07	2Q/07
UAI (ACDF)				-1.50E-09	-1.30E-09	-1.30E-09	-1.30E-09	-3.80E-09
URI (ACDF)				4.00E-08	3.50E-09	3.50E-09	3.50E-09	-7.80E-11
PLE				NO	NO	NO	NO	NO
Indicator value				3.85E-08	2.20E-09	2.20E-09	2.20E-09	-3.88E-09

Licensee Comments:

2Q/07: URI values for the past four reporting periods (Q2/2006, Q3/2006, Q4/2006, and Q1/2007) are different than those previously reported due to correction made to failure data regarding an April 2004 event.

1Q/07: URI values for this reporting period (Q1/2007) and the previous three reporting periods subsequently changed due to correction to failure data regarding an April 2004 event.

4Q/06: URI values for this reporting period changed due to correction to failure data regarding an April 2004 event.

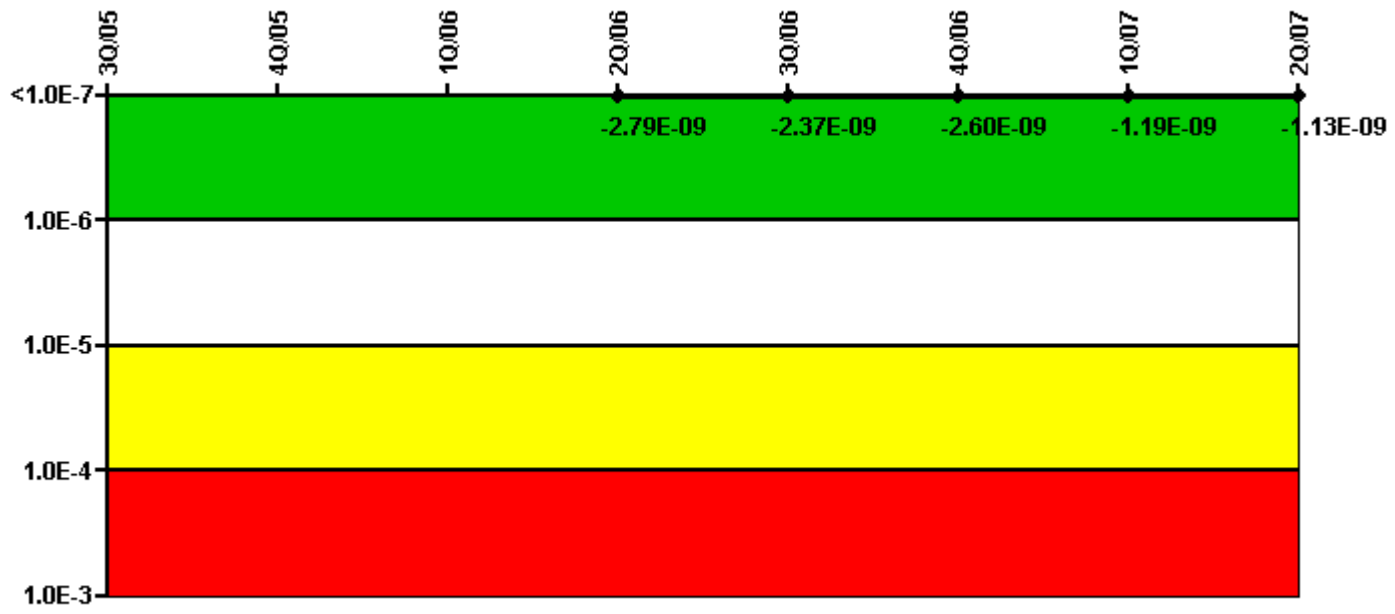
3Q/06: Revised Baseline Unavailability. URI values for this reporting period changed due to correction to failure data regarding an April 2004 event.

3Q/06: Revised Baseline Unavailability

2Q/06: Baseline Unavailability was corrected. URI values for this reporting period changed due to correction to failure data regarding an April 2004 event.

2Q/06: Baseline Unavailability was corrected.

Mitigating Systems Performance Index, Residual Heat Removal System



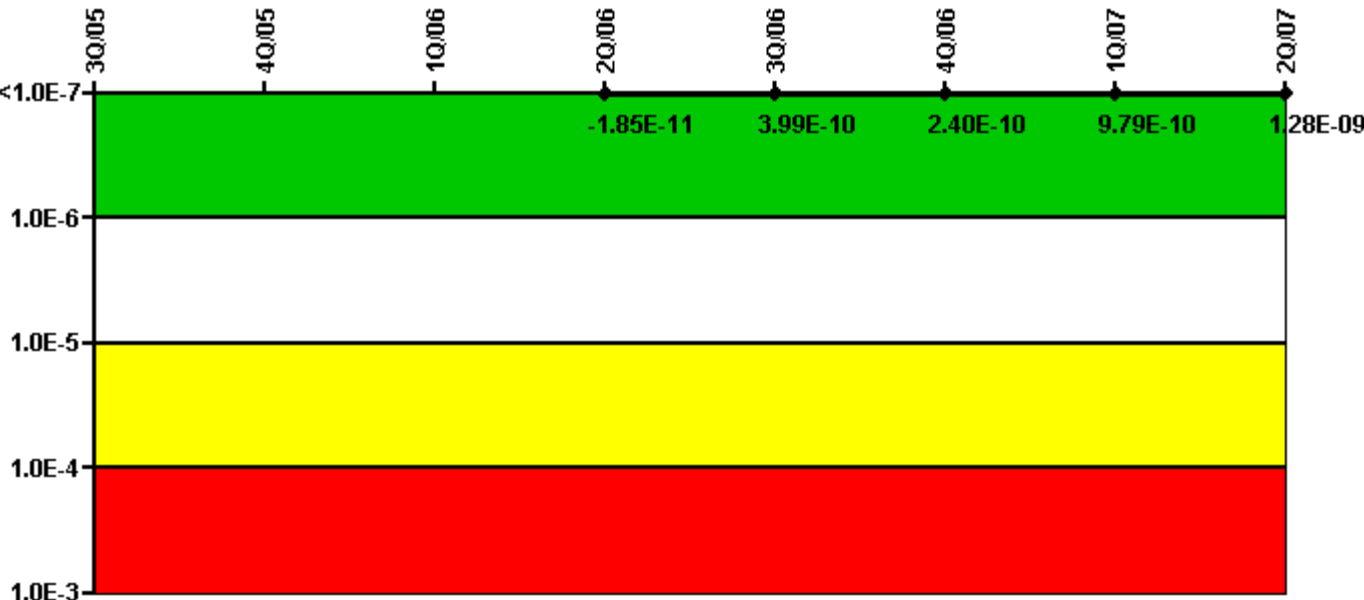
Thresholds: White > 1.00E-6 Yellow > 1.00E-5 Red > 1.00E-4

Notes

Mitigating Systems Performance Index, Residual Heat Removal System	3Q/05	4Q/05	1Q/06	2Q/06	3Q/06	4Q/06	1Q/07	2Q/07
UAI (Δ CDF)				-9.90E-10	-8.70E-10	-1.10E-09	3.10E-10	3.70E-10
URI (Δ CDF)				-1.80E-09	-1.50E-09	-1.50E-09	-1.50E-09	-1.50E-09
PLE				NO	NO	NO	NO	NO
Indicator value				-2.79E-09	-2.37E-09	-2.60E-09	-1.19E-09	-1.13E-09

Licensee Comments: none

Mitigating Systems Performance Index, Cooling Water Systems



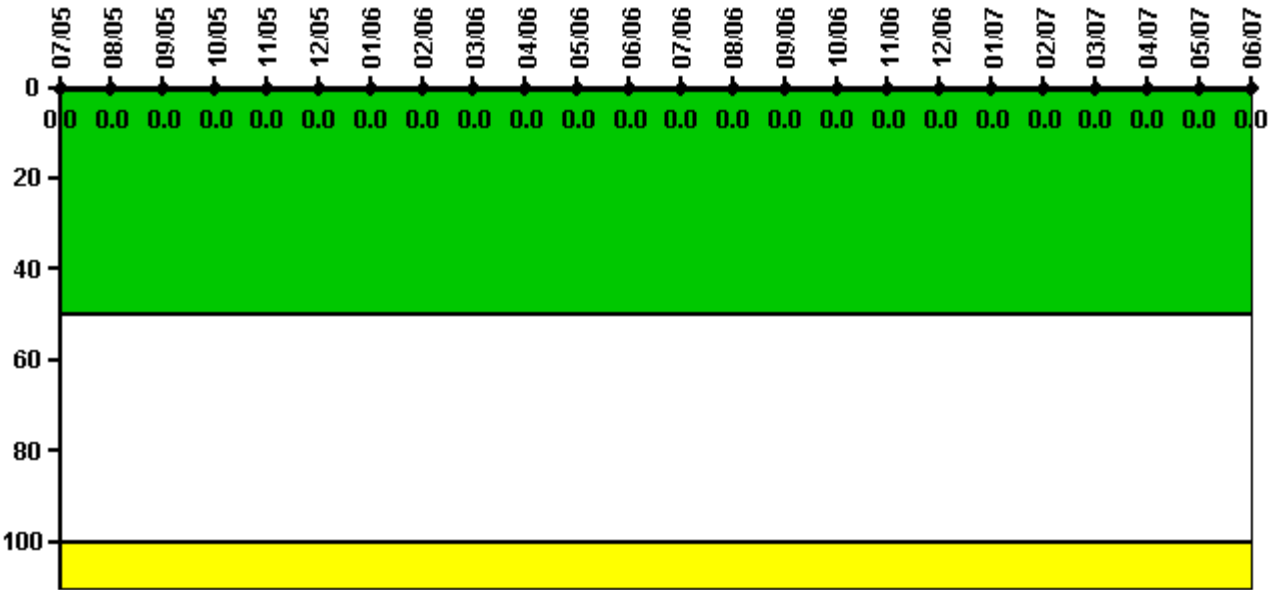
Thresholds: White > 1.00E-6 Yellow > 1.00E-5 Red > 1.00E-4

Notes

Mitigating Systems Performance Index, Cooling Water Systems	3Q/05	4Q/05	1Q/06	2Q/06	3Q/06	4Q/06	1Q/07	2Q/07
UAI (ΔCDF)				6.50E-12	4.20E-10	2.60E-10	1.00E-09	1.30E-09
URI (ΔCDF)				-2.50E-11	-2.10E-11	-2.00E-11	-2.10E-11	-2.10E-11
PLE				NO	NO	NO	NO	NO
Indicator value				-1.85E-11	3.99E-10	2.40E-10	9.79E-10	1.28E-09

Licensee Comments: none

Reactor Coolant System Activity



Thresholds: White > 50.0 Yellow > 100.0

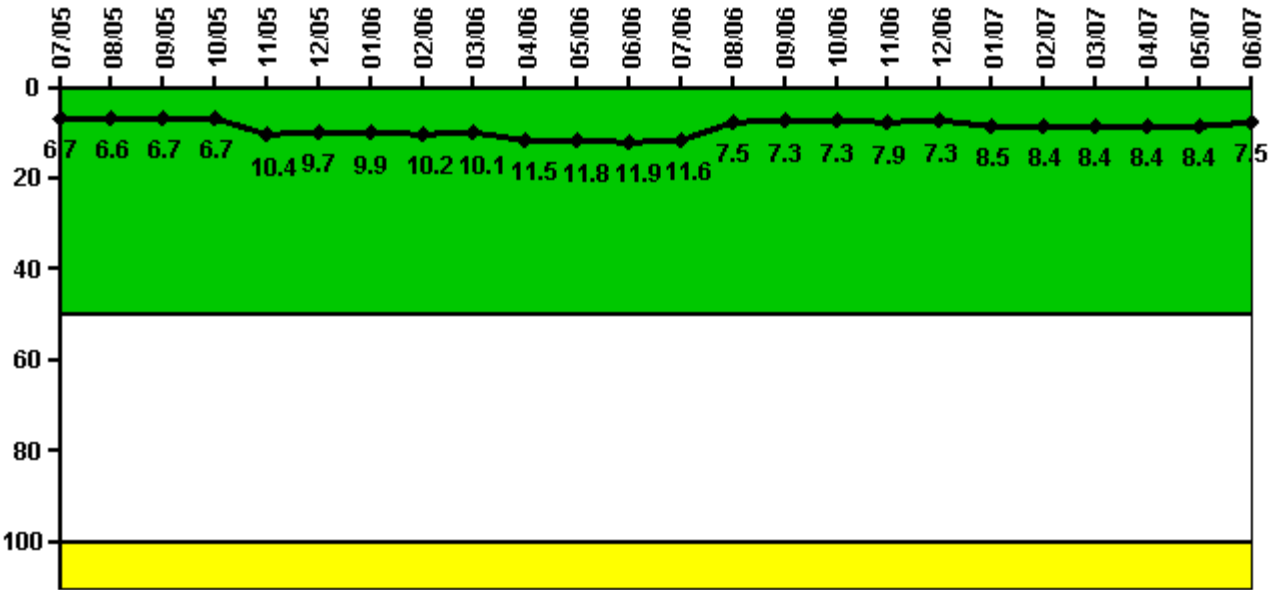
Notes

Reactor Coolant System Activity	7/05	8/05	9/05	10/05	11/05	12/05	1/06	2/06	3/06	4/06	5/06	6/06
Maximum activity	0.000006	0.000006	0.000007	0.000012	0.000004	0.000005	0.000005	0.000005	0.000004	0.000004	0.000004	0.000004
Technical specification limit	0.2	0.2	0.2	0.2	0.2	0.2	0.2	0.2	0.2	0.2	0.2	0.2
Indicator value	0	0	0	0	0	0	0	0	0	0	0	0

Reactor Coolant System Activity	7/06	8/06	9/06	10/06	11/06	12/06	1/07	2/07	3/07	4/07	5/07	6/07
Maximum activity	0.000004	0.000003	0.000003	0.000003	0.000004	0.000004	0.000003	0.000003	0.000003	0.000003	0.000007	0.000009
Technical specification limit	0.2	0.2	0.2	0.2	0.2	0.2	0.2	0.2	0.2	0.2	0.2	0.2
Indicator value	0	0	0	0	0	0	0	0	0	0	0	0

Licensee Comments: none

Reactor Coolant System Leakage



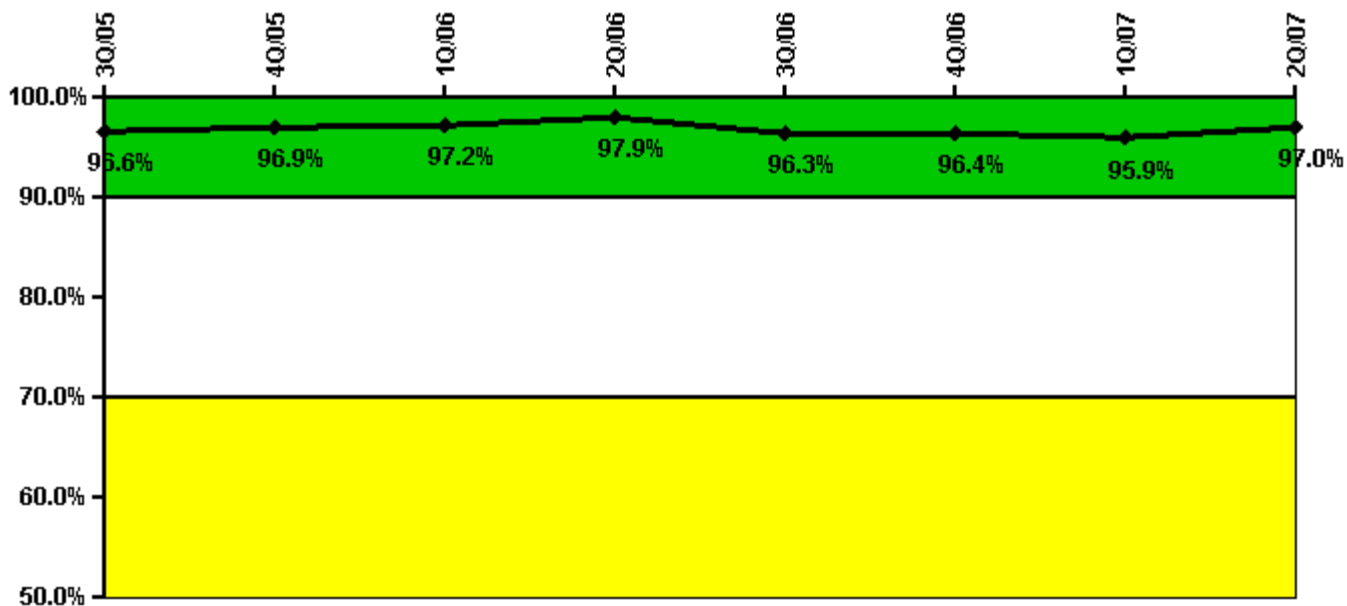
Thresholds: White > 50.0 Yellow > 100.0

Notes

Reactor Coolant System Leakage	7/05	8/05	9/05	10/05	11/05	12/05	1/06	2/06	3/06	4/06	5/06	6/06
Maximum leakage	1.670	1.658	1.663	1.668	2.600	2.423	2.482	2.550	2.515	2.877	2.945	2.978
Technical specification limit	25.0	25.0	25.0	25.0	25.0	25.0	25.0	25.0	25.0	25.0	25.0	25.0
Indicator value	6.7	6.6	6.7	6.7	10.4	9.7	9.9	10.2	10.1	11.5	11.8	11.9
Reactor Coolant System Leakage	7/06	8/06	9/06	10/06	11/06	12/06	1/07	2/07	3/07	4/07	5/07	6/07
Maximum leakage	2.900	1.867	1.832	1.832	1.965	1.813	2.113	2.093	2.100	2.102	2.110	1.867
Technical specification limit	25.0	25.0	25.0	25.0	25.0	25.0	25.0	25.0	25.0	25.0	25.0	25.0
Indicator value	11.6	7.5	7.3	7.3	7.9	7.3	8.5	8.4	8.4	8.4	8.4	7.5

Licensee Comments: none

Drill/Exercise Performance



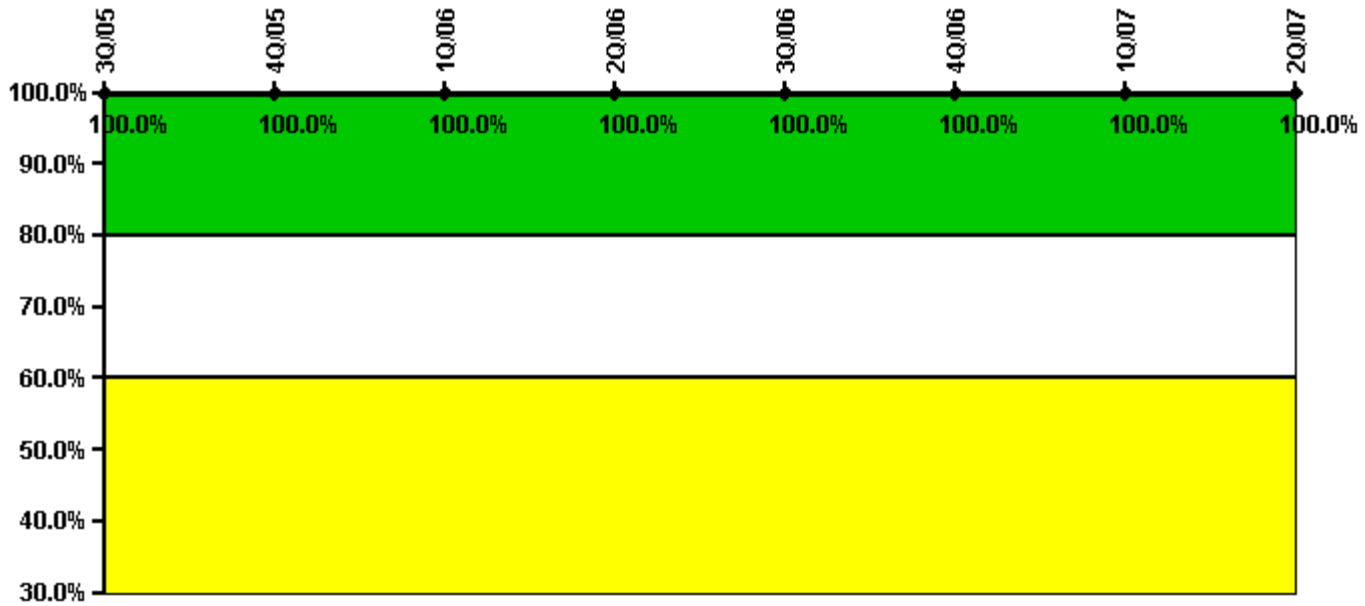
Thresholds: White < 90.0% Yellow < 70.0%

Notes

Drill/Exercise Performance	3Q/05	4Q/05	1Q/06	2Q/06	3Q/06	4Q/06	1Q/07	2Q/07
Successful opportunities	26.0	47.0	48.0	38.0	14.0	12.0	50.0	54.0
Total opportunities	27.0	48.0	48.0	38.0	19.0	12.0	52.0	54.0
Indicator value	96.6%	96.9%	97.2%	97.9%	96.3%	96.4%	95.9%	97.0%

Licensee Comments: none

ERO Drill Participation



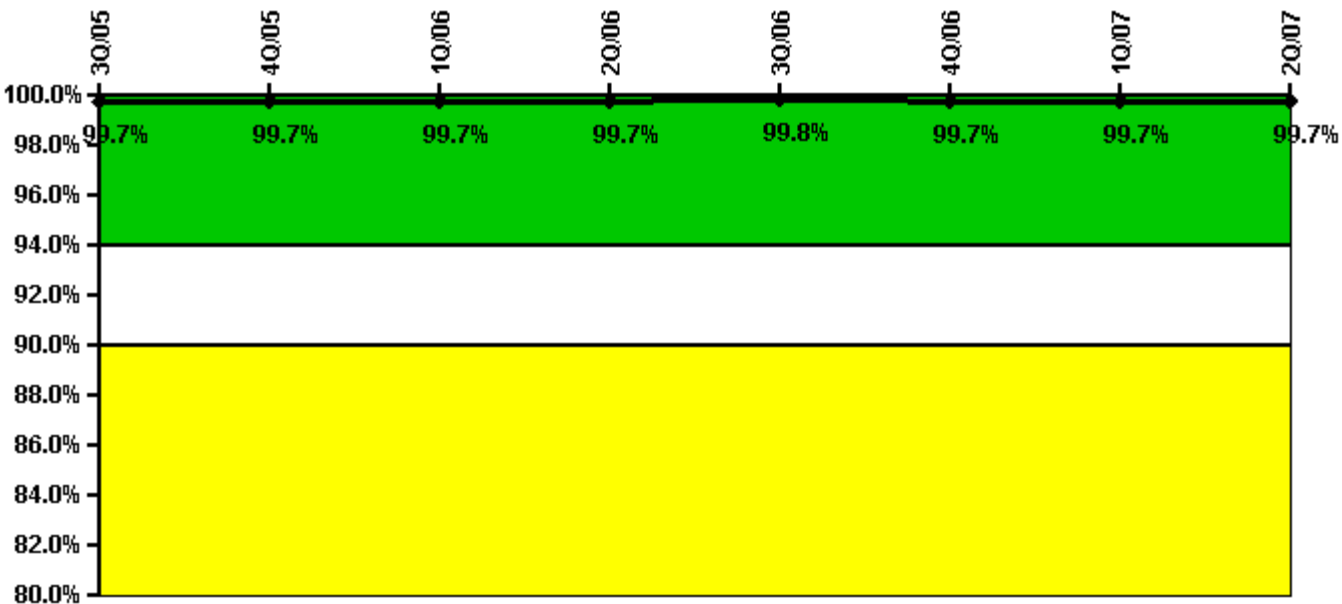
Thresholds: White < 80.0% Yellow < 60.0%

Notes

ERO Drill Participation	3Q/05	4Q/05	1Q/06	2Q/06	3Q/06	4Q/06	1Q/07	2Q/07
Participating Key personnel	63.0	64.0	69.0	66.0	65.0	66.0	63.0	65.0
Total Key personnel	63.0	64.0	69.0	66.0	65.0	66.0	63.0	65.0
Indicator value	100.0%	100.0%	100.0%	100.0%	100.0%	100.0%	100.0%	100.0%

Licensee Comments: none

Alert & Notification System



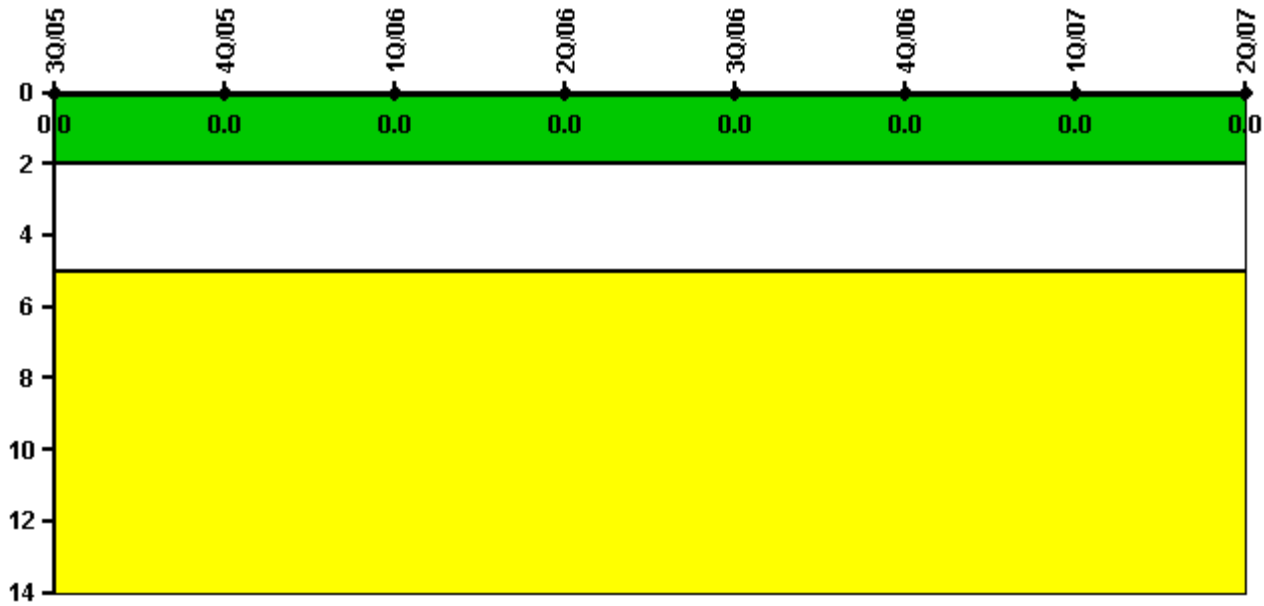
Thresholds: White < 94.0% Yellow < 90.0%

Notes

Alert & Notification System	3Q/05	4Q/05	1Q/06	2Q/06	3Q/06	4Q/06	1Q/07	2Q/07
Successful siren-tests	4966	4988	5061	4979	4971	4902	4985	4977
Total sirens-tests	4992	4992	5070	4991	4992	4914	4992	4990
Indicator value	99.7%	99.7%	99.7%	99.7%	99.8%	99.7%	99.7%	99.7%

Licensee Comments: none

Occupational Exposure Control Effectiveness



Thresholds: White > 2.0 Yellow > 5.0

Notes

Occupational Exposure Control Effectiveness	3Q/05	4Q/05	1Q/06	2Q/06	3Q/06	4Q/06	1Q/07	2Q/07
High radiation area occurrences	0	0	0	0	0	0	0	0
Very high radiation area occurrences	0	0	0	0	0	0	0	0
Unintended exposure occurrences	0	0	0	0	0	0	0	0
Indicator value	0	0	0	0	0	0	0	0

Licensee Comments: none

RETS/ODCM Radiological Effluent



Thresholds: White > 1.0 Yellow > 3.0

Notes

RETS/ODCM Radiological Effluent	3Q/05	4Q/05	1Q/06	2Q/06	3Q/06	4Q/06	1Q/07	2Q/07
RETS/ODCM occurrences	0	0	0	0	0	0	0	0
Indicator value	0	0	0	0	0	0	0	0

Licensee Comments: none

[Physical Protection](#) information not publicly available.

▲ [Action Matrix Summary](#) | [Inspection Findings Summary](#) | [PI Summary](#) | [Reactor Oversight Process](#)

Last Modified: August 6, 2007