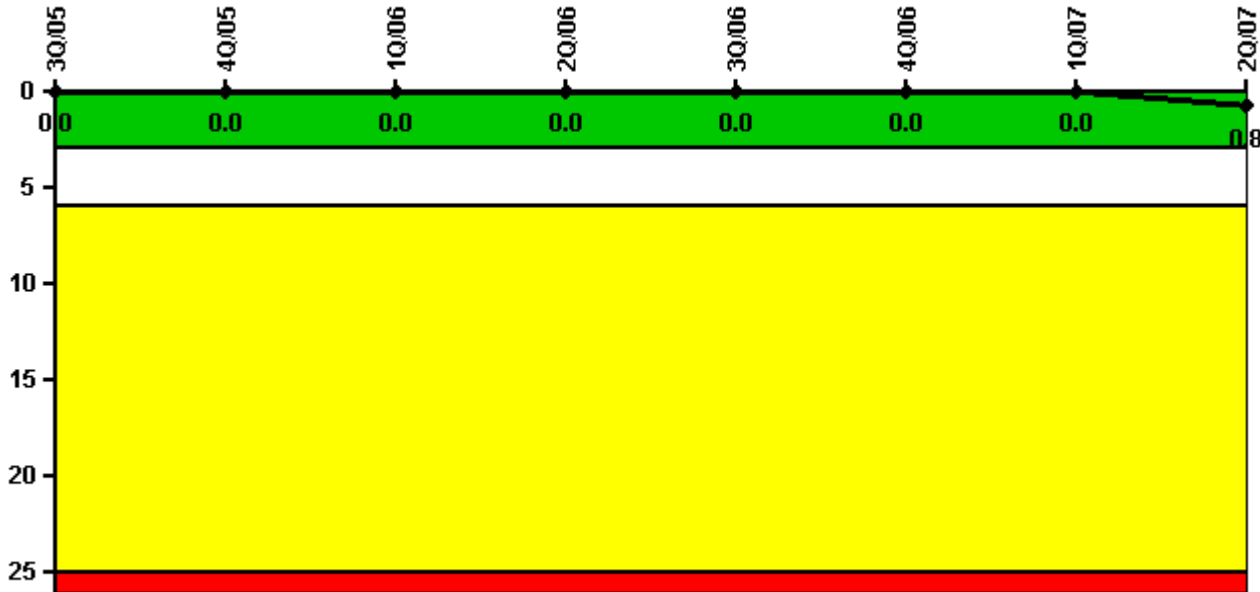


Braidwood 1

2Q/2007 Performance Indicators

Licensee's General Comments: none

Unplanned Scrams per 7000 Critical Hrs



Thresholds: White > 3.0 Yellow > 6.0 Red > 25.0

Notes

Unplanned Scrams per 7000 Critical Hrs	3Q/05	4Q/05	1Q/06	2Q/06	3Q/06	4Q/06	1Q/07	2Q/07
Unplanned scrams	0	0	0	0	0	0	0	1.0
Critical hours	2088.0	2209.0	2160.0	1784.7	2208.0	2209.0	2159.0	2155.4
Indicator value	0	0	0	0	0	0	0	0.8

Licensee Comments: none

Scrams with Loss of Normal Heat Removal



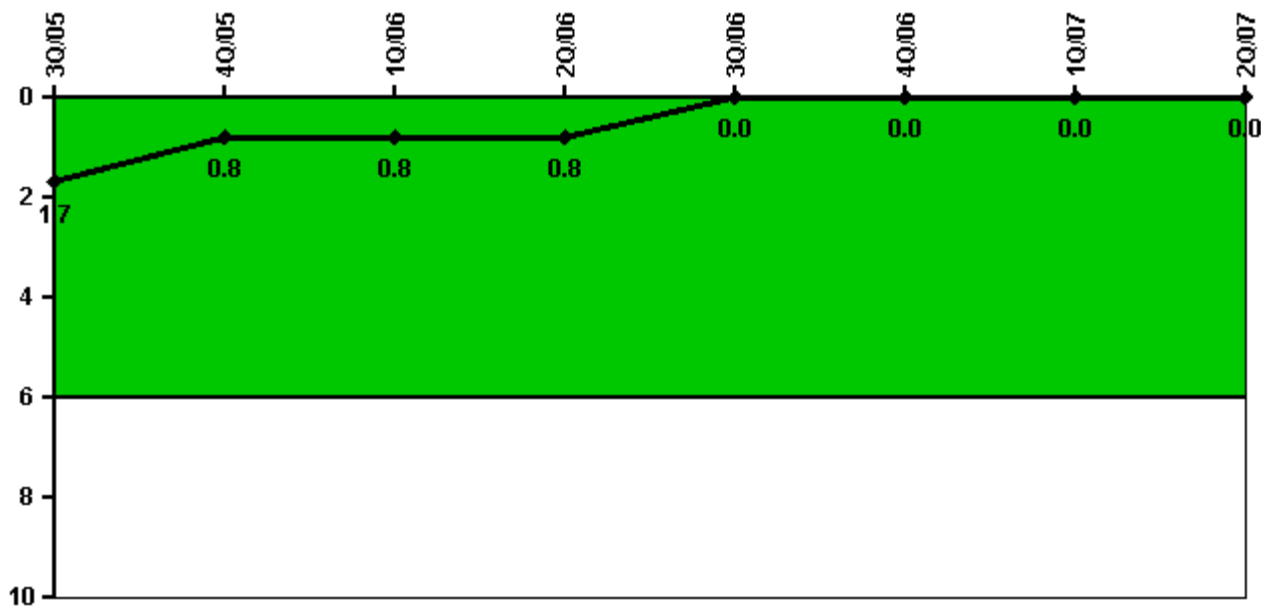
Thresholds: White > 2.0 Yellow > 10.0 Red > 20.0

Notes

Scrams with Loss of Normal Heat Removal	3Q/05	4Q/05	1Q/06	2Q/06	3Q/06	4Q/06	1Q/07	2Q/07
Scrams	0	0	0	0	0	0	0	0
Indicator value	0	0	0	0	0	0	0	0

Licensee Comments: none

Unplanned Power Changes per 7000 Critical Hrs



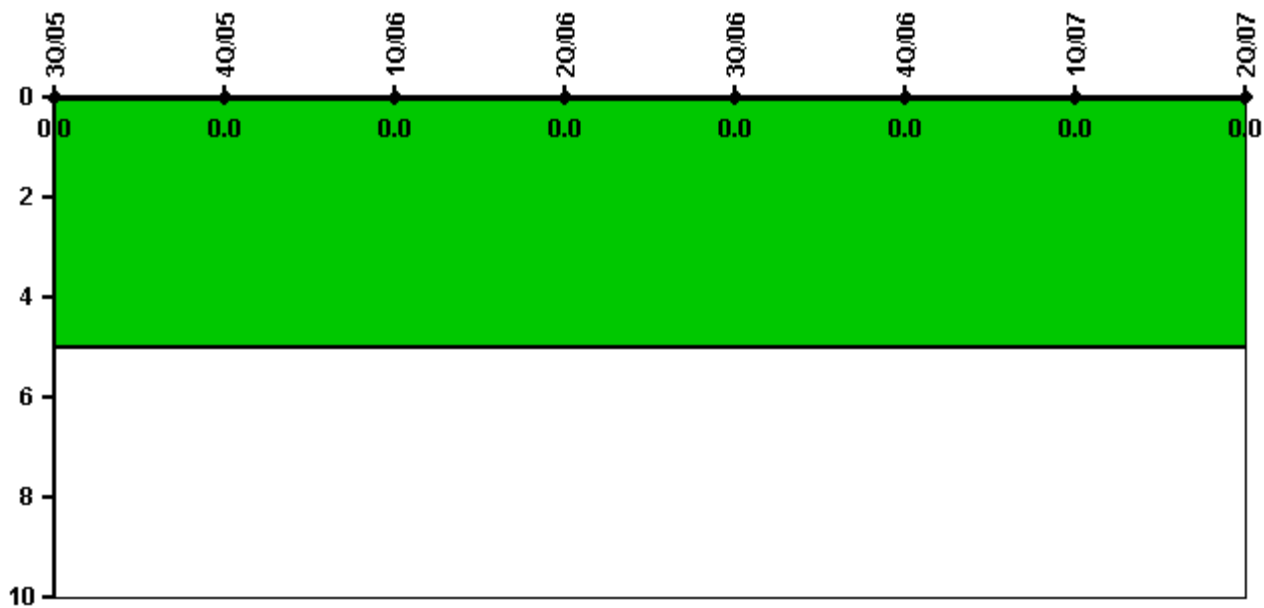
Thresholds: White > 6.0

Notes

Unplanned Power Changes per 7000 Critical Hrs	3Q/05	4Q/05	1Q/06	2Q/06	3Q/06	4Q/06	1Q/07	2Q/07
Unplanned power changes	1.0	0	0	0	0	0	0	0
Critical hours	2088.0	2209.0	2160.0	1784.7	2208.0	2209.0	2159.0	2155.4
Indicator value	1.7	0.8	0.8	0.8	0	0	0	0

Licensee Comments: none

Safety System Functional Failures (PWR)



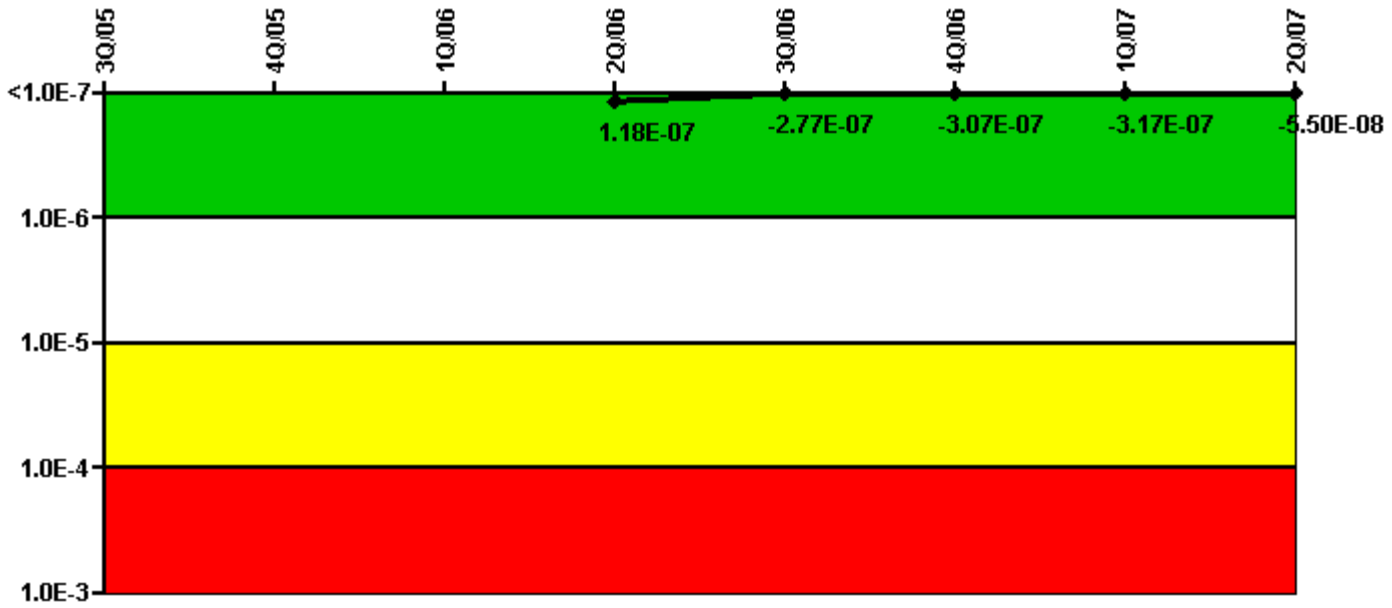
Thresholds: White > 5.0

Notes

Safety System Functional Failures (PWR)	3Q/05	4Q/05	1Q/06	2Q/06	3Q/06	4Q/06	1Q/07	2Q/07
Safety System Functional Failures	0	0	0	0	0	0	0	0
Indicator value	0	0	0	0	0	0	0	0

Licensee Comments: none

Mitigating Systems Performance Index, Emergency AC Power System



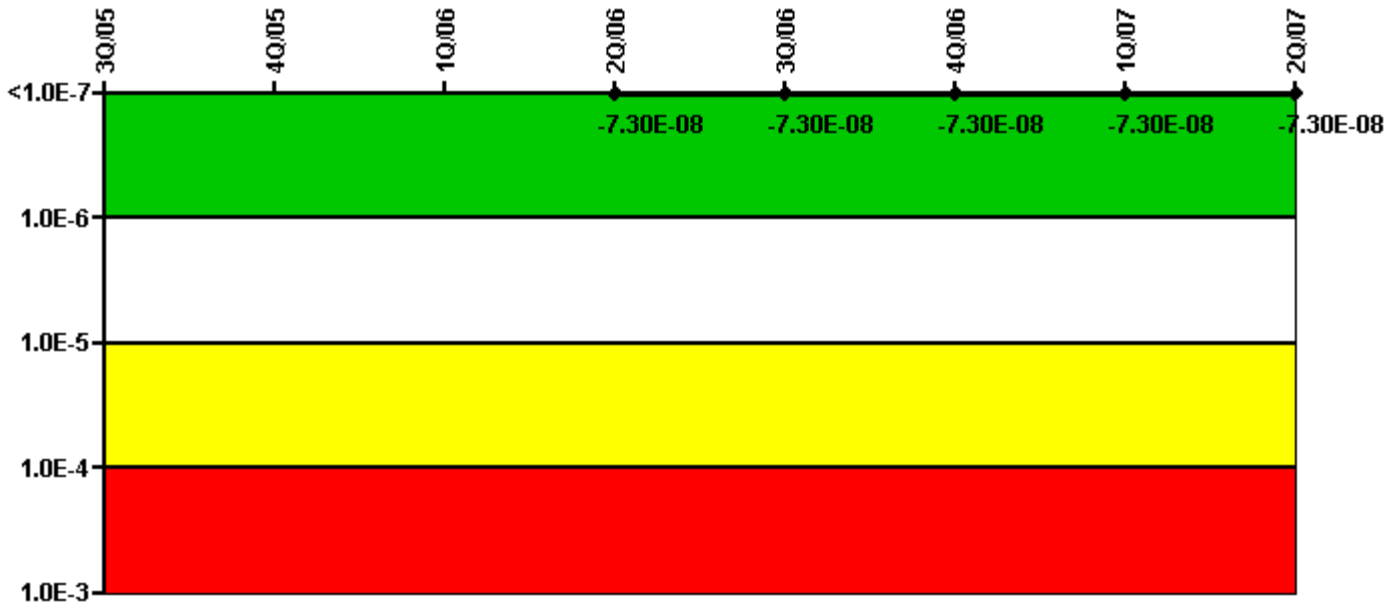
Thresholds: White > 1.00E-6 Yellow > 1.00E-5 Red > 1.00E-4

Notes

Mitigating Systems Performance Index, Emergency AC Power System	3Q/05	4Q/05	1Q/06	2Q/06	3Q/06	4Q/06	1Q/07	2Q/07
UAI (Δ CDF)				5.00E-08	1.30E-08	2.30E-08	2.30E-08	3.60E-08
URI (Δ CDF)				6.80E-08	-2.90E-07	-3.30E-07	-3.40E-07	-9.10E-08
PLE				NO	NO	NO	NO	NO
Indicator value				1.18E-07	-2.77E-07	-3.07E-07	-3.17E-07	-5.50E-08

Licensee Comments: none

Mitigating Systems Performance Index, High Pressure Injection System



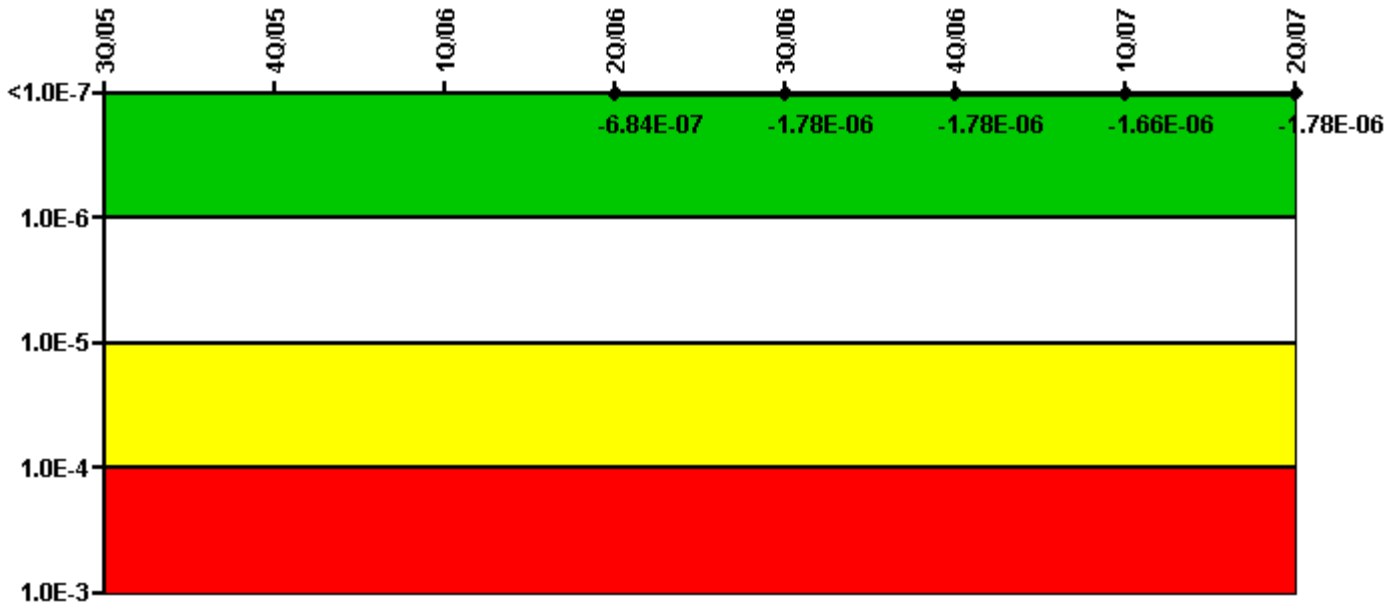
Thresholds: White > 1.00E-6 Yellow > 1.00E-5 Red > 1.00E-4

Notes

Mitigating Systems Performance Index, High Pressure Injection System	3Q/05	4Q/05	1Q/06	2Q/06	3Q/06	4Q/06	1Q/07	2Q/07
UAI (Δ CDF)				-5.80E-08	-5.80E-08	-5.80E-08	-5.80E-08	-5.80E-08
URI (Δ CDF)				-1.50E-08	-1.50E-08	-1.50E-08	-1.50E-08	-1.50E-08
PLE				NO	NO	NO	NO	NO
Indicator value				-7.30E-08	-7.30E-08	-7.30E-08	-7.30E-08	-7.30E-08

Licensee Comments: none

Mitigating Systems Performance Index, Heat Removal System



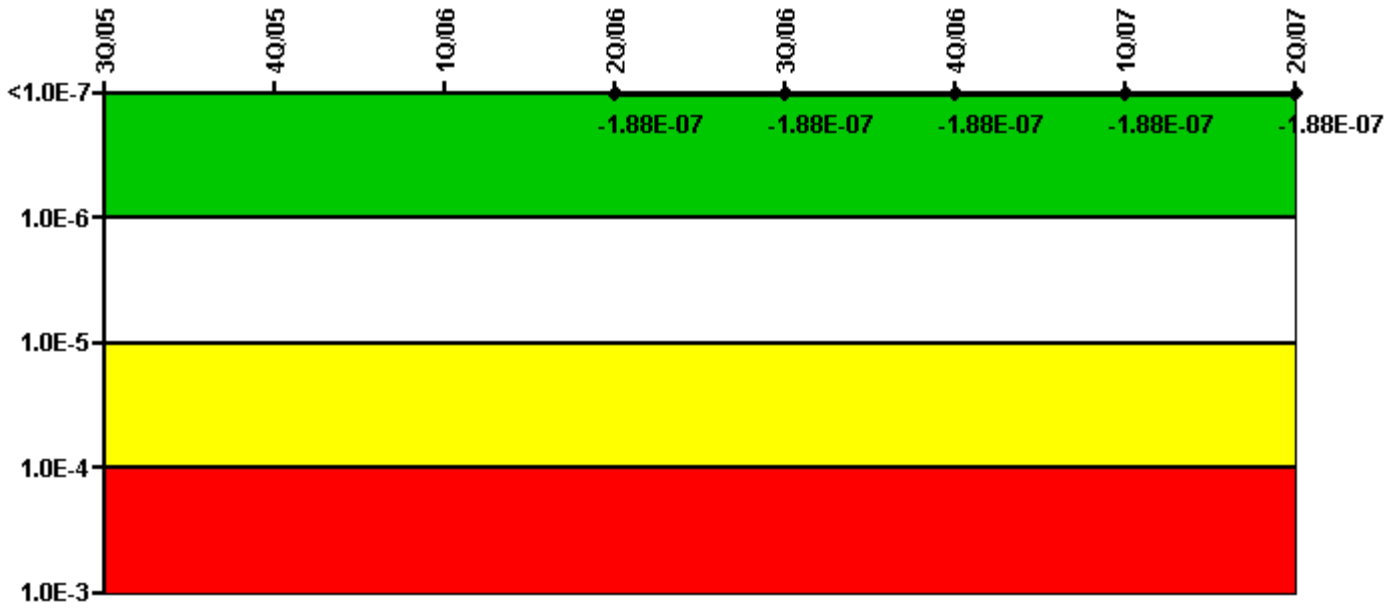
Thresholds: White > 1.00E-6 Yellow > 1.00E-5 Red > 1.00E-4

Notes

Mitigating Systems Performance Index, Heat Removal System	3Q/05	4Q/05	1Q/06	2Q/06	3Q/06	4Q/06	1Q/07	2Q/07
UAI (Δ CDF)				-6.80E-07	-6.80E-07	-6.80E-07	-5.60E-07	-6.80E-07
URI (Δ CDF)				-4.30E-09	-1.10E-06	-1.10E-06	-1.10E-06	-1.10E-06
PLE				NO	NO	NO	NO	NO
Indicator value				-6.84E-07	-1.78E-06	-1.78E-06	-1.66E-06	-1.78E-06

Licensee Comments: none

Mitigating Systems Performance Index, Residual Heat Removal System



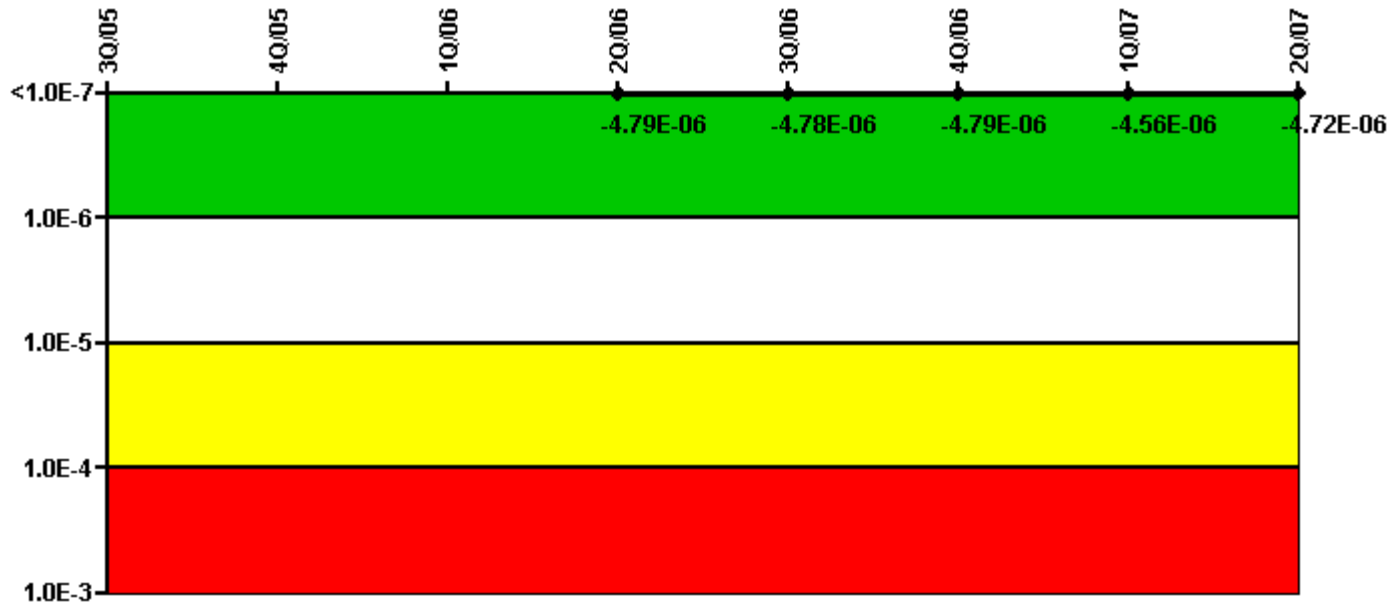
Thresholds: White > 1.00E-6 Yellow > 1.00E-5 Red > 1.00E-4

Notes

Mitigating Systems Performance Index, Residual Heat Removal System	3Q/05	4Q/05	1Q/06	2Q/06	3Q/06	4Q/06	1Q/07	2Q/07
UAI (Δ CDF)				-4.80E-08	-4.80E-08	-4.80E-08	-4.80E-08	-4.80E-08
URI (Δ CDF)				-1.40E-07	-1.40E-07	-1.40E-07	-1.40E-07	-1.40E-07
PLE				NO	NO	NO	NO	NO
Indicator value				-1.88E-07	-1.88E-07	-1.88E-07	-1.88E-07	-1.88E-07

Licensee Comments: none

Mitigating Systems Performance Index, Cooling Water Systems



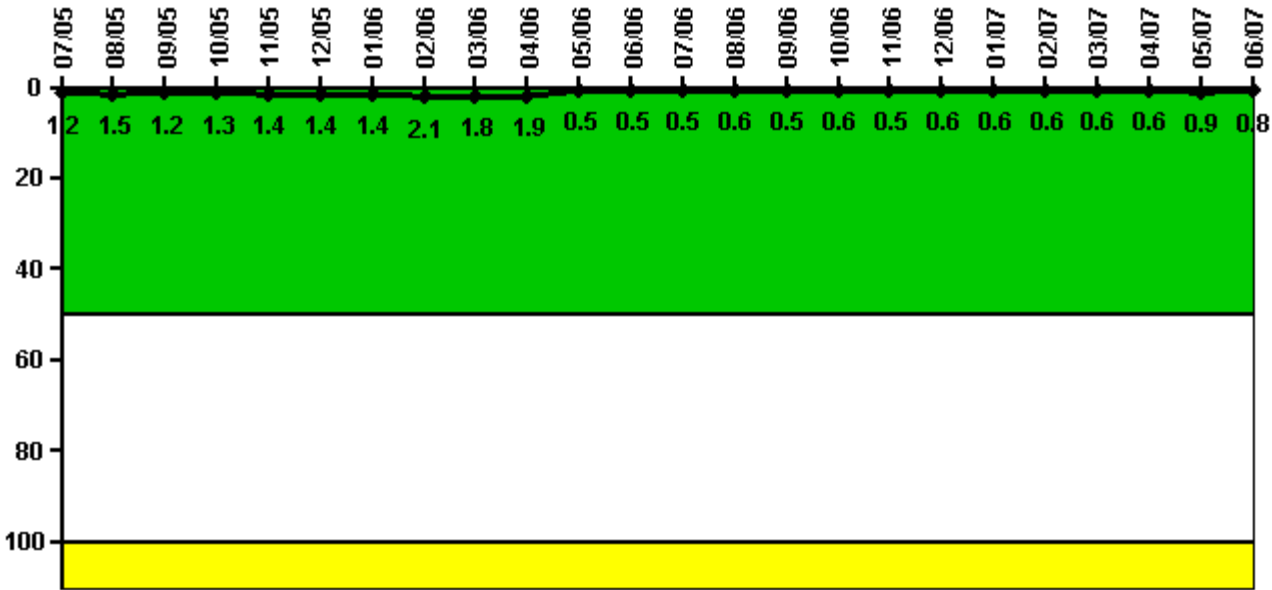
Thresholds: White > 1.00E-6 Yellow > 1.00E-5 Red > 1.00E-4

Notes

Mitigating Systems Performance Index, Cooling Water Systems	3Q/05	4Q/05	1Q/06	2Q/06	3Q/06	4Q/06	1Q/07	2Q/07
UAI (Δ CDF)				-5.90E-07	-5.80E-07	-5.90E-07	-4.60E-07	-6.20E-07
URI (Δ CDF)				-4.20E-06	-4.20E-06	-4.20E-06	-4.10E-06	-4.10E-06
PLE				NO	NO	NO	NO	NO
Indicator value				-4.79E-06	-4.78E-06	-4.79E-06	-4.56E-06	-4.72E-06

Licensee Comments: none

Reactor Coolant System Activity



Thresholds: White > 50.0 Yellow > 100.0

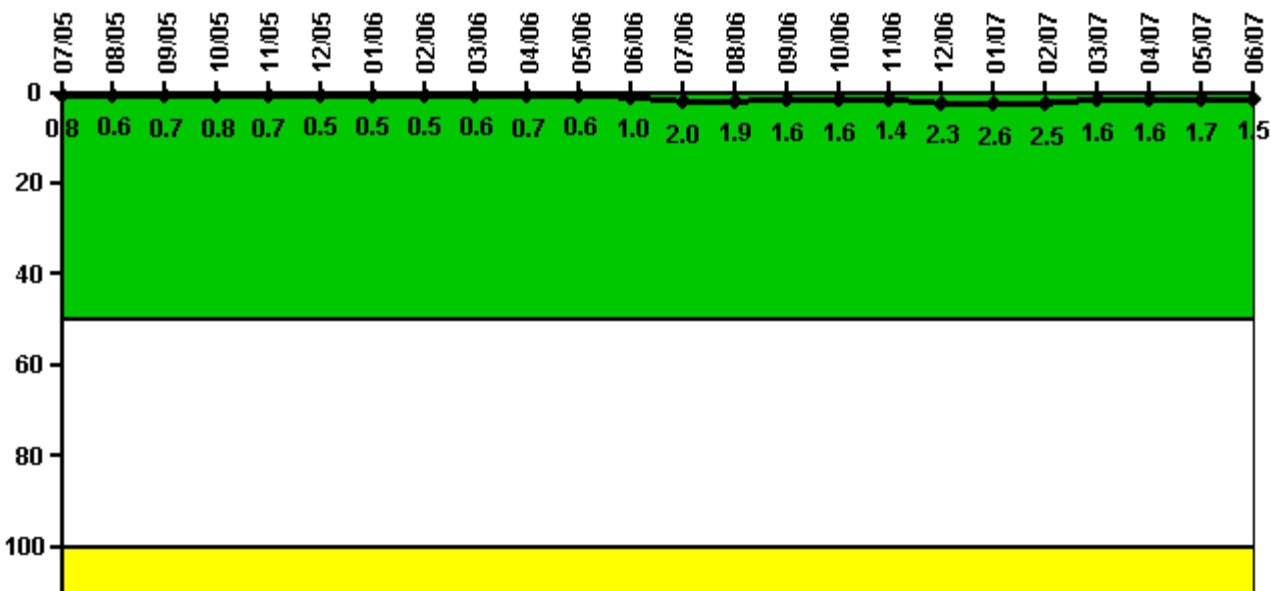
Notes

Reactor Coolant System Activity	7/05	8/05	9/05	10/05	11/05	12/05	1/06	2/06	3/06	4/06	5/06	6/06
Maximum activity	0.011600	0.015100	0.012300	0.013000	0.013600	0.014200	0.014300	0.020500	0.017600	0.018500	0.005050	0.004750
Technical specification limit	1.0	1.0	1.0	1.0	1.0	1.0	1.0	1.0	1.0	1.0	1.0	1.0
Indicator value	1.2	1.5	1.2	1.3	1.4	1.4	1.4	2.1	1.8	1.9	0.5	0.5

Reactor Coolant System Activity	7/06	8/06	9/06	10/06	11/06	12/06	1/07	2/07	3/07	4/07	5/07	6/07
Maximum activity	0.004950	0.005570	0.005334	0.005980	0.005330	0.005580	0.005752	0.006050	0.006310	0.006140	0.008630	0.007800
Technical specification limit	1.0	1.0	1.0	1.0	1.0	1.0	1.0	1.0	1.0	1.0	1.0	1.0
Indicator value	0.5	0.6	0.5	0.6	0.5	0.6	0.6	0.6	0.6	0.6	0.9	0.8

Licensee Comments: none

Reactor Coolant System Leakage



Thresholds: White > 50.0 Yellow > 100.0

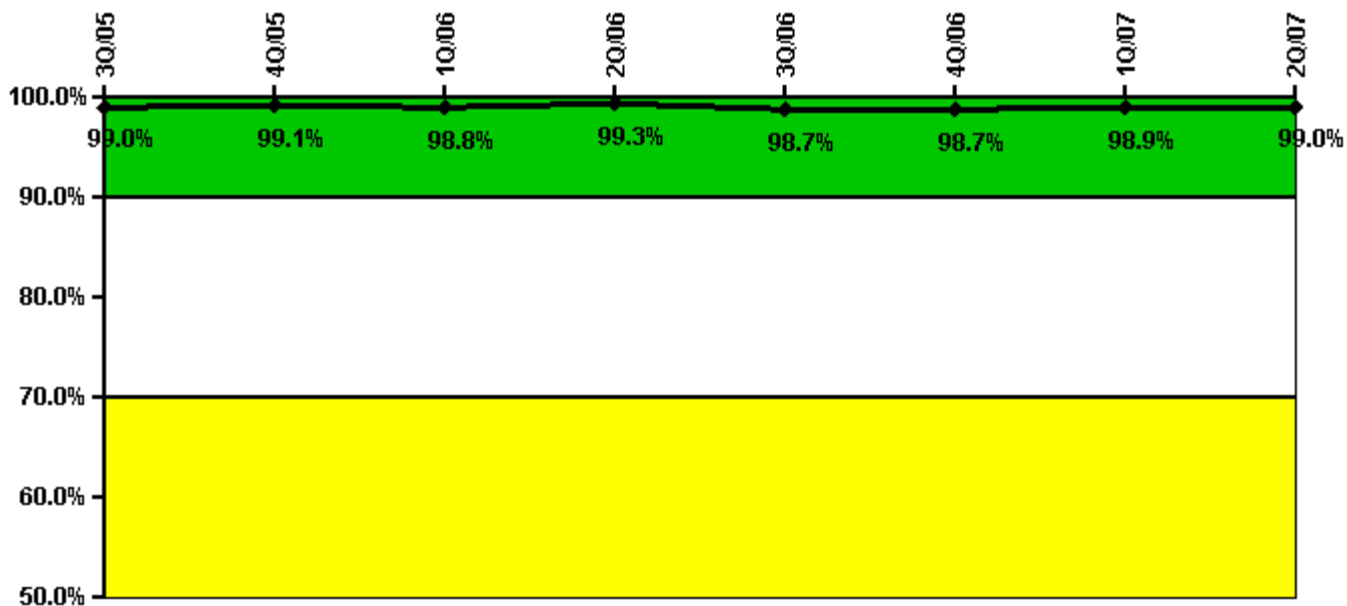
Notes

Reactor Coolant System Leakage	7/05	8/05	9/05	10/05	11/05	12/05	1/06	2/06	3/06	4/06	5/06	6/06
Maximum leakage	0.075	0.058	0.074	0.076	0.067	0.049	0.054	0.052	0.060	0.069	0.057	0.101
Technical specification limit	10.0	10.0	10.0	10.0	10.0	10.0	10.0	10.0	10.0	10.0	10.0	10.0
Indicator value	0.8	0.6	0.7	0.8	0.7	0.5	0.5	0.5	0.6	0.7	0.6	1.0

Reactor Coolant System Leakage	7/06	8/06	9/06	10/06	11/06	12/06	1/07	2/07	3/07	4/07	5/07	6/07
Maximum leakage	0.197	0.190	0.159	0.159	0.142	0.234	0.256	0.245	0.155	0.162	0.168	0.147
Technical specification limit	10.0	10.0	10.0	10.0	10.0	10.0	10.0	10.0	10.0	10.0	10.0	10.0
Indicator value	2.0	1.9	1.6	1.6	1.4	2.3	2.6	2.5	1.6	1.6	1.7	1.5

Licensee Comments: none

Drill/Exercise Performance



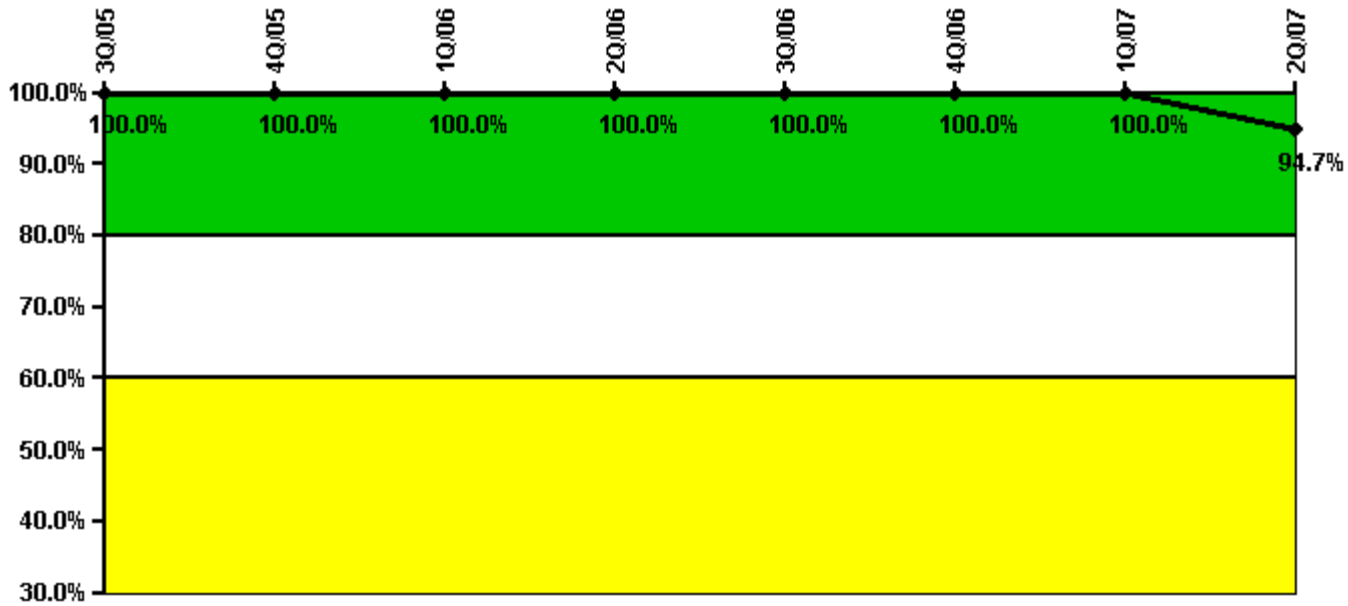
Thresholds: White < 90.0% Yellow < 70.0%

Notes

Drill/Exercise Performance	3Q/05	4Q/05	1Q/06	2Q/06	3Q/06	4Q/06	1Q/07	2Q/07
Successful opportunities	146.0	46.0	39.0	38.0	190.0	28.0	20.0	105.0
Total opportunities	146.0	46.0	40.0	38.0	194.0	28.0	20.0	106.0
Indicator value	99.0%	99.1%	98.8%	99.3%	98.7%	98.7%	98.9%	99.0%

Licensee Comments: none

ERO Drill Participation



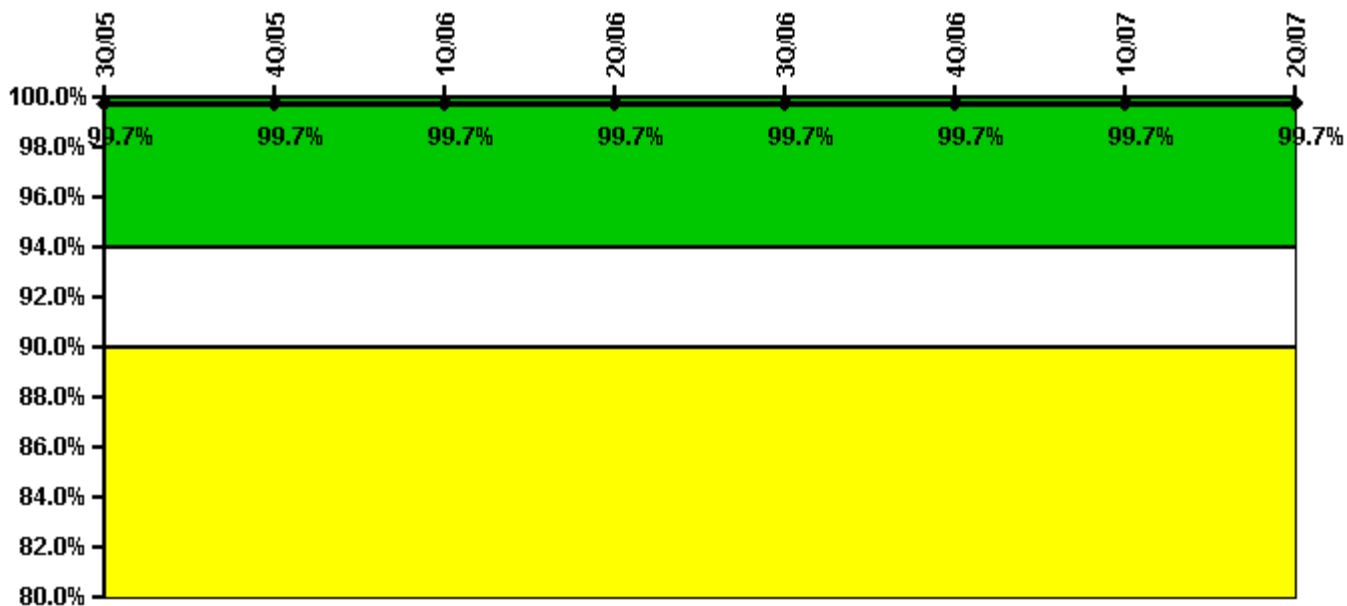
Thresholds: White < 80.0% Yellow < 60.0%

Notes

ERO Drill Participation	3Q/05	4Q/05	1Q/06	2Q/06	3Q/06	4Q/06	1Q/07	2Q/07
Participating Key personnel	71.0	73.0	75.0	75.0	74.0	76.0	74.0	72.0
Total Key personnel	71.0	73.0	75.0	75.0	74.0	76.0	74.0	76.0
Indicator value	100.0%	100.0%	100.0%	100.0%	100.0%	100.0%	100.0%	94.7%

Licensee Comments: none

Alert & Notification System



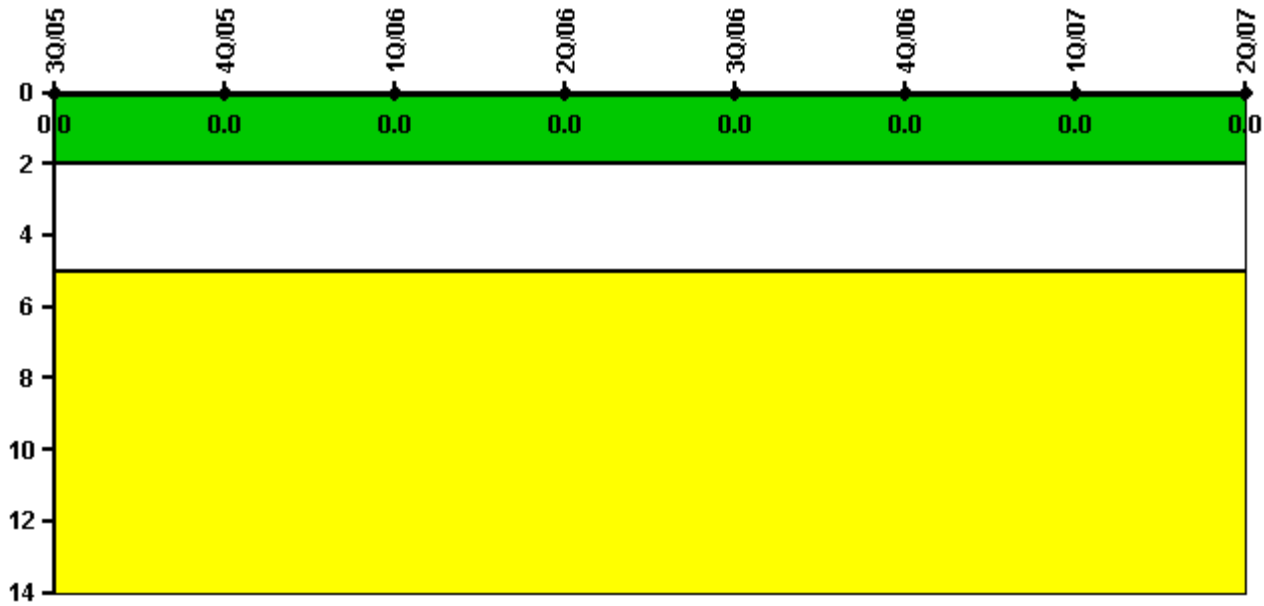
Thresholds: White < 94.0% Yellow < 90.0%

Notes

Alert & Notification System	3Q/05	4Q/05	1Q/06	2Q/06	3Q/06	4Q/06	1Q/07	2Q/07
Successful siren-tests	4449	4474	4538	4469	4451	4400	4470	4466
Total sirens-tests	4480	4480	4548	4479	4480	4410	4480	4478
Indicator value	99.7%	99.7%	99.7%	99.7%	99.7%	99.7%	99.7%	99.7%

Licensee Comments: none

Occupational Exposure Control Effectiveness



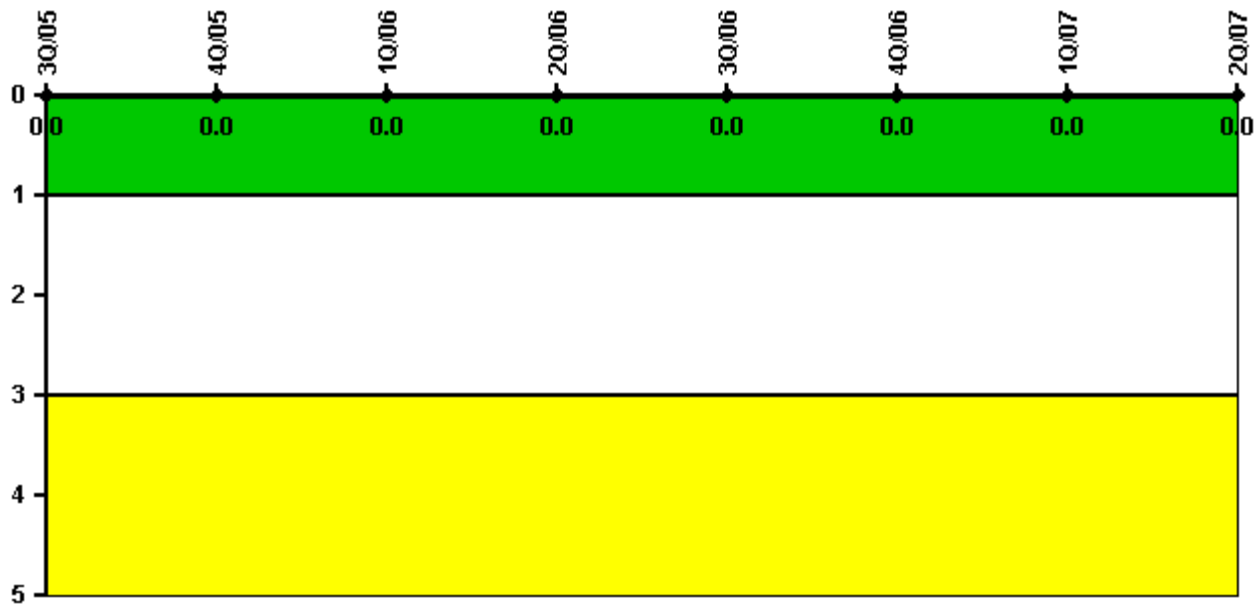
Thresholds: White > 2.0 Yellow > 5.0

Notes

Occupational Exposure Control Effectiveness	3Q/05	4Q/05	1Q/06	2Q/06	3Q/06	4Q/06	1Q/07	2Q/07
High radiation area occurrences	0	0	0	0	0	0	0	0
Very high radiation area occurrences	0	0	0	0	0	0	0	0
Unintended exposure occurrences	0	0	0	0	0	0	0	0
Indicator value	0	0	0	0	0	0	0	0

Licensee Comments: none

RETS/ODCM Radiological Effluent



Thresholds: White > 1.0 Yellow > 3.0

Notes

RETS/ODCM Radiological Effluent	3Q/05	4Q/05	1Q/06	2Q/06	3Q/06	4Q/06	1Q/07	2Q/07
RETS/ODCM occurrences	0	0	0	0	0	0	0	0
Indicator value	0	0	0	0	0	0	0	0

Licensee Comments: none

[Physical Protection](#) information not publicly available.