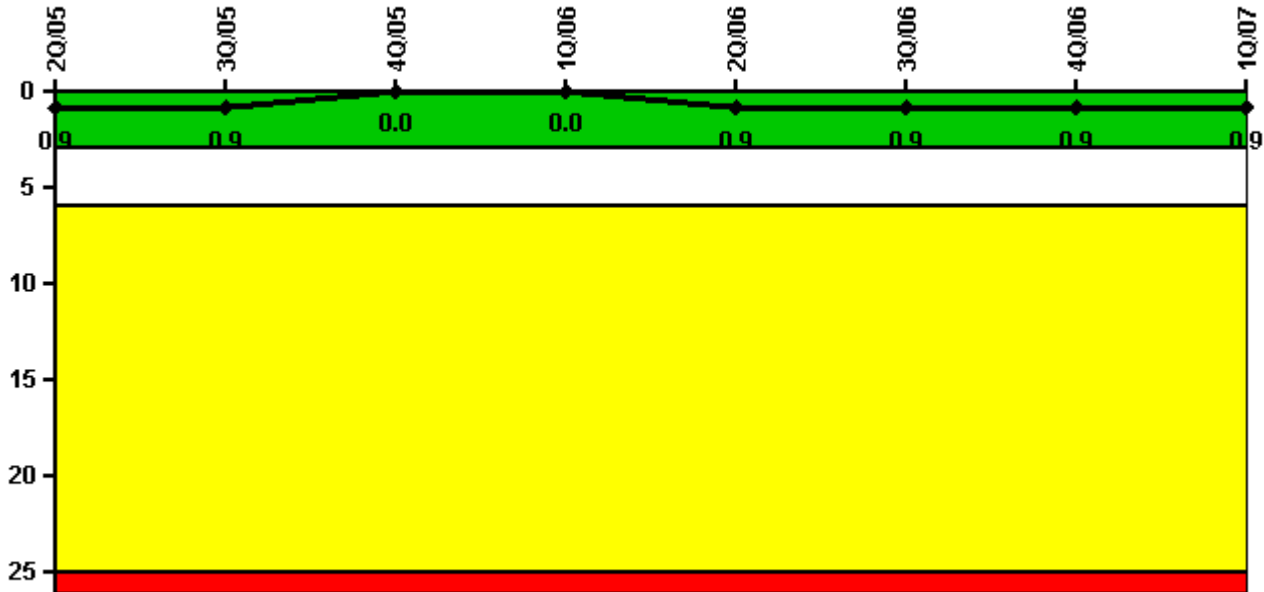


Catawba 2

1Q/2007 Performance Indicators

Licensee's General Comments: none

Unplanned Scrams per 7000 Critical Hrs



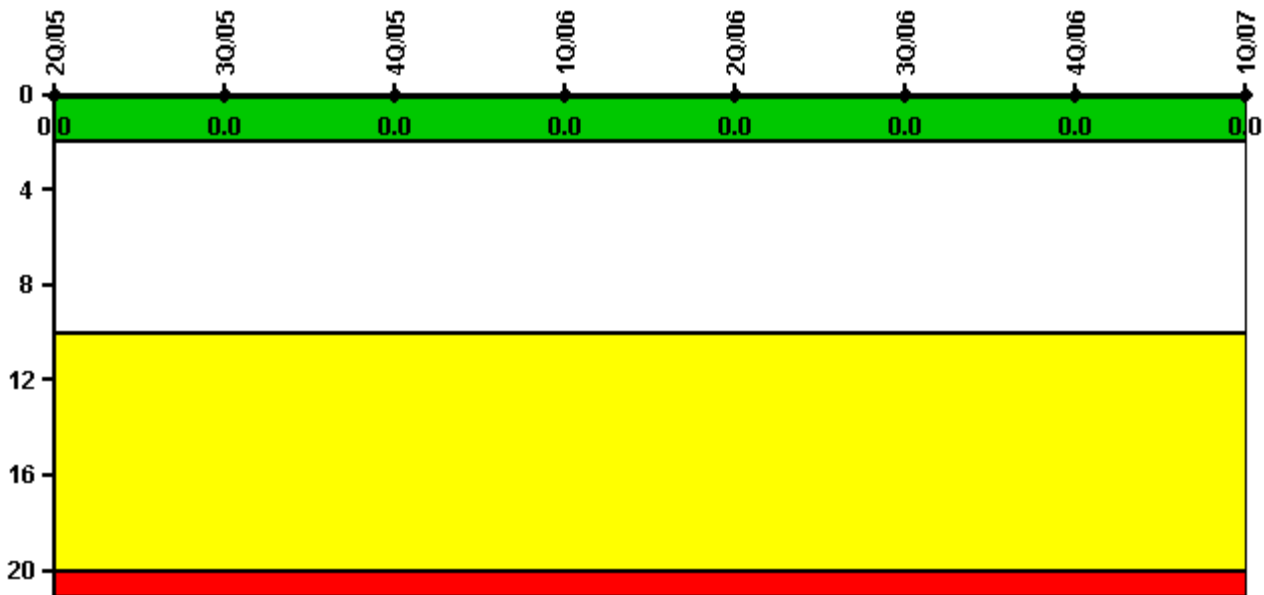
Thresholds: White > 3.0 Yellow > 6.0 Red > 25.0

Notes

Unplanned Scrams per 7000 Critical Hrs	2Q/05	3Q/05	4Q/05	1Q/06	2Q/06	3Q/06	4Q/06	1Q/07
Unplanned scrams	0	0	0	0	1.0	0	0	0
Critical hours	2183.0	2208.0	2209.0	1829.3	1504.7	2208.0	2209.0	2159.0
Indicator value	0.9	0.9	0	0	0.9	0.9	0.9	0.9

Licensee Comments: none

Scrams with Loss of Normal Heat Removal



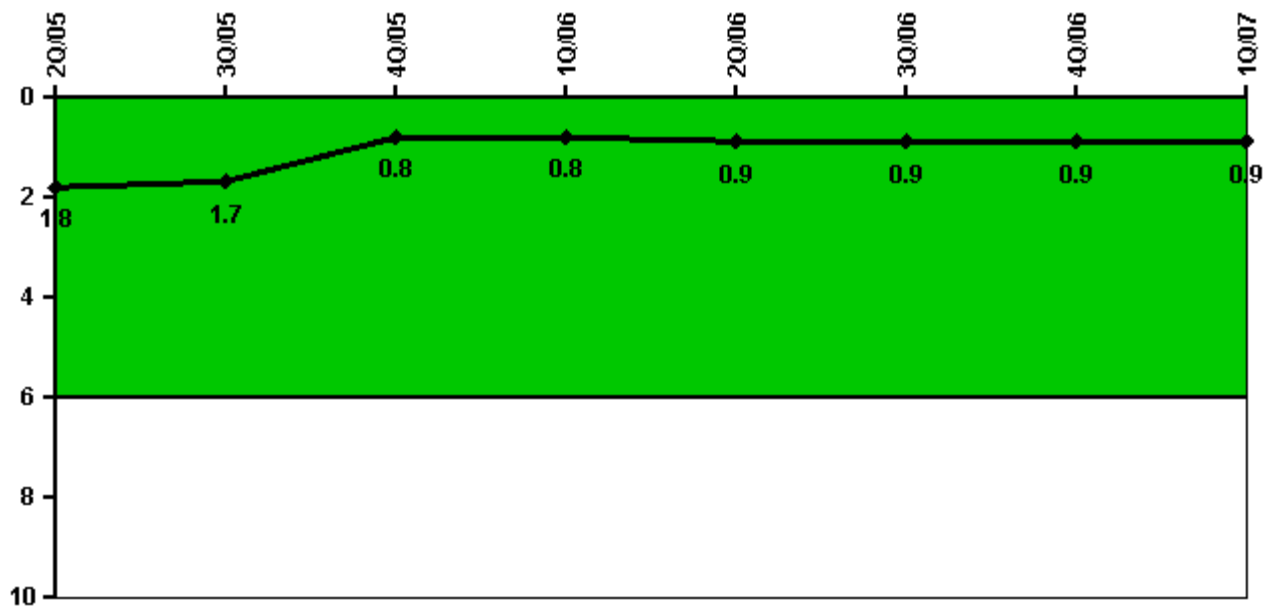
Thresholds: White > 2.0 Yellow > 10.0 Red > 20.0

Notes

Scrams with Loss of Normal Heat Removal	2Q/05	3Q/05	4Q/05	1Q/06	2Q/06	3Q/06	4Q/06	1Q/07
Scrams	0	0	0	0	0	0	0	0
Indicator value	0	0	0	0	0	0	0	0

Licensee Comments: none

Unplanned Power Changes per 7000 Critical Hrs



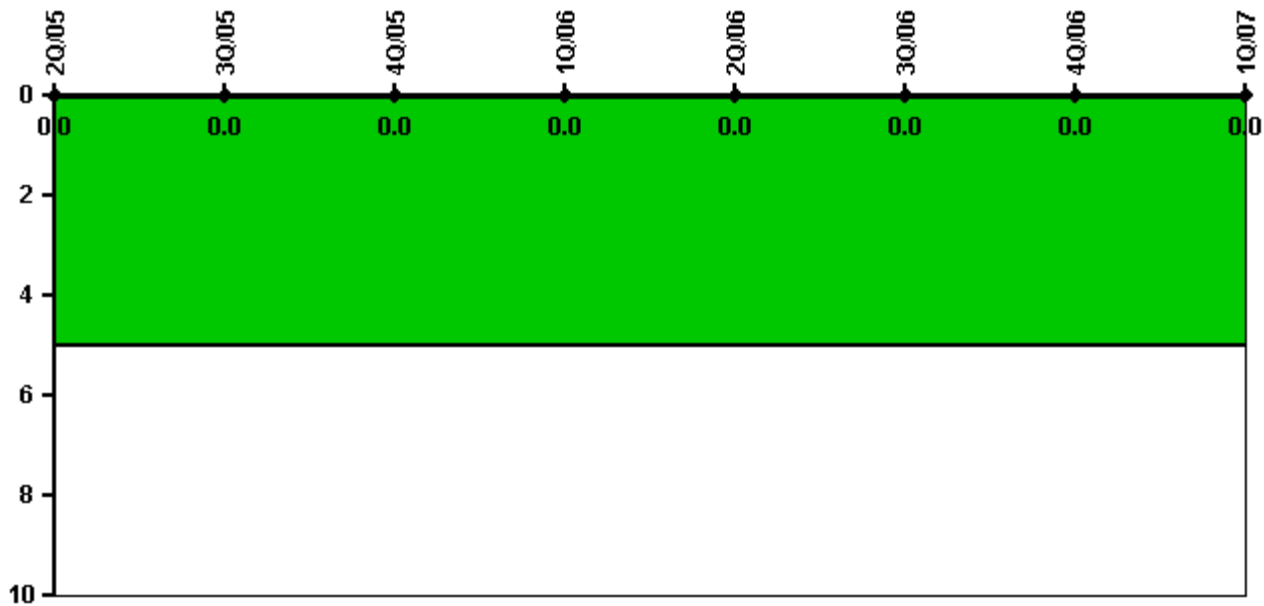
Thresholds: White > 6.0

Notes

Unplanned Power Changes per 7000 Critical Hrs	2Q/05	3Q/05	4Q/05	1Q/06	2Q/06	3Q/06	4Q/06	1Q/07
Unplanned power changes	1.0	0	0	0	1.0	0	0	0
Critical hours	2183.0	2208.0	2209.0	1829.3	1504.7	2208.0	2209.0	2159.0
Indicator value	1.8	1.7	0.8	0.8	0.9	0.9	0.9	0.9

Licensee Comments: none

Safety System Functional Failures (PWR)



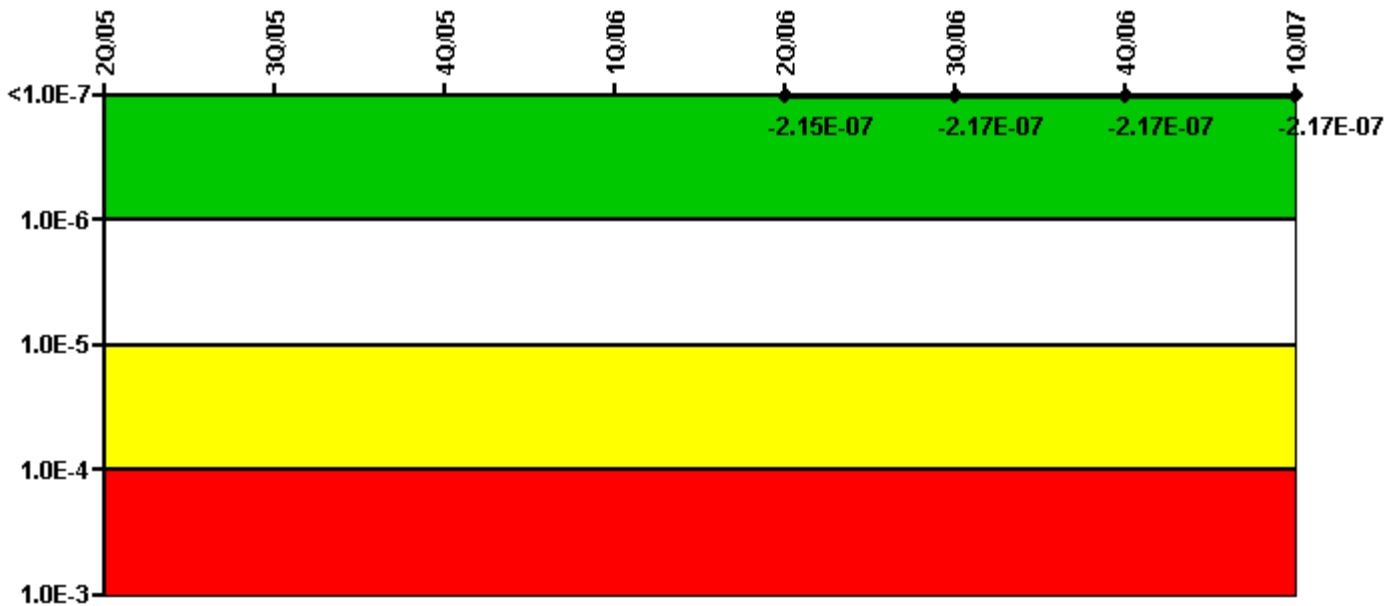
Thresholds: White > 5.0

Notes

Safety System Functional Failures (PWR)	2Q/05	3Q/05	4Q/05	1Q/06	2Q/06	3Q/06	4Q/06	1Q/07
Safety System Functional Failures	0	0	0	0	0	0	0	0
Indicator value	0	0	0	0	0	0	0	0

Licensee Comments: none

Mitigating Systems Performance Index, Emergency AC Power System



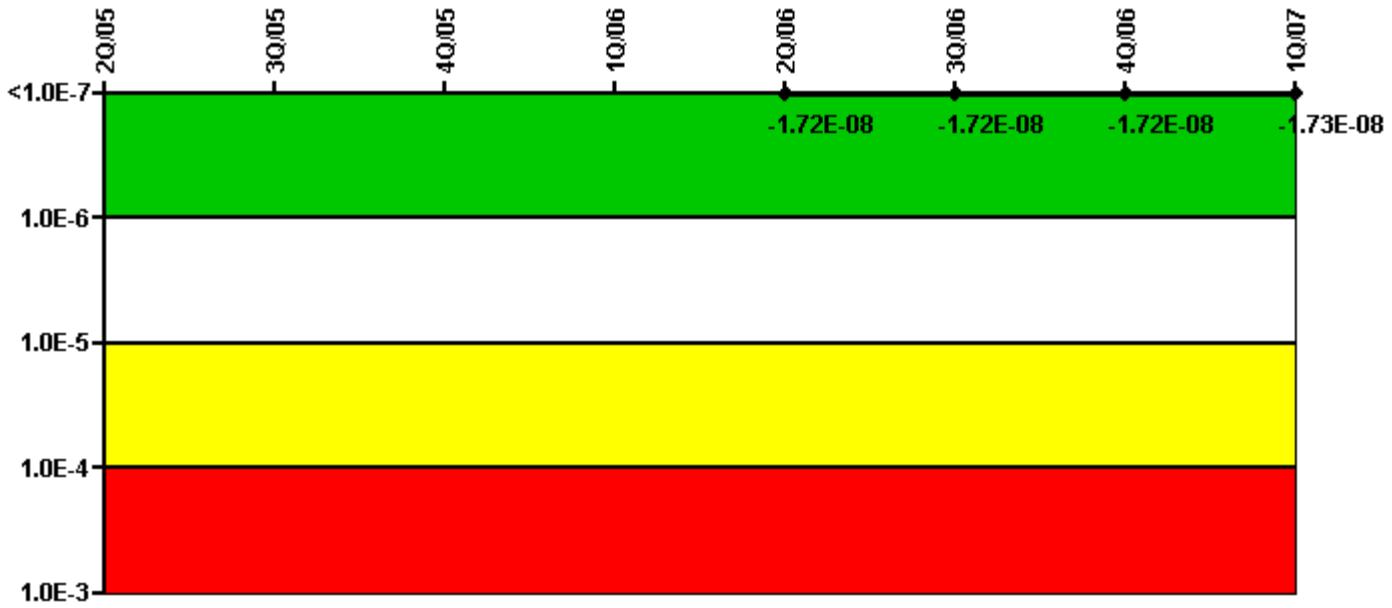
Thresholds: White > 1.00E-6 Yellow > 1.00E-5 Red > 1.00E-4

Notes

Mitigating Systems Performance Index, Emergency AC Power System	2Q/05	3Q/05	4Q/05	1Q/06	2Q/06	3Q/06	4Q/06	1Q/07
UAI (ΔCDF)					-1.50E-08	-1.70E-08	-1.70E-08	-1.70E-08
URI (ΔCDF)					-2.00E-07	-2.00E-07	-2.00E-07	-2.00E-07
PLE					NO	NO	NO	NO
Indicator value					-2.15E-07	-2.17E-07	-2.17E-07	-2.17E-07

Licensee Comments: none

Mitigating Systems Performance Index, High Pressure Injection System



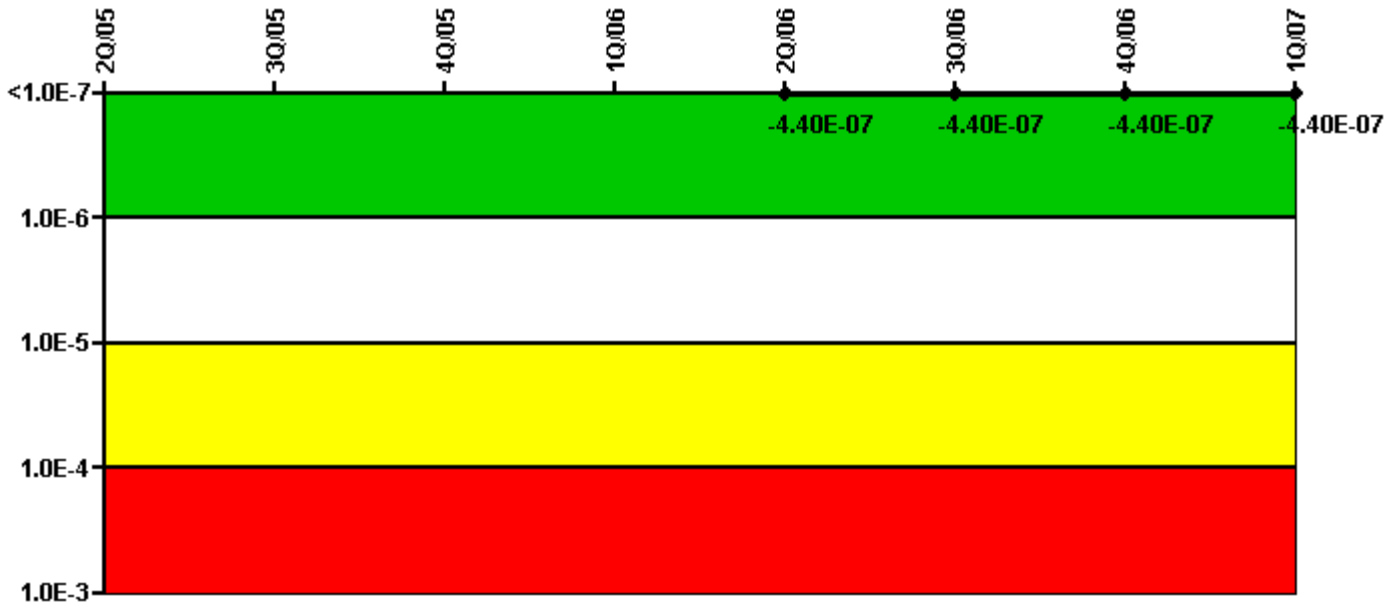
Thresholds: White > 1.00E-6 Yellow > 1.00E-5 Red > 1.00E-4

Notes

Mitigating Systems Performance Index, High Pressure Injection System	2Q/05	3Q/05	4Q/05	1Q/06	2Q/06	3Q/06	4Q/06	1Q/07
UAI (Δ CDF)					-4.20E-09	-4.20E-09	-4.20E-09	-4.30E-09
URI (Δ CDF)					-1.30E-08	-1.30E-08	-1.30E-08	-1.30E-08
PLE					NO	NO	NO	NO
Indicator value					-1.72E-08	-1.72E-08	-1.72E-08	-1.73E-08

Licensee Comments: none

Mitigating Systems Performance Index, Heat Removal System



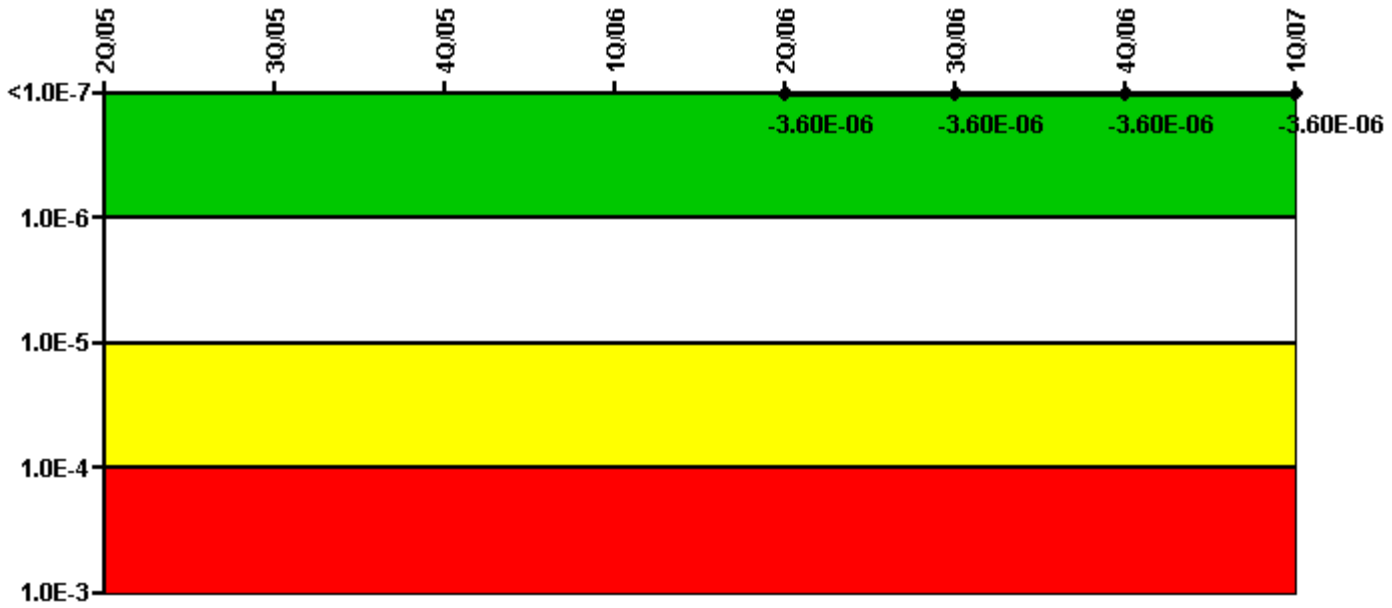
Thresholds: White > $1.00E-6$ Yellow > $1.00E-5$ Red > $1.00E-4$

Notes

Mitigating Systems Performance Index, Heat Removal System	2Q/05	3Q/05	4Q/05	1Q/06	2Q/06	3Q/06	4Q/06	1Q/07
UAI (Δ CDF)					-1.20E-07	-1.20E-07	-1.20E-07	-1.20E-07
URI (Δ CDF)					-3.20E-07	-3.20E-07	-3.20E-07	-3.20E-07
PLE					NO	NO	NO	NO
Indicator value					-4.40E-07	-4.40E-07	-4.40E-07	-4.40E-07

Licensee Comments: none

Mitigating Systems Performance Index, Residual Heat Removal System



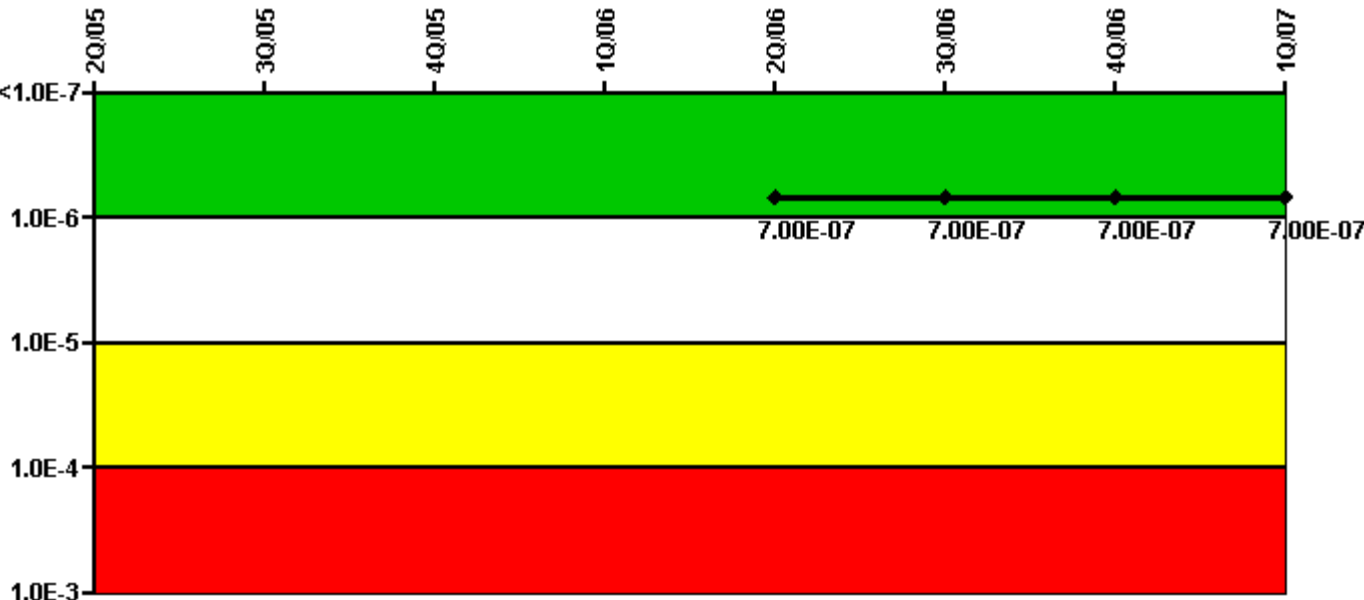
Thresholds: White > 1.00E-6 Yellow > 1.00E-5 Red > 1.00E-4

Notes

Mitigating Systems Performance Index, Residual Heat Removal System	2Q/05	3Q/05	4Q/05	1Q/06	2Q/06	3Q/06	4Q/06	1Q/07
UAI (Δ CDF)					-2.10E-06	-2.10E-06	-2.10E-06	-2.10E-06
URI (Δ CDF)					-1.50E-06	-1.50E-06	-1.50E-06	-1.50E-06
PLE					NO	NO	NO	NO
Indicator value					-3.60E-06	-3.60E-06	-3.60E-06	-3.60E-06

Licensee Comments: none

Mitigating Systems Performance Index, Cooling Water Systems



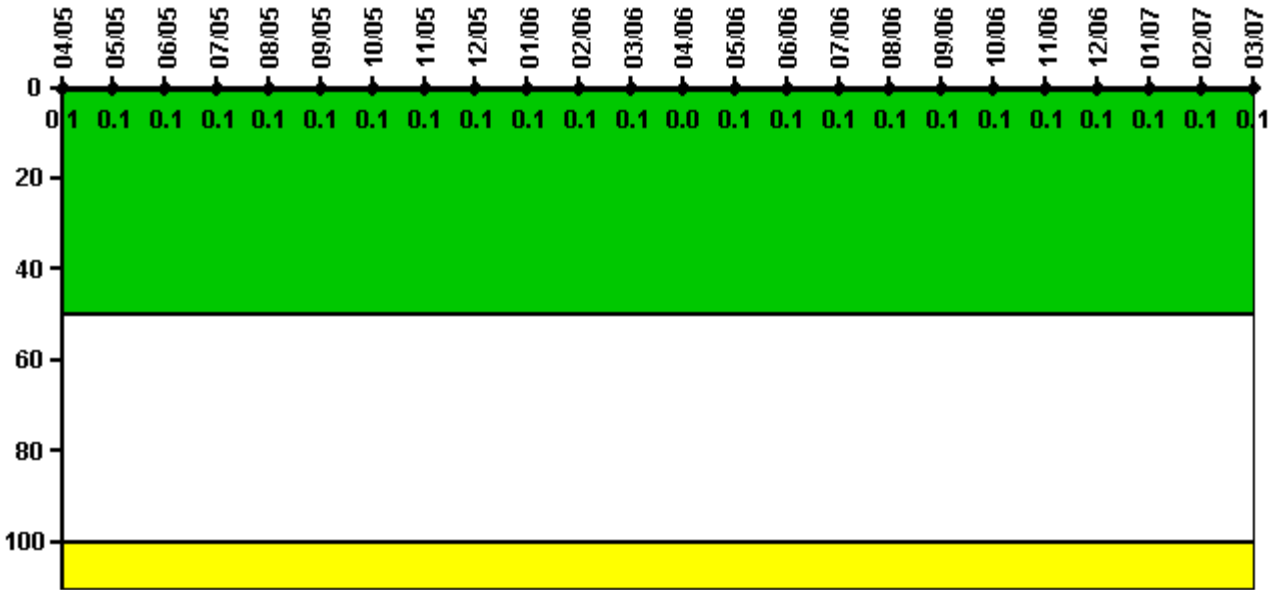
Thresholds: White > 1.00E-6 Yellow > 1.00E-5 Red > 1.00E-4

Notes

Mitigating Systems Performance Index, Cooling Water Systems	2Q/05	3Q/05	4Q/05	1Q/06	2Q/06	3Q/06	4Q/06	1Q/07
UAI (ΔCDF)					-1.30E-06	-1.30E-06	-1.30E-06	-1.30E-06
URI (ΔCDF)					2.00E-06	2.00E-06	2.00E-06	2.00E-06
PLE					NO	NO	NO	NO
Indicator value					7.00E-07	7.00E-07	7.00E-07	7.00E-07

Licensee Comments: none

Reactor Coolant System Activity




Thresholds: White > 50.0 Yellow > 100.0

Notes

Reactor Coolant System Activity	4/05	5/05	6/05	7/05	8/05	9/05	10/05	11/05	12/05	1/06	2/06	3/06
Maximum activity	0.000336	0.000366	0.000378	0.000369	0.000397	0.000408	0.000411	0.000407	0.000433	0.000419	0.000399	0.000389
Technical specification limit	0.5	0.5	0.5	0.5	0.5	0.5	0.5	0.5	0.5	0.5	0.5	0.5
Indicator value	0.1	0.1	0.1	0.1	0.1	0.1	0.1	0.1	0.1	0.1	0.1	0.1
Reactor Coolant System Activity	4/06	5/06	6/06	7/06	8/06	9/06	10/06	11/06	12/06	1/07	2/07	3/07
Maximum activity	0.000083	0.000334	0.000323	0.000333	0.000336	0.000357	0.000405	0.000385	0.000390	0.000416	0.000466	0.000452
Technical specification limit	0.5	0.5	0.5	0.5	0.5	0.5	0.5	0.5	0.5	0.5	0.5	0.5
Indicator value	0	0.1	0.1	0.1	0.1	0.1	0.1	0.1	0.1	0.1	0.1	0.1

Licensee Comments: none

Reactor Coolant System Leakage



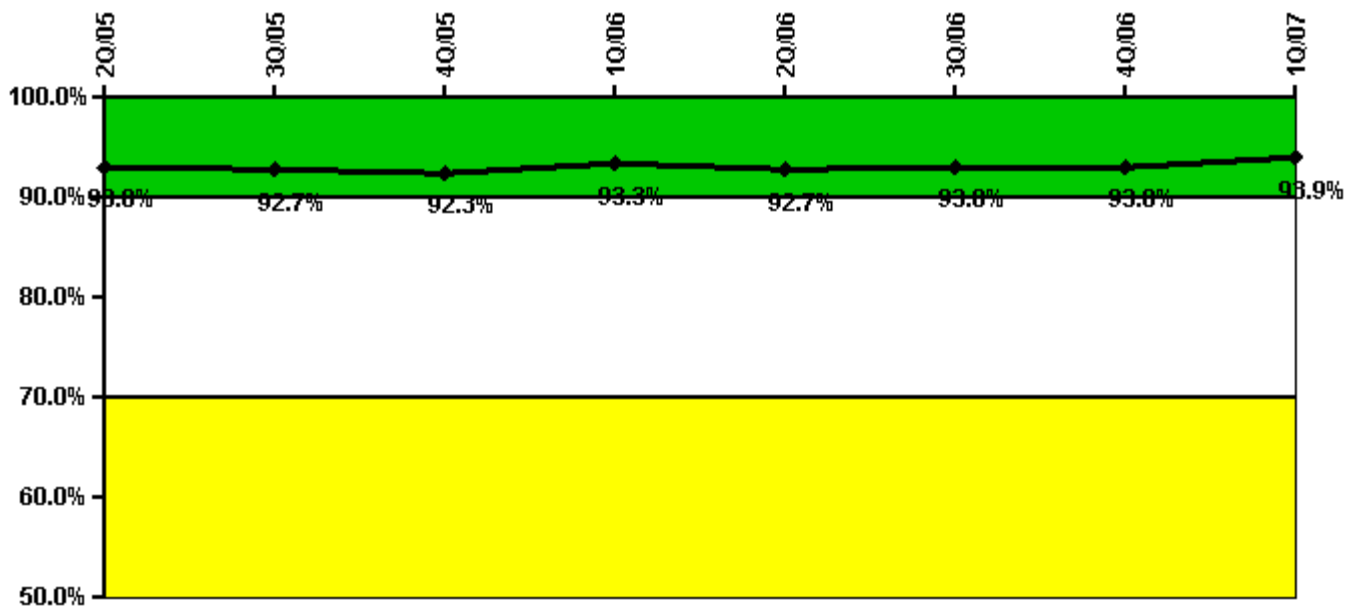
Thresholds: White > 50.0 Yellow > 100.0

Notes

Reactor Coolant System Leakage	4/05	5/05	6/05	7/05	8/05	9/05	10/05	11/05	12/05	1/06	2/06	3/06
Maximum leakage	0.194	0.221	0.201	0.197	0.209	0.184	0.186	0.187	0.181	0.209	0.167	0.239
Technical specification limit	10.0	10.0	10.0	10.0	10.0	10.0	10.0	10.0	10.0	10.0	10.0	10.0
Indicator value	1.9	2.2	2.0	2.0	2.1	1.8	1.9	1.9	1.8	2.1	1.7	2.4
Reactor Coolant System Leakage	4/06	5/06	6/06	7/06	8/06	9/06	10/06	11/06	12/06	1/07	2/07	3/07
Maximum leakage	0.389	0.375	0.373	0.232	0.254	0.273	0.248	0.251	0.223	0.231	0.222	0.199
Technical specification limit	10.0	10.0	10.0	10.0	10.0	10.0	10.0	10.0	10.0	10.0	10.0	10.0
Indicator value	3.9	3.8	3.7	2.3	2.5	2.7	2.5	2.5	2.2	2.3	2.2	2.0

Licensee Comments: none

Drill/Exercise Performance



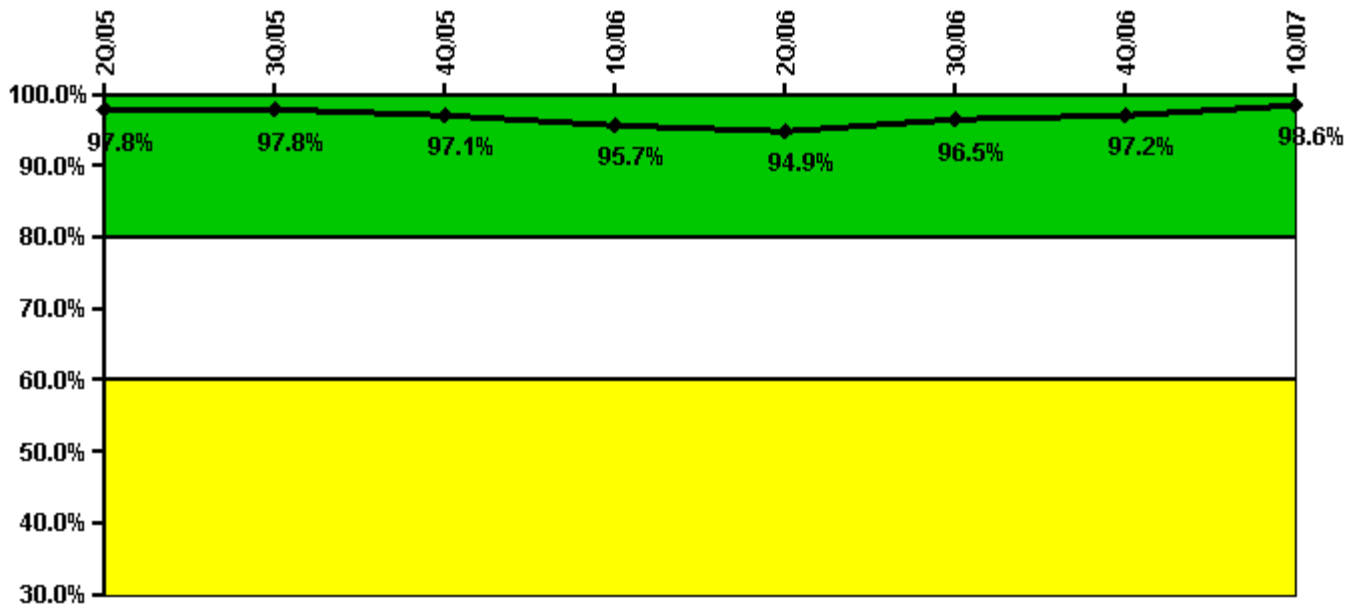
Thresholds: White < 90.0% Yellow < 70.0%

Notes

Drill/Exercise Performance	2Q/05	3Q/05	4Q/05	1Q/06	2Q/06	3Q/06	4Q/06	1Q/07
Successful opportunities	8.0	119.0	15.0	51.0	15.0	104.0	16.0	73.0
Total opportunities	8.0	125.0	16.0	52.0	18.0	116.0	16.0	76.0
Indicator value	93.0%	92.7%	92.3%	93.3%	92.7%	93.0%	93.0%	93.9%

Licensee Comments: none

ERO Drill Participation



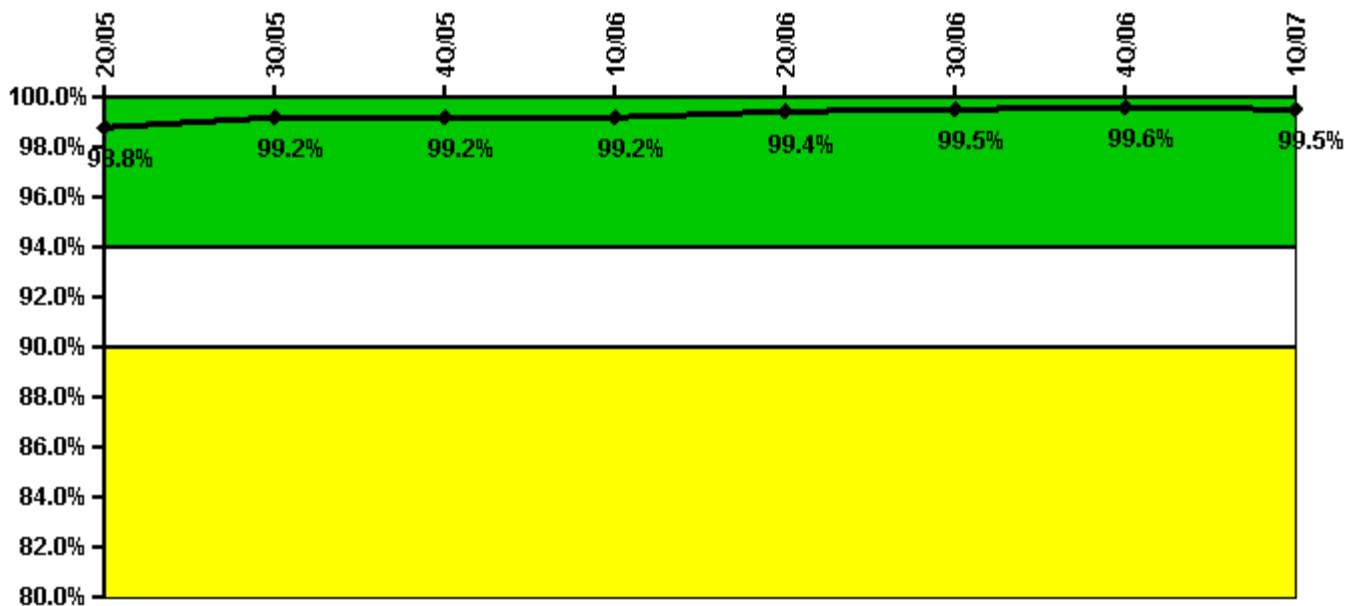
Thresholds: White < 80.0% Yellow < 60.0%

Notes

ERO Drill Participation	2Q/05	3Q/05	4Q/05	1Q/06	2Q/06	3Q/06	4Q/06	1Q/07
Participating Key personnel	133.0	131.0	132.0	132.0	131.0	138.0	138.0	140.0
Total Key personnel	136.0	134.0	136.0	138.0	138.0	143.0	142.0	142.0
Indicator value	97.8%	97.8%	97.1%	95.7%	94.9%	96.5%	97.2%	98.6%

Licensee Comments: none

Alert & Notification System



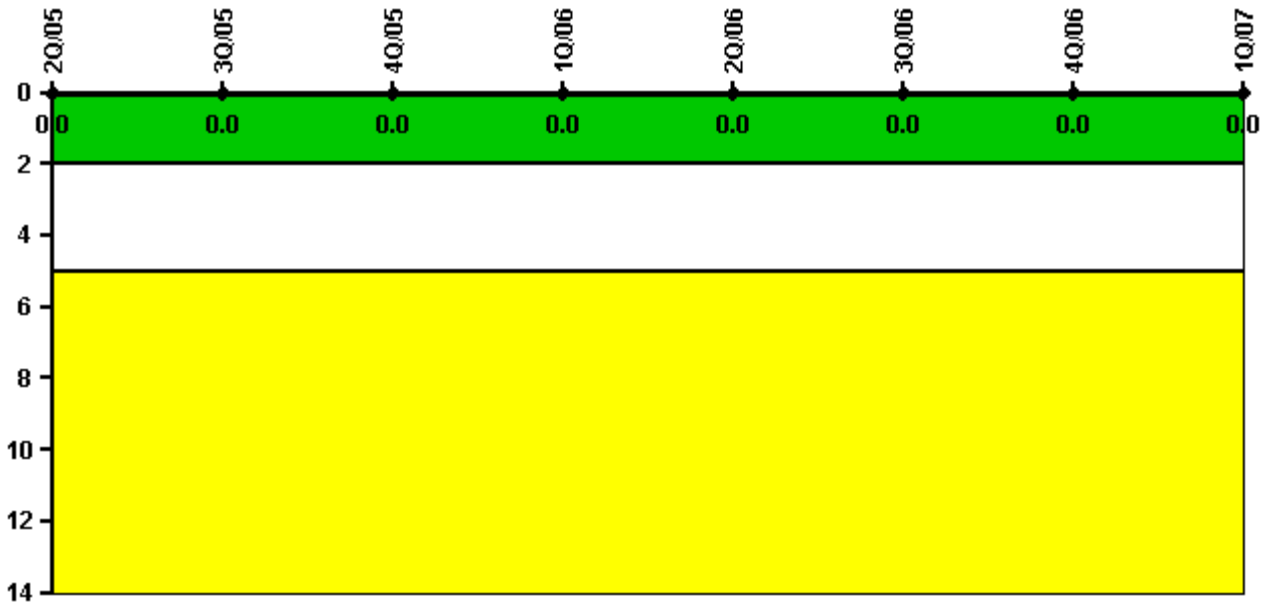
Thresholds: White < 94.0% Yellow < 90.0%

Notes

Alert & Notification System	2Q/05	3Q/05	4Q/05	1Q/06	2Q/06	3Q/06	4Q/06	1Q/07
Successful siren-tests	2376	2377	2319	2396	2392	2393	2395	2383
Total sirens-tests	2403	2403	2335	2403	2403	2403	2403	2403
Indicator value	98.8%	99.2%	99.2%	99.2%	99.4%	99.5%	99.6%	99.5%

Licensee Comments: none

Occupational Exposure Control Effectiveness



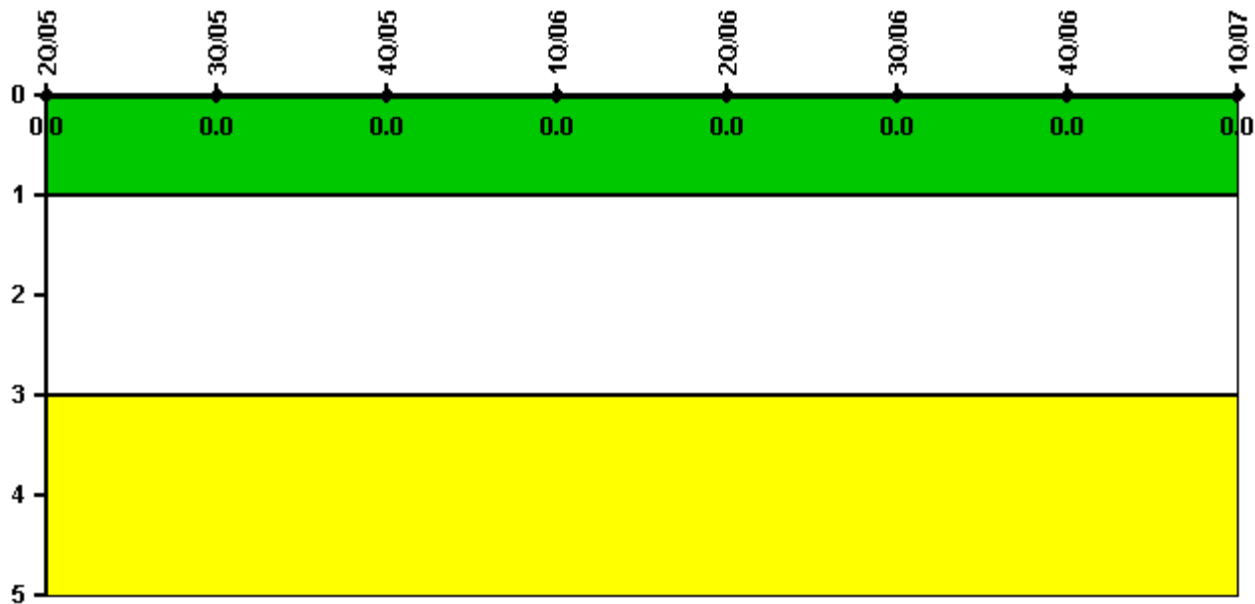
Thresholds: White > 2.0 Yellow > 5.0

Notes

Occupational Exposure Control Effectiveness	2Q/05	3Q/05	4Q/05	1Q/06	2Q/06	3Q/06	4Q/06	1Q/07
High radiation area occurrences	0	0	0	0	0	0	0	0
Very high radiation area occurrences	0	0	0	0	0	0	0	0
Unintended exposure occurrences	0	0	0	0	0	0	0	0
Indicator value	0	0	0	0	0	0	0	0

Licensee Comments: none

RETS/ODCM Radiological Effluent



Thresholds: White > 1.0 Yellow > 3.0

Notes

RETS/ODCM Radiological Effluent	2Q/05	3Q/05	4Q/05	1Q/06	2Q/06	3Q/06	4Q/06	1Q/07
RETS/ODCM occurrences	0	0	0	0	0	0	0	0
Indicator value	0	0	0	0	0	0	0	0

Licensee Comments: none

[Physical Protection](#) information not publicly available.

▲ [Action Matrix Summary](#) | [Inspection Findings Summary](#) | [PI Summary](#) | [Reactor Oversight Process](#)

Last Modified: June 1, 2007