


Monticello

4Q/2006 Performance Indicators

Licensee's General Comments: none

Unplanned Scrams per 7000 Critical Hrs



Thresholds: White > 3.0 Yellow > 6.0 Red > 25.0

Notes

Unplanned Scrams per 7000 Critical Hrs	1Q/05	2Q/05	3Q/05	4Q/05	1Q/06	2Q/06	3Q/06	4Q/06
Unplanned scrams	0	0	0	0	0	0	0	0
Critical hours	1516.4	1951.2	2208.0	2209.0	2160.0	2183.0	2208.0	2209.0
Indicator value	0	0	0	0	0	0	0	0

Licensee Comments: none

Scrams with Loss of Normal Heat Removal



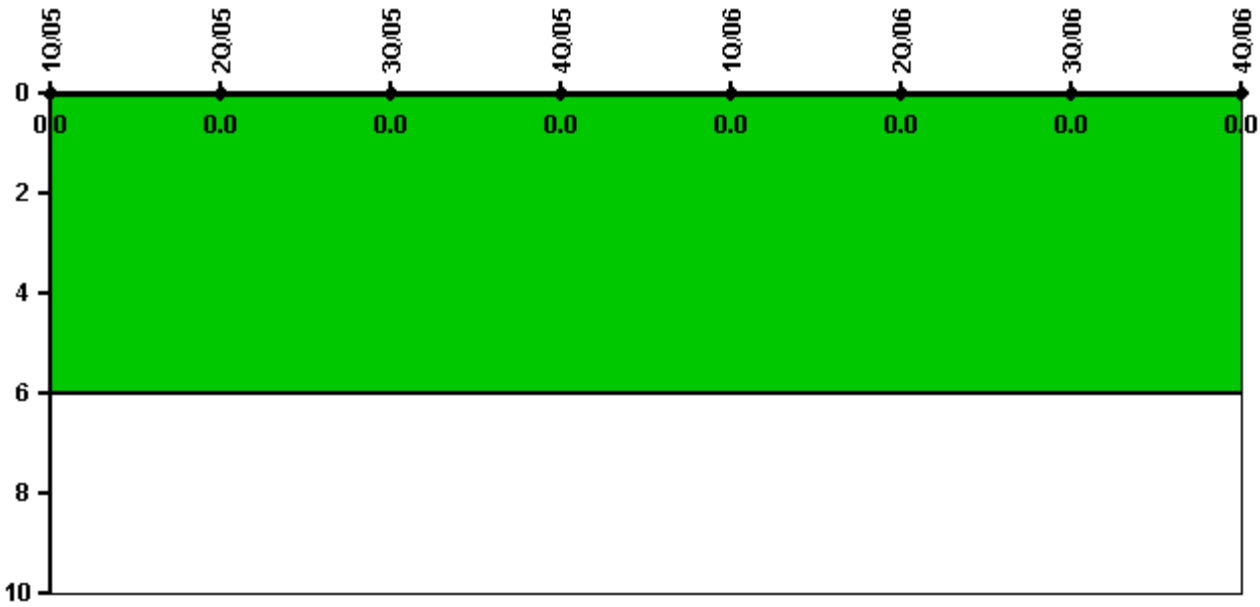
Thresholds: White > 2.0 Yellow > 10.0 Red > 20.0

Notes

Scrams with Loss of Normal Heat Removal	1Q/05	2Q/05	3Q/05	4Q/05	1Q/06	2Q/06	3Q/06	4Q/06
Scrams	0	0	0	0	0	0	0	0
Indicator value	0	0	0	0	0	0	0	0

Licensee Comments: none

Unplanned Power Changes per 7000 Critical Hrs



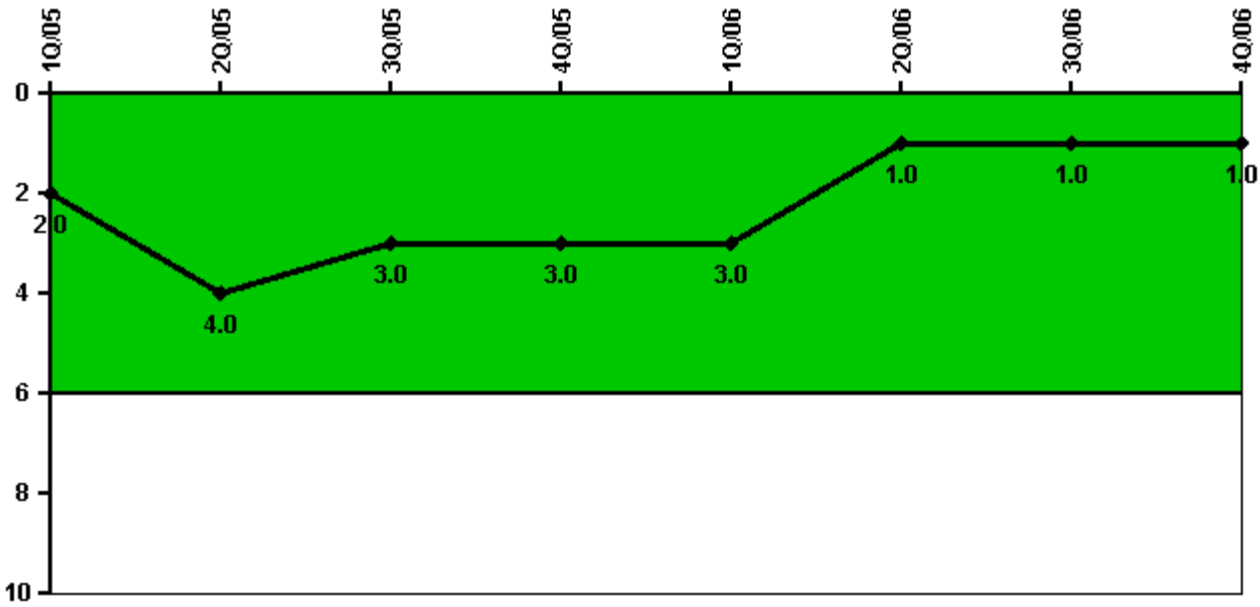
Thresholds: White > 6.0

Notes

Unplanned Power Changes per 7000 Critical Hrs	1Q/05	2Q/05	3Q/05	4Q/05	1Q/06	2Q/06	3Q/06	4Q/06
Unplanned power changes	0	0	0	0	0	0	0	0
Critical hours	1516.4	1951.2	2208.0	2209.0	2160.0	2183.0	2208.0	2209.0
Indicator value	0	0	0	0	0	0	0	0

Licensee Comments: none

Safety System Functional Failures (BWR)



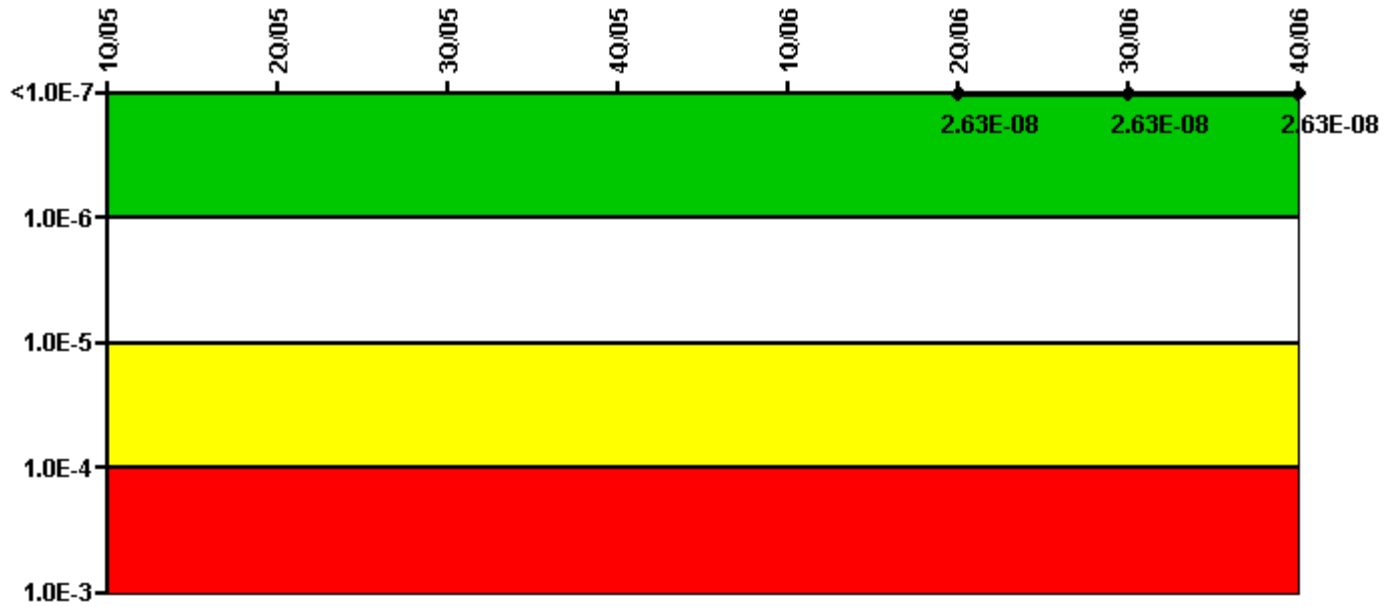
Thresholds: White > 6.0

Notes

Safety System Functional Failures (BWR)	1Q/05	2Q/05	3Q/05	4Q/05	1Q/06	2Q/06	3Q/06	4Q/06
Safety System Functional Failures	1	2	0	0	1	0	0	0
Indicator value	2	4	3	3	3	1	1	1

Licensee Comments: none

Mitigating Systems Performance Index, Emergency AC Power System



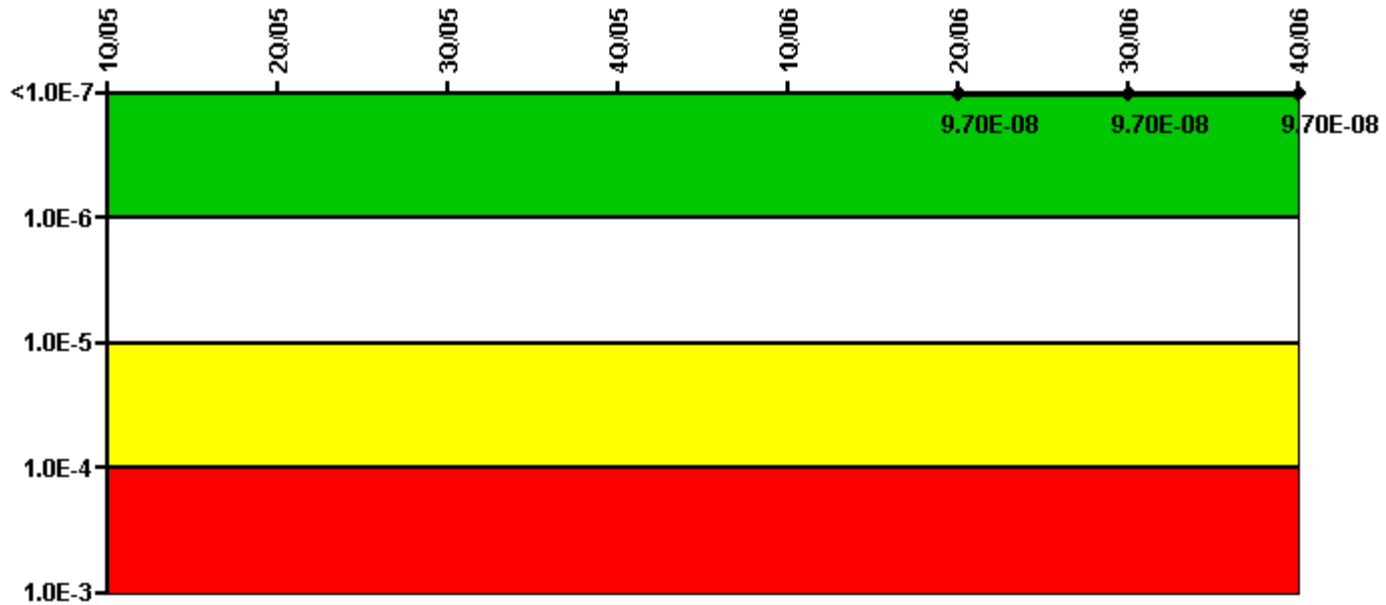
Thresholds: White > 1.00E-6 Yellow > 1.00E-5 Red > 1.00E-4

Notes

Mitigating Systems Performance Index, Emergency AC Power System	1Q/05	2Q/05	3Q/05	4Q/05	1Q/06	2Q/06	3Q/06	4Q/06
UAI (ΔCDF)						-6.60E-10	-6.60E-10	-6.60E-10
URI (ΔCDF)						2.70E-08	2.70E-08	2.70E-08
PLE						NO	NO	NO
Indicator value						2.63E-08	2.63E-08	2.63E-08

Licensee Comments: none

Mitigating Systems Performance Index, High Pressure Injection System



Thresholds: White > 1.00E-6 Yellow > 1.00E-5 Red > 1.00E-4

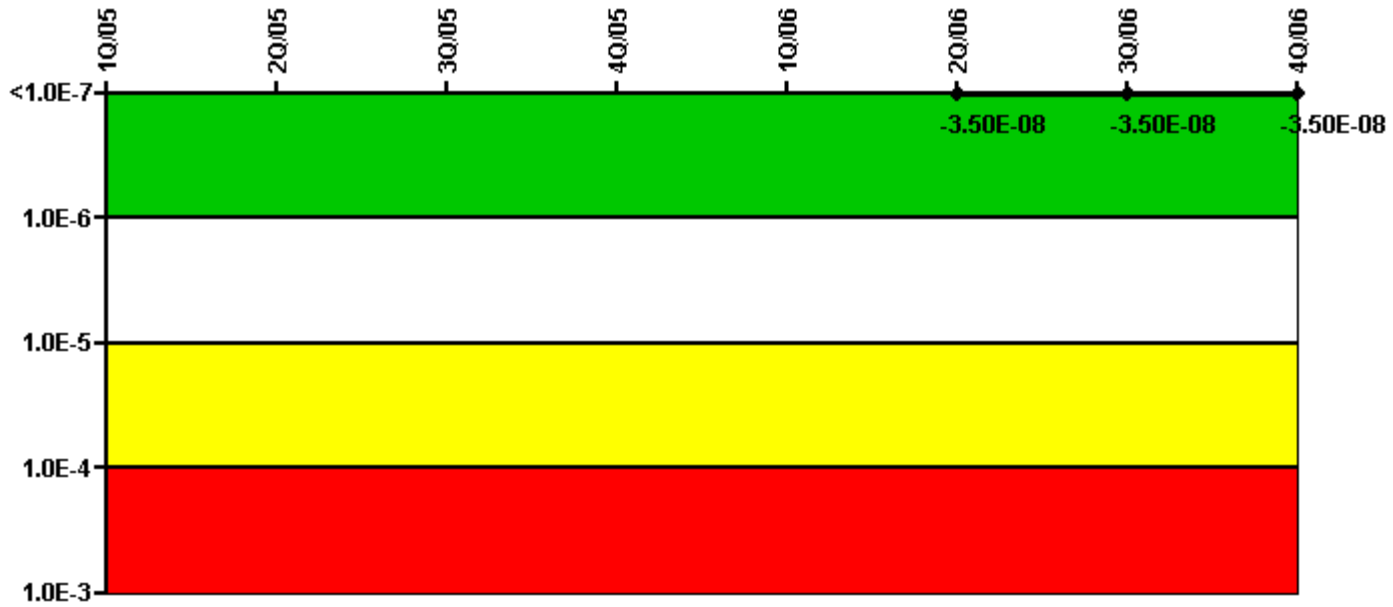
Notes

Mitigating Systems Performance Index, High Pressure Injection System	1Q/05	2Q/05	3Q/05	4Q/05	1Q/06	2Q/06	3Q/06	4Q/06
UAI (ΔCDF)						-1.30E-08	-1.30E-08	-1.30E-08
URI (ΔCDF)						1.10E-07	1.10E-07	1.10E-07
PLE						NO	NO	NO
Indicator value						9.70E-08	9.70E-08	9.70E-08

Licensee Comments:

4Q/06: This report contains a revision to previously submitted data for 2Q2006 and 3Q2006 for MS07. The revision does not cause a color change to the indicator.

Mitigating Systems Performance Index, Heat Removal System



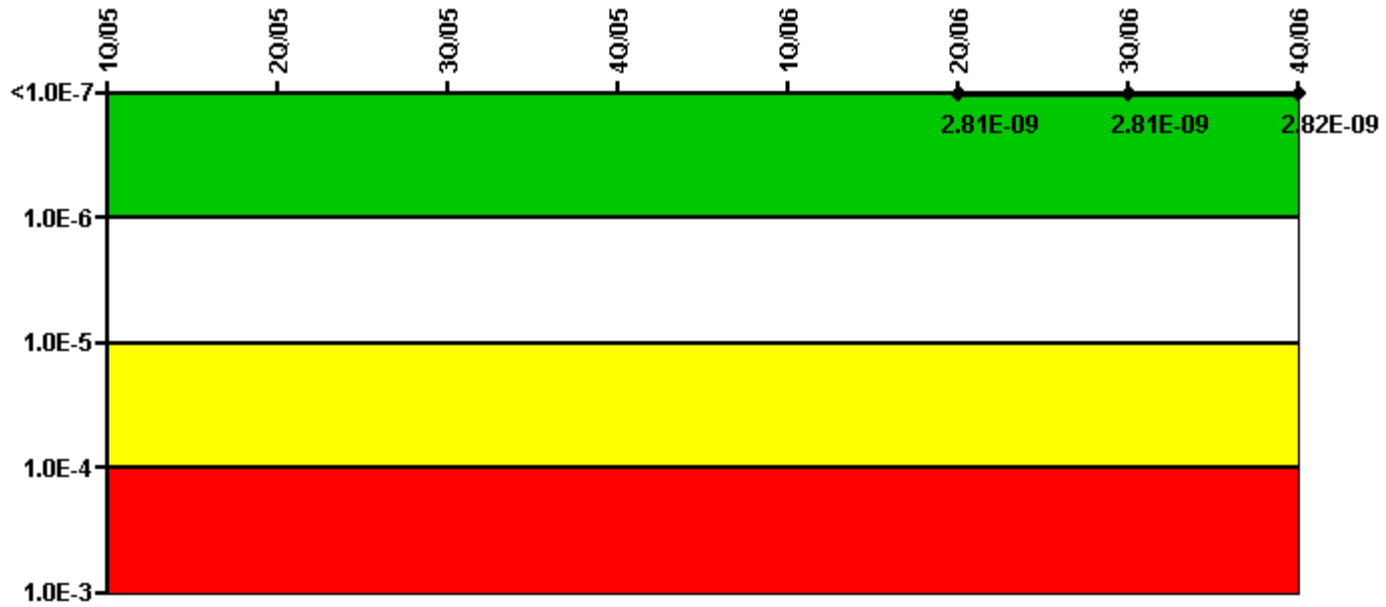
Thresholds: White > 1.00E-6 Yellow > 1.00E-5 Red > 1.00E-4

Notes

Mitigating Systems Performance Index, Heat Removal System	1Q/05	2Q/05	3Q/05	4Q/05	1Q/06	2Q/06	3Q/06	4Q/06
UAI (Δ CDF)						-1.40E-08	-1.40E-08	-1.40E-08
URI (Δ CDF)						-2.10E-08	-2.10E-08	-2.10E-08
PLE						NO	NO	NO
Indicator value						-3.50E-08	-3.50E-08	-3.50E-08

Licensee Comments: none

Mitigating Systems Performance Index, Residual Heat Removal System



Thresholds: White > 1.00E-6 Yellow > 1.00E-5 Red > 1.00E-4

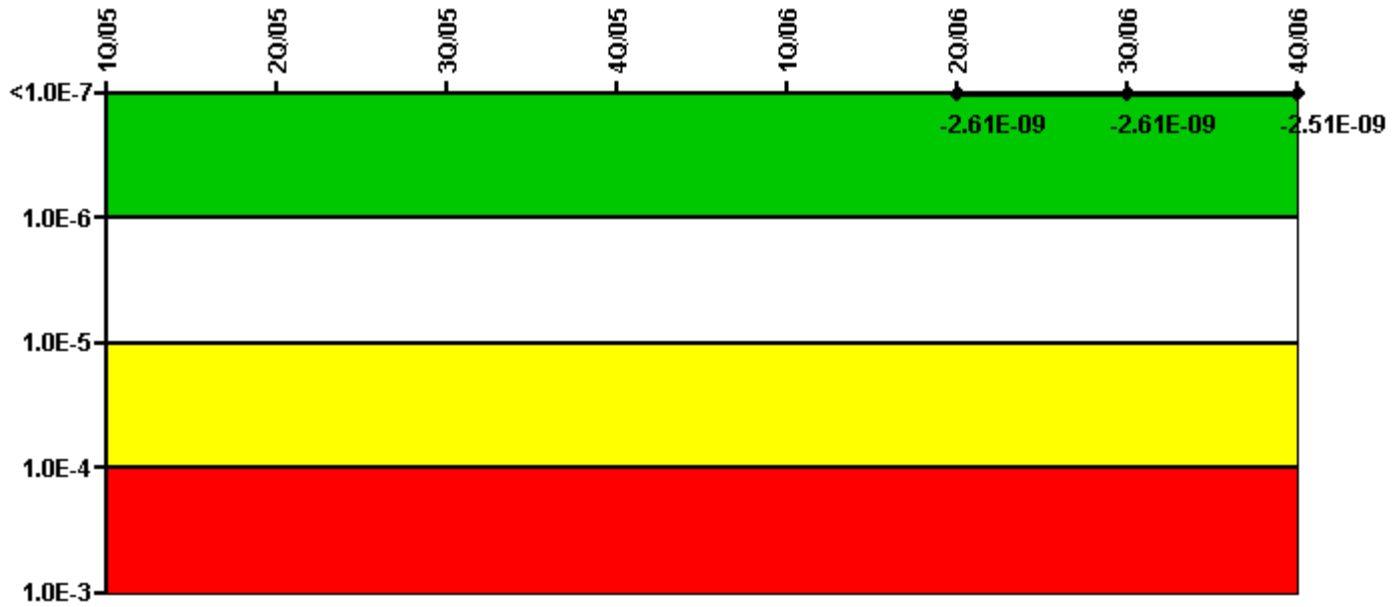
Notes

Mitigating Systems Performance Index, Residual Heat Removal System	1Q/05	2Q/05	3Q/05	4Q/05	1Q/06	2Q/06	3Q/06	4Q/06
UAI (ΔCDF)						1.10E-10	1.10E-10	1.20E-10
URI (ΔCDF)						2.70E-09	2.70E-09	2.70E-09
PLE						NO	NO	NO
Indicator value						2.81E-09	2.81E-09	2.82E-09

Licensee Comments:

4Q/06: This report contains a revision to previously submitted data for 2Q2006 and 3Q2006 for MS09. The revision does not cause a color change to the indicator.

Mitigating Systems Performance Index, Cooling Water Systems



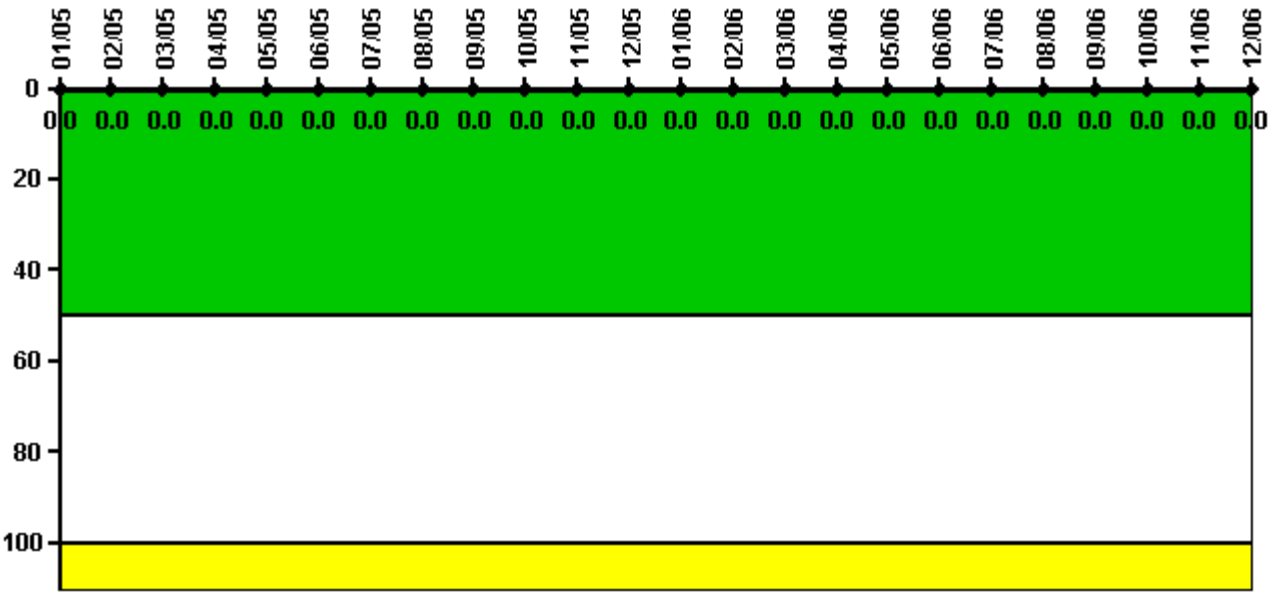
Thresholds: White > 1.00E-6 Yellow > 1.00E-5 Red > 1.00E-4

Notes

Mitigating Systems Performance Index, Cooling Water Systems	1Q/05	2Q/05	3Q/05	4Q/05	1Q/06	2Q/06	3Q/06	4Q/06
UAI (ΔCDF)						-2.60E-09	-2.60E-09	-2.50E-09
URI (ΔCDF)						-1.20E-11	-1.20E-11	-1.20E-11
PLE						NO	NO	NO
Indicator value						-2.61E-09	-2.61E-09	-2.51E-09

Licensee Comments: none

Reactor Coolant System Activity



Thresholds: White > 50.0 Yellow > 100.0

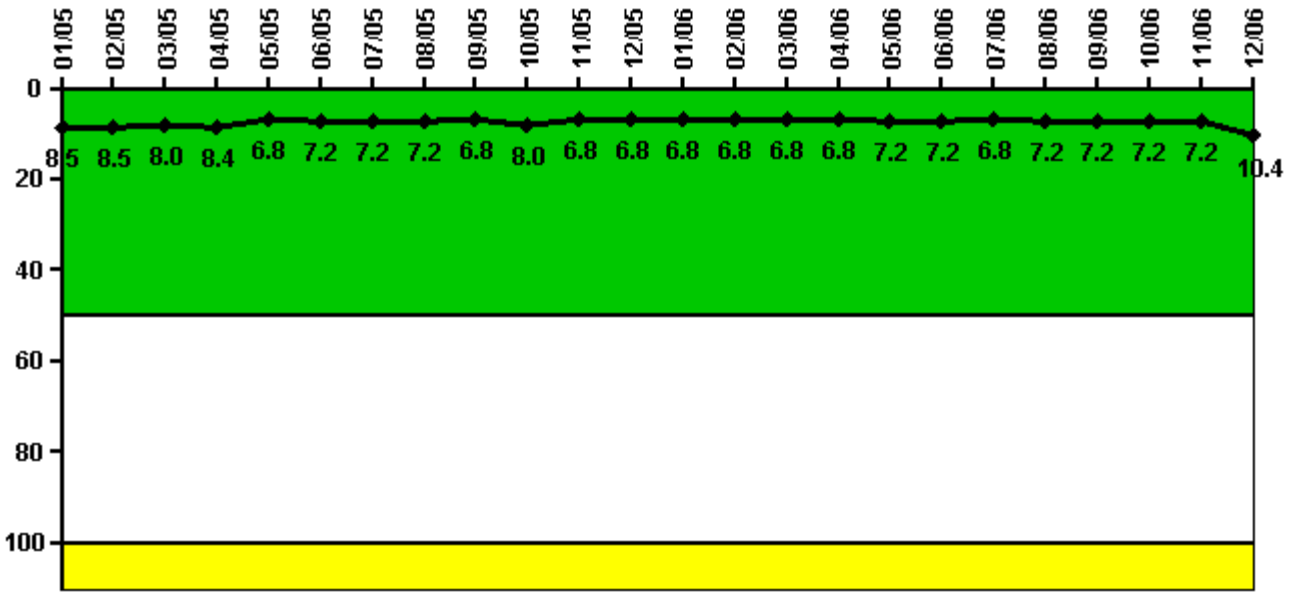
Notes

Reactor Coolant System Activity	1/05	2/05	3/05	4/05	5/05	6/05	7/05	8/05	9/05	10/05	11/05	12/05
Maximum activity	0.000127	0.000123	0.000119	0.000112	0.000105	0.000106	0.000097	0.000100	0.000107	0.000125	0.000162	0.000133
Technical specification limit	2.0	2.0	2.0	2.0	2.0	2.0	2.0	2.0	2.0	2.0	2.0	2.0
Indicator value	0	0	0	0	0	0	0	0	0	0	0	0

Reactor Coolant System Activity	1/06	2/06	3/06	4/06	5/06	6/06	7/06	8/06	9/06	10/06	11/06	12/06
Maximum activity	0.000139	0.000117	0.000108	0.000151	0.000101	0.000109	0.000093	0.000097	0.000088	0.000081	0.000087	0.000087
Technical specification limit	2.0	2.0	2.0	2.0	2.0	2.0	2.0	2.0	2.0	2.0	2.0	2.0
Indicator value	0	0	0	0	0	0	0	0	0	0	0	0

Licensee Comments: none

Reactor Coolant System Leakage



Thresholds: White > 50.0 Yellow > 100.0

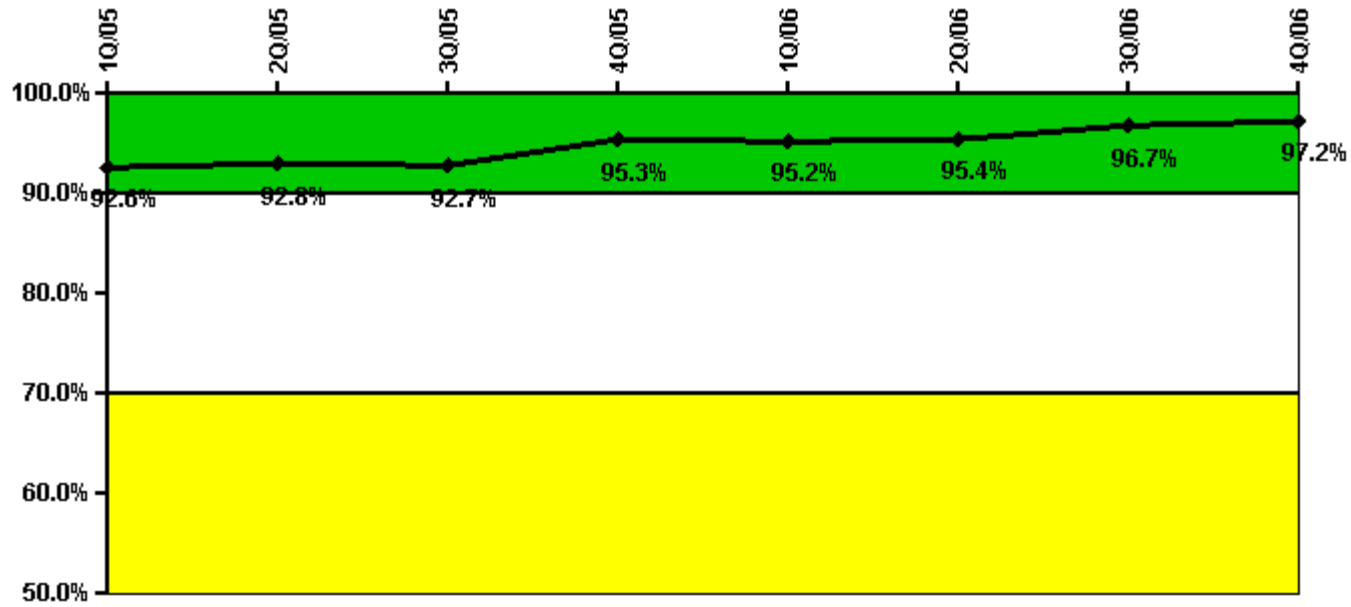
Notes

Reactor Coolant System Leakage	1/05	2/05	3/05	4/05	5/05	6/05	7/05	8/05	9/05	10/05	11/05	12/05
Maximum leakage	1.700	1.700	1.600	2.100	1.700	1.800	1.800	1.800	1.700	2.000	1.700	1.700
Technical specification limit	20.0	20.0	20.0	25.0	25.0	25.0	25.0	25.0	25.0	25.0	25.0	25.0
Indicator value	8.5	8.5	8.0	8.4	6.8	7.2	7.2	7.2	6.8	8.0	6.8	6.8

Reactor Coolant System Leakage	1/06	2/06	3/06	4/06	5/06	6/06	7/06	8/06	9/06	10/06	11/06	12/06
Maximum leakage	1.700	1.700	1.700	1.700	1.800	1.800	1.700	1.800	1.800	1.800	1.800	2.600
Technical specification limit	25.0	25.0	25.0	25.0	25.0	25.0	25.0	25.0	25.0	25.0	25.0	25.0
Indicator value	6.8	6.8	6.8	6.8	7.2	7.2	6.8	7.2	7.2	7.2	7.2	10.4

Licensee Comments: none

Drill/Exercise Performance



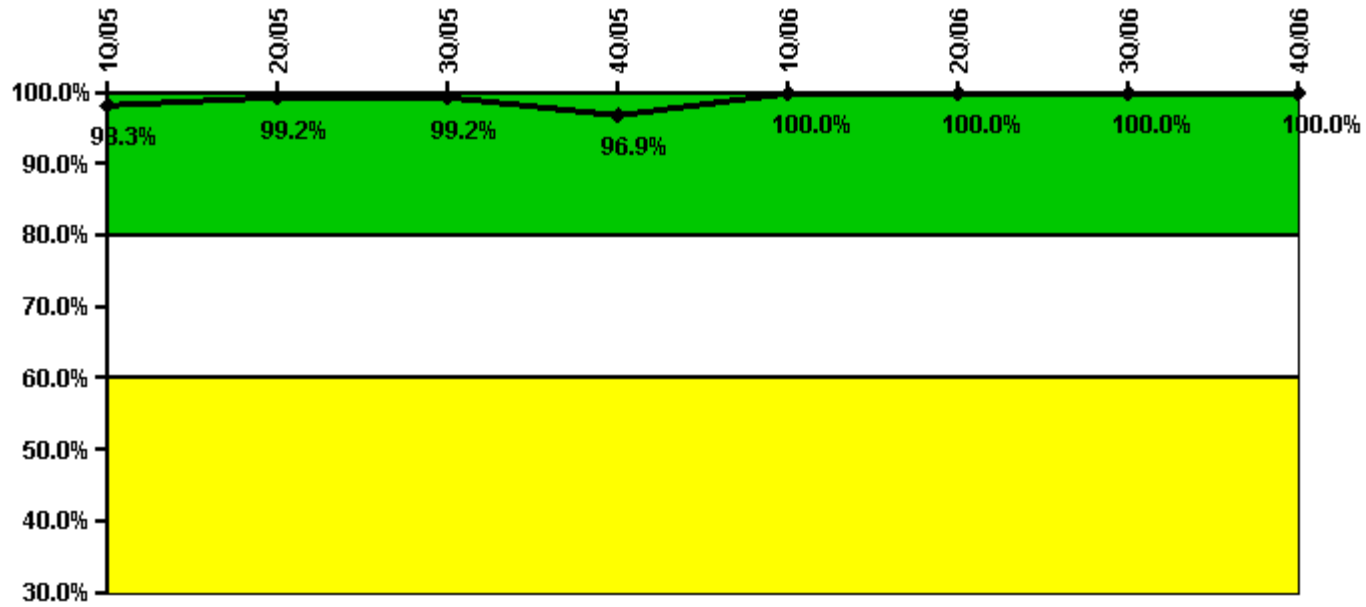
Thresholds: White < 90.0% Yellow < 70.0%

Notes

Drill/Exercise Performance	1Q/05	2Q/05	3Q/05	4Q/05	1Q/06	2Q/06	3Q/06	4Q/06
Successful opportunities	43.0	25.0	53.0	15.0	54.0	23.0	56.0	42.0
Total opportunities	44.0	26.0	56.0	15.0	56.0	24.0	56.0	43.0
Indicator value	92.6%	92.8%	92.7%	95.3%	95.2%	95.4%	96.7%	97.2%

Licensee Comments: none

ERO Drill Participation



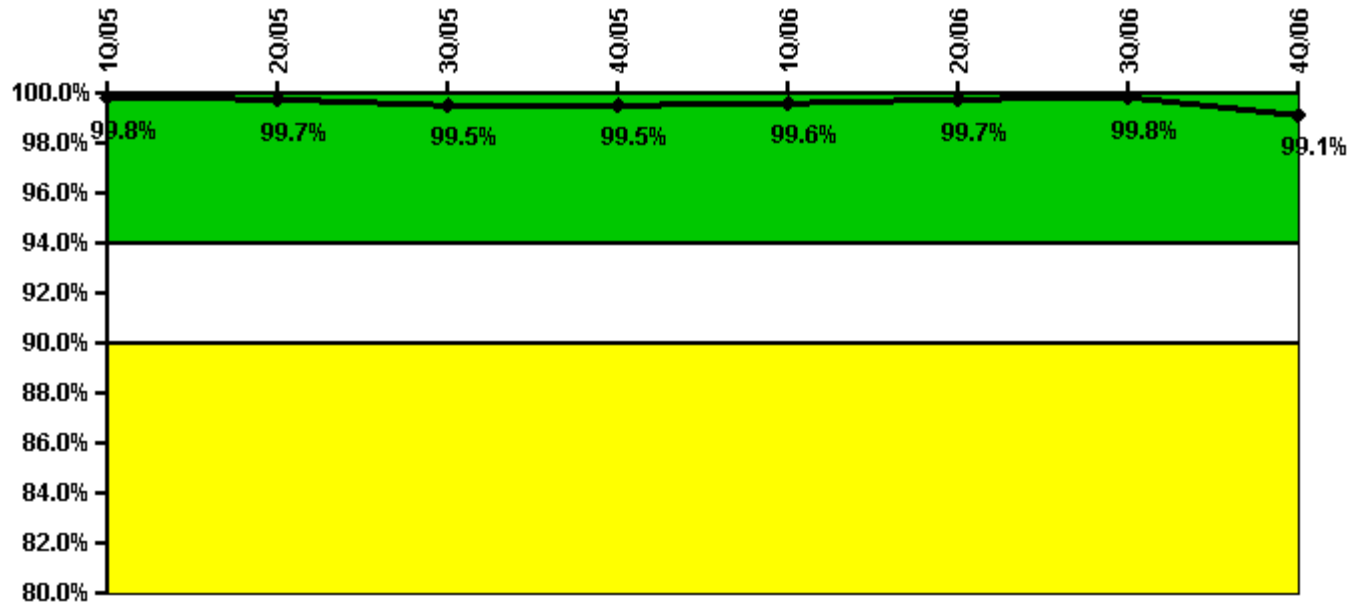
Thresholds: White < 80.0% Yellow < 60.0%

Notes

ERO Drill Participation	1Q/05	2Q/05	3Q/05	4Q/05	1Q/06	2Q/06	3Q/06	4Q/06
Participating Key personnel	117.0	118.0	126.0	127.0	129.0	124.0	129.0	122.0
Total Key personnel	119.0	119.0	127.0	131.0	129.0	124.0	129.0	122.0
Indicator value	98.3%	99.2%	99.2%	96.9%	100.0%	100.0%	100.0%	100.0%

Licensee Comments: none

Alert & Notification System



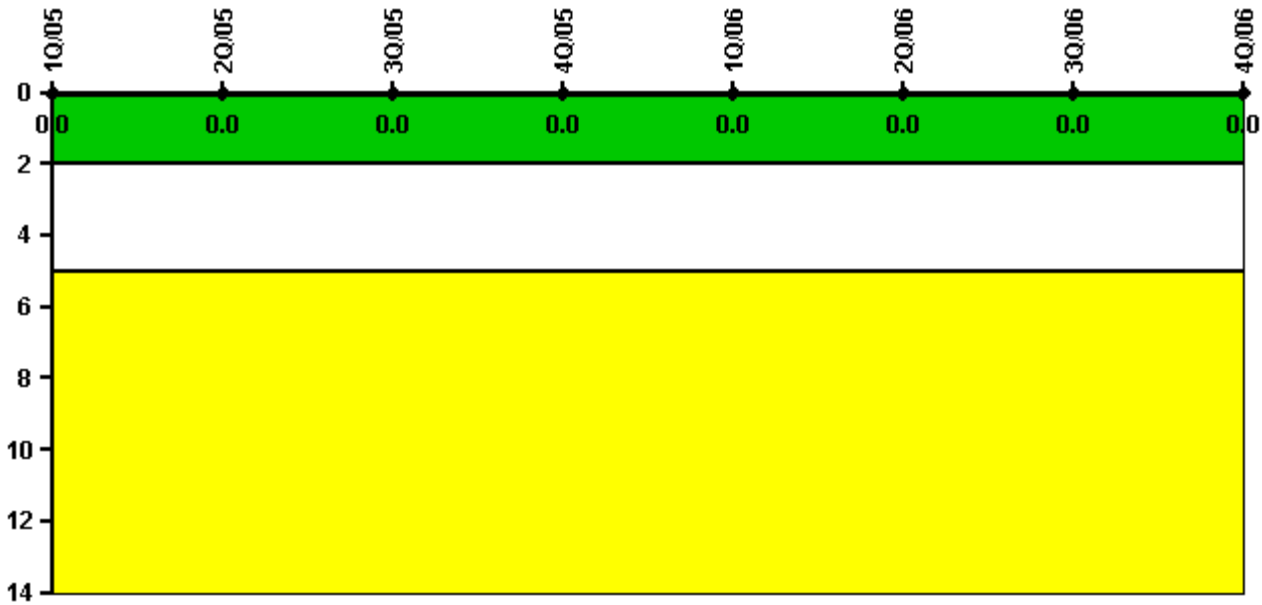
Thresholds: White < 94.0% Yellow < 90.0%

Notes

Alert & Notification System	1Q/05	2Q/05	3Q/05	4Q/05	1Q/06	2Q/06	3Q/06	4Q/06
Successful siren-tests	1230	1227	1225	1233	1234	1232	1376	1336
Total sirens-tests	1235	1235	1235	1235	1235	1235	1378	1378
Indicator value	99.8%	99.7%	99.5%	99.5%	99.6%	99.7%	99.8%	99.1%

Licensee Comments: none

Occupational Exposure Control Effectiveness



Thresholds: White > 2.0 Yellow > 5.0

Notes

Occupational Exposure Control Effectiveness	1Q/05	2Q/05	3Q/05	4Q/05	1Q/06	2Q/06	3Q/06	4Q/06
High radiation area occurrences	0	0	0	0	0	0	0	0
Very high radiation area occurrences	0	0	0	0	0	0	0	0
Unintended exposure occurrences	0	0	0	0	0	0	0	0
Indicator value	0	0	0	0	0	0	0	0

Licensee Comments: none

RETS/ODCM Radiological Effluent



Thresholds: White > 1.0 Yellow > 3.0

Notes

RETS/ODCM Radiological Effluent	1Q/05	2Q/05	3Q/05	4Q/05	1Q/06	2Q/06	3Q/06	4Q/06
RETS/ODCM occurrences	0	0	0	0	0	0	0	0
Indicator value	0	0	0	0	0	0	0	0

Licensee Comments: none

[Physical Protection](#) information not publicly available.