

Limerick 1

4Q/2006 Performance Indicators

Licensee's General Comments: none

Unplanned Scrams per 7000 Critical Hrs



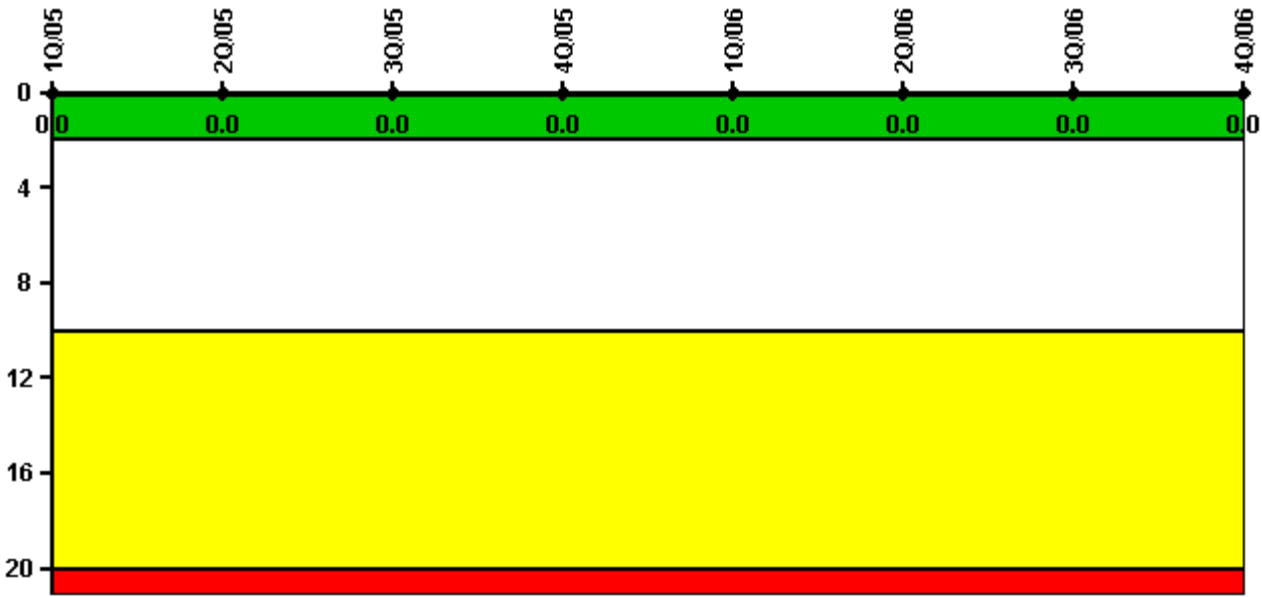
Thresholds: White > 3.0 Yellow > 6.0 Red > 25.0

Notes

Unplanned Scrams per 7000 Critical Hrs	1Q/05	2Q/05	3Q/05	4Q/05	1Q/06	2Q/06	3Q/06	4Q/06
Unplanned scrams	0	0	1.0	0	0	0	0	0
Critical hours	2109.1	2183.0	2185.3	2209.0	1736.6	2134.0	2208.0	2209.0
Indicator value	0	0	0.8	0.8	0.8	0.8	0	0

Licensee Comments: none

Scrams with Loss of Normal Heat Removal



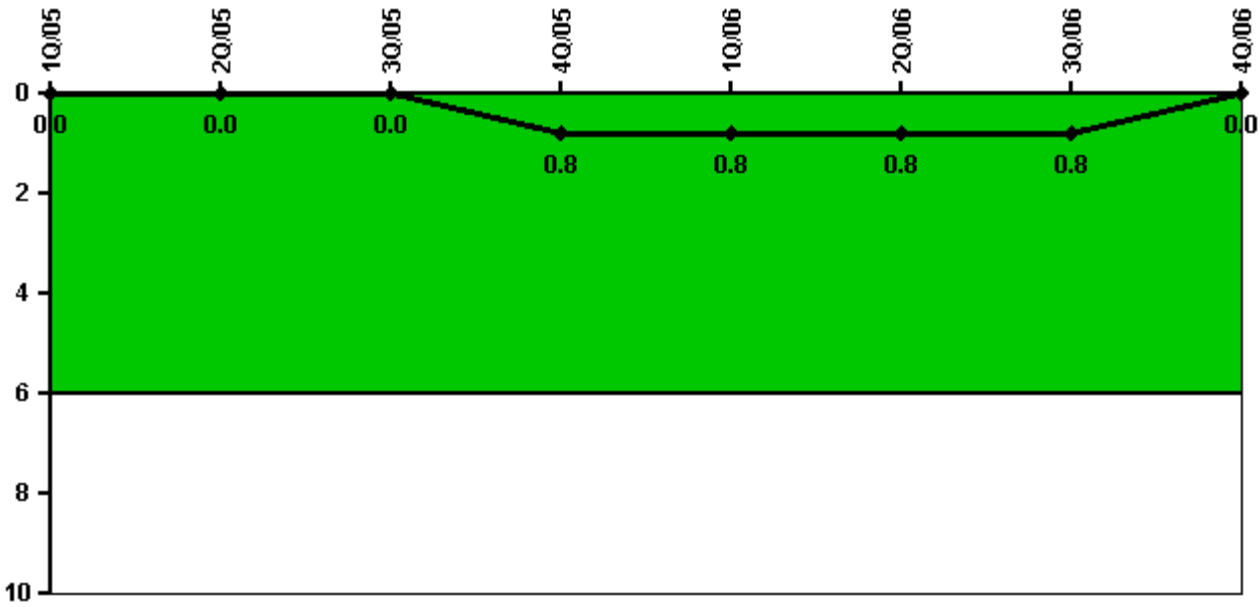
Thresholds: White > 2.0 Yellow > 10.0 Red > 20.0

Notes

Scrams with Loss of Normal Heat Removal	1Q/05	2Q/05	3Q/05	4Q/05	1Q/06	2Q/06	3Q/06	4Q/06
Scrams	0	0	0	0	0	0	0	0
Indicator value	0	0	0	0	0	0	0	0

Licensee Comments: none

Unplanned Power Changes per 7000 Critical Hrs



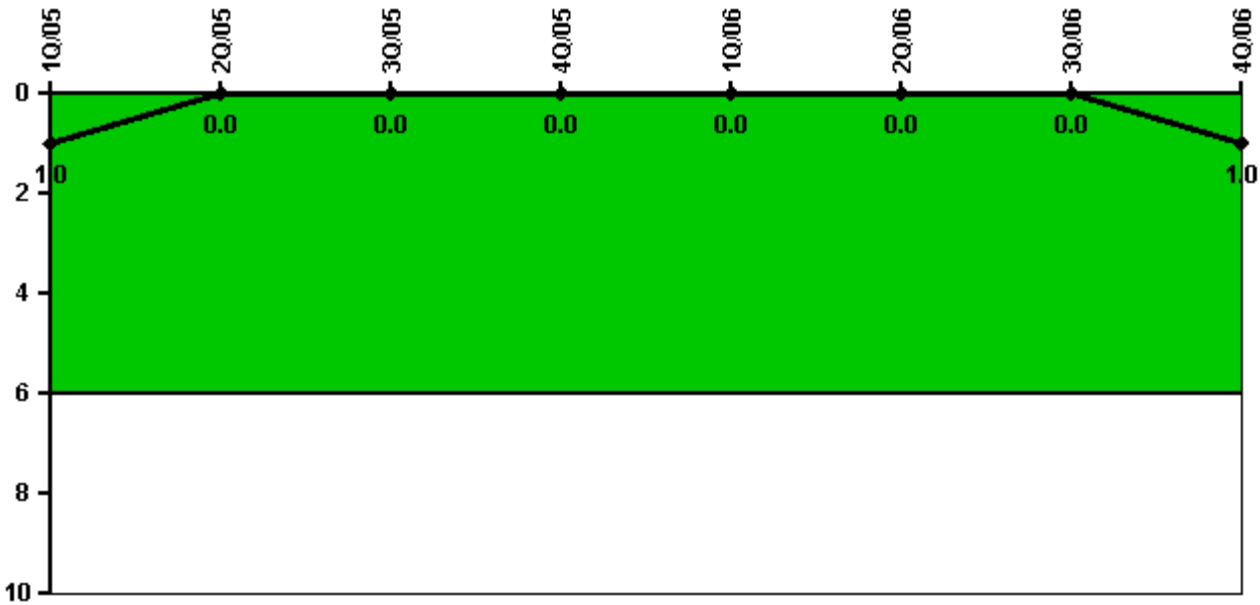
Thresholds: White > 6.0

Notes

Unplanned Power Changes per 7000 Critical Hrs	1Q/05	2Q/05	3Q/05	4Q/05	1Q/06	2Q/06	3Q/06	4Q/06
Unplanned power changes	0	0	0	1.0	0	0	0	0
Critical hours	2109.1	2183.0	2185.3	2209.0	1736.6	2134.0	2208.0	2209.0
Indicator value	0	0	0	0.8	0.8	0.8	0.8	0

Licensee Comments: none

Safety System Functional Failures (BWR)



Thresholds: White > 6.0

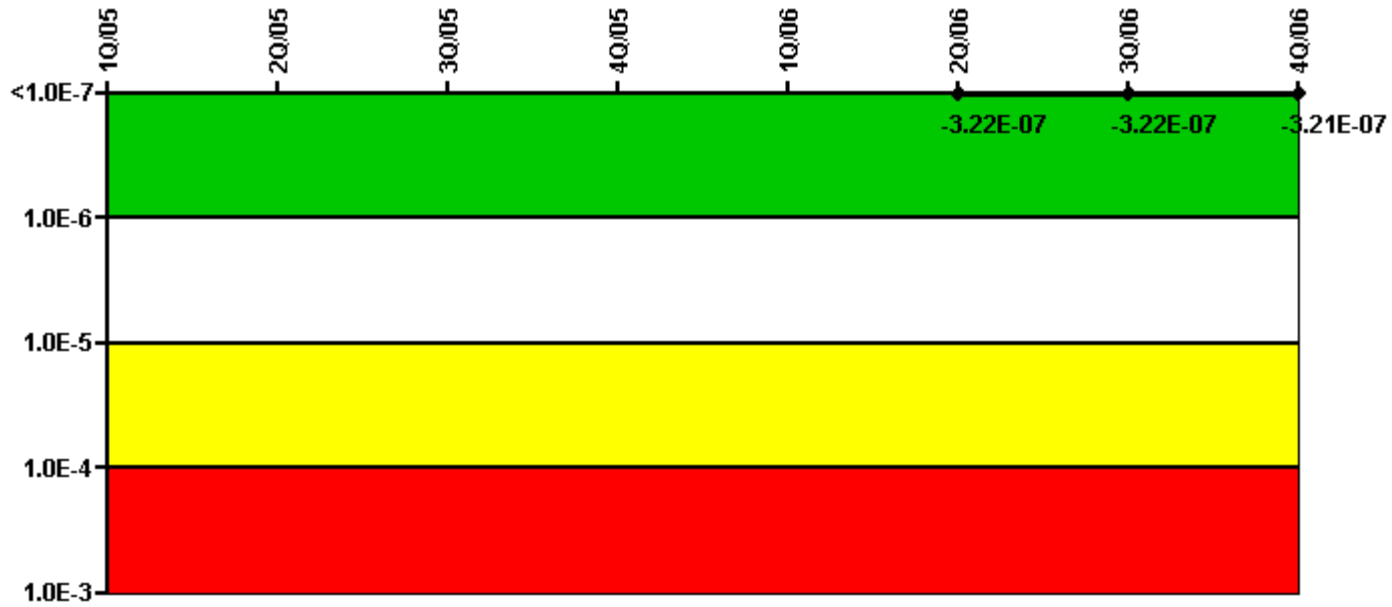
Notes

Safety System Functional Failures (BWR)	1Q/05	2Q/05	3Q/05	4Q/05	1Q/06	2Q/06	3Q/06	4Q/06
Safety System Functional Failures	0	0	0	0	0	0	0	1
Indicator value	1	0	0	0	0	0	0	1

Licensee Comments:

4Q/06: LER 1-06-004, Both offsite Circuits Inoperable, was submitted on 11/6/2006 pursuant to the requirements of 10CFR50.73(a)(2)(v)(d) and 10CFR50.73(a)(2)(i)(B).

Mitigating Systems Performance Index, Emergency AC Power System



Thresholds: White > 1.00E-6 Yellow > 1.00E-5 Red > 1.00E-4

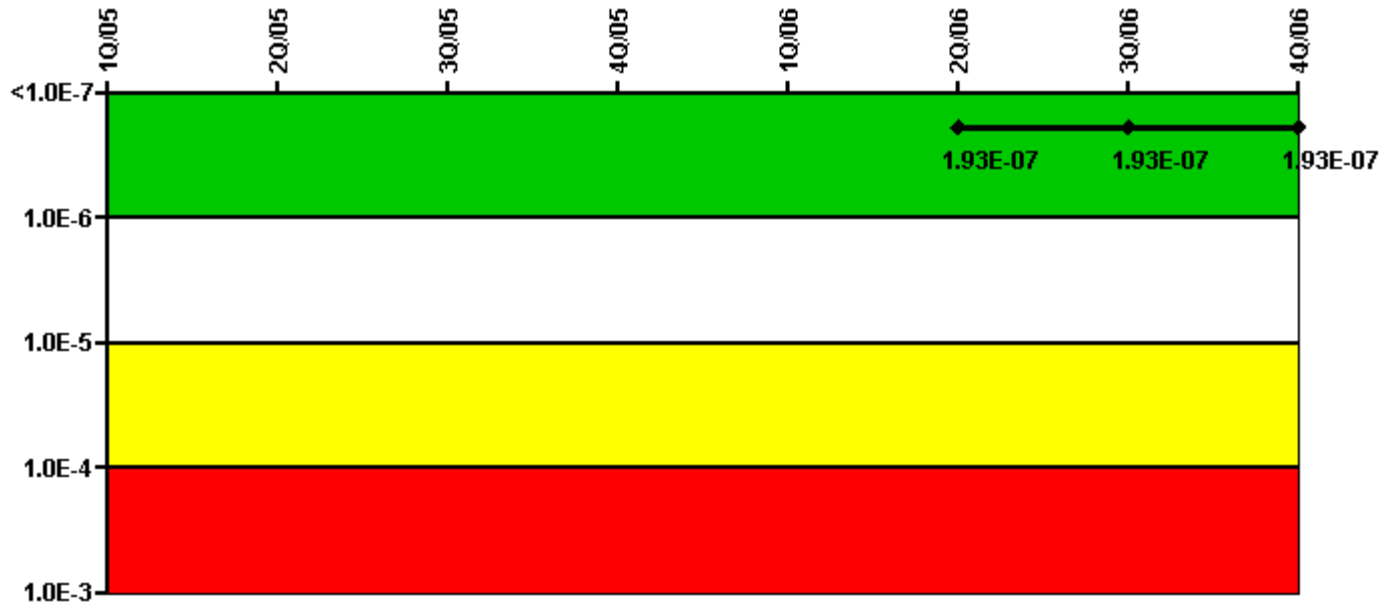
Notes

Mitigating Systems Performance Index, Emergency AC Power System	1Q/05	2Q/05	3Q/05	4Q/05	1Q/06	2Q/06	3Q/06	4Q/06
UAI (Δ CDF)						-2.30E-09	-1.60E-09	-1.30E-09
URI (Δ CDF)						-3.20E-07	-3.20E-07	-3.20E-07
PLE						NO	NO	NO
Indicator value						-3.22E-07	-3.22E-07	-3.21E-07

Licensee Comments:

3Q/06: 0.22 hrs and 0.08 hrs = 0.30 hrs total subtracted from D12 U1 and U2. Durations of less than 15 minutes do not need to be counted.

Mitigating Systems Performance Index, High Pressure Injection System



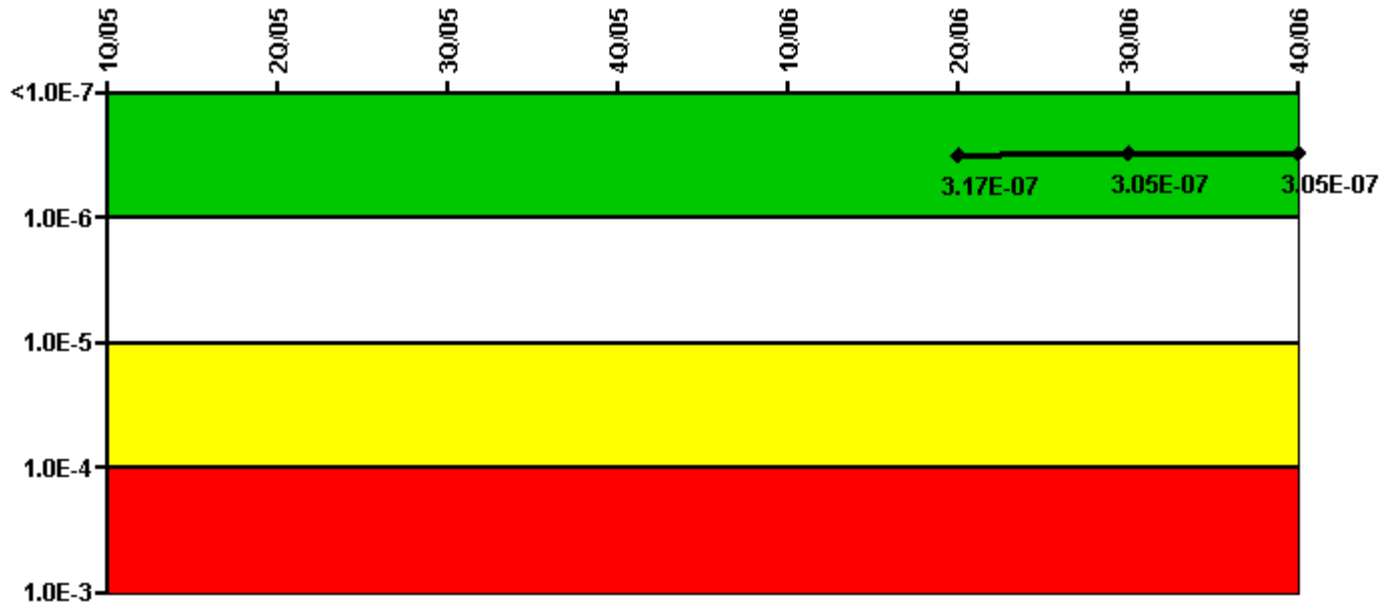
Thresholds: White > 1.00E-6 Yellow > 1.00E-5 Red > 1.00E-4

Notes

Mitigating Systems Performance Index, High Pressure Injection System	1Q/05	2Q/05	3Q/05	4Q/05	1Q/06	2Q/06	3Q/06	4Q/06
UAI (ΔCDF)						-2.70E-08	-2.70E-08	-2.70E-08
URI (ΔCDF)						2.20E-07	2.20E-07	2.20E-07
PLE						NO	NO	NO
Indicator value						1.93E-07	1.93E-07	1.93E-07

Licensee Comments: none

Mitigating Systems Performance Index, Heat Removal System



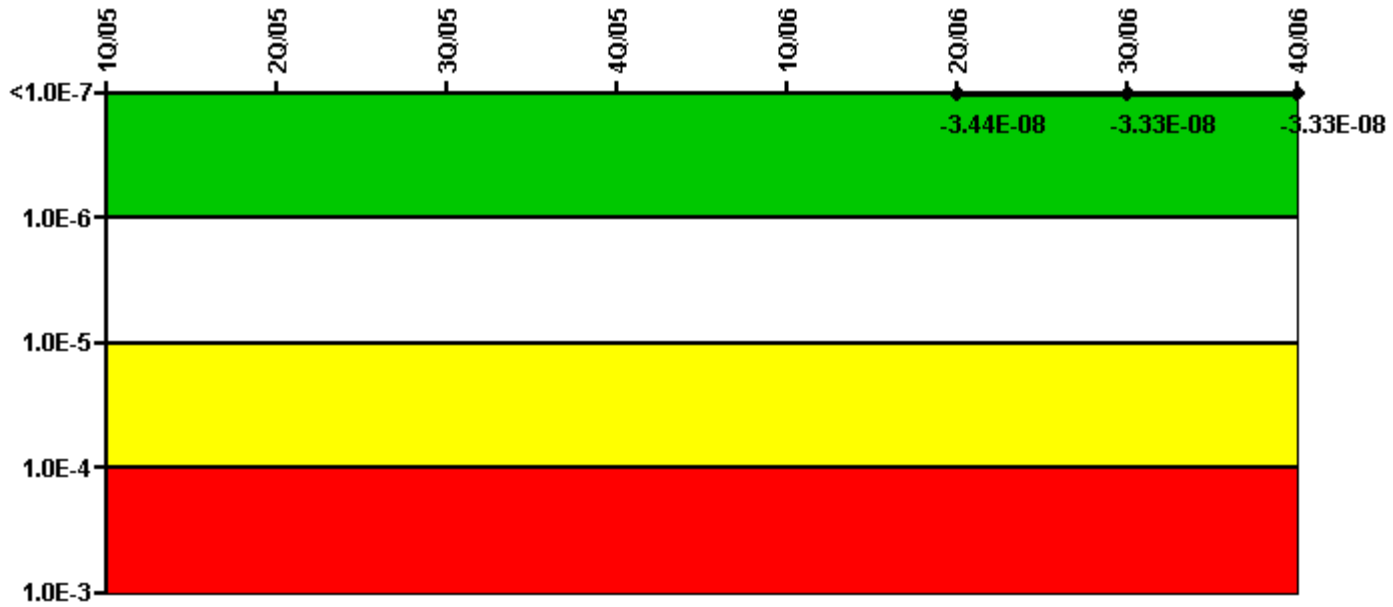
Thresholds: White > 1.00E-6 Yellow > 1.00E-5 Red > 1.00E-4

Notes

Mitigating Systems Performance Index, Heat Removal System	1Q/05	2Q/05	3Q/05	4Q/05	1Q/06	2Q/06	3Q/06	4Q/06
UAI (ΔCDF)						-3.30E-09	-1.50E-08	-1.50E-08
URI (ΔCDF)						3.20E-07	3.20E-07	3.20E-07
PLE						NO	NO	NO
Indicator value						3.17E-07	3.05E-07	3.05E-07

Licensee Comments: none

Mitigating Systems Performance Index, Residual Heat Removal System



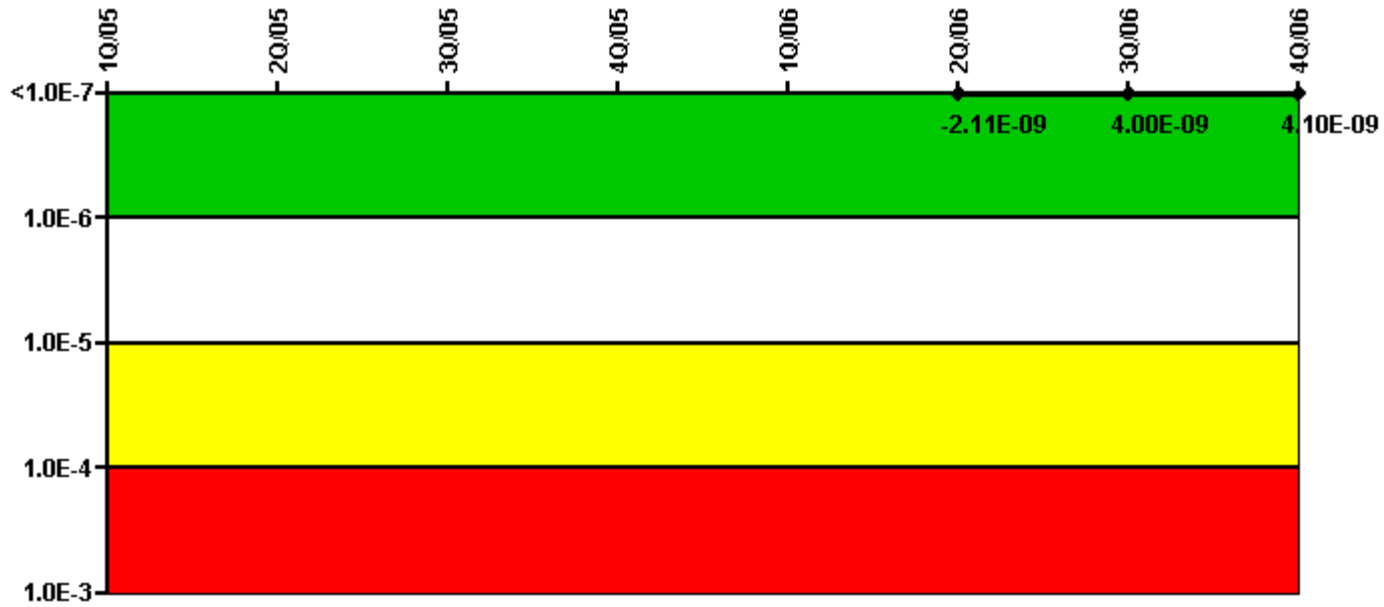
Thresholds: White > 1.00E-6 Yellow > 1.00E-5 Red > 1.00E-4

Notes

Mitigating Systems Performance Index, Residual Heat Removal System	1Q/05	2Q/05	3Q/05	4Q/05	1Q/06	2Q/06	3Q/06	4Q/06
UAI (ΔCDF)						1.60E-09	2.70E-09	2.70E-09
URI (ΔCDF)						-3.60E-08	-3.60E-08	-3.60E-08
PLE						NO	NO	NO
Indicator value						-3.44E-08	-3.33E-08	-3.33E-08

Licensee Comments: none

Mitigating Systems Performance Index, Cooling Water Systems



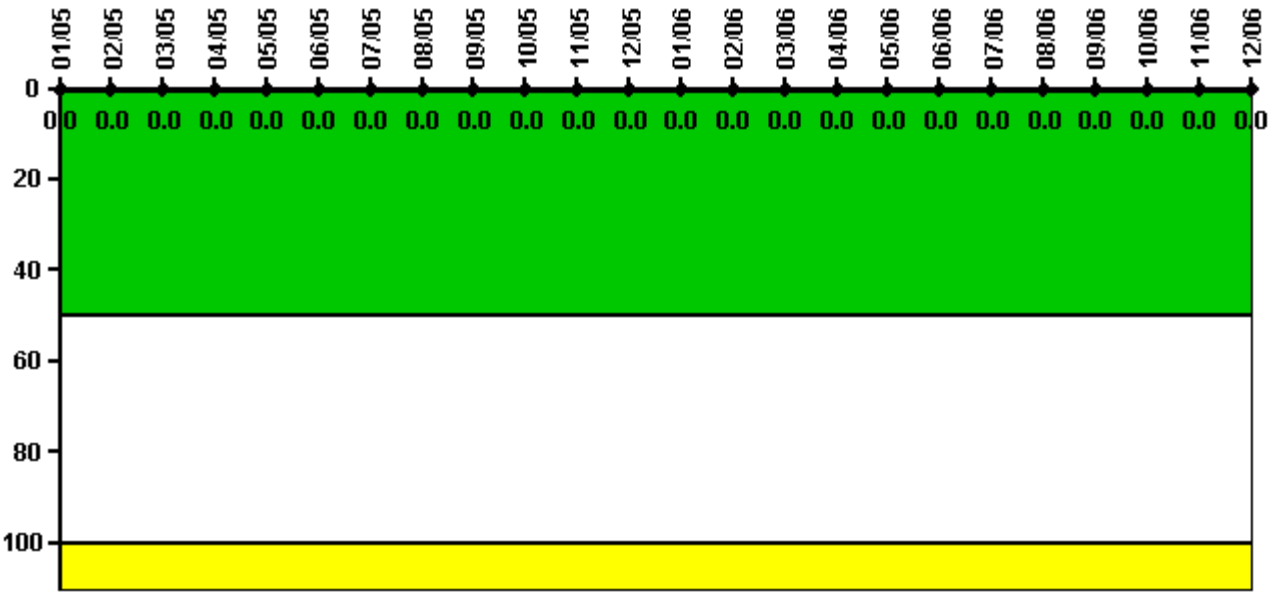
Thresholds: White > 1.00E-6 Yellow > 1.00E-5 Red > 1.00E-4

Notes

Mitigating Systems Performance Index, Cooling Water Systems	1Q/05	2Q/05	3Q/05	4Q/05	1Q/06	2Q/06	3Q/06	4Q/06
UAI (ΔCDF)						9.90E-10	7.10E-09	7.20E-09
URI (ΔCDF)						-3.10E-09	-3.10E-09	-3.10E-09
PLE						NO	NO	NO
Indicator value						-2.11E-09	4.00E-09	4.10E-09

Licensee Comments: none

Reactor Coolant System Activity



Thresholds: White > 50.0 Yellow > 100.0

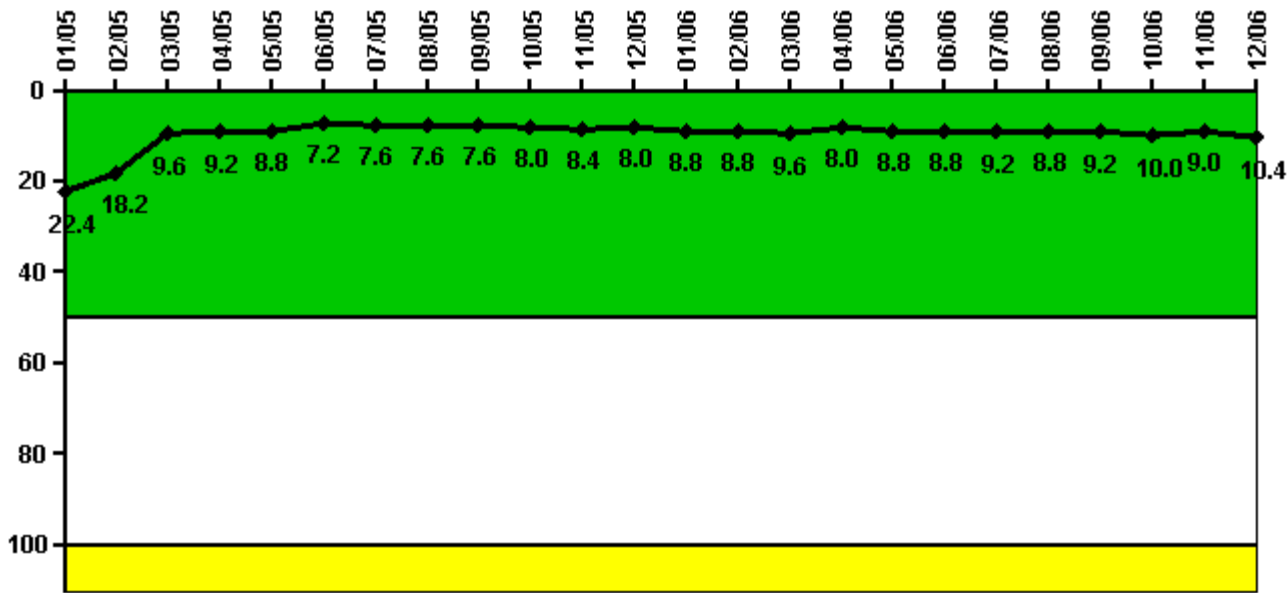
Notes

Reactor Coolant System Activity	1/05	2/05	3/05	4/05	5/05	6/05	7/05	8/05	9/05	10/05	11/05	12/05
Maximum activity	0.000006	0.000006	0.000006	0.000006	0.000007	0.000005	0.000005	0.000006	0.000006	0.000005	0.000006	0.000007
Technical specification limit	0.2	0.2	0.2	0.2	0.2	0.2	0.2	0.2	0.2	0.2	0.2	0.2
Indicator value	0	0	0	0	0	0	0	0	0	0	0	0

Reactor Coolant System Activity	1/06	2/06	3/06	4/06	5/06	6/06	7/06	8/06	9/06	10/06	11/06	12/06
Maximum activity	0.000006	0.000007	0.000006	0.000009	0.000005	0.000004	0.000004	0.000004	0.000006	0.000005	0.000003	0.000059
Technical specification limit	0.2	0.2	0.2	0.2	0.2	0.2	0.2	0.2	0.2	0.2	0.2	0.2
Indicator value	0	0	0	0	0	0	0	0	0	0	0	0

Licensee Comments: none

Reactor Coolant System Leakage



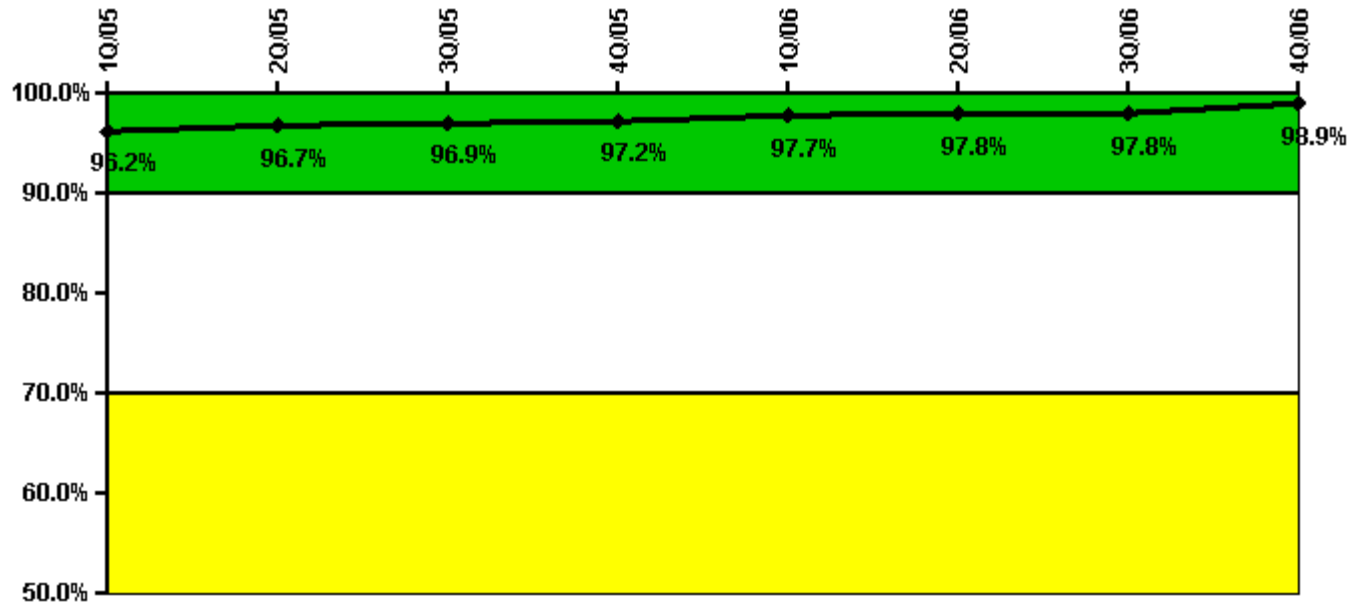
Thresholds: White > 50.0 Yellow > 100.0

Notes

Reactor Coolant System Leakage	1/05	2/05	3/05	4/05	5/05	6/05	7/05	8/05	9/05	10/05	11/05	12/05
Maximum leakage	5.600	4.550	2.400	2.300	2.210	1.800	1.900	1.900	1.900	2.000	2.100	2.000
Technical specification limit	25.0	25.0	25.0	25.0	25.0	25.0	25.0	25.0	25.0	25.0	25.0	25.0
Indicator value	22.4	18.2	9.6	9.2	8.8	7.2	7.6	7.6	7.6	8.0	8.4	8.0
Reactor Coolant System Leakage	1/06	2/06	3/06	4/06	5/06	6/06	7/06	8/06	9/06	10/06	11/06	12/06
Maximum leakage	2.200	2.200	2.400	2.000	2.200	2.200	2.300	2.200	2.300	2.500	2.250	2.600
Technical specification limit	25.0	25.0	25.0	25.0	25.0	25.0	25.0	25.0	25.0	25.0	25.0	25.0
Indicator value	8.8	8.8	9.6	8.0	8.8	8.8	9.2	8.8	9.2	10.0	9.0	10.4

Licensee Comments: none

Drill/Exercise Performance



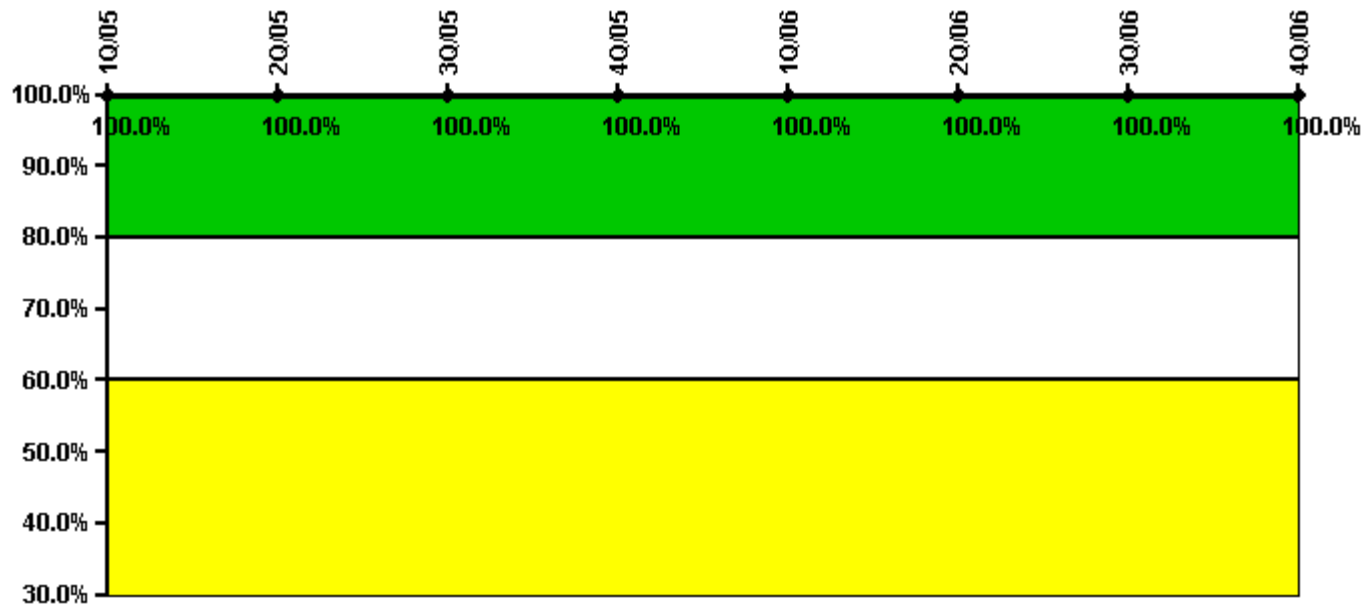
Thresholds: White < 90.0% Yellow < 70.0%

Notes

Drill/Exercise Performance	1Q/05	2Q/05	3Q/05	4Q/05	1Q/06	2Q/06	3Q/06	4Q/06
Successful opportunities	12.0	41.0	32.0	20.0	16.0	54.0	36.0	58.0
Total opportunities	12.0	41.0	32.0	22.0	16.0	55.0	36.0	58.0
Indicator value	96.2%	96.7%	96.9%	97.2%	97.7%	97.8%	97.8%	98.9%

Licensee Comments: none

ERO Drill Participation



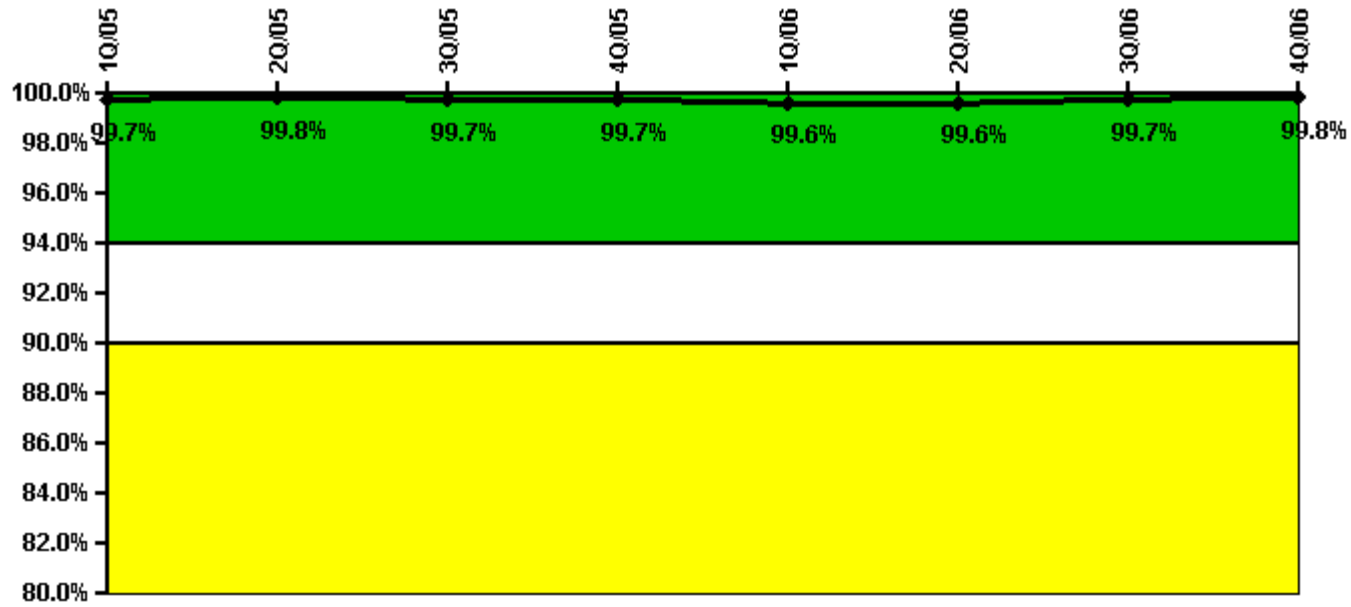
Thresholds: White < 80.0% Yellow < 60.0%

Notes

ERO Drill Participation	1Q/05	2Q/05	3Q/05	4Q/05	1Q/06	2Q/06	3Q/06	4Q/06
Participating Key personnel	68.0	70.0	64.0	66.0	67.0	69.0	69.0	69.0
Total Key personnel	68.0	70.0	64.0	66.0	67.0	69.0	69.0	69.0
Indicator value	100.0%	100.0%	100.0%	100.0%	100.0%	100.0%	100.0%	100.0%

Licensee Comments: none

Alert & Notification System



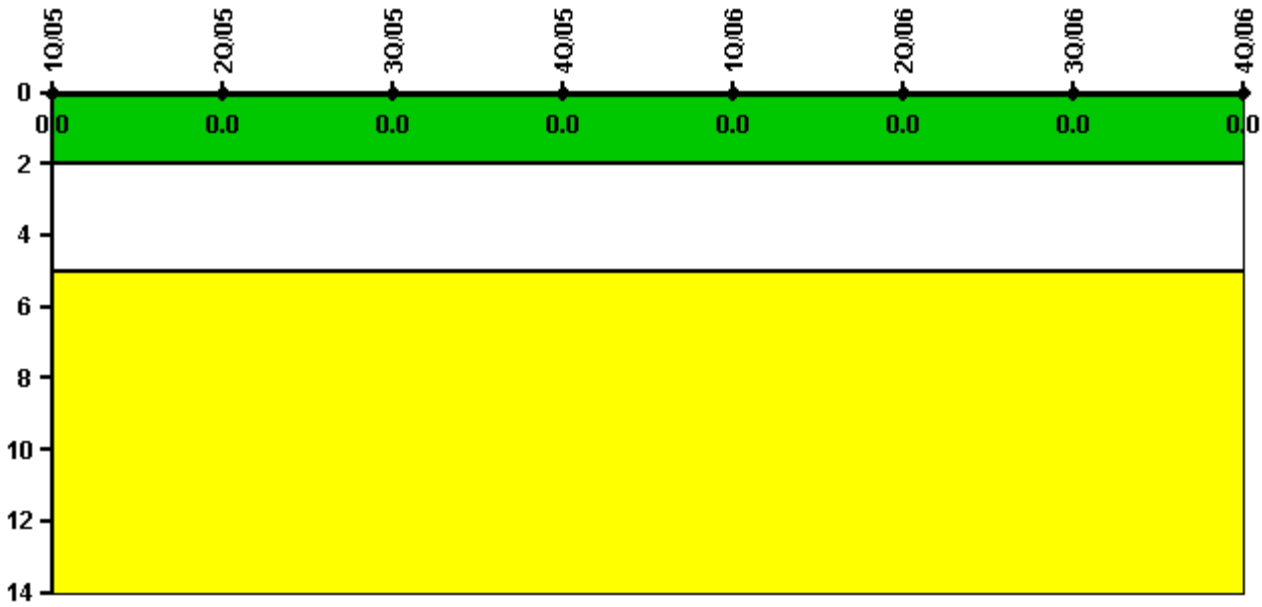
Thresholds: White < 94.0% Yellow < 90.0%

Notes

Alert & Notification System	1Q/05	2Q/05	3Q/05	4Q/05	1Q/06	2Q/06	3Q/06	4Q/06
Successful siren-tests	2143	2138	2133	2140	2138	2138	2140	2143
Total sirens-tests	2145	2145	2145	2145	2145	2145	2145	2145
Indicator value	99.7%	99.8%	99.7%	99.7%	99.6%	99.6%	99.7%	99.8%

Licensee Comments: none

Occupational Exposure Control Effectiveness



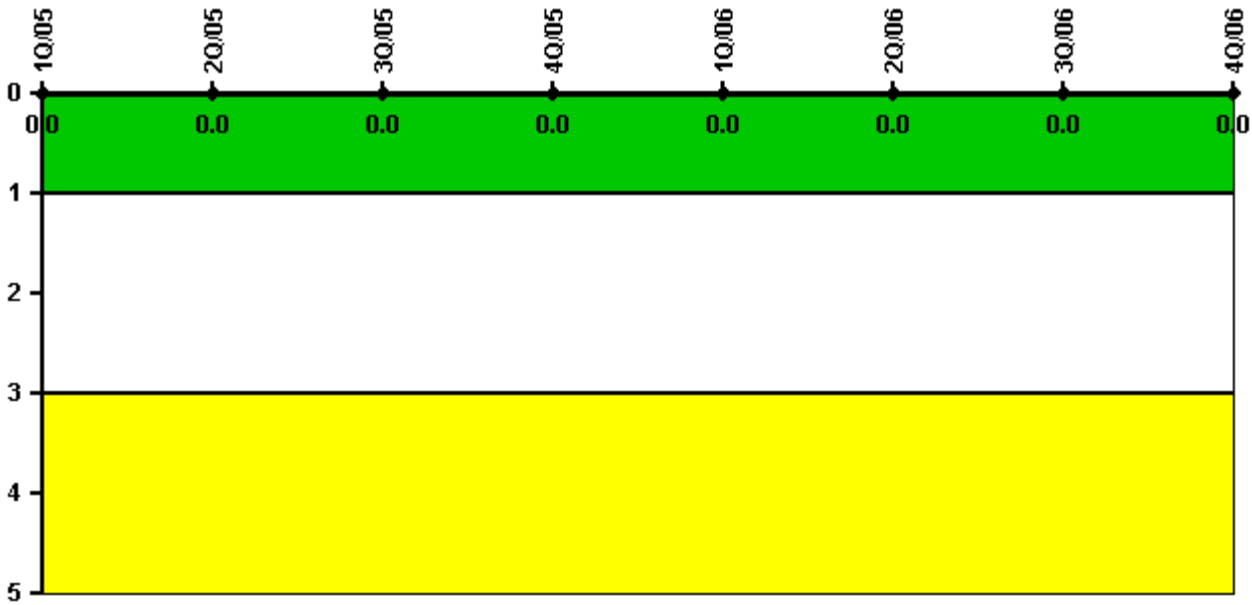
Thresholds: White > 2.0 Yellow > 5.0

Notes

Occupational Exposure Control Effectiveness	1Q/05	2Q/05	3Q/05	4Q/05	1Q/06	2Q/06	3Q/06	4Q/06
High radiation area occurrences	0	0	0	0	0	0	0	0
Very high radiation area occurrences	0	0	0	0	0	0	0	0
Unintended exposure occurrences	0	0	0	0	0	0	0	0
Indicator value	0	0	0	0	0	0	0	0

Licensee Comments: none

RETS/ODCM Radiological Effluent



Thresholds: White > 1.0 Yellow > 3.0

Notes

RETS/ODCM Radiological Effluent	1Q/05	2Q/05	3Q/05	4Q/05	1Q/06	2Q/06	3Q/06	4Q/06
RETS/ODCM occurrences	0	0	0	0	0	0	0	0
Indicator value	0	0	0	0	0	0	0	0

Licensee Comments: none

[Physical Protection](#) information not publicly available.