

# La Salle 2

## 4Q/2006 Performance Indicators

Licensee's General Comments: none

### Unplanned Scrams per 7000 Critical Hrs



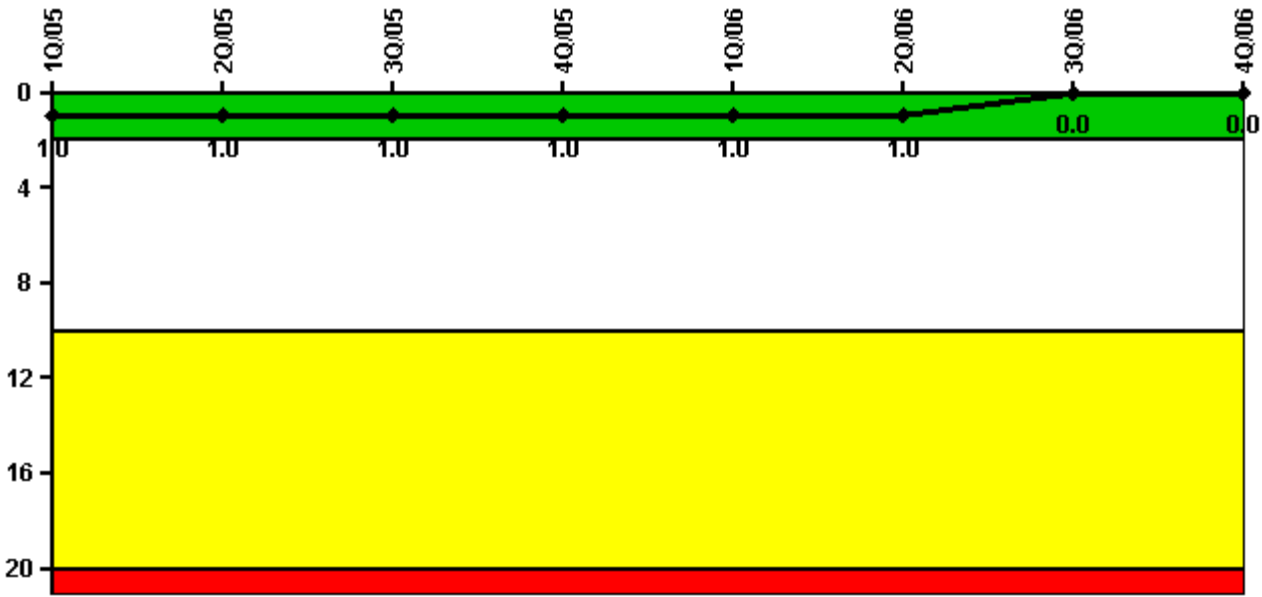
Thresholds: White > 3.0 Yellow > 6.0 Red > 25.0

### Notes

Unplanned Scrams per 7000 Critical Hrs	1Q/05	2Q/05	3Q/05	4Q/05	1Q/06	2Q/06	3Q/06	4Q/06
Unplanned scrams	0	0	0	0	0	0	0	0
Critical hours	1289.5	2183.0	2208.0	2209.0	2160.0	2183.0	2208.0	2209.0
Indicator value	0	0	0	0	0	0	0	0

Licensee Comments: none

### Scrams with Loss of Normal Heat Removal



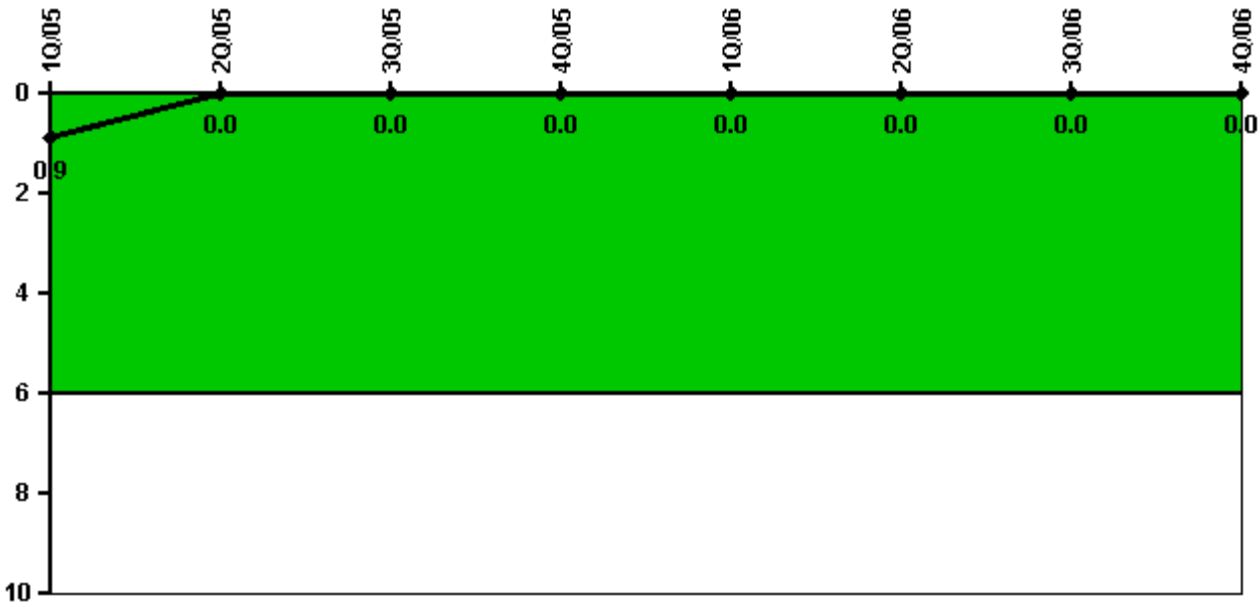
Thresholds: White > 2.0 Yellow > 10.0 Red > 20.0

#### Notes

Scrams with Loss of Normal Heat Removal	1Q/05	2Q/05	3Q/05	4Q/05	1Q/06	2Q/06	3Q/06	4Q/06
Scrams	0	0	0	0	0	0	0	0
Indicator value	1.0	1.0	1.0	1.0	1.0	1.0	0	0

Licensee Comments: none

### Unplanned Power Changes per 7000 Critical Hrs



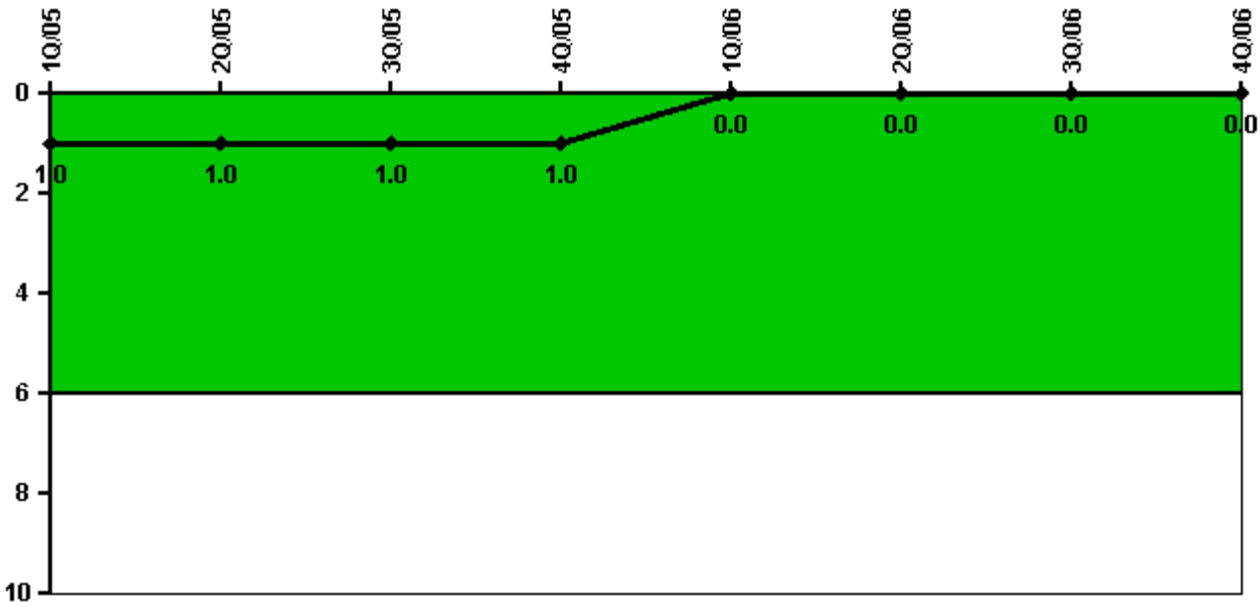
Thresholds: White > 6.0

#### Notes

Unplanned Power Changes per 7000 Critical Hrs	1Q/05	2Q/05	3Q/05	4Q/05	1Q/06	2Q/06	3Q/06	4Q/06
Unplanned power changes	0	0	0	0	0	0	0	0
Critical hours	1289.5	2183.0	2208.0	2209.0	2160.0	2183.0	2208.0	2209.0
Indicator value	0.9	0	0	0	0	0	0	0

Licensee Comments: none

### Safety System Functional Failures (BWR)



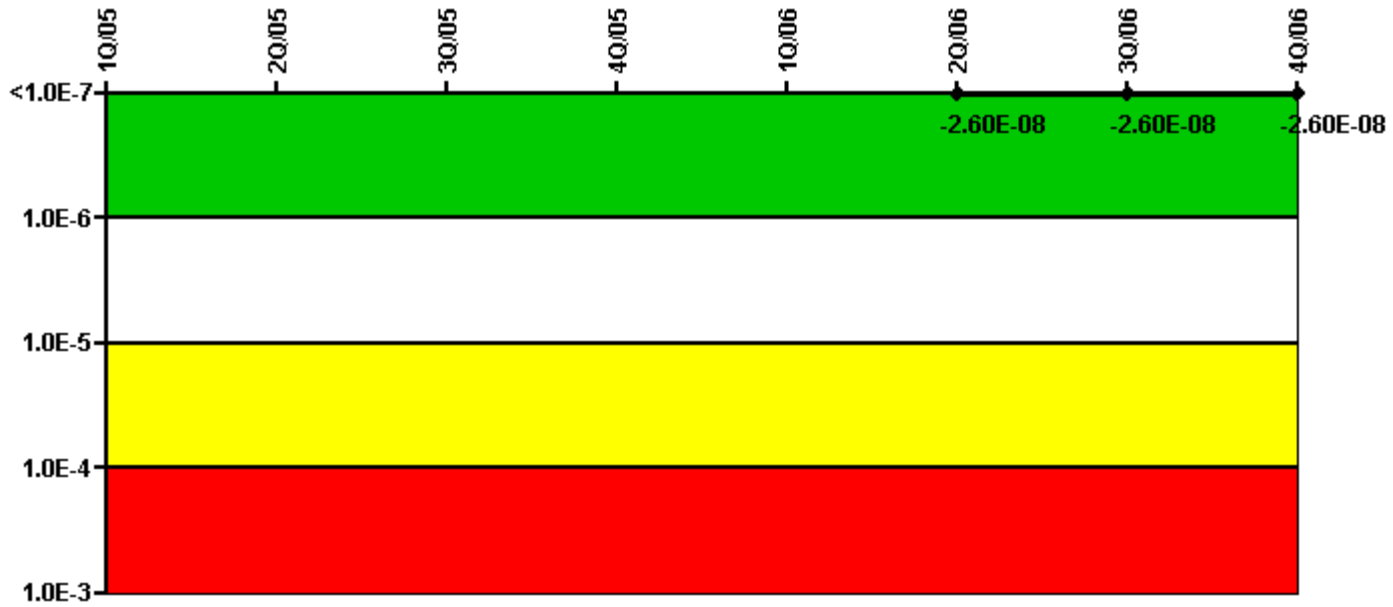
Thresholds: White > 6.0

#### Notes

Safety System Functional Failures (BWR)	1Q/05	2Q/05	3Q/05	4Q/05	1Q/06	2Q/06	3Q/06	4Q/06
Safety System Functional Failures	1	0	0	0	0	0	0	0
Indicator value	1	1	1	1	0	0	0	0

Licensee Comments: none

### Mitigating Systems Performance Index, Emergency AC Power System



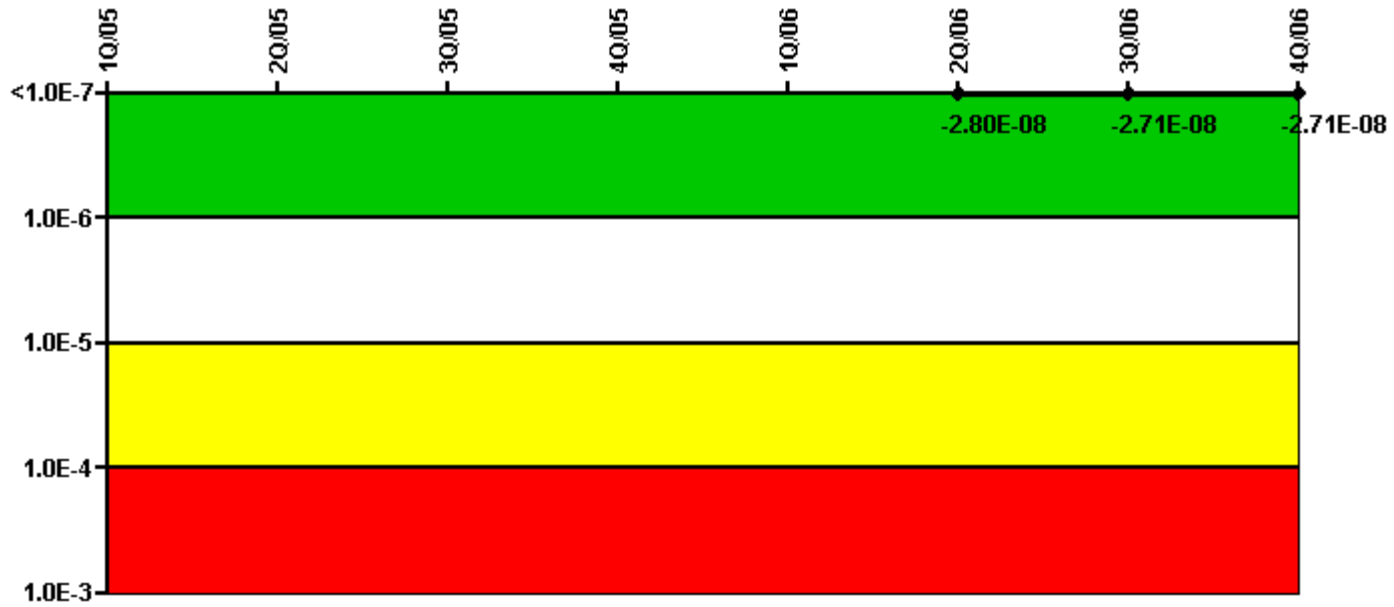
Thresholds: White > 1.00E-6 Yellow > 1.00E-5 Red > 1.00E-4

#### Notes

Mitigating Systems Performance Index, Emergency AC Power System	1Q/05	2Q/05	3Q/05	4Q/05	1Q/06	2Q/06	3Q/06	4Q/06
UAI ( $\Delta$ CDF)						-1.30E-08	-1.30E-08	-1.30E-08
URI ( $\Delta$ CDF)						-1.30E-08	-1.30E-08	-1.30E-08
PLE						NO	NO	NO
Indicator value						-2.60E-08	-2.60E-08	-2.60E-08

Licensee Comments: none

### Mitigating Systems Performance Index, High Pressure Injection System



Thresholds: White > 1.00E-6 Yellow > 1.00E-5 Red > 1.00E-4

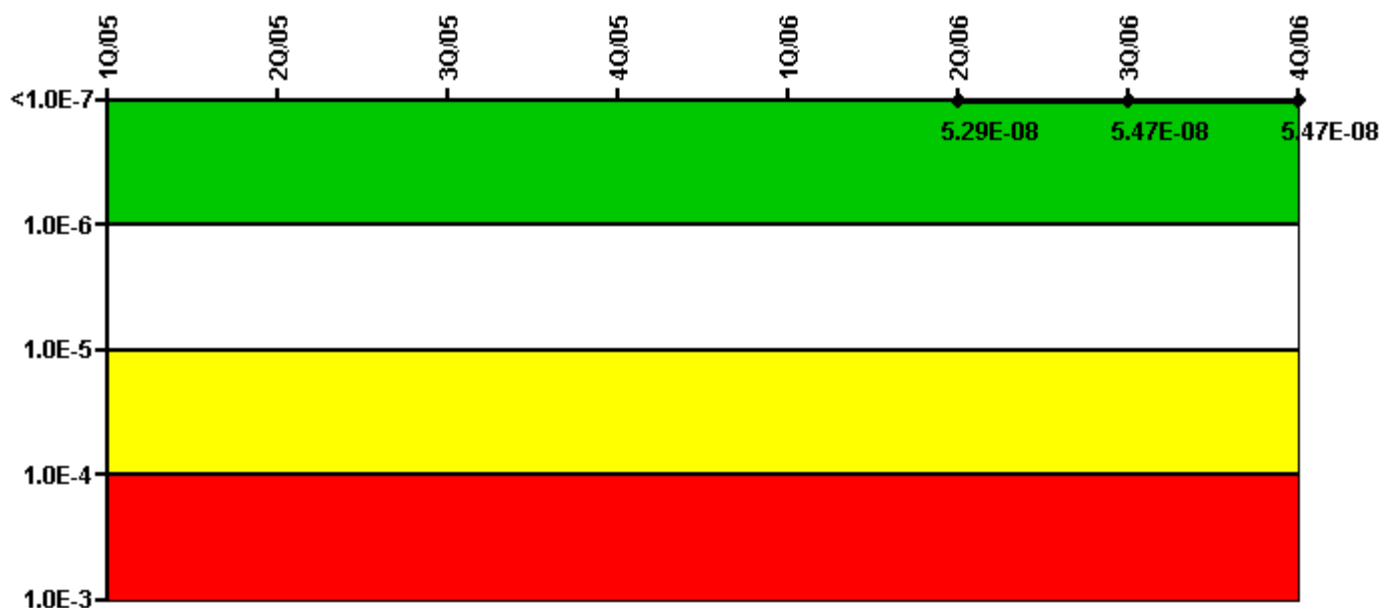
**Notes**

Mitigating Systems Performance Index, High Pressure Injection System	1Q/05	2Q/05	3Q/05	4Q/05	1Q/06	2Q/06	3Q/06	4Q/06
UAI (ΔCDF)						-1.00E-09	-1.10E-09	-1.10E-09
URI (ΔCDF)						-2.70E-08	-2.60E-08	-2.60E-08
PLE						NO	NO	NO
Indicator value						-2.80E-08	-2.71E-08	-2.71E-08

Licensee Comments:

4Q/06: An internal review identified a number of minor discrepancies in MSPI data submitted in previous quarters. These discrepancies have been corrected in the 4th quarter 2006 submittal, and did not result in a change in current or past indicator color. This occurrence has been entered into the plant's corrective action program.

### Mitigating Systems Performance Index, Heat Removal System



Thresholds: White > 1.00E-6 Yellow > 1.00E-5 Red > 1.00E-4

#### Notes

Mitigating Systems Performance Index, Heat Removal System	1Q/05	2Q/05	3Q/05	4Q/05	1Q/06	2Q/06	3Q/06	4Q/06
UAI ( $\Delta$ CDF)						8.50E-10	7.40E-10	7.40E-10
URI ( $\Delta$ CDF)						5.20E-08	5.40E-08	5.40E-08
PLE						NO	NO	NO
Indicator value						5.29E-08	5.47E-08	5.47E-08

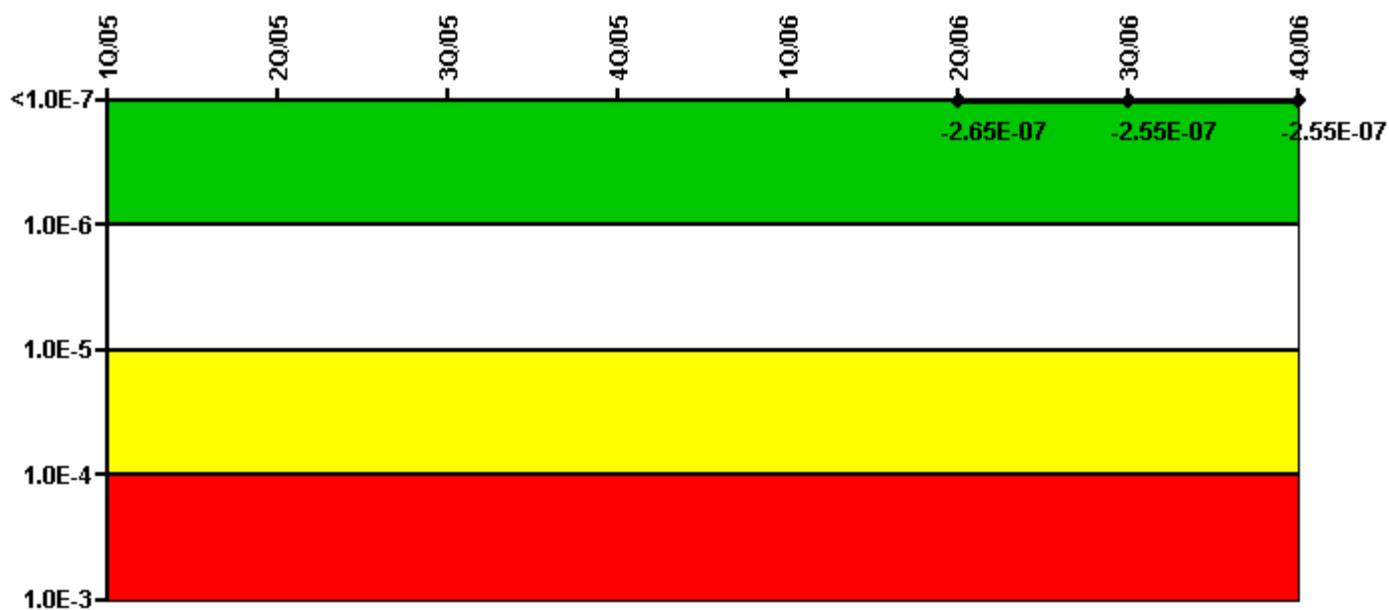
#### Licensee Comments:

4Q/06: Changed PRA Parameter(s). An internal review identified a number of minor discrepancies in MSPI data submitted in previous quarters. These discrepancies have been corrected in the 4th quarter 2006 submittal, and did not result in a change in current or past indicator color. This occurrence has been entered into the plant's corrective action program.

3Q/06: Changed PRA Parameter(s).

2Q/06: Changed PRA Parameter(s).

### Mitigating Systems Performance Index, Residual Heat Removal System



Thresholds: White > 1.00E-6 Yellow > 1.00E-5 Red > 1.00E-4

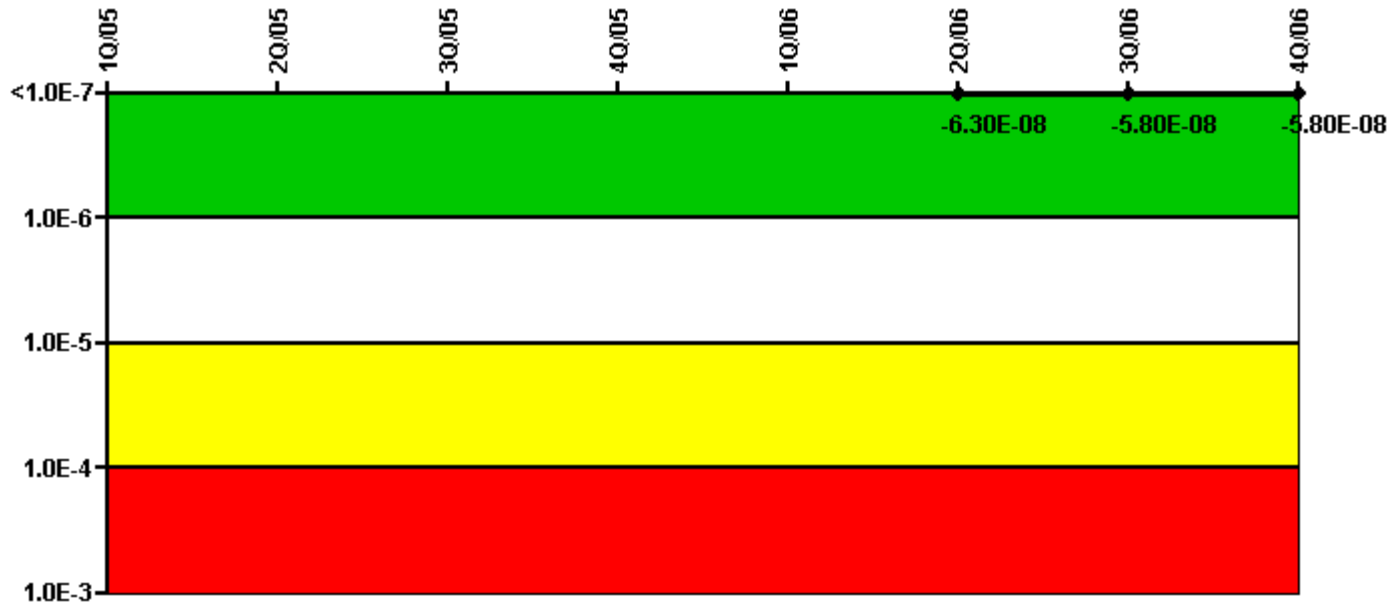
#### Notes

Mitigating Systems Performance Index, Residual Heat Removal System	1Q/05	2Q/05	3Q/05	4Q/05	1Q/06	2Q/06	3Q/06	4Q/06
UAI ( $\Delta$ CDF)						-9.50E-08	-9.50E-08	-9.50E-08
URI ( $\Delta$ CDF)						-1.70E-07	-1.60E-07	-1.60E-07
PLE						NO	NO	NO
Indicator value						-2.65E-07	-2.55E-07	-2.55E-07

Licensee Comments: none



### Mitigating Systems Performance Index, Cooling Water Systems



Thresholds: White > 1.00E-6 Yellow > 1.00E-5 Red > 1.00E-4

**Notes**

Mitigating Systems Performance Index, Cooling Water Systems	1Q/05	2Q/05	3Q/05	4Q/05	1Q/06	2Q/06	3Q/06	4Q/06
UAI (ΔCDF)						2.40E-08	2.40E-08	2.40E-08
URI (ΔCDF)						-8.70E-08	-8.20E-08	-8.20E-08
PLE						NO	NO	NO
Indicator value						-6.30E-08	-5.80E-08	-5.80E-08

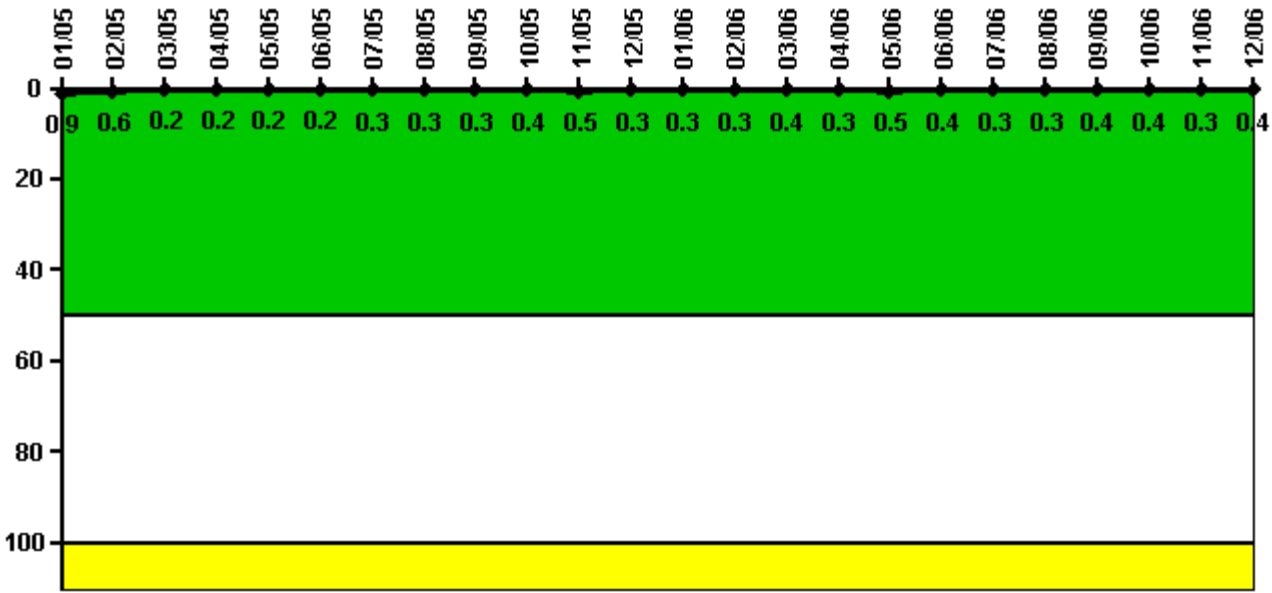
Licensee Comments:

4Q/06: Changed PRA Parameter(s). An internal review identified a number of minor discrepancies in MSPI data submitted in previous quarters. These discrepancies have been corrected in the 4th quarter 2006 submittal, and did not result in a change in current or past indicator color. This occurrence has been entered into the plant's corrective action program.

3Q/06: Changed PRA Parameter(s).

2Q/06: Changed PRA Parameter(s).

### Reactor Coolant System Activity



Thresholds: White > 50.0 Yellow > 100.0

#### Notes

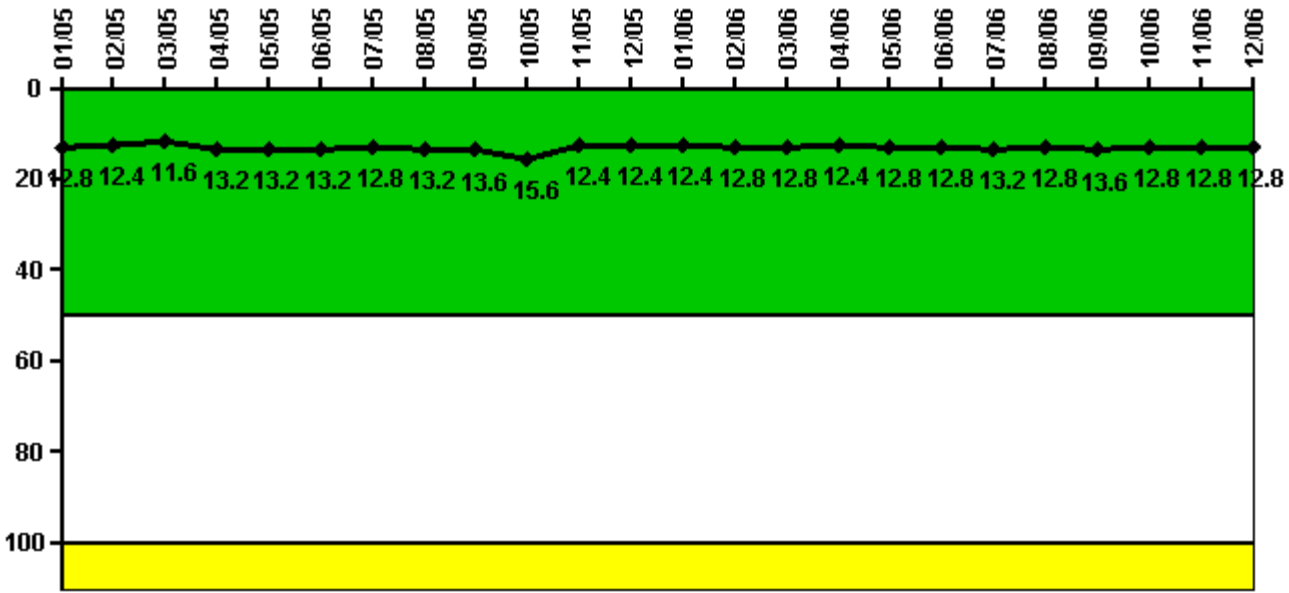
Reactor Coolant System Activity	1/05	2/05	3/05	4/05	5/05	6/05	7/05	8/05	9/05	10/05	11/05	12/05
Maximum activity	0.001740	0.001210	0.000491	0.000445	0.000447	0.000489	0.000547	0.000676	0.000518	0.000818	0.001090	0.000597
Technical specification limit	0.2	0.2	0.2	0.2	0.2	0.2	0.2	0.2	0.2	0.2	0.2	0.2
Indicator value	0.9	0.6	0.2	0.2	0.2	0.2	0.3	0.3	0.3	0.4	0.5	0.3

Reactor Coolant System Activity	1/06	2/06	3/06	4/06	5/06	6/06	7/06	8/06	9/06	10/06	11/06	12/06
Maximum activity	0.000531	0.000562	0.000716	0.000686	0.000939	0.000796	0.000563	0.000657	0.000772	0.000715	0.000594	0.000828
Technical specification limit	0.2	0.2	0.2	0.2	0.2	0.2	0.2	0.2	0.2	0.2	0.2	0.2
Indicator value	0.3	0.3	0.4	0.3	0.5	0.4	0.3	0.3	0.4	0.4	0.3	0.4

Licensee Comments: none

### Reactor Coolant System Leakage



Thresholds: White > 50.0 Yellow > 100.0

**Notes**

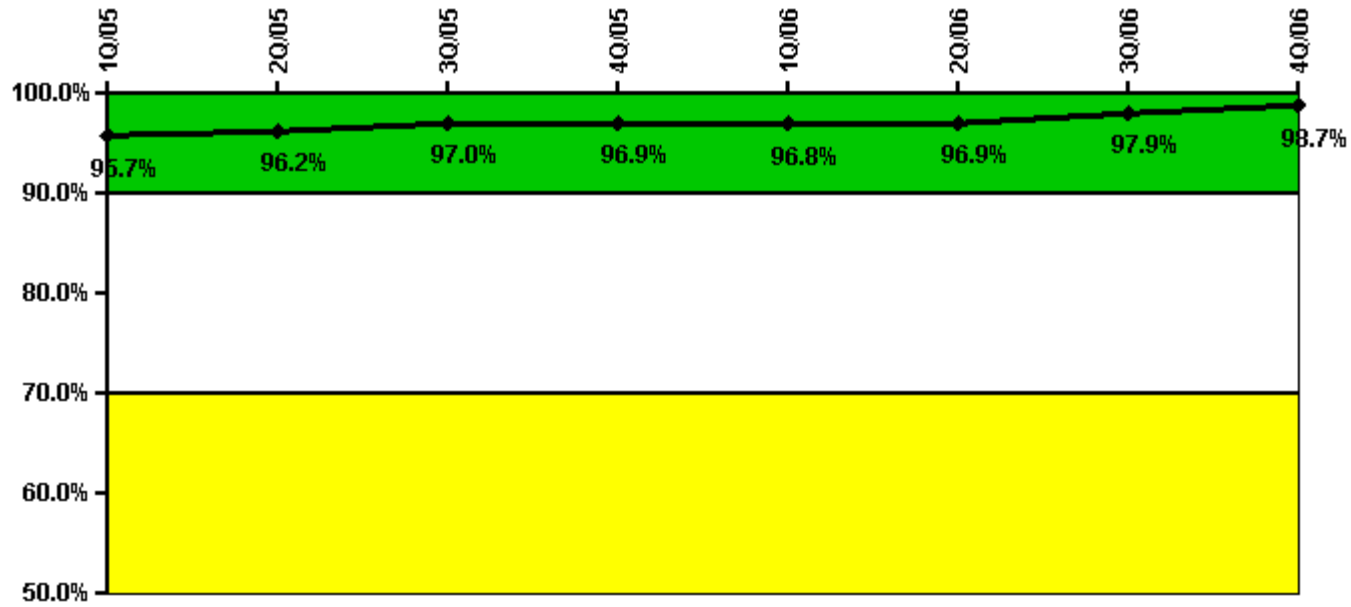
Reactor Coolant System Leakage	1/05	2/05	3/05	4/05	5/05	6/05	7/05	8/05	9/05	10/05	11/05	12/05
Maximum leakage	3.200	3.100	2.900	3.300	3.300	3.300	3.200	3.300	3.400	3.900	3.100	3.100
Technical specification limit	25.0	25.0	25.0	25.0	25.0	25.0	25.0	25.0	25.0	25.0	25.0	25.0
Indicator value	12.8	12.4	11.6	13.2	13.2	13.2	12.8	13.2	13.6	15.6	12.4	12.4

Reactor Coolant System Leakage	1/06	2/06	3/06	4/06	5/06	6/06	7/06	8/06	9/06	10/06	11/06	12/06
Maximum leakage	3.100	3.200	3.200	3.100	3.200	3.200	3.300	3.200	3.400	3.200	3.200	3.200
Technical specification limit	25.0	25.0	25.0	25.0	25.0	25.0	25.0	25.0	25.0	25.0	25.0	25.0
Indicator value	12.4	12.8	12.8	12.4	12.8	12.8	13.2	12.8	13.6	12.8	12.8	12.8

Licensee Comments: none

### Drill/Exercise Performance



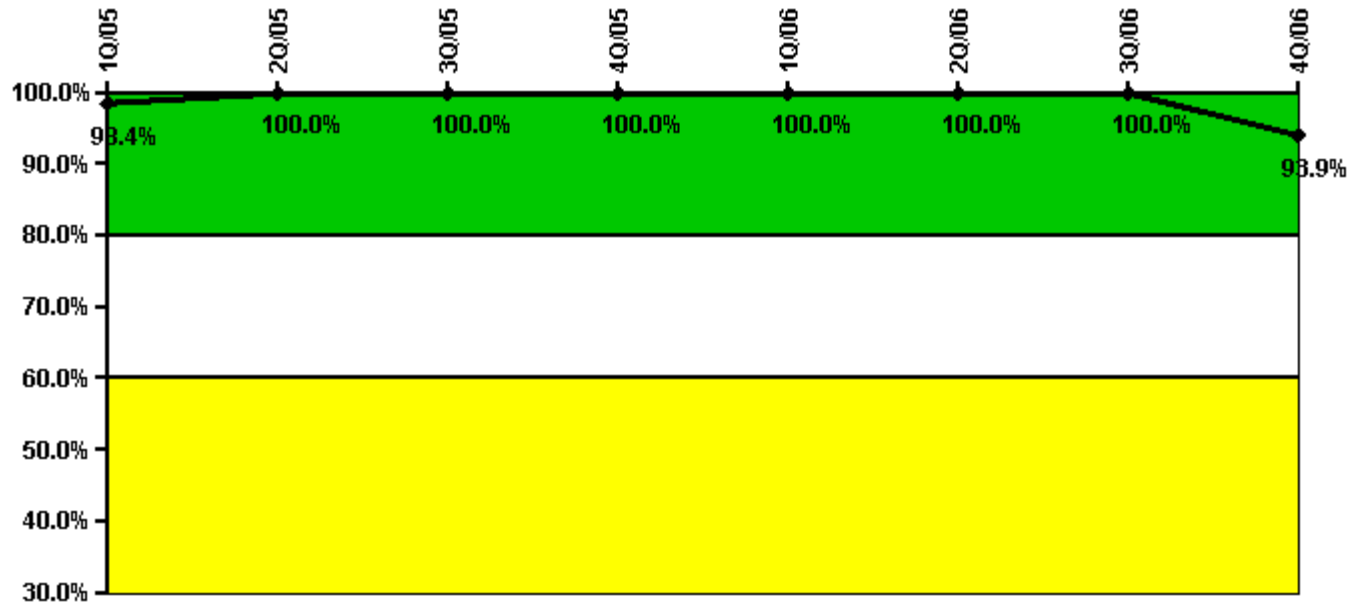
Thresholds: White < 90.0% Yellow < 70.0%

#### Notes

Drill/Exercise Performance	1Q/05	2Q/05	3Q/05	4Q/05	1Q/06	2Q/06	3Q/06	4Q/06
Successful opportunities	2.0	56.0	61.0	59.0	18.0	41.0	30.0	42.0
Total opportunities	2.0	56.0	62.0	60.0	18.0	42.0	30.0	43.0
Indicator value	95.7%	96.2%	97.0%	96.9%	96.8%	96.9%	97.9%	98.7%

Licensee Comments: none

### ERO Drill Participation



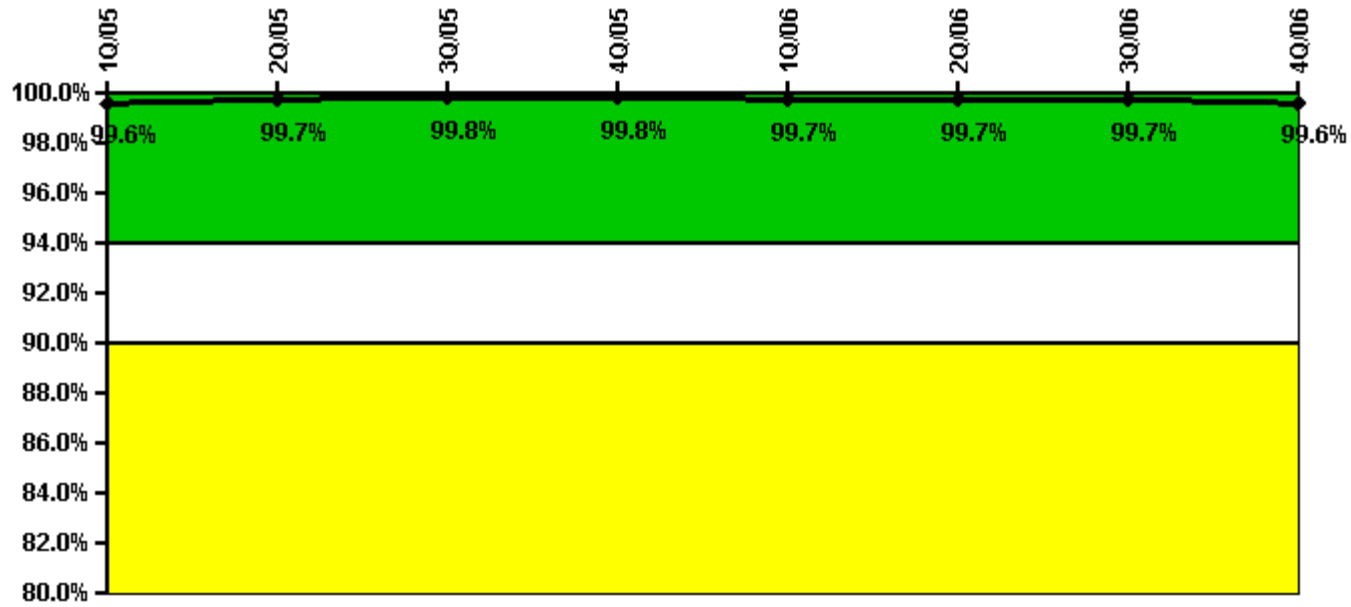
Thresholds: White < 80.0% Yellow < 60.0%

#### Notes

ERO Drill Participation	1Q/05	2Q/05	3Q/05	4Q/05	1Q/06	2Q/06	3Q/06	4Q/06
Participating Key personnel	62.0	62.0	59.0	61.0	63.0	63.0	60.0	62.0
Total Key personnel	63.0	62.0	59.0	61.0	63.0	63.0	60.0	66.0
Indicator value	98.4%	100.0%	100.0%	100.0%	100.0%	100.0%	100.0%	93.9%

Licensee Comments: none

### Alert & Notification System



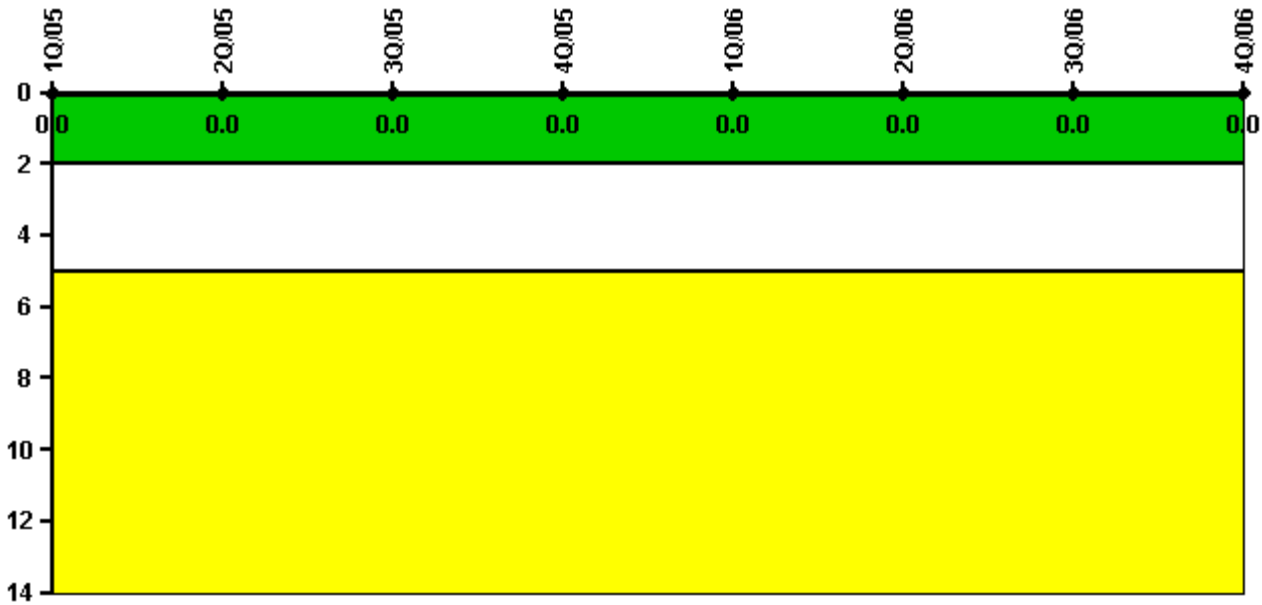
Thresholds: White < 94.0% Yellow < 90.0%

#### Notes

Alert & Notification System	1Q/05	2Q/05	3Q/05	4Q/05	1Q/06	2Q/06	3Q/06	4Q/06
Successful siren-tests	3195	3195	3185	3196	3241	3191	3189	3131
Total sirens-tests	3200	3200	3200	3200	3250	3200	3200	3150
Indicator value	99.6%	99.7%	99.8%	99.8%	99.7%	99.7%	99.7%	99.6%

Licensee Comments: none

### Occupational Exposure Control Effectiveness



Thresholds: White > 2.0 Yellow > 5.0

**Notes**

Occupational Exposure Control Effectiveness	1Q/05	2Q/05	3Q/05	4Q/05	1Q/06	2Q/06	3Q/06	4Q/06
High radiation area occurrences	0	0	0	0	0	0	0	0
Very high radiation area occurrences	0	0	0	0	0	0	0	0
Unintended exposure occurrences	0	0	0	0	0	0	0	0
<b>Indicator value</b>	<b>0</b>	<b>0</b>	<b>0</b>	<b>0</b>	<b>0</b>	<b>0</b>	<b>0</b>	<b>0</b>

Licensee Comments: none

### RETS/ODCM Radiological Effluent



Thresholds: White > 1.0 Yellow > 3.0

#### Notes

RETS/ODCM Radiological Effluent	1Q/05	2Q/05	3Q/05	4Q/05	1Q/06	2Q/06	3Q/06	4Q/06
RETS/ODCM occurrences	0	0	0	0	0	0	0	0
Indicator value	0	0	0	0	0	0	0	0

Licensee Comments: none

[Physical Protection](#) information not publicly available.