

# Braidwood 1

## 4Q/2006 Performance Indicators

Licensee's General Comments: none

### Unplanned Scrams per 7000 Critical Hrs



Thresholds: White > 3.0 Yellow > 6.0 Red > 25.0

### Notes

Unplanned Scrams per 7000 Critical Hrs	1Q/05	2Q/05	3Q/05	4Q/05	1Q/06	2Q/06	3Q/06	4Q/06
Unplanned scrams	0	0	0	0	0	0	0	0
Critical hours	2160.0	2183.0	2088.0	2209.0	2160.0	1784.7	2208.0	2209.0
Indicator value	0	0	0	0	0	0	0	0

Licensee Comments: none

### Scrams with Loss of Normal Heat Removal



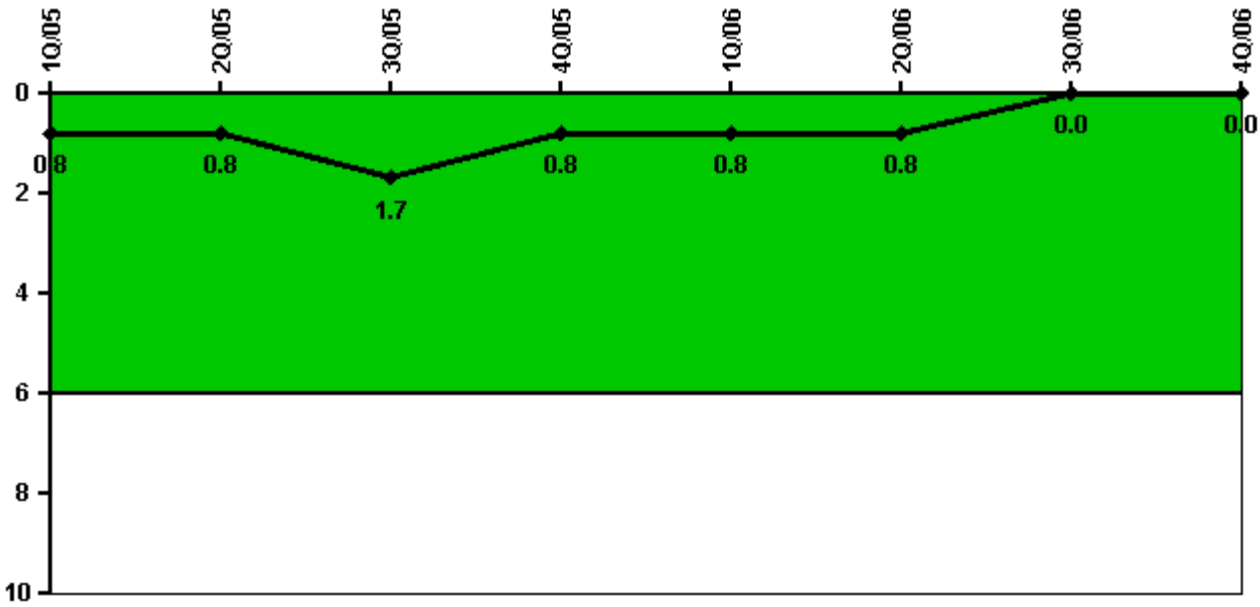
Thresholds: White > 2.0 Yellow > 10.0 Red > 20.0

#### Notes

Scrams with Loss of Normal Heat Removal	1Q/05	2Q/05	3Q/05	4Q/05	1Q/06	2Q/06	3Q/06	4Q/06
Scrams	0	0	0	0	0	0	0	0
Indicator value	0	0	0	0	0	0	0	0

Licensee Comments: none

### Unplanned Power Changes per 7000 Critical Hrs



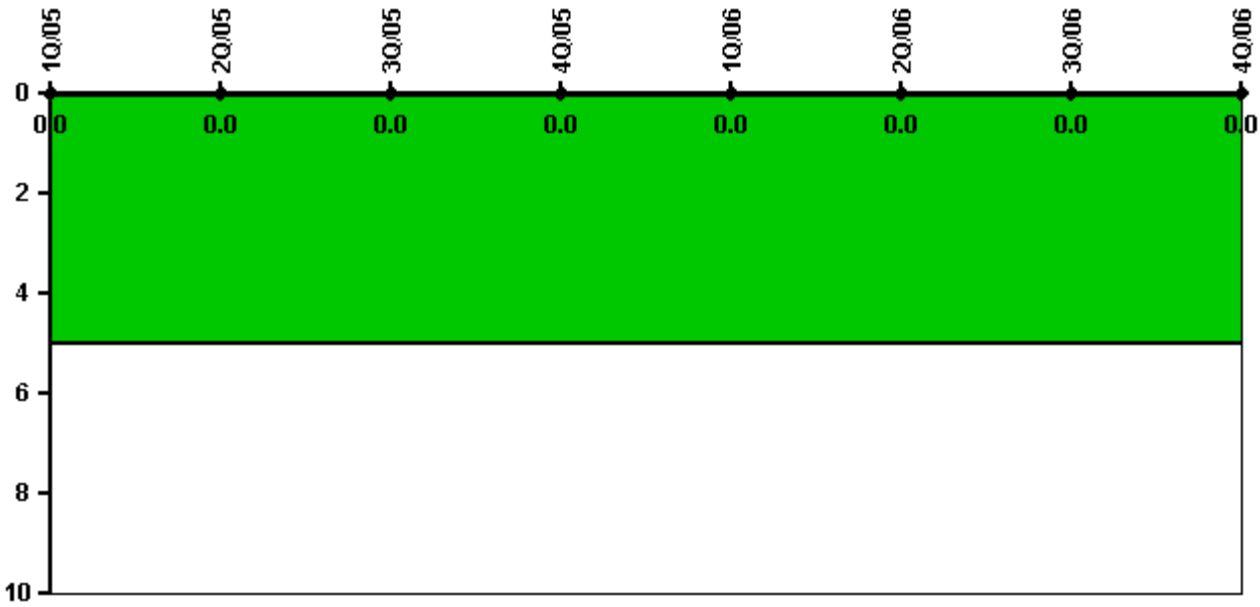
Thresholds: White > 6.0

#### Notes

Unplanned Power Changes per 7000 Critical Hrs	1Q/05	2Q/05	3Q/05	4Q/05	1Q/06	2Q/06	3Q/06	4Q/06
Unplanned power changes	0	0	1.0	0	0	0	0	0
Critical hours	2160.0	2183.0	2088.0	2209.0	2160.0	1784.7	2208.0	2209.0
Indicator value	0.8	0.8	1.7	0.8	0.8	0.8	0	0

Licensee Comments: none

### Safety System Functional Failures (PWR)



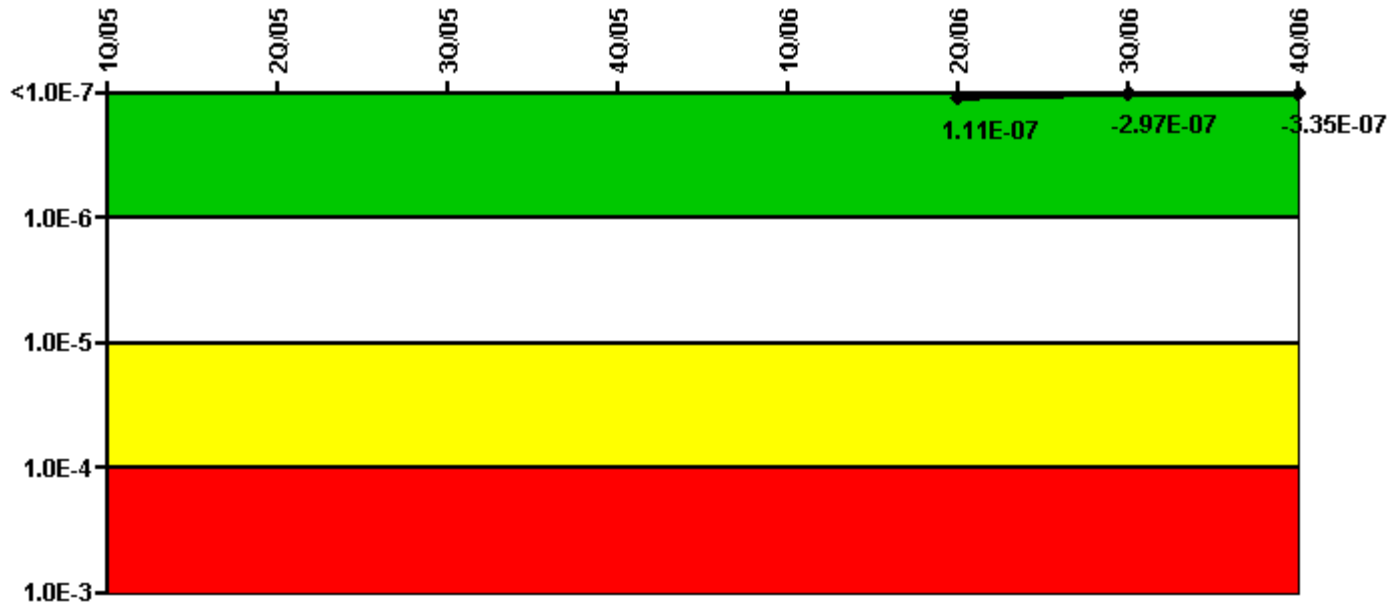
Thresholds: White > 5.0

#### Notes

Safety System Functional Failures (PWR)	1Q/05	2Q/05	3Q/05	4Q/05	1Q/06	2Q/06	3Q/06	4Q/06
Safety System Functional Failures	0	0	0	0	0	0	0	0
Indicator value	0	0	0	0	0	0	0	0

Licensee Comments: none

### Mitigating Systems Performance Index, Emergency AC Power System



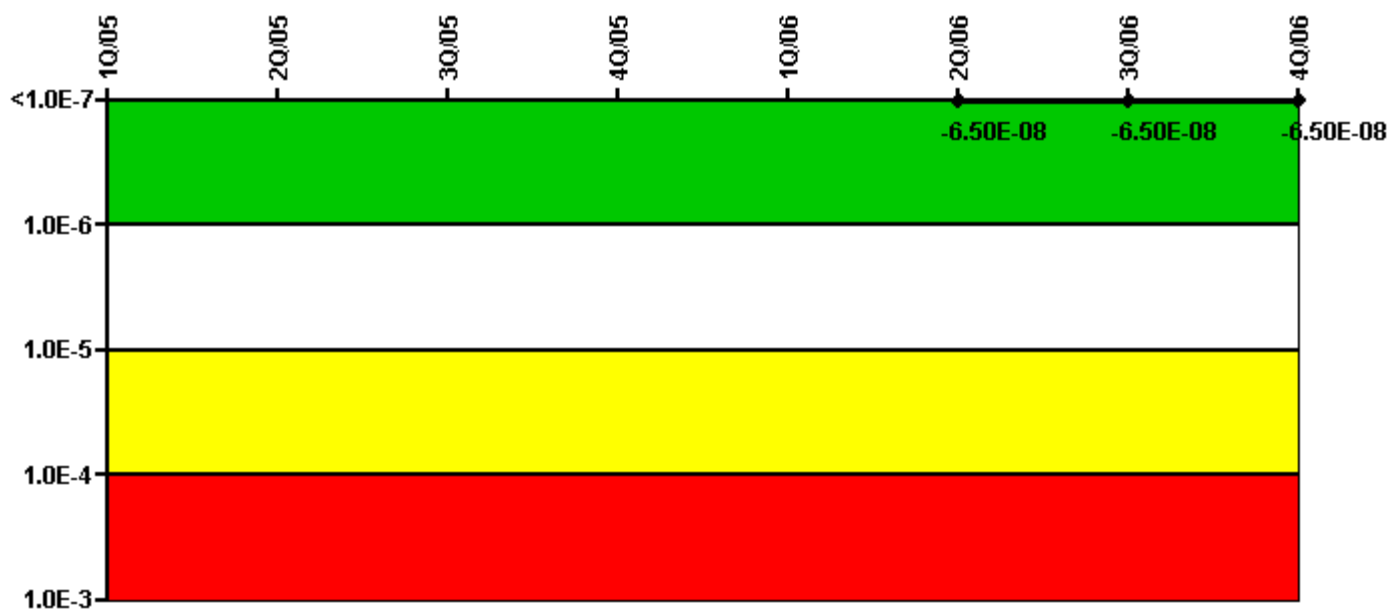
Thresholds: White > 1.00E-6 Yellow > 1.00E-5 Red > 1.00E-4

#### Notes

Mitigating Systems Performance Index, Emergency AC Power System	1Q/05	2Q/05	3Q/05	4Q/05	1Q/06	2Q/06	3Q/06	4Q/06
UAI ( $\Delta$ CDF)						4.30E-08	-7.40E-09	-4.50E-09
URI ( $\Delta$ CDF)						6.80E-08	-2.90E-07	-3.30E-07
PLE						NO	NO	NO
Indicator value						1.11E-07	-2.97E-07	-3.35E-07

Licensee Comments: none

### Mitigating Systems Performance Index, High Pressure Injection System



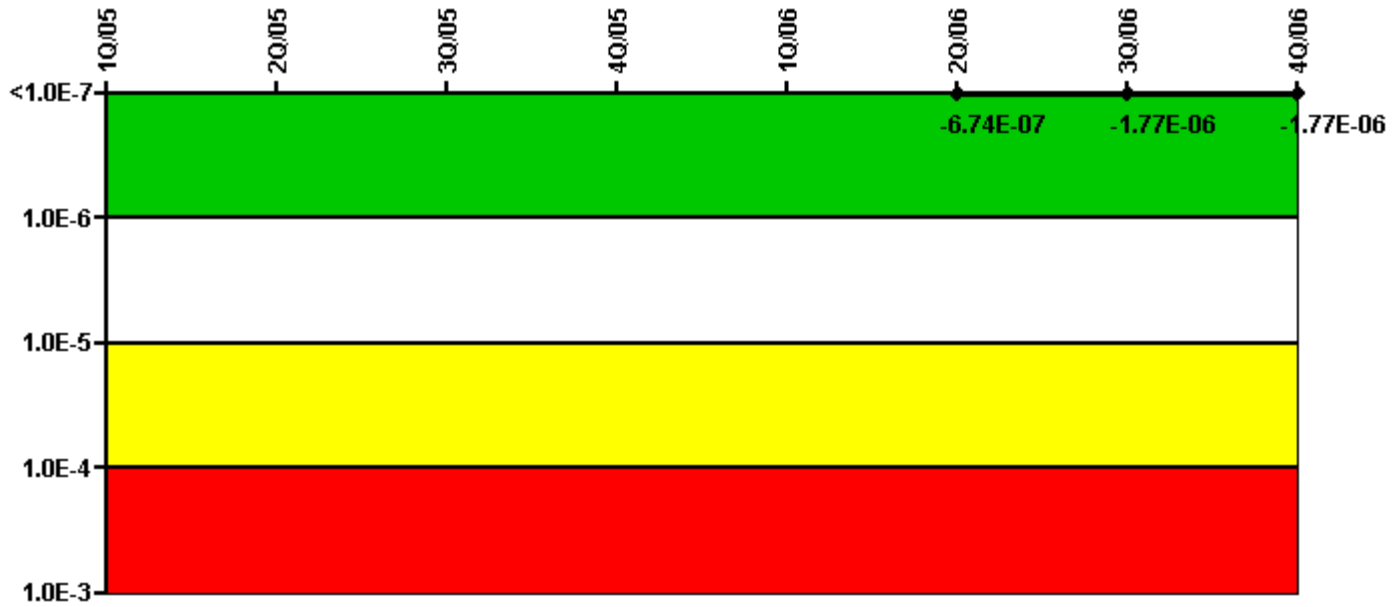
Thresholds: White > 1.00E-6 Yellow > 1.00E-5 Red > 1.00E-4

#### Notes

Mitigating Systems Performance Index, High Pressure Injection System	1Q/05	2Q/05	3Q/05	4Q/05	1Q/06	2Q/06	3Q/06	4Q/06
UAI ( $\Delta$ CDF)						-5.00E-08	-5.00E-08	-5.00E-08
URI ( $\Delta$ CDF)						-1.50E-08	-1.50E-08	-1.50E-08
PLE						NO	NO	NO
Indicator value						-6.50E-08	-6.50E-08	-6.50E-08

Licensee Comments: none

### Mitigating Systems Performance Index, Heat Removal System



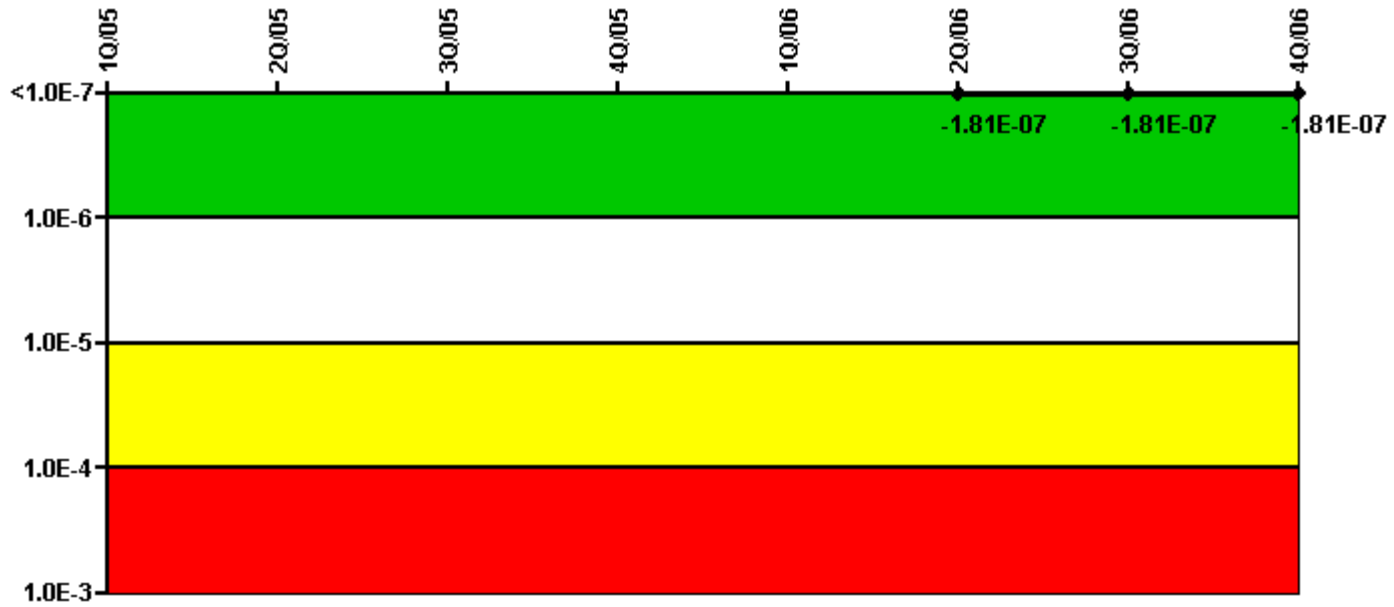
Thresholds: White > 1.00E-6 Yellow > 1.00E-5 Red > 1.00E-4

#### Notes

Mitigating Systems Performance Index, Heat Removal System	1Q/05	2Q/05	3Q/05	4Q/05	1Q/06	2Q/06	3Q/06	4Q/06
UAI ( $\Delta$ CDF)						-6.70E-07	-6.70E-07	-6.70E-07
URI ( $\Delta$ CDF)						-4.30E-09	-1.10E-06	-1.10E-06
PLE						NO	NO	NO
Indicator value						-6.74E-07	-1.77E-06	-1.77E-06

Licensee Comments: none

### Mitigating Systems Performance Index, Residual Heat Removal System



Thresholds: White > 1.00E-6 Yellow > 1.00E-5 Red > 1.00E-4

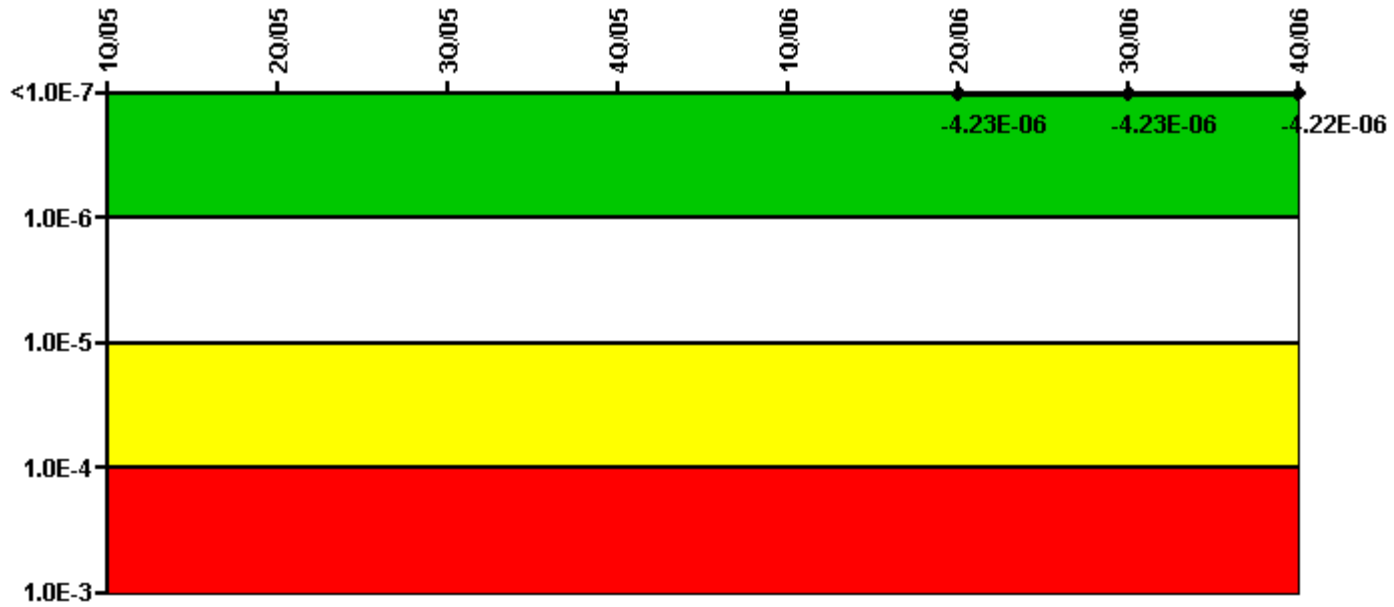
**Notes**

Mitigating Systems Performance Index, Residual Heat Removal System	1Q/05	2Q/05	3Q/05	4Q/05	1Q/06	2Q/06	3Q/06	4Q/06
UAI (ΔCDF)						-4.10E-08	-4.10E-08	-4.10E-08
URI (ΔCDF)						-1.40E-07	-1.40E-07	-1.40E-07
PLE						NO	NO	NO
Indicator value						-1.81E-07	-1.81E-07	-1.81E-07

Licensee Comments: none



### Mitigating Systems Performance Index, Cooling Water Systems



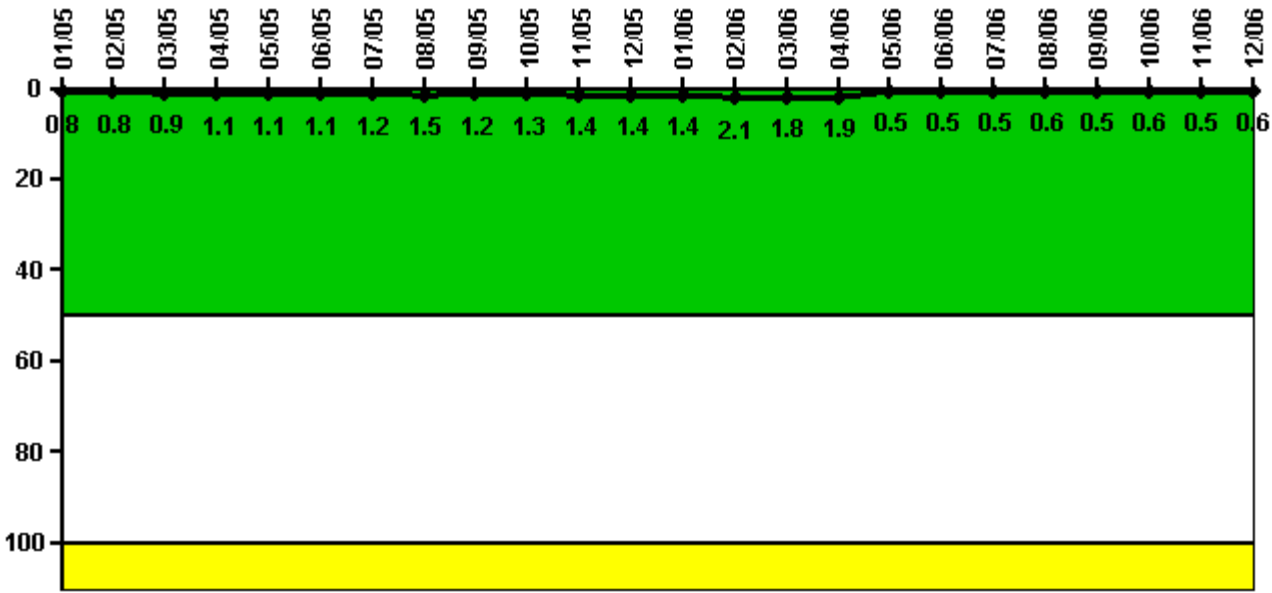
Thresholds: White > 1.00E-6 Yellow > 1.00E-5 Red > 1.00E-4

#### Notes

Mitigating Systems Performance Index, Cooling Water Systems	1Q/05	2Q/05	3Q/05	4Q/05	1Q/06	2Q/06	3Q/06	4Q/06
UAI (ΔCDF)						-1.30E-07	-1.30E-07	-1.20E-07
URI (ΔCDF)						-4.10E-06	-4.10E-06	-4.10E-06
PLE						NO	NO	NO
Indicator value						-4.23E-06	-4.23E-06	-4.22E-06

Licensee Comments: none

### Reactor Coolant System Activity



Thresholds: White > 50.0 Yellow > 100.0

#### Notes

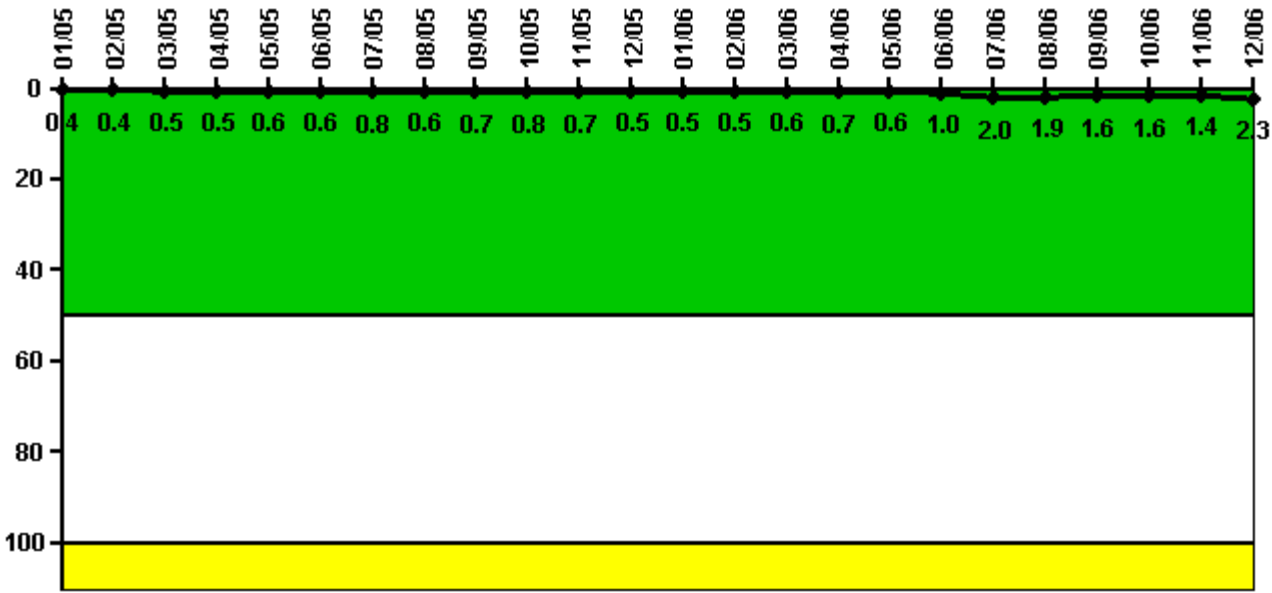
Reactor Coolant System Activity	1/05	2/05	3/05	4/05	5/05	6/05	7/05	8/05	9/05	10/05	11/05	12/05
Maximum activity	0.007840	0.008280	0.009300	0.010600	0.011400	0.011000	0.011600	0.015100	0.012300	0.013000	0.013600	0.014200
Technical specification limit	1.0	1.0	1.0	1.0	1.0	1.0	1.0	1.0	1.0	1.0	1.0	1.0
Indicator value	0.8	0.8	0.9	1.1	1.1	1.1	1.2	1.5	1.2	1.3	1.4	1.4

Reactor Coolant System Activity	1/06	2/06	3/06	4/06	5/06	6/06	7/06	8/06	9/06	10/06	11/06	12/06
Maximum activity	0.014300	0.020500	0.017600	0.018500	0.005050	0.004750	0.004950	0.005570	0.005334	0.005980	0.005330	0.005580
Technical specification limit	1.0	1.0	1.0	1.0	1.0	1.0	1.0	1.0	1.0	1.0	1.0	1.0
Indicator value	1.4	2.1	1.8	1.9	0.5	0.5	0.5	0.6	0.5	0.6	0.5	0.6

Licensee Comments: none

### Reactor Coolant System Leakage



Thresholds: White > 50.0 Yellow > 100.0

**Notes**

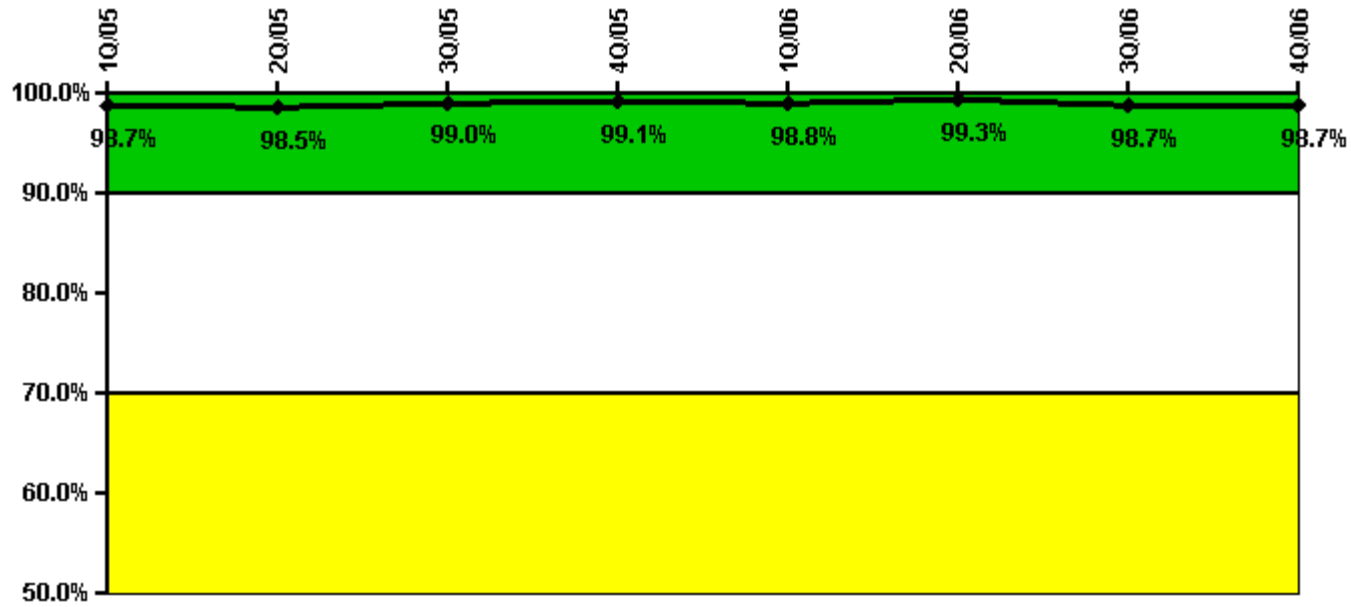
Reactor Coolant System Leakage	1/05	2/05	3/05	4/05	5/05	6/05	7/05	8/05	9/05	10/05	11/05	12/05
Maximum leakage	0.044	0.042	0.051	0.052	0.060	0.061	0.075	0.058	0.074	0.076	0.067	0.049
Technical specification limit	10.0	10.0	10.0	10.0	10.0	10.0	10.0	10.0	10.0	10.0	10.0	10.0
Indicator value	0.4	0.4	0.5	0.5	0.6	0.6	0.8	0.6	0.7	0.8	0.7	0.5

Reactor Coolant System Leakage	1/06	2/06	3/06	4/06	5/06	6/06	7/06	8/06	9/06	10/06	11/06	12/06
Maximum leakage	0.054	0.052	0.060	0.069	0.057	0.101	0.197	0.190	0.159	0.159	0.142	0.234
Technical specification limit	10.0	10.0	10.0	10.0	10.0	10.0	10.0	10.0	10.0	10.0	10.0	10.0
Indicator value	0.5	0.5	0.6	0.7	0.6	1.0	2.0	1.9	1.6	1.6	1.4	2.3

Licensee Comments: none

### Drill/Exercise Performance



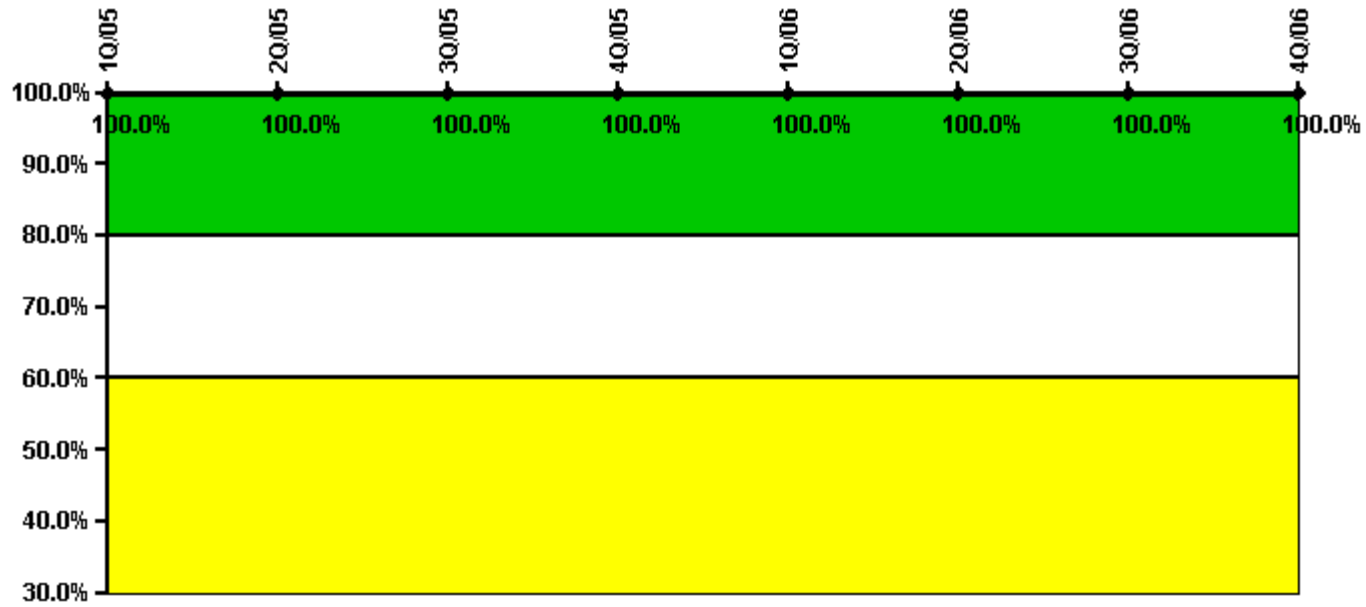
Thresholds: White < 90.0% Yellow < 70.0%

#### Notes

Drill/Exercise Performance	1Q/05	2Q/05	3Q/05	4Q/05	1Q/06	2Q/06	3Q/06	4Q/06
Successful opportunities	31.0	12.0	146.0	46.0	39.0	38.0	190.0	28.0
Total opportunities	32.0	13.0	146.0	46.0	40.0	38.0	194.0	28.0
Indicator value	98.7%	98.5%	99.0%	99.1%	98.8%	99.3%	98.7%	98.7%

Licensee Comments: none

### ERO Drill Participation



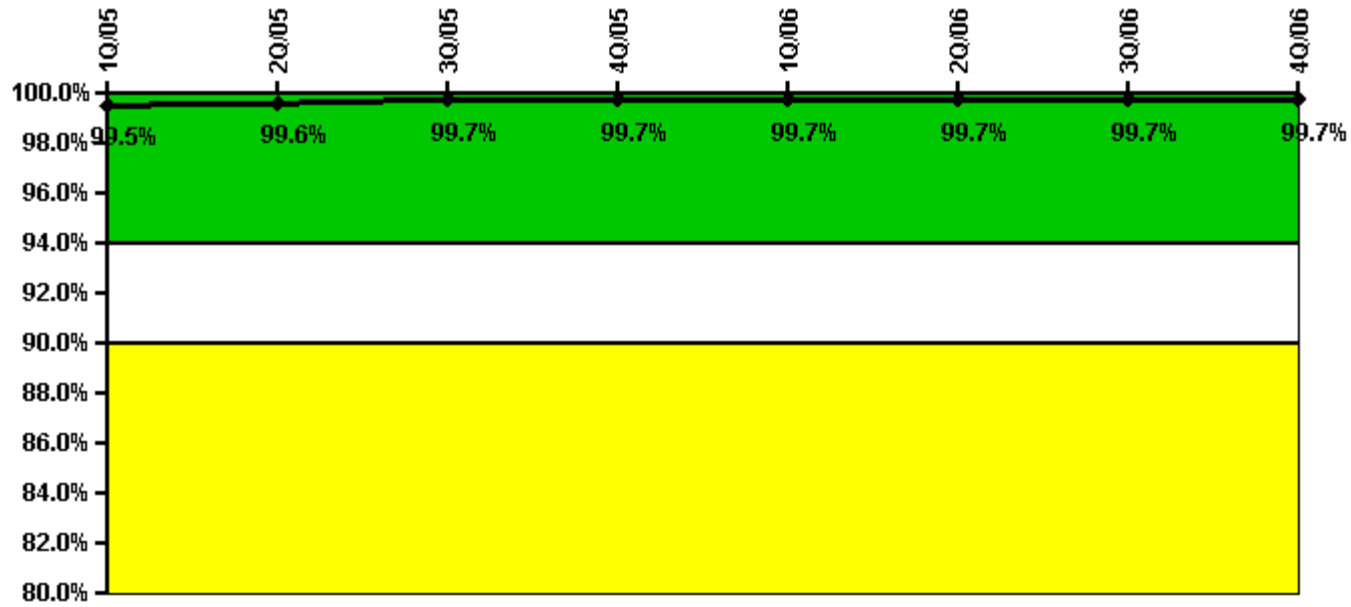
Thresholds: White < 80.0% Yellow < 60.0%

**Notes**

ERO Drill Participation	1Q/05	2Q/05	3Q/05	4Q/05	1Q/06	2Q/06	3Q/06	4Q/06
Participating Key personnel	67.0	67.0	71.0	73.0	75.0	75.0	74.0	76.0
Total Key personnel	67.0	67.0	71.0	73.0	75.0	75.0	74.0	76.0
Indicator value	100.0%	100.0%	100.0%	100.0%	100.0%	100.0%	100.0%	100.0%

Licensee Comments: none

### Alert & Notification System



Thresholds: White < 94.0% Yellow < 90.0%

#### Notes

Alert & Notification System	1Q/05	2Q/05	3Q/05	4Q/05	1Q/06	2Q/06	3Q/06	4Q/06
Successful siren-tests	4473	4460	4449	4474	4538	4469	4451	4400
Total sirens-tests	4480	4471	4480	4480	4548	4479	4480	4410
Indicator value	99.5%	99.6%	99.7%	99.7%	99.7%	99.7%	99.7%	99.7%

Licensee Comments: none

### Occupational Exposure Control Effectiveness



Thresholds: White > 2.0 Yellow > 5.0

**Notes**

Occupational Exposure Control Effectiveness	1Q/05	2Q/05	3Q/05	4Q/05	1Q/06	2Q/06	3Q/06	4Q/06
High radiation area occurrences	0	0	0	0	0	0	0	0
Very high radiation area occurrences	0	0	0	0	0	0	0	0
Unintended exposure occurrences	0	0	0	0	0	0	0	0
<b>Indicator value</b>	<b>0</b>	<b>0</b>	<b>0</b>	<b>0</b>	<b>0</b>	<b>0</b>	<b>0</b>	<b>0</b>

Licensee Comments: none

### RETS/ODCM Radiological Effluent



Thresholds: White > 1.0 Yellow > 3.0

#### Notes

RETS/ODCM Radiological Effluent	1Q/05	2Q/05	3Q/05	4Q/05	1Q/06	2Q/06	3Q/06	4Q/06
RETS/ODCM occurrences	0	0	0	0	0	0	0	0
Indicator value	0	0	0	0	0	0	0	0

Licensee Comments: none

[Physical Protection](#) information not publicly available.