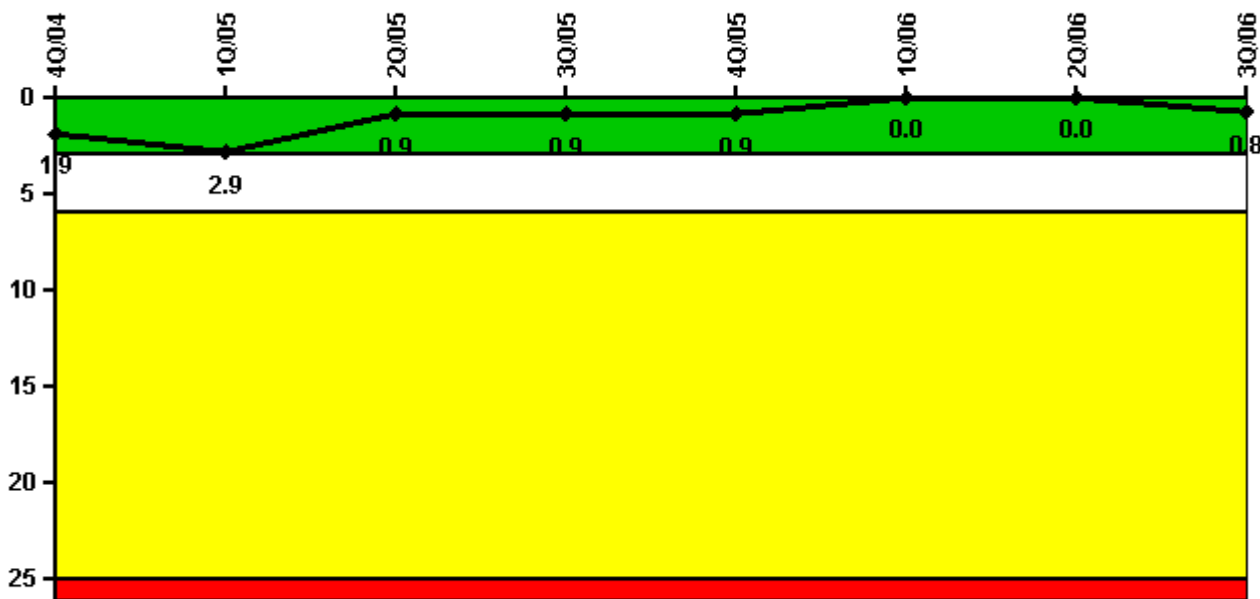


Dresden 2

3Q/2006 Performance Indicators

Licensee's General Comments: Some MSPI values for second Quarter of 2006 are different than previously reported.

Unplanned Scrams per 7000 Critical Hrs



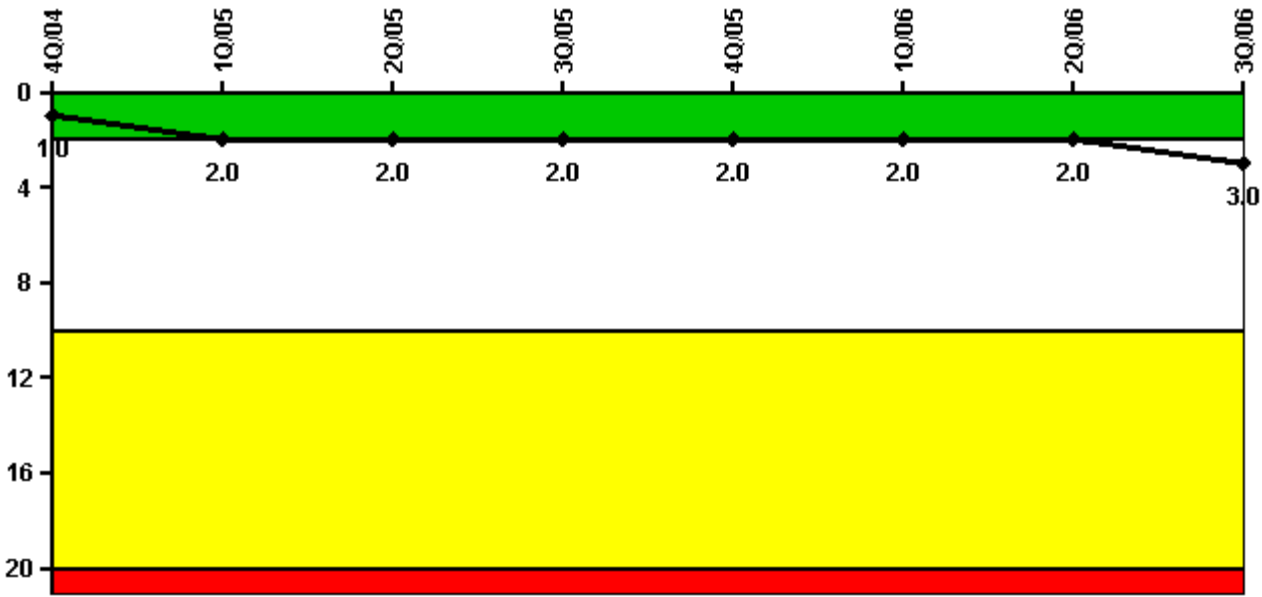
Thresholds: White > 3.0 Yellow > 6.0 Red > 25.0

Notes

Unplanned Scrams per 7000 Critical Hrs	4Q/04	1Q/05	2Q/05	3Q/05	4Q/05	1Q/06	2Q/06	3Q/06
Unplanned scrams	0	1.0	0	0	0	0	0	1.0
Critical hours	1263.9	2094.0	2183.0	1882.2	1735.1	2160.0	2183.0	2168.9
Indicator value	1.9	2.9	0.9	0.9	0.9	0	0	0.8

Licensee Comments: none

Scrams with Loss of Normal Heat Removal



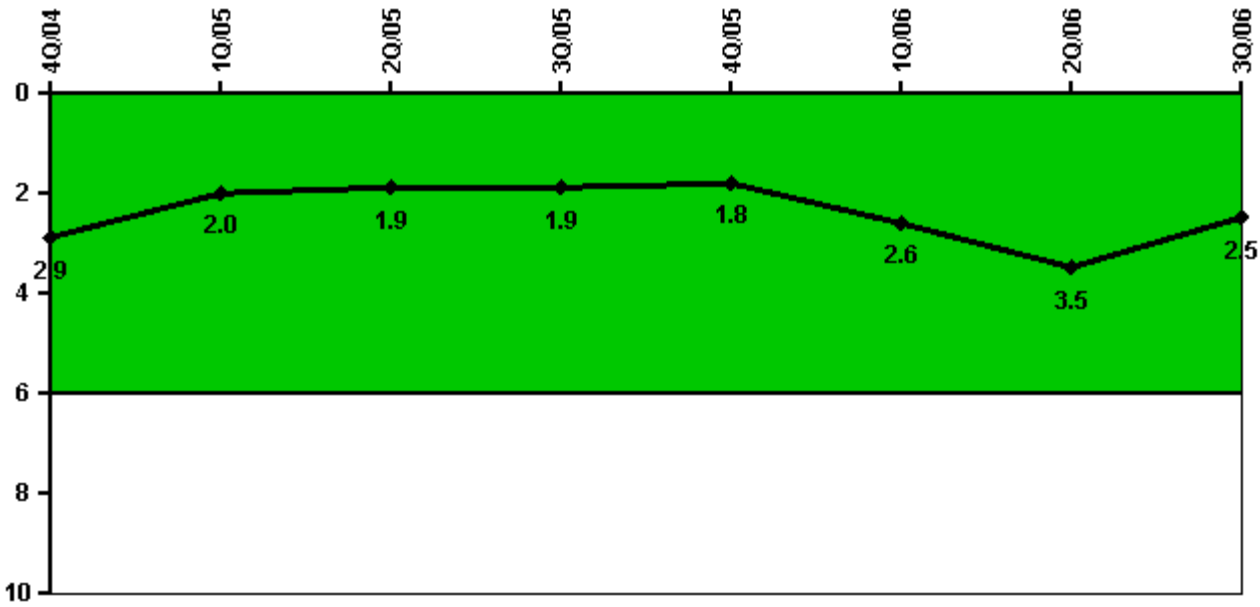
Thresholds: White > 2.0 Yellow > 10.0 Red > 20.0

Notes

Scrams with Loss of Normal Heat Removal	4Q/04	1Q/05	2Q/05	3Q/05	4Q/05	1Q/06	2Q/06	3Q/06
Scrams	0	1.0	0	0	0	0	0	1.0
Indicator value	1.0	2.0	2.0	2.0	2.0	2.0	2.0	3.0

Licensee Comments: none

Unplanned Power Changes per 7000 Critical Hrs



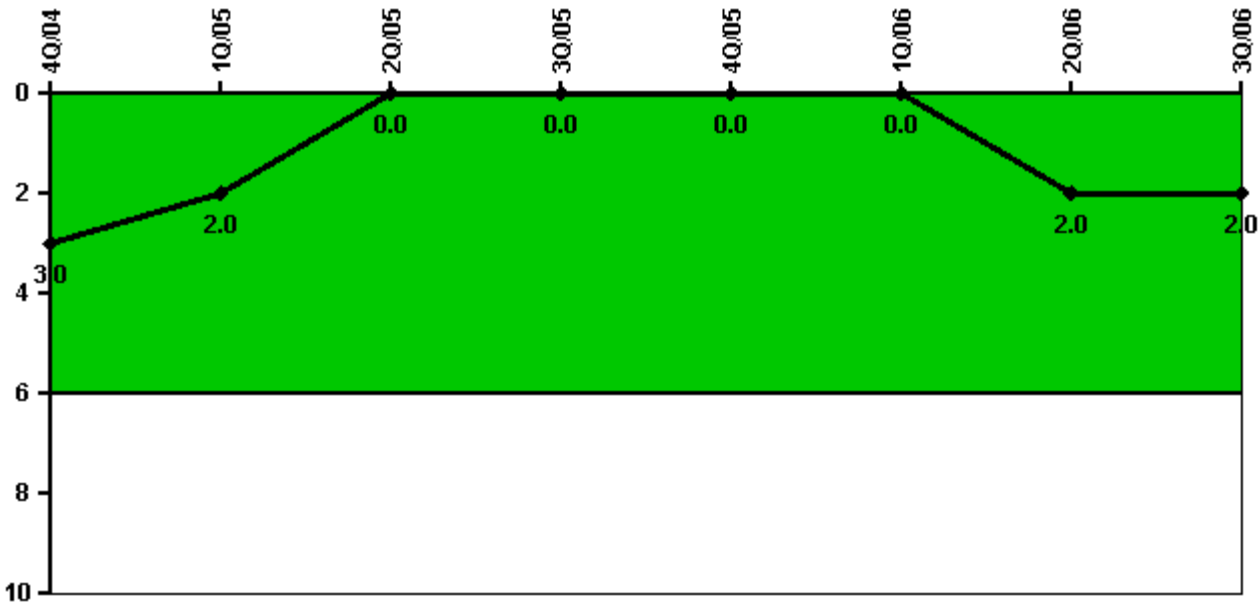
Thresholds: White > 6.0

Notes

Unplanned Power Changes per 7000 Critical Hrs	4Q/04	1Q/05	2Q/05	3Q/05	4Q/05	1Q/06	2Q/06	3Q/06
Unplanned power changes	1.0	0	0	1.0	1.0	1.0	1.0	0
Critical hours	1263.9	2094.0	2183.0	1882.2	1735.1	2160.0	2183.0	2168.9
Indicator value	2.9	2.0	1.9	1.9	1.8	2.6	3.5	2.5

Licensee Comments: none

Safety System Functional Failures (BWR)



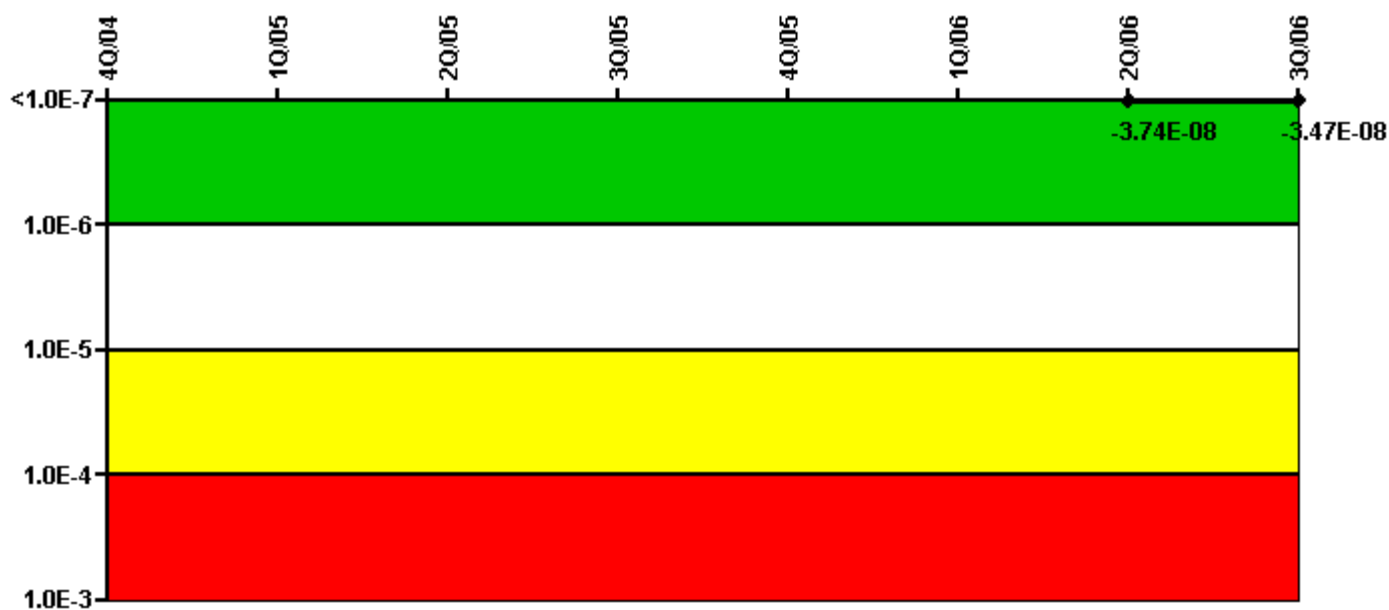
Thresholds: White > 6.0

Notes

Safety System Functional Failures (BWR)	4Q/04	1Q/05	2Q/05	3Q/05	4Q/05	1Q/06	2Q/06	3Q/06
Safety System Functional Failures	0	0	0	0	0	0	2	0
Indicator value	3	2	0	0	0	0	2	2

Licensee Comments: none

Mitigating Systems Performance Index, Emergency AC Power System



Thresholds: White > 1.00E-6 Yellow > 1.00E-5 Red > 1.00E-4

Notes

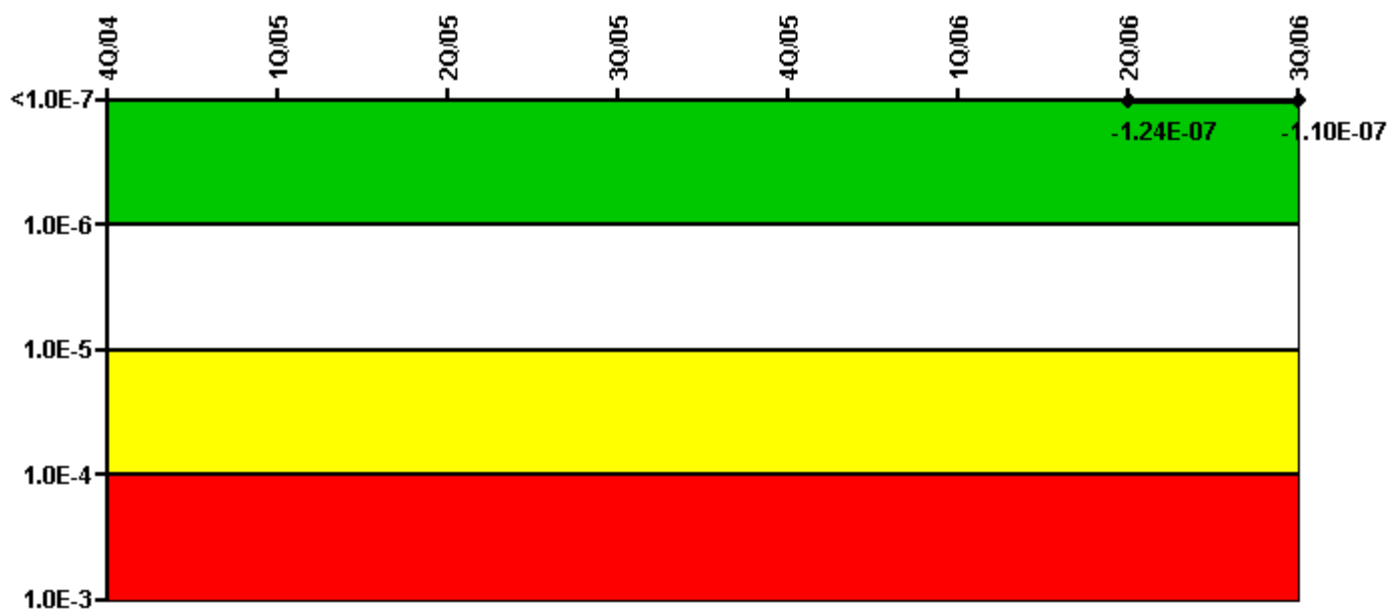
Mitigating Systems Performance Index, Emergency AC Power System	4Q/04	1Q/05	2Q/05	3Q/05	4Q/05	1Q/06	2Q/06	3Q/06
UAI (Δ CDF)							-2.40E-09	-3.70E-09
URI (Δ CDF)							-3.50E-08	-3.10E-08
PLE							NO	NO
Indicator value							-3.74E-08	-3.47E-08

Licensee Comments:

3Q/06: Changed PRA Parameter(s). Revised Baseline Data

2Q/06: Changed PRA Parameter(s). Baseline Unavailability was corrected.

Mitigating Systems Performance Index, High Pressure Injection System



Thresholds: White > 1.00E-6 Yellow > 1.00E-5 Red > 1.00E-4

Notes

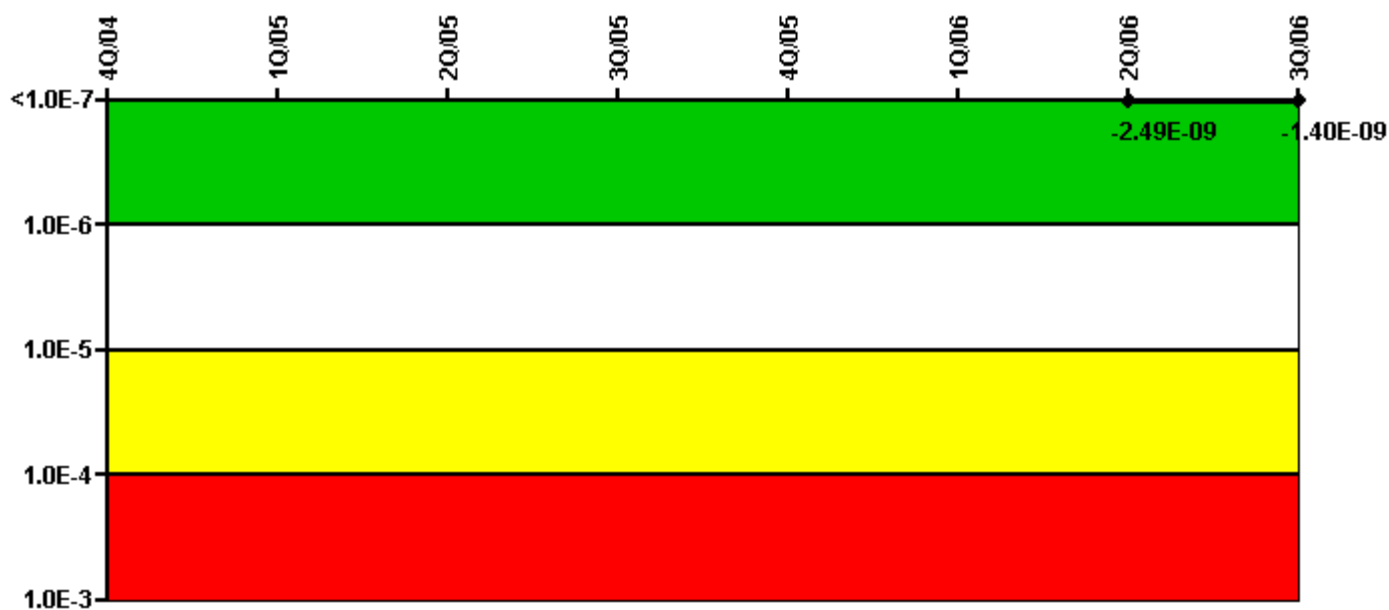
Mitigating Systems Performance Index, High Pressure Injection System	4Q/04	1Q/05	2Q/05	3Q/05	4Q/05	1Q/06	2Q/06	3Q/06
UAI (Δ CDF)							-5.20E-08	-4.60E-08
URI (Δ CDF)							-7.20E-08	-6.40E-08
PLE							NO	NO
Indicator value							-1.24E-07	-1.10E-07

Licensee Comments:

3Q/06: Changed PRA Parameter(s). Revised Baseline Unavailability

2Q/06: Changed PRA Parameter(s). Baseline Unavailability was corrected.

Mitigating Systems Performance Index, Heat Removal System



Thresholds: White > 1.00E-6 Yellow > 1.00E-5 Red > 1.00E-4

Notes

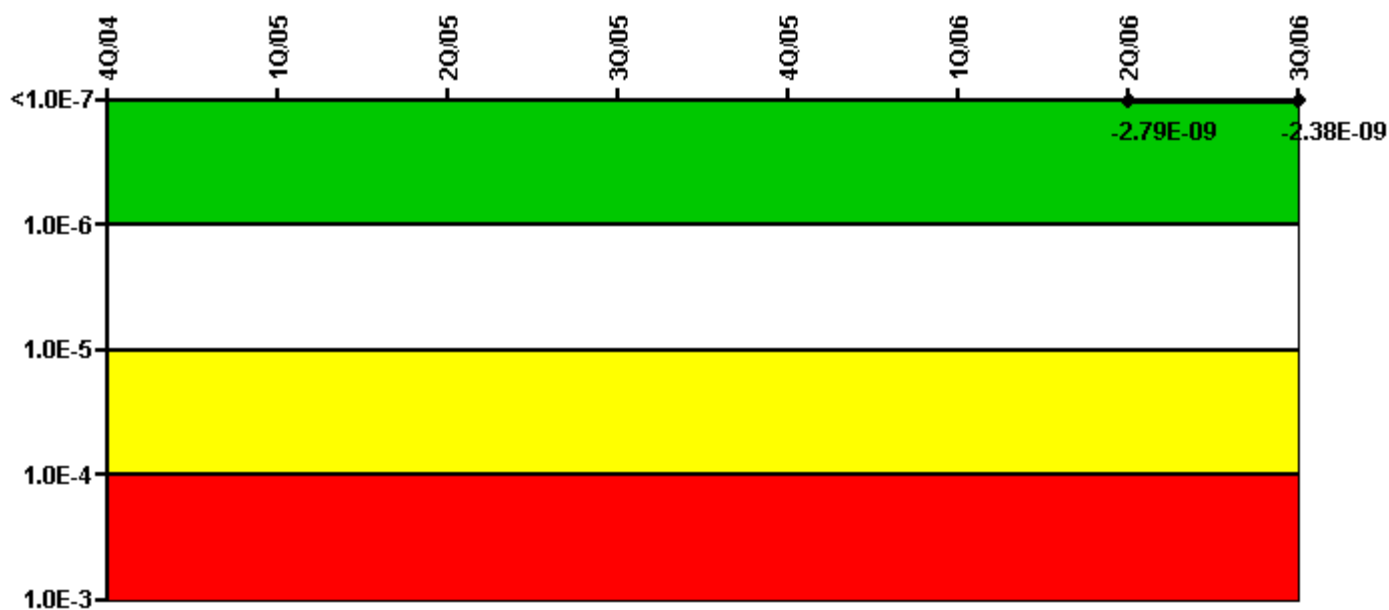
Mitigating Systems Performance Index, Heat Removal System	4Q/04	1Q/05	2Q/05	3Q/05	4Q/05	1Q/06	2Q/06	3Q/06
UAI (ΔCDF)							-1.50E-09	-1.30E-09
URI (ΔCDF)							-9.90E-10	-1.00E-10
PLE							NO	NO
Indicator value							-2.49E-09	-1.40E-09

Licensee Comments:

3Q/06: Changed PRA Parameter(s). Revised Baseline Unavailability

2Q/06: Changed PRA Parameter(s). Baseline Unavailability was corrected.

Mitigating Systems Performance Index, Residual Heat Removal System



Thresholds: White > 1.00E-6 Yellow > 1.00E-5 Red > 1.00E-4

Notes

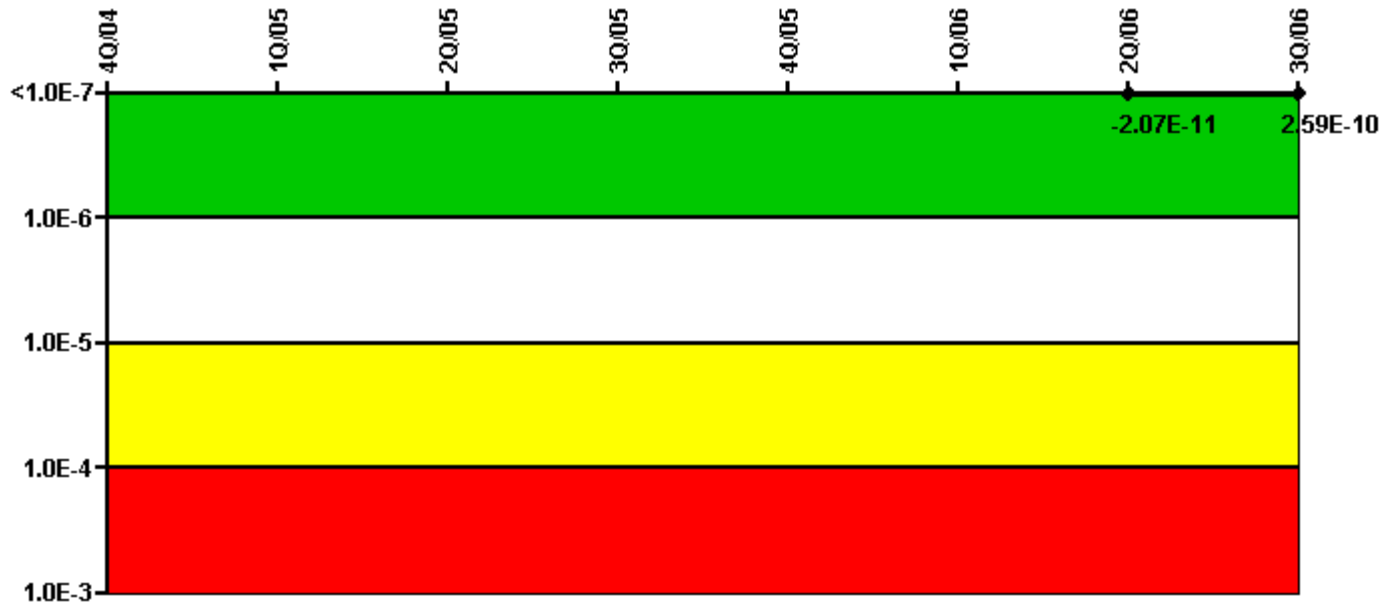
Mitigating Systems Performance Index, Residual Heat Removal System	4Q/04	1Q/05	2Q/05	3Q/05	4Q/05	1Q/06	2Q/06	3Q/06
UAI (Δ CDF)							-9.90E-10	-8.80E-10
URI (Δ CDF)							-1.80E-09	-1.50E-09
PLE							NO	NO
Indicator value							-2.79E-09	-2.38E-09

Licensee Comments:

3Q/06: Changed PRA Parameter(s). Revised Baseline Unavailability Revised Monthly Unavailability

2Q/06: Changed PRA Parameter(s). Baseline Unavailability was corrected. Monthly unavailability data was also corrected.

Mitigating Systems Performance Index, Cooling Water Systems



Thresholds: White > 1.00E-6 Yellow > 1.00E-5 Red > 1.00E-4

Notes

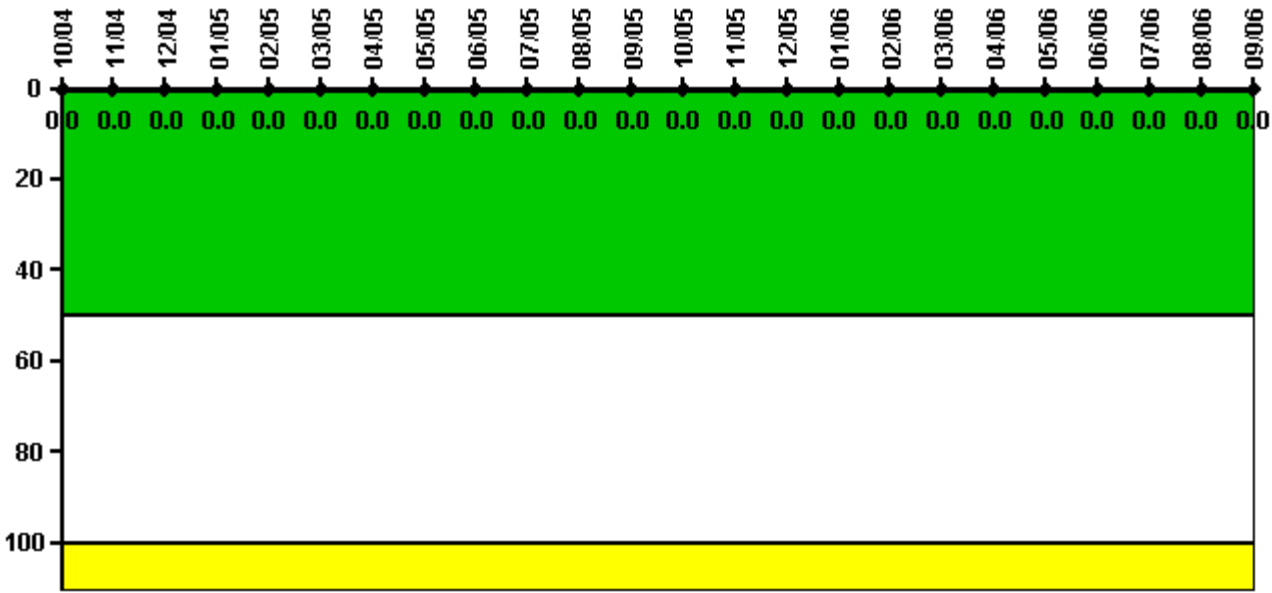
Mitigating Systems Performance Index, Cooling Water Systems	4Q/04	1Q/05	2Q/05	3Q/05	4Q/05	1Q/06	2Q/06	3Q/06
UAI (ΔCDF)							4.30E-12	2.80E-10
URI (ΔCDF)							-2.50E-11	-2.10E-11
PLE							NO	NO
Indicator value							-2.07E-11	2.59E-10

Licensee Comments:

3Q/06: Changed PRA Parameter(s). Revised Baseline Unavailability Revised Monthly Unavailability

2Q/06: Changed PRA Parameter(s). Baseline Unavailability was corrected. Monthly unavailability data was also corrected.

Reactor Coolant System Activity



Thresholds: White > 50.0 Yellow > 100.0

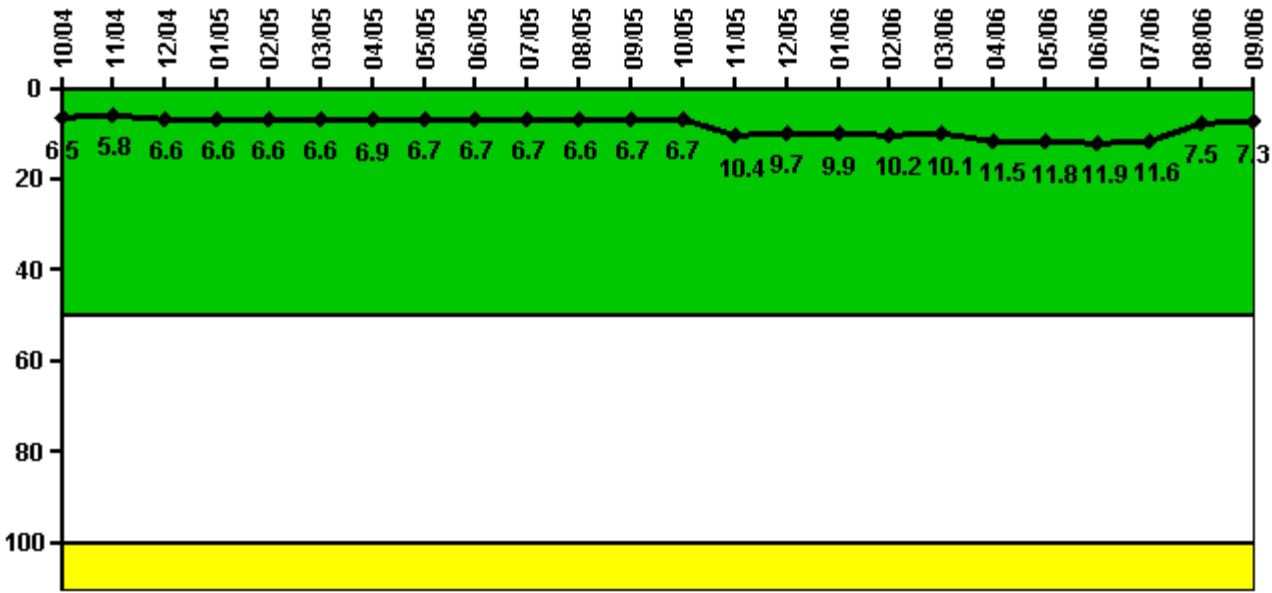
Notes

Reactor Coolant System Activity	10/04	11/04	12/04	1/05	2/05	3/05	4/05	5/05	6/05	7/05	8/05	9/05
Maximum activity	0.000007	0	0.000006	0.000032	0.000043	0.000006	0.000006	0.000005	0.000005	0.000006	0.000006	0.000007
Technical specification limit	0.2	0.2	0.2	0.2	0.2	0.2	0.2	0.2	0.2	0.2	0.2	0.2
Indicator value	0	0	0	0	0	0	0	0	0	0	0	0

Reactor Coolant System Activity	10/05	11/05	12/05	1/06	2/06	3/06	4/06	5/06	6/06	7/06	8/06	9/06
Maximum activity	0.000012	0.000004	0.000005	0.000005	0.000005	0.000004	0.000004	0.000004	0.000004	0.000004	0.000003	0.000003
Technical specification limit	0.2	0.2	0.2	0.2	0.2	0.2	0.2	0.2	0.2	0.2	0.2	0.2
Indicator value	0	0	0	0	0	0	0	0	0	0	0	0

Licensee Comments: none

Reactor Coolant System Leakage



Thresholds: White > 50.0 Yellow > 100.0

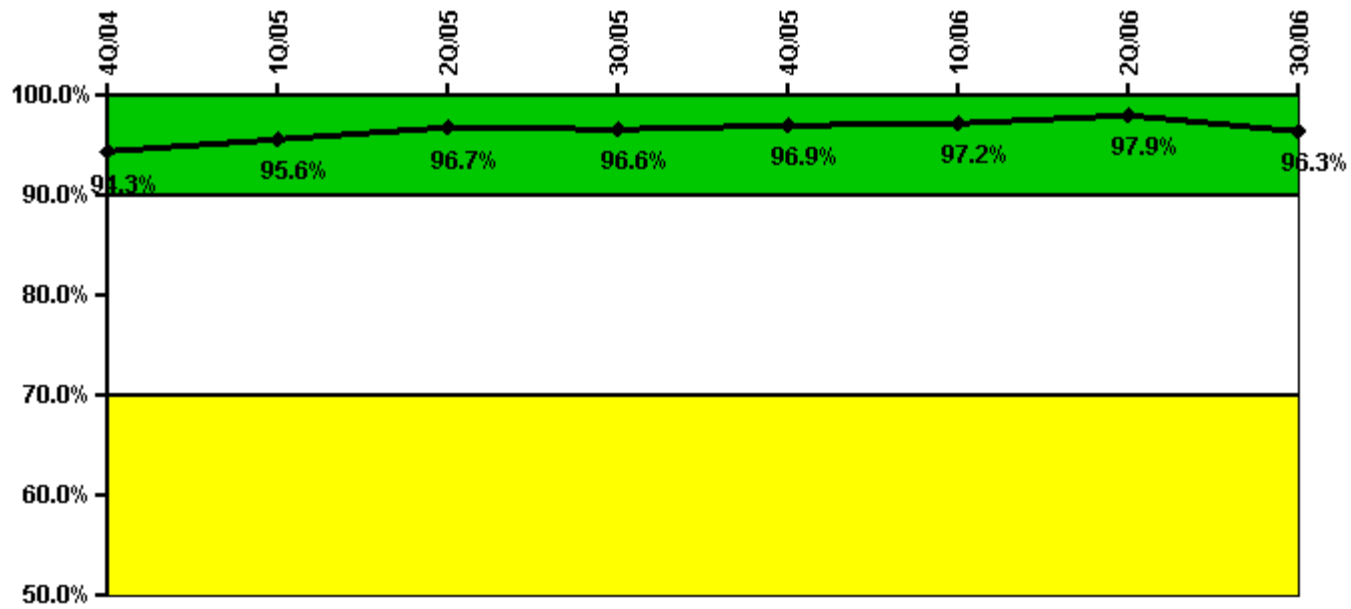
Notes

Reactor Coolant System Leakage	10/04	11/04	12/04	1/05	2/05	3/05	4/05	5/05	6/05	7/05	8/05	9/05
Maximum leakage	1.637	1.455	1.652	1.650	1.643	1.655	1.717	1.687	1.687	1.670	1.658	1.663
Technical specification limit	25.0	25.0	25.0	25.0	25.0	25.0	25.0	25.0	25.0	25.0	25.0	25.0
Indicator value	6.5	5.8	6.6	6.6	6.6	6.6	6.9	6.7	6.7	6.7	6.6	6.7

Reactor Coolant System Leakage	10/05	11/05	12/05	1/06	2/06	3/06	4/06	5/06	6/06	7/06	8/06	9/06
Maximum leakage	1.668	2.600	2.423	2.482	2.550	2.515	2.877	2.945	2.978	2.900	1.867	1.832
Technical specification limit	25.0	25.0	25.0	25.0	25.0	25.0	25.0	25.0	25.0	25.0	25.0	25.0
Indicator value	6.7	10.4	9.7	9.9	10.2	10.1	11.5	11.8	11.9	11.6	7.5	7.3

Licensee Comments: none

Drill/Exercise Performance



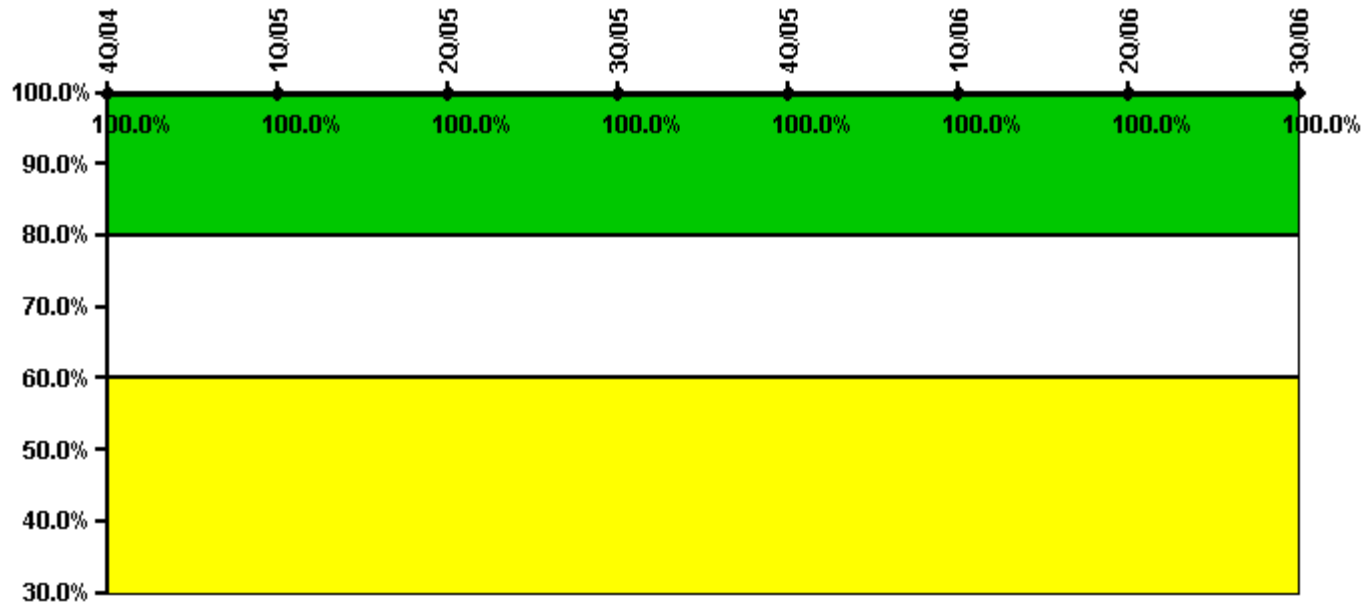
Thresholds: White < 90.0% Yellow < 70.0%

Notes

Drill/Exercise Performance	4Q/04	1Q/05	2Q/05	3Q/05	4Q/05	1Q/06	2Q/06	3Q/06
Successful opportunities	29.0	58.0	24.0	26.0	47.0	48.0	38.0	14.0
Total opportunities	30.0	59.0	26.0	27.0	48.0	48.0	38.0	19.0
Indicator value	94.3%	95.6%	96.7%	96.6%	96.9%	97.2%	97.9%	96.3%

Licensee Comments: none

ERO Drill Participation



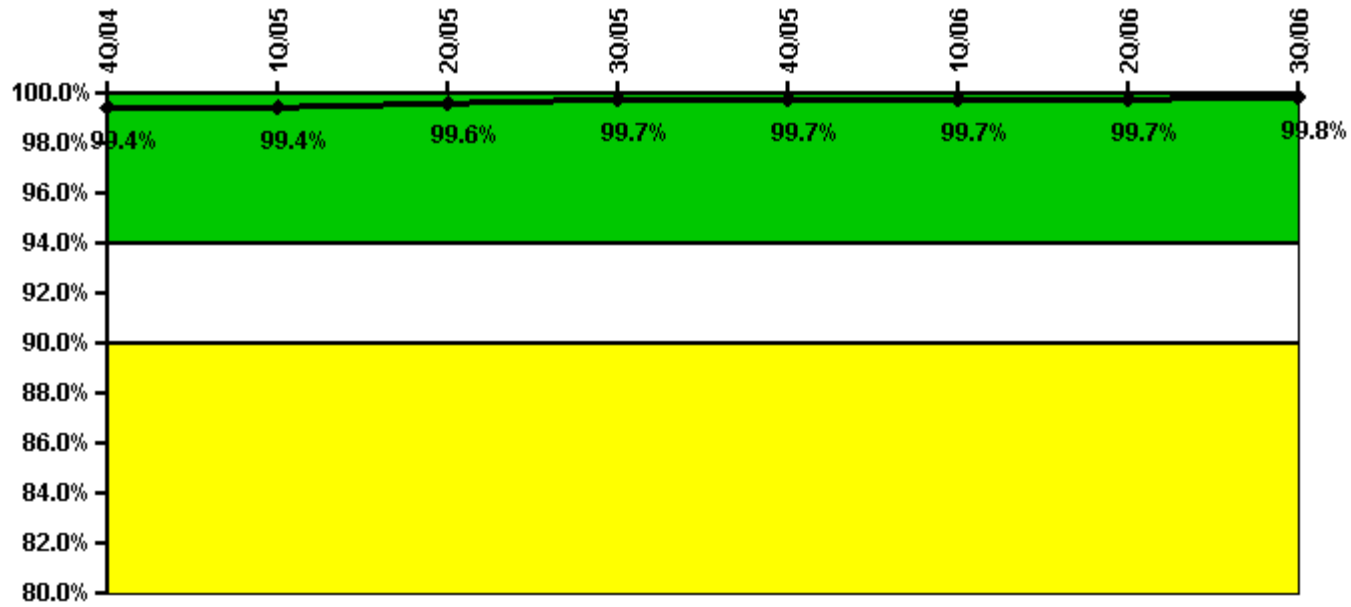
Thresholds: White < 80.0% Yellow < 60.0%

Notes

ERO Drill Participation	4Q/04	1Q/05	2Q/05	3Q/05	4Q/05	1Q/06	2Q/06	3Q/06
Participating Key personnel	59.0	60.0	62.0	63.0	64.0	69.0	66.0	65.0
Total Key personnel	59.0	60.0	62.0	63.0	64.0	69.0	66.0	65.0
Indicator value	100.0%	100.0%	100.0%	100.0%	100.0%	100.0%	100.0%	100.0%

Licensee Comments: none

Alert & Notification System



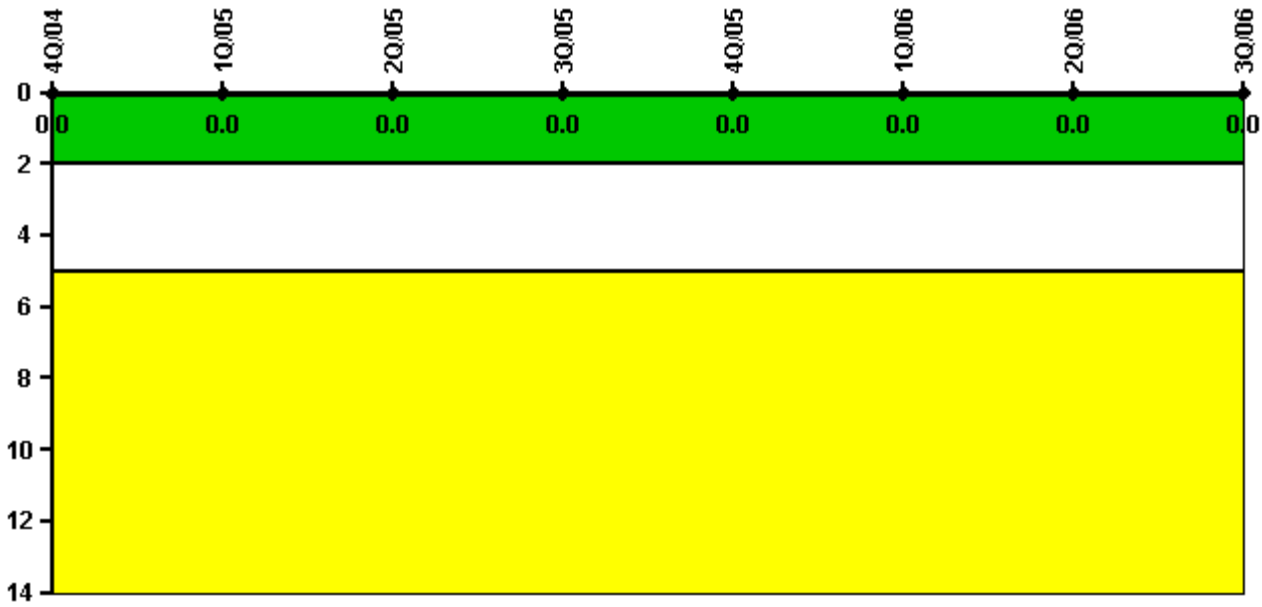
Thresholds: White < 94.0% Yellow < 90.0%

Notes

Alert & Notification System	4Q/04	1Q/05	2Q/05	3Q/05	4Q/05	1Q/06	2Q/06	3Q/06
Successful siren-tests	5045	4983	4972	4966	4988	5061	4979	4971
Total sirens-tests	5057	4992	4991	4992	4992	5070	4991	4992
Indicator value	99.4%	99.4%	99.6%	99.7%	99.7%	99.7%	99.7%	99.8%

Licensee Comments: none

Occupational Exposure Control Effectiveness



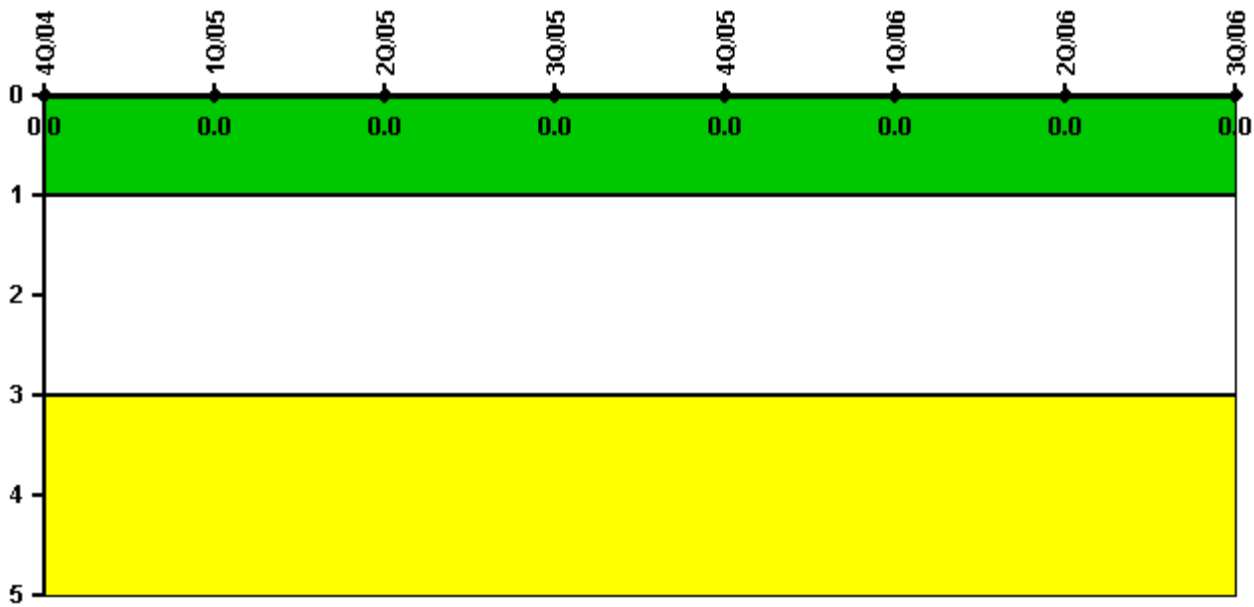
Thresholds: White > 2.0 Yellow > 5.0

Notes

Occupational Exposure Control Effectiveness	4Q/04	1Q/05	2Q/05	3Q/05	4Q/05	1Q/06	2Q/06	3Q/06
High radiation area occurrences	0	0	0	0	0	0	0	0
Very high radiation area occurrences	0	0	0	0	0	0	0	0
Unintended exposure occurrences	0	0	0	0	0	0	0	0
Indicator value	0	0	0	0	0	0	0	0

Licensee Comments: none

RETS/ODCM Radiological Effluent



Thresholds: White > 1.0 Yellow > 3.0

Notes

RETS/ODCM Radiological Effluent	4Q/04	1Q/05	2Q/05	3Q/05	4Q/05	1Q/06	2Q/06	3Q/06
RETS/ODCM occurrences	0	0	0	0	0	0	0	0
Indicator value	0	0	0	0	0	0	0	0

Licensee Comments: none

[Physical Protection](#) information not publicly available.