

Comanche Peak 1

3Q/2006 Performance Indicators

Licensee's General Comments: none

Unplanned Scrams per 7000 Critical Hrs



Thresholds: White > 3.0 Yellow > 6.0 Red > 25.0

Notes

Unplanned Scrams per 7000 Critical Hrs	4Q/04	1Q/05	2Q/05	3Q/05	4Q/05	1Q/06	2Q/06	3Q/06
Unplanned scrams	0	0	0	0	0	0	0	0
Critical hours	2209.0	2146.5	2183.0	2208.0	1498.9	2160.0	2183.0	2208.0
Indicator value	0	0	0	0	0	0	0	0

Licensee Comments: none

Scrams with Loss of Normal Heat Removal



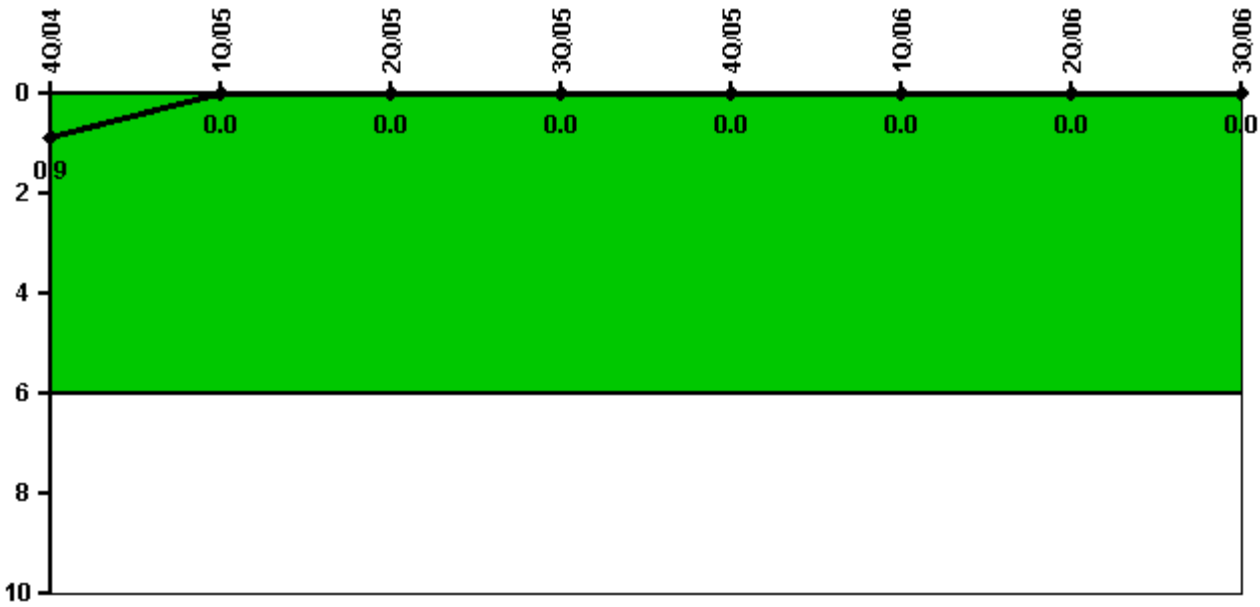
Thresholds: White > 2.0 Yellow > 10.0 Red > 20.0

Notes

Scrams with Loss of Normal Heat Removal	4Q/04	1Q/05	2Q/05	3Q/05	4Q/05	1Q/06	2Q/06	3Q/06
Scrams	0	0	0	0	0	0	0	0
Indicator value	0	0	0	0	0	0	0	0

Licensee Comments: none

Unplanned Power Changes per 7000 Critical Hrs



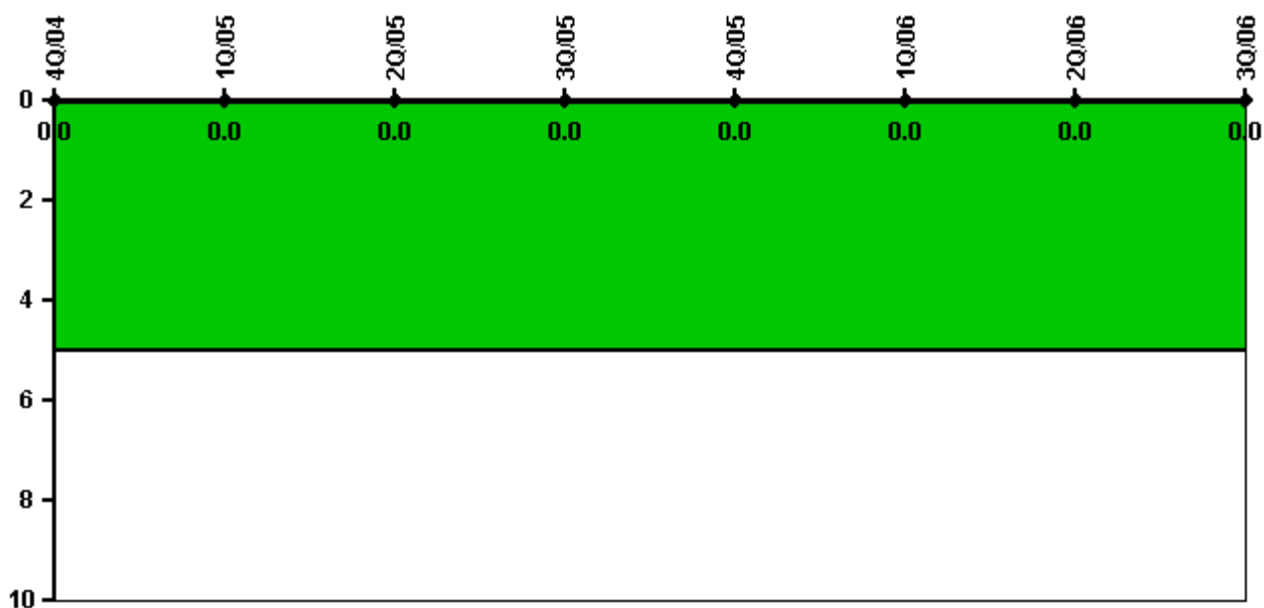
Thresholds: White > 6.0

Notes

Unplanned Power Changes per 7000 Critical Hrs	4Q/04	1Q/05	2Q/05	3Q/05	4Q/05	1Q/06	2Q/06	3Q/06
Unplanned power changes	0	0	0	0	0	0	0	0
Critical hours	2209.0	2146.5	2183.0	2208.0	1498.9	2160.0	2183.0	2208.0
Indicator value	0.9	0	0	0	0	0	0	0

Licensee Comments: none

Safety System Functional Failures (PWR)



Thresholds: White > 5.0

Notes

Safety System Functional Failures (PWR)	4Q/04	1Q/05	2Q/05	3Q/05	4Q/05	1Q/06	2Q/06	3Q/06
Safety System Functional Failures	0	0	0	0	0	0	0	0
Indicator value	0	0	0	0	0	0	0	0

Licensee Comments: none

Mitigating Systems Performance Index, Emergency AC Power System



Thresholds: White > 1.00E-6 Yellow > 1.00E-5 Red > 1.00E-4

Notes

Mitigating Systems Performance Index, Emergency AC Power System	4Q/04	1Q/05	2Q/05	3Q/05	4Q/05	1Q/06	2Q/06	3Q/06
UAI (ΔCDF)							-1.90E-07	-1.90E-07
URI (ΔCDF)							-4.00E-07	-3.60E-07
PLE							NO	NO
Indicator value							-5.90E-07	-5.50E-07

Licensee Comments: none

Mitigating Systems Performance Index, High Pressure Injection System



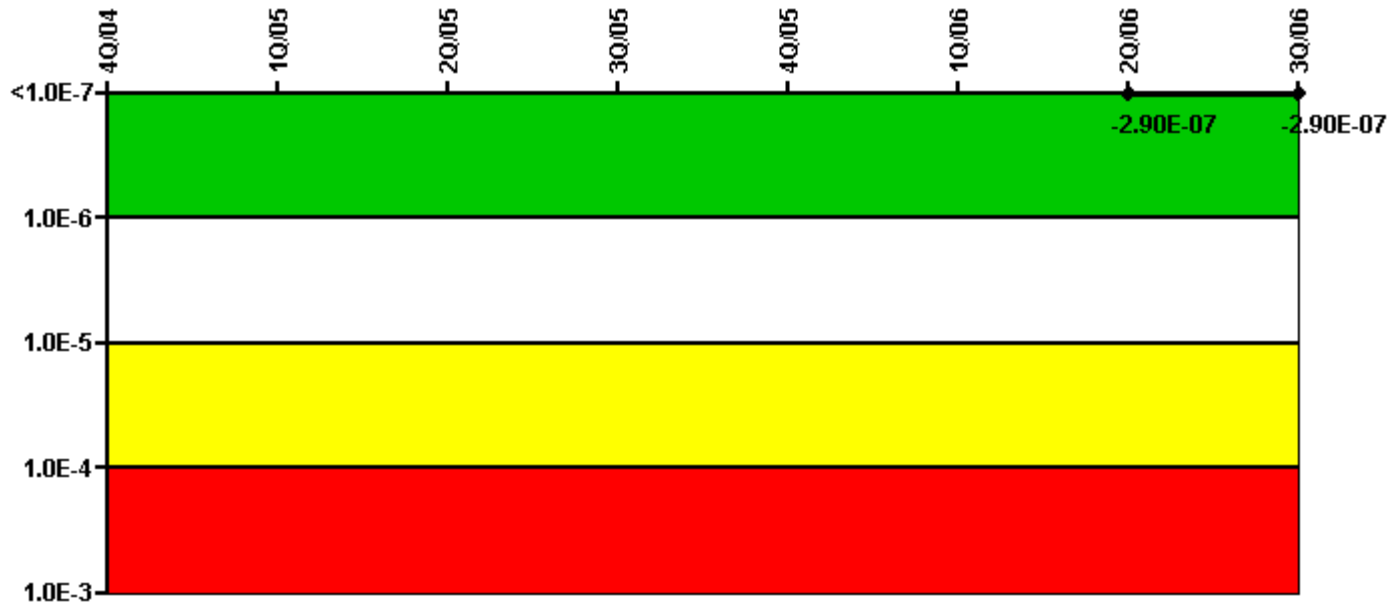
Thresholds: White > 1.00E-6 Yellow > 1.00E-5 Red > 1.00E-4

Notes

Mitigating Systems Performance Index, High Pressure Injection System	4Q/04	1Q/05	2Q/05	3Q/05	4Q/05	1Q/06	2Q/06	3Q/06
UAI (Δ CDF)							-7.40E-08	-7.30E-08
URI (Δ CDF)							-3.80E-08	-3.70E-08
PLE							NO	NO
Indicator value							-1.12E-07	-1.10E-07

Licensee Comments: none

Mitigating Systems Performance Index, Heat Removal System



Thresholds: White > 1.00E-6 Yellow > 1.00E-5 Red > 1.00E-4

Notes

Mitigating Systems Performance Index, Heat Removal System	4Q/04	1Q/05	2Q/05	3Q/05	4Q/05	1Q/06	2Q/06	3Q/06
UAI (Δ CDF)							-1.60E-07	-1.60E-07
URI (Δ CDF)							-1.30E-07	-1.30E-07
PLE							NO	NO
Indicator value							-2.90E-07	-2.90E-07

Licensee Comments: none

Mitigating Systems Performance Index, Residual Heat Removal System



Thresholds: White > 1.00E-6 Yellow > 1.00E-5 Red > 1.00E-4

Notes

Mitigating Systems Performance Index, Residual Heat Removal System	4Q/04	1Q/05	2Q/05	3Q/05	4Q/05	1Q/06	2Q/06	3Q/06
UAI (Δ CDF)							-7.50E-09	-7.50E-09
URI (Δ CDF)							-2.20E-08	-2.20E-08
PLE							NO	NO
Indicator value							-2.95E-08	-2.95E-08

Licensee Comments: none

Mitigating Systems Performance Index, Cooling Water Systems



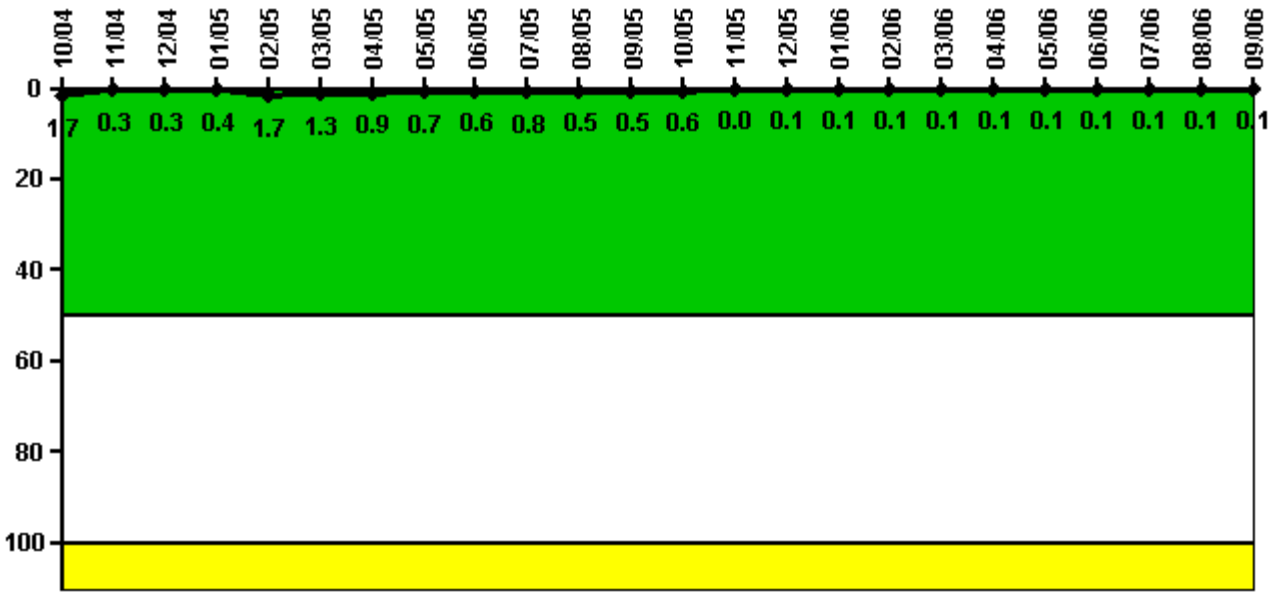
Thresholds: White > 1.00E-6 Yellow > 1.00E-5 Red > 1.00E-4

Notes

Mitigating Systems Performance Index, Cooling Water Systems	4Q/04	1Q/05	2Q/05	3Q/05	4Q/05	1Q/06	2Q/06	3Q/06
UAI (ΔCDF)							1.70E-07	1.70E-07
URI (ΔCDF)							3.00E-07	3.10E-07
PLE							NO	NO
Indicator value							4.70E-07	4.80E-07

Licensee Comments: none

Reactor Coolant System Activity



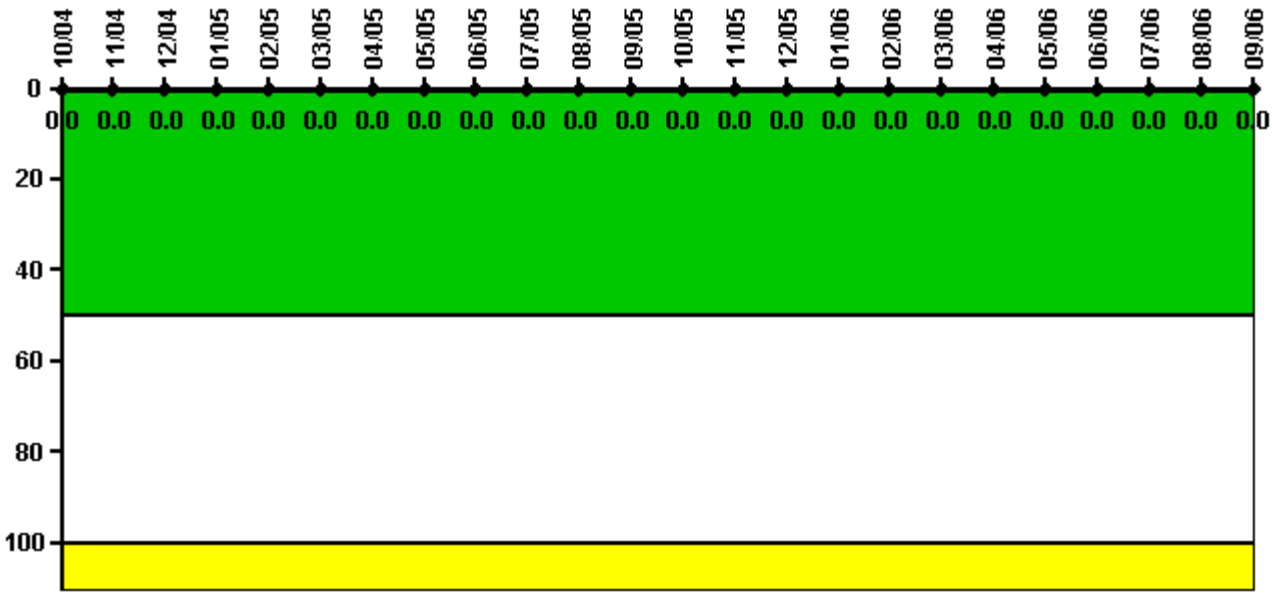
Thresholds: White > 50.0 Yellow > 100.0

Notes

Reactor Coolant System Activity	10/04	11/04	12/04	1/05	2/05	3/05	4/05	5/05	6/05	7/05	8/05	9/05
Maximum activity	0.007790	0.001420	0.001419	0.001780	0.007730	0.006060	0.004110	0.002930	0.002670	0.003480	0.002100	0.002330
Technical specification limit	0.5	0.5	0.5	0.5	0.5	0.5	0.5	0.5	0.5	0.5	0.5	0.5
Indicator value	1.7	0.3	0.3	0.4	1.7	1.3	0.9	0.7	0.6	0.8	0.5	0.5
Reactor Coolant System Activity	10/05	11/05	12/05	1/06	2/06	3/06	4/06	5/06	6/06	7/06	8/06	9/06
Maximum activity	0.002500	0.000214	0.000232	0.000252	0.000280	0.000293	0.000309	0.000354	0.000331	0.000357	0.000497	0.000587
Technical specification limit	0.5	0.5	0.5	0.5	0.5	0.5	0.5	0.5	0.5	0.5	0.5	0.5
Indicator value	0.6	0	0.1	0.1	0.1	0.1	0.1	0.1	0.1	0.1	0.1	0.1

Licensee Comments: none

Reactor Coolant System Leakage



Thresholds: White > 50.0 Yellow > 100.0

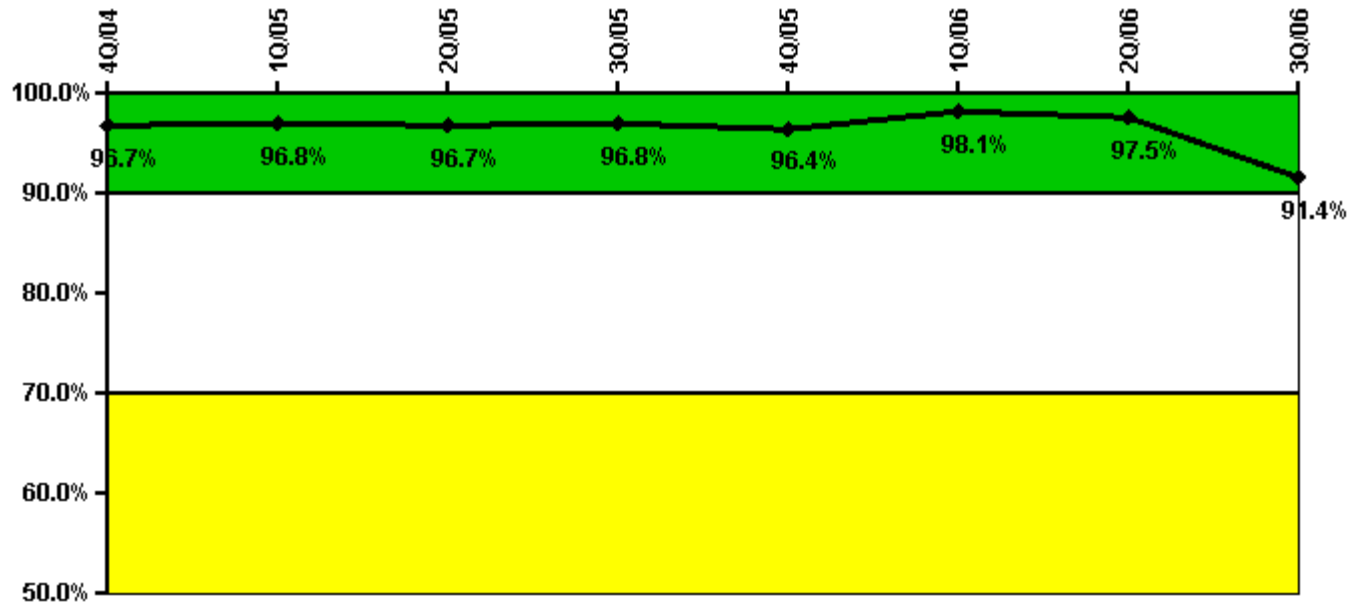
Notes

Reactor Coolant System Leakage	10/04	11/04	12/04	1/05	2/05	3/05	4/05	5/05	6/05	7/05	8/05	9/05
Maximum leakage	0	0	0	0	0	0	0	0	0	0	0	0
Technical specification limit	10.0	10.0	10.0	10.0	10.0	10.0	10.0	10.0	10.0	10.0	10.0	10.0
Indicator value	0	0	0	0	0	0	0	0	0	0	0	0

Reactor Coolant System Leakage	10/05	11/05	12/05	1/06	2/06	3/06	4/06	5/06	6/06	7/06	8/06	9/06
Maximum leakage	0	0	0	0	0	0	0	0	0	0	0	0
Technical specification limit	10.0	10.0	10.0	10.0	10.0	10.0	10.0	10.0	10.0	10.0	10.0	10.0
Indicator value	0	0	0	0	0	0	0	0	0	0	0	0

Licensee Comments: none

Drill/Exercise Performance



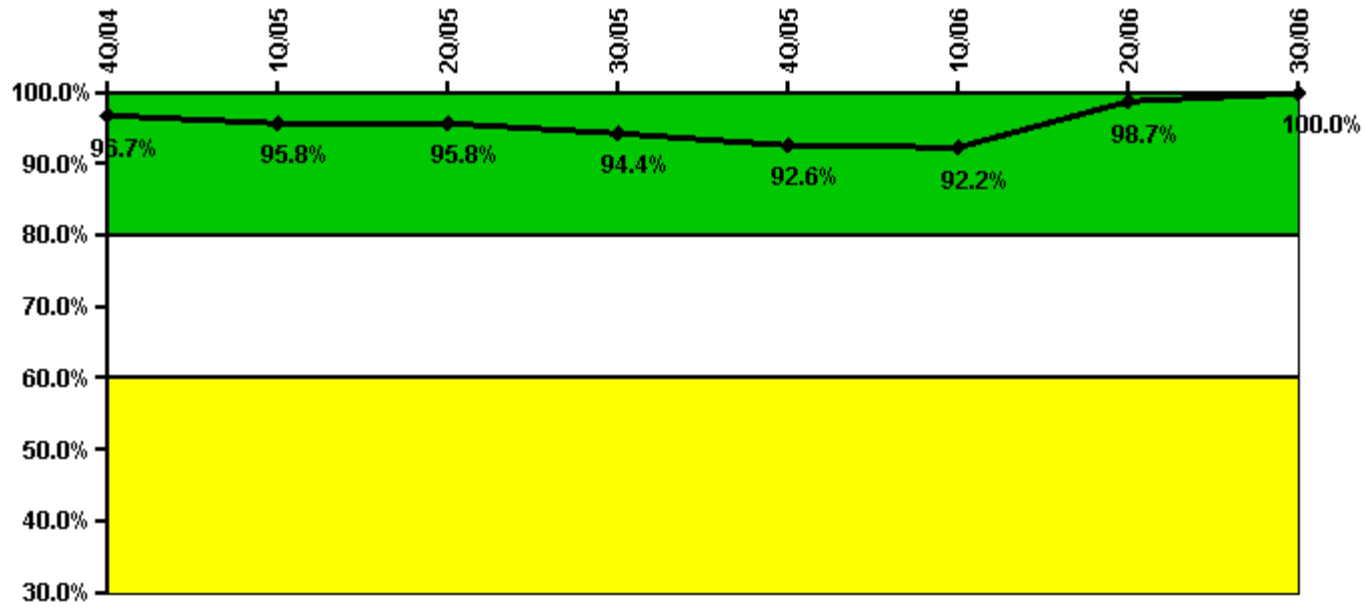
Thresholds: White < 90.0% Yellow < 70.0%

Notes

Drill/Exercise Performance	4Q/04	1Q/05	2Q/05	3Q/05	4Q/05	1Q/06	2Q/06	3Q/06
Successful opportunities	6.0	15.0	0	0	50.0	0	11.0	66.0
Total opportunities	6.0	16.0	0	0	52.0	0	12.0	76.0
Indicator value	96.7%	96.8%	96.7%	96.8%	96.4%	98.1%	97.5%	91.4%

Licensee Comments: none

ERO Drill Participation



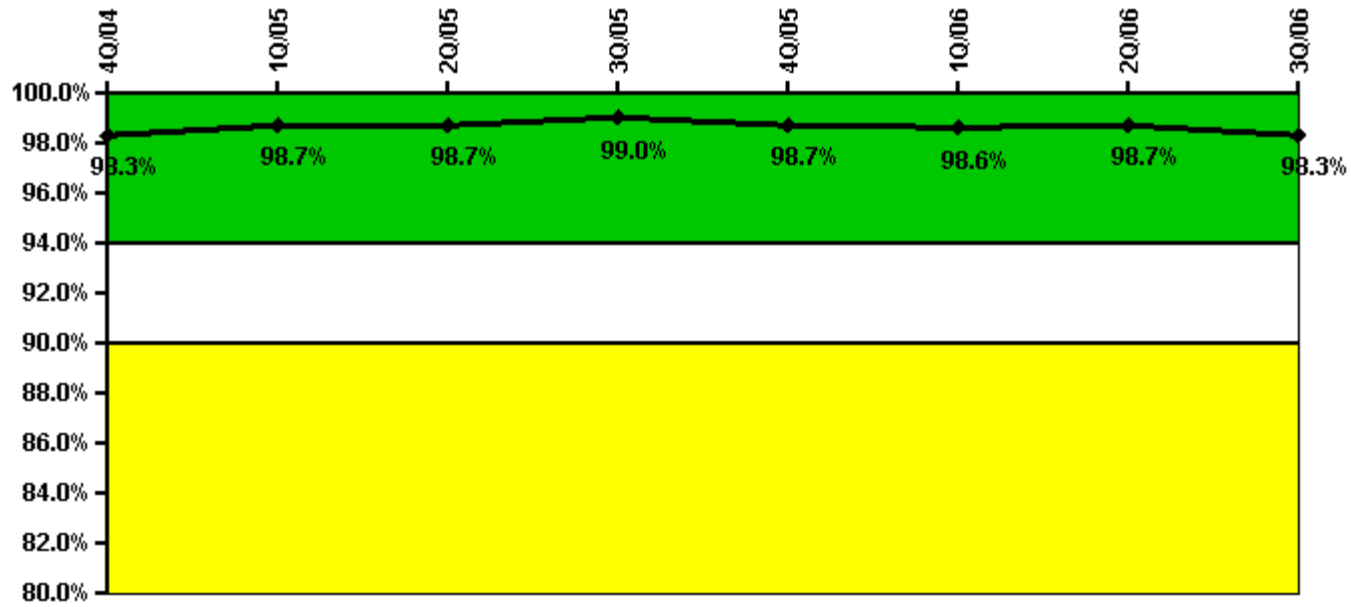
Thresholds: White < 80.0% Yellow < 60.0%

Notes

ERO Drill Participation	4Q/04	1Q/05	2Q/05	3Q/05	4Q/05	1Q/06	2Q/06	3Q/06
Participating Key personnel	58.0	68.0	68.0	67.0	75.0	71.0	76.0	76.0
Total Key personnel	60.0	71.0	71.0	71.0	81.0	77.0	77.0	76.0
Indicator value	96.7%	95.8%	95.8%	94.4%	92.6%	92.2%	98.7%	100.0%

Licensee Comments: none

Alert & Notification System



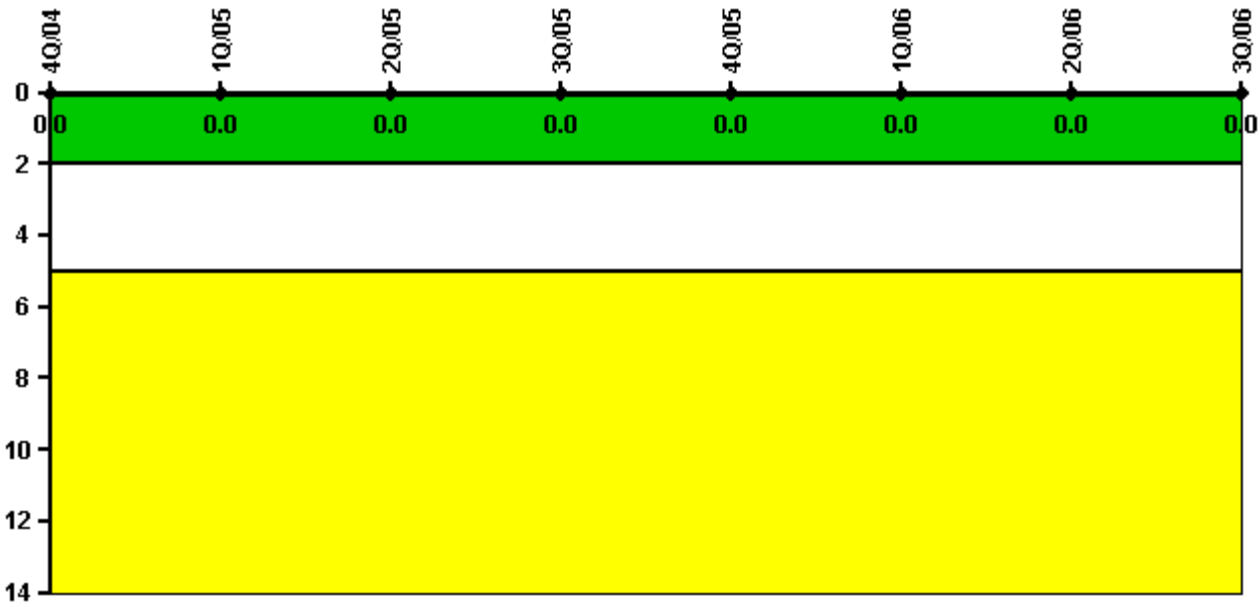
Thresholds: White < 94.0% Yellow < 90.0%

Notes

Alert & Notification System	4Q/04	1Q/05	2Q/05	3Q/05	4Q/05	1Q/06	2Q/06	3Q/06
Successful siren-tests	208	215	215	215	208	214	216	211
Total sirens-tests	214	216	216	216	216	216	216	216
Indicator value	98.3%	98.7%	98.7%	99.0%	98.7%	98.6%	98.7%	98.3%

Licensee Comments: none

Occupational Exposure Control Effectiveness



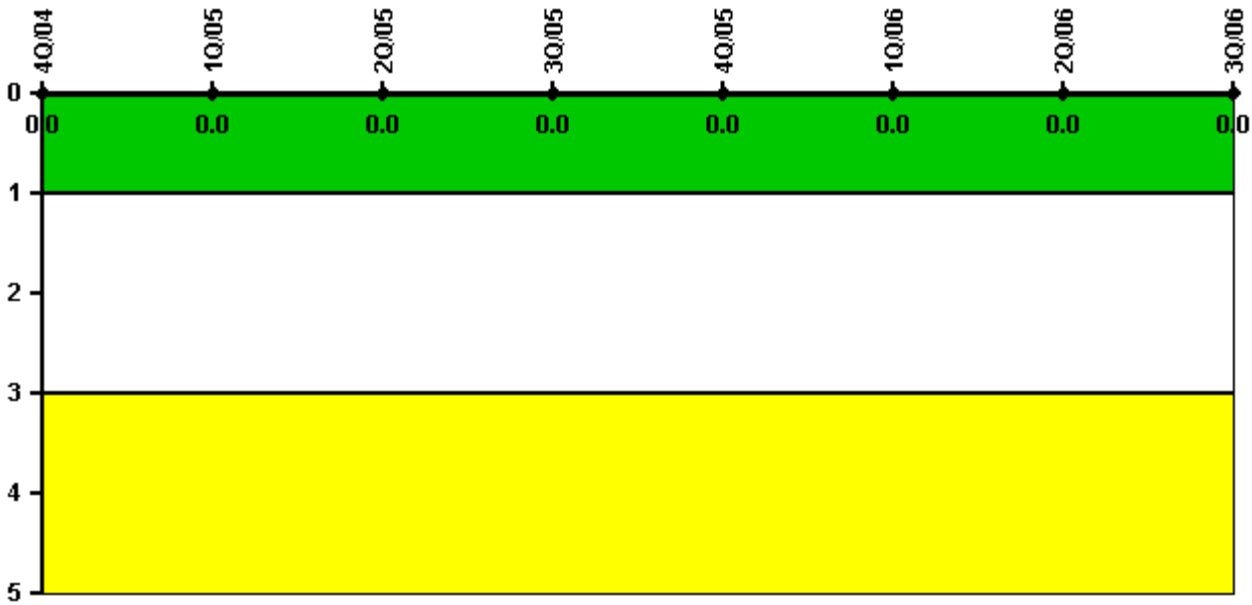
Thresholds: White > 2.0 Yellow > 5.0

Notes

Occupational Exposure Control Effectiveness	4Q/04	1Q/05	2Q/05	3Q/05	4Q/05	1Q/06	2Q/06	3Q/06
High radiation area occurrences	0	0	0	0	0	0	0	0
Very high radiation area occurrences	0	0	0	0	0	0	0	0
Unintended exposure occurrences	0	0	0	0	0	0	0	0
Indicator value	0	0	0	0	0	0	0	0

Licensee Comments: none

RETS/ODCM Radiological Effluent



Thresholds: White > 1.0 Yellow > 3.0

Notes

RETS/ODCM Radiological Effluent	4Q/04	1Q/05	2Q/05	3Q/05	4Q/05	1Q/06	2Q/06	3Q/06
RETS/ODCM occurrences	0	0	0	0	0	0	0	0
Indicator value	0	0	0	0	0	0	0	0

Licensee Comments: none

[Physical Protection](#) information not publicly available.