

# North Anna 1

## 1Q/2006 Performance Indicators

Licensee's General Comments: none

### Unplanned Scrams per 7000 Critical Hrs



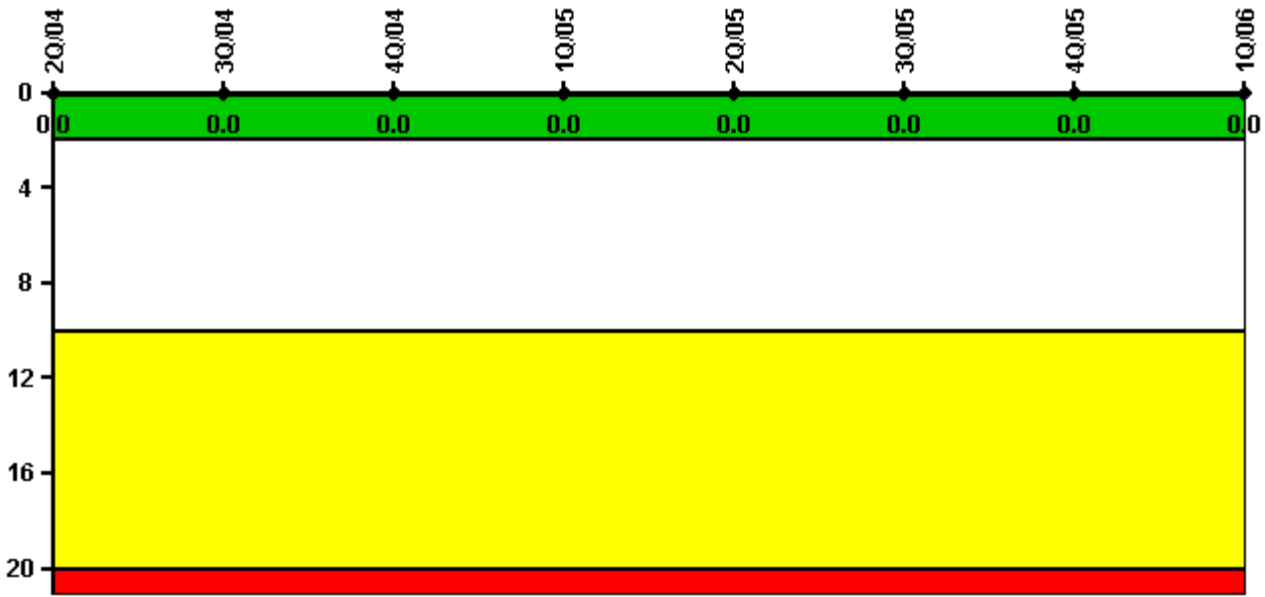
Thresholds: White > 3.0 Yellow > 6.0 Red > 25.0

### Notes

Unplanned Scrams per 7000 Critical Hrs	2Q/04	3Q/04	4Q/04	1Q/05	2Q/05	3Q/05	4Q/05	1Q/06
Unplanned scrams	0	0	0	0	0	0	0	0
Critical hours	2183.0	1753.2	2083.4	2160.0	2183.0	2208.0	2209.0	1605.3
Indicator value	0	0	0	0	0	0	0	0

Licensee Comments: none

### Scrams with Loss of Normal Heat Removal



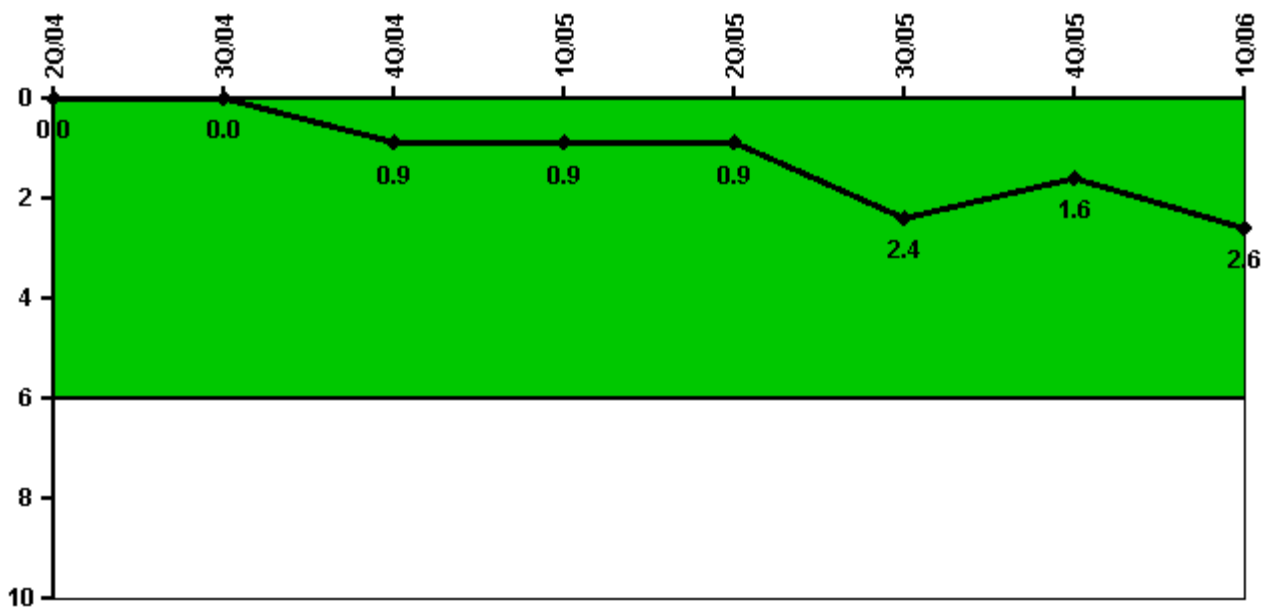
Thresholds: White > 2.0 Yellow > 10.0 Red > 20.0

#### Notes

Scrams with Loss of Normal Heat Removal	2Q/04	3Q/04	4Q/04	1Q/05	2Q/05	3Q/05	4Q/05	1Q/06
Scrams	0	0	0	0	0	0	0	0
Indicator value	0	0	0	0	0	0	0	0

Licensee Comments: none

### Unplanned Power Changes per 7000 Critical Hrs



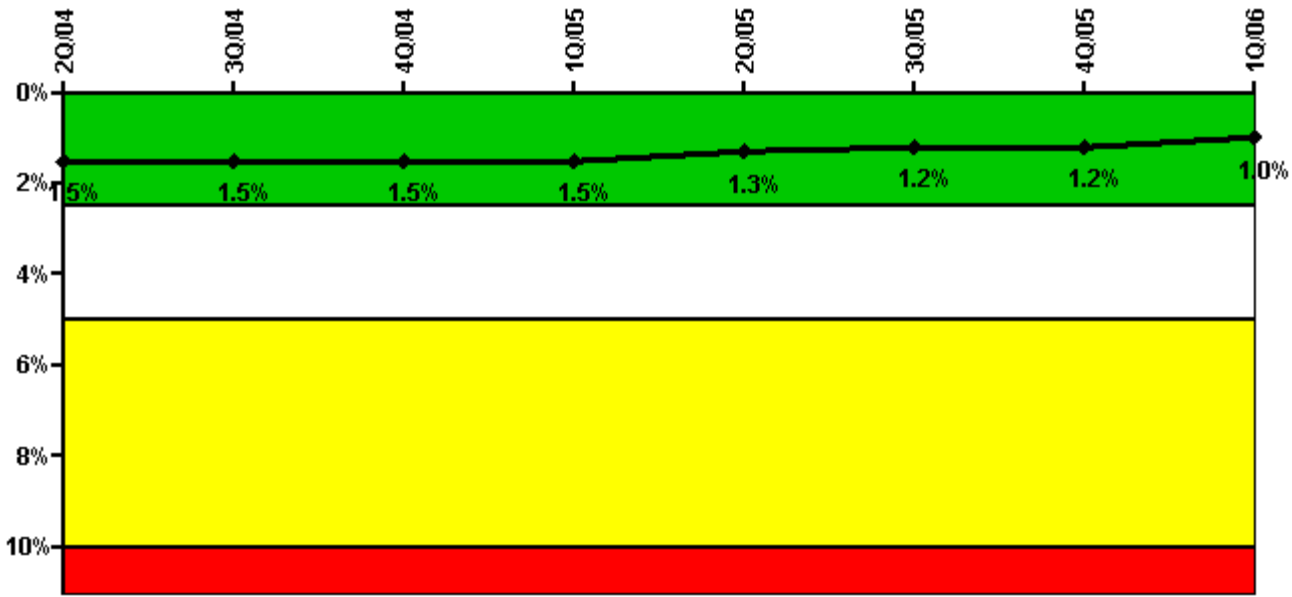
Thresholds: White > 6.0

#### Notes

Unplanned Power Changes per 7000 Critical Hrs	2Q/04	3Q/04	4Q/04	1Q/05	2Q/05	3Q/05	4Q/05	1Q/06
Unplanned power changes	0	0	1.0	0	0	2.0	0	1.0
Critical hours	2183.0	1753.2	2083.4	2160.0	2183.0	2208.0	2209.0	1605.3
Indicator value	0	0	0.9	0.9	0.9	2.4	1.6	2.6

Licensee Comments: none

### Safety System Unavailability, Emergency AC Power



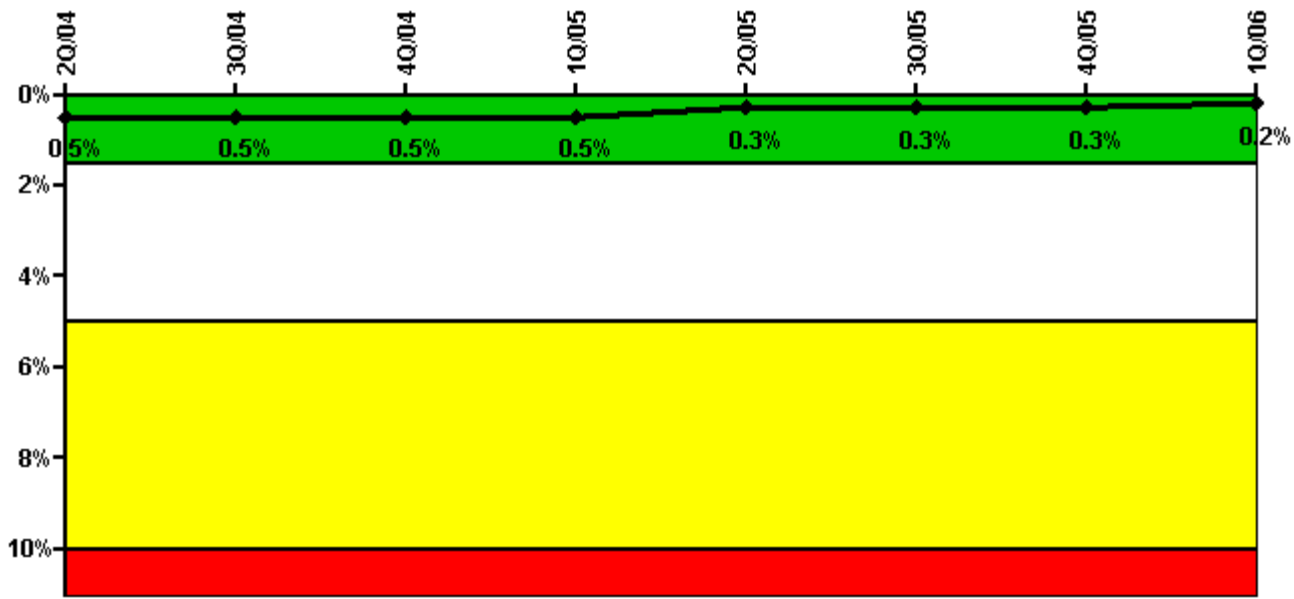
Thresholds: White > 2.5% Yellow > 5.0% Red > 10.0%

#### Notes

Safety System Unavailability, Emergency AC Power	2Q/04	3Q/04	4Q/04	1Q/05	2Q/05	3Q/05	4Q/05	1Q/06
<b>Train 1</b>								
Planned unavailable hours	37.97	7.38	8.36	6.61	5.15	7.20	7.70	7.85
Unplanned unavailable hours	2.50	0	0	14.22	0	0	0	0
Fault exposure hours	0	0	0	0	0	0	0	0
Effective Reset hours	0	0	0	0	0	0	0	0
Required hours	2183.00	1987.51	2164.64	2160.00	2183.00	2208.00	2209.00	1925.69
<b>Train 2</b>								
Planned unavailable hours	27.52	8.46	9.98	6.78	5.21	20.77	7.74	7.75
Unplanned unavailable hours	0	0	0	2.42	0	0	0	0
Fault exposure hours	0	0	0	0	0	0	0	0
Effective Reset hours	0	0	0	0	0	0	0	0
Required hours	2183.00	1987.51	2164.64	2160.00	2183.00	2208.00	2209.00	1925.69
<b>Indicator value</b>	<b>1.5%</b>	<b>1.5%</b>	<b>1.5%</b>	<b>1.5%</b>	<b>1.3%</b>	<b>1.2%</b>	<b>1.2%</b>	<b>1.0%</b>

Licensee Comments: none

### Safety System Unavailability, High Pressure Injection System (HPSI)



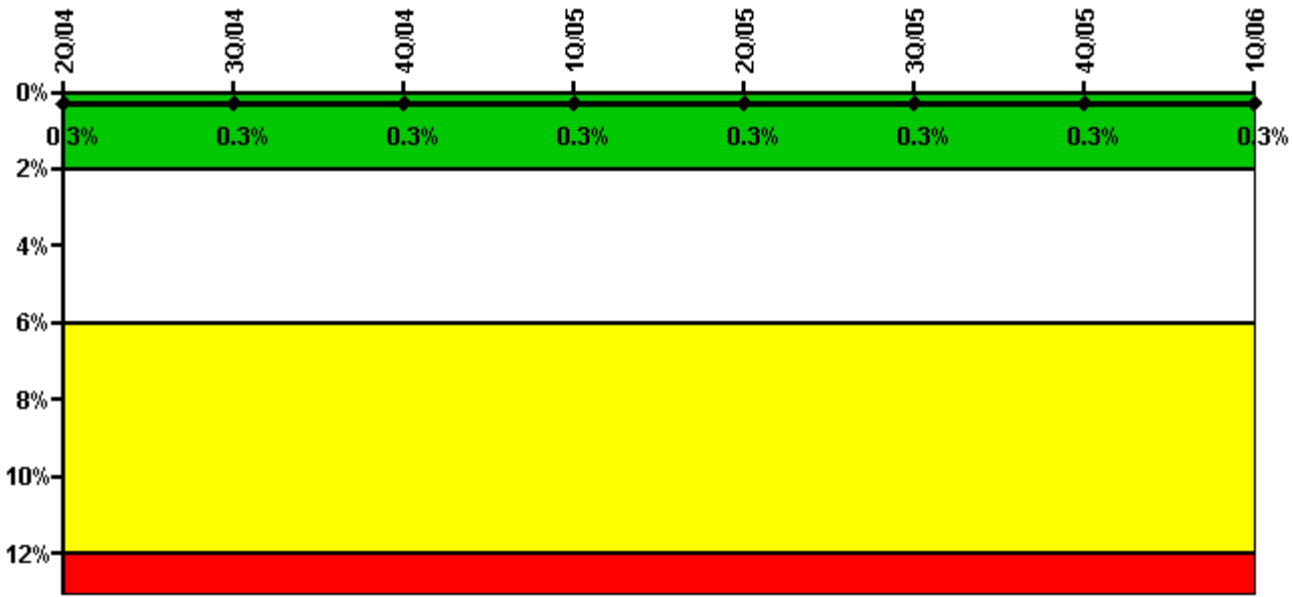
Thresholds: White > 1.5% Yellow > 5.0% Red > 10.0%

#### Notes

Safety System Unavailability, High Pressure Injection System (HPSI)	2Q/04	3Q/04	4Q/04	1Q/05	2Q/05	3Q/05	4Q/05	1Q/06
<b>Train 1</b>								
Planned unavailable hours	4.08	6.15	4.39	2.08	4.15	7.50	2.40	4.51
Unplanned unavailable hours	0	3.30	2.73	0	0	0	0	0
Fault exposure hours	0	0	0	0	0	0	0	0
Effective Reset hours	0	0	0	0	0	0	0	0
Required hours	2183.00	1764.70	2115.35	2160.00	2183.00	2208.00	2209.00	1671.90
<b>Train 2</b>								
Planned unavailable hours	5.05	4.46	3.39	3.19	3.38	4.40	4.50	2.28
Unplanned unavailable hours	0	0	0	0	0	0	0	0
Fault exposure hours	0	0	0	0	0	0	0	0
Effective Reset hours	0	0	0	0	0	0	0	0
Required hours	2183.00	1764.70	2115.35	2160.00	2183.00	2208.00	2209.00	1671.90
<b>Indicator value</b>	<b>0.5%</b>	<b>0.5%</b>	<b>0.5%</b>	<b>0.5%</b>	<b>0.3%</b>	<b>0.3%</b>	<b>0.3%</b>	<b>0.2%</b>

Licensee Comments: none

### Safety System Unavailability, Heat Removal System (AFW)



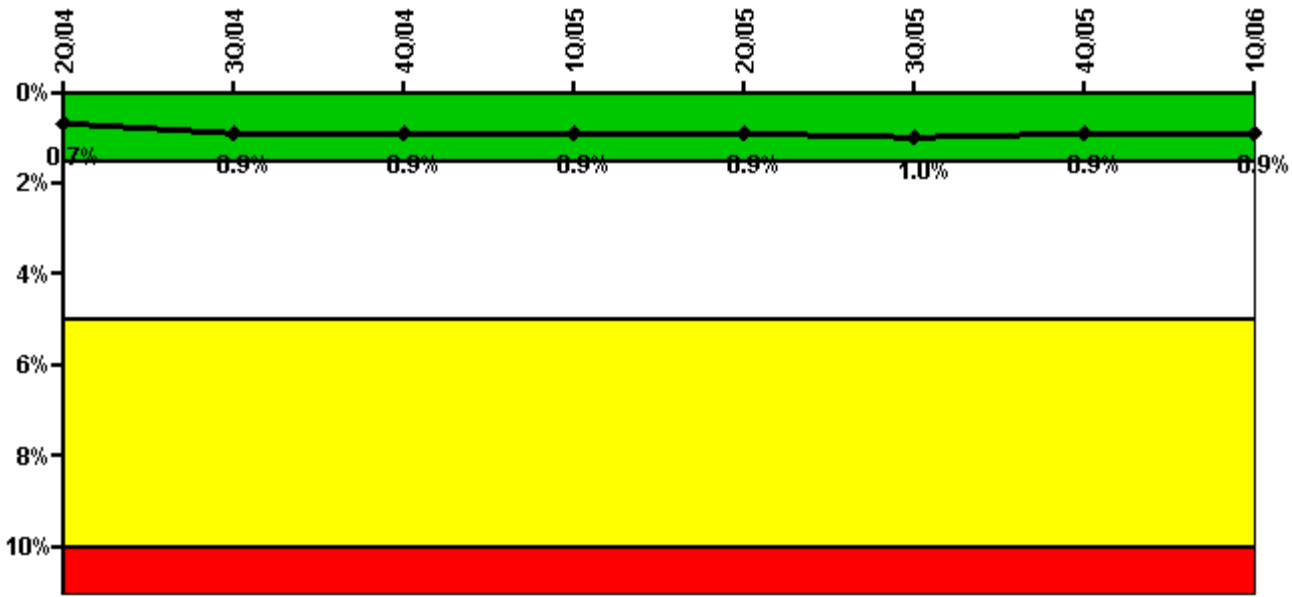
Thresholds: White > 2.0% Yellow > 6.0% Red > 12.0%

#### Notes

Safety System Unavailability, Heat Removal System (AFW)	2Q/04	3Q/04	4Q/04	1Q/05	2Q/05	3Q/05	4Q/05	1Q/06
<b>Train 1</b>								
Planned unavailable hours	4.17	5.35	5.22	10.26	4.35	5.24	1.78	2.43
Unplanned unavailable hours	0	0	0	0	0	0	0	0
Fault exposure hours	0	0	0	0	0	0	0	0
Effective Reset hours	0	0	0	0	0	0	0	0
Required hours	2183.00	1762.57	2110.42	2160.00	2183.00	2208.00	2209.00	1652.40
<b>Train 2</b>								
Planned unavailable hours	6.25	2.72	2.50	16.04	2.40	3.74	2.52	12.92
Unplanned unavailable hours	0	0	0	0	0	0	0	0
Fault exposure hours	0	0	0	0	0	0	0	0
Effective Reset hours	0	0	0	0	0	0	0	0
Required hours	2183.00	1762.57	2110.42	2160.00	2183.00	2208.00	2209.00	1652.40
<b>Train 3</b>								
Planned unavailable hours	9.92	0	5.65	7.70	3.57	4.58	2.78	0
Unplanned unavailable hours	0	0	0	0	0	0	0	0
Fault exposure hours	0	0	0	0	0	0	0	0
Effective Reset hours	0	0	0	0	0	0	0	0
Required hours	2183.00	1762.57	2110.42	2160.00	2183.00	2208.00	2209.00	1652.40
<b>Indicator value</b>	<b>0.3%</b>	<b>0.3%</b>	<b>0.3%</b>	<b>0.3%</b>	<b>0.3%</b>	<b>0.3%</b>	<b>0.3%</b>	<b>0.3%</b>

Licensee Comments: none

### Safety System Unavailability, Residual Heat Removal System



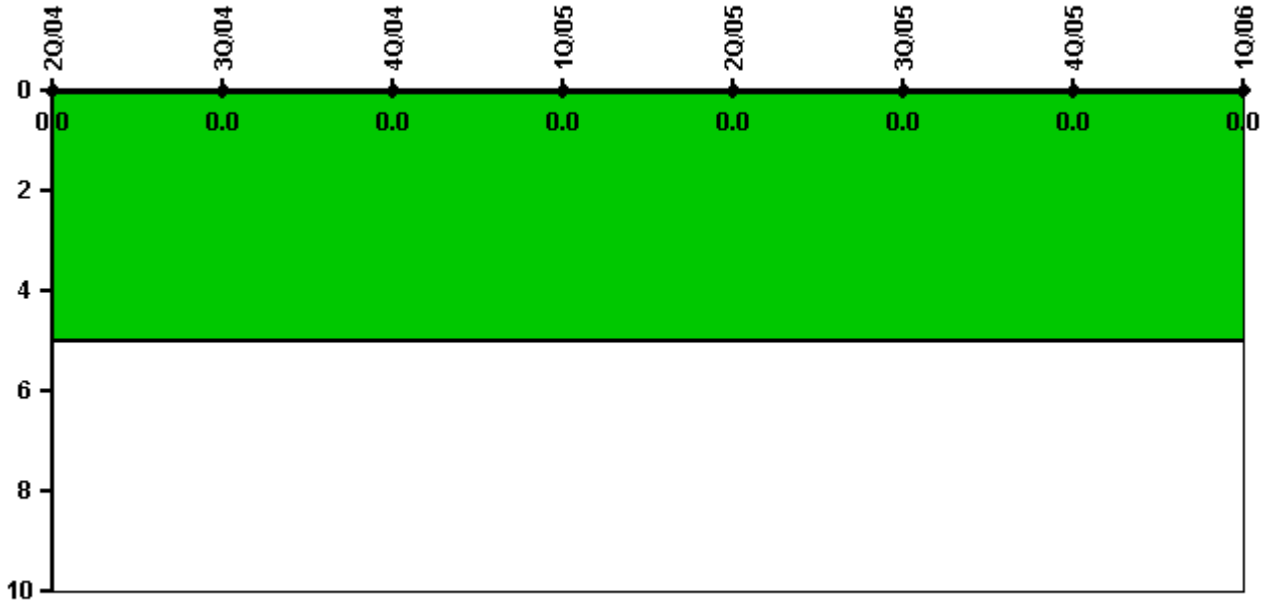
Thresholds: White > 1.5% Yellow > 5.0% Red > 10.0%

**Notes**

Safety System Unavailability, Residual Heat Removal System	2Q/04	3Q/04	4Q/04	1Q/05	2Q/05	3Q/05	4Q/05	1Q/06
<b>Train 1</b>								
Planned unavailable hours	5.95	21.85	6.09	83.91	9.32	14.58	3.78	16.55
Unplanned unavailable hours	0	160.82	9.80	16.37	4.48	22.21	107.02	0
Fault exposure hours	0	0	0	0	0	0	0	0
Effective Reset hours	0	0	0	0	0	0	0	0
Required hours	2183.00	1764.70	2115.35	2160.00	2183.00	2208.00	2209.00	1689.88
<b>Train 2</b>								
Planned unavailable hours	15.52	2.95	7.12	29.53	13.55	14.36	7.96	15.09
Unplanned unavailable hours	0	81.52	0	0	16.22	0	0	0
Fault exposure hours	0	0	0	0	0	0	0	0
Effective Reset hours	0	0	0	0	0	0	0	0
Required hours	2183.00	1764.70	2115.35	2160.00	2183.00	2208.00	2209.00	1689.88
<b>Train 3</b>								
Planned unavailable hours	0	3.33	0	0	0	0.83	0	2.00
Unplanned unavailable hours	0	0	0	0	0	0	0	0
Fault exposure hours	0	0	0	0	0	0	0	0
Effective Reset hours	0	0	0	0	0	0	0	0
Required hours	2183.00	2029.98	2164.64	2160.00	2183.00	2208.00	2209.00	1927.54
<b>Train 4</b>								
Planned unavailable hours	0	5.27	0	0	0	13.28	0	2.03
Unplanned unavailable hours	0	0	0	0	0	0	0	0
Fault exposure hours	0	0	0	0	0	0	0	0
Effective Reset hours	0	0	0	0	0	0	0	0
Required hours	2183.00	2029.98	2164.64	2160.00	2183.00	2208.00	2209.00	1927.54
<b>Indicator value</b>	<b>0.7%</b>	<b>0.9%</b>	<b>0.9%</b>	<b>0.9%</b>	<b>0.9%</b>	<b>1.0%</b>	<b>0.9%</b>	<b>0.9%</b>

Licensee Comments: none

### Safety System Functional Failures (PWR)



Thresholds: White > 5.0

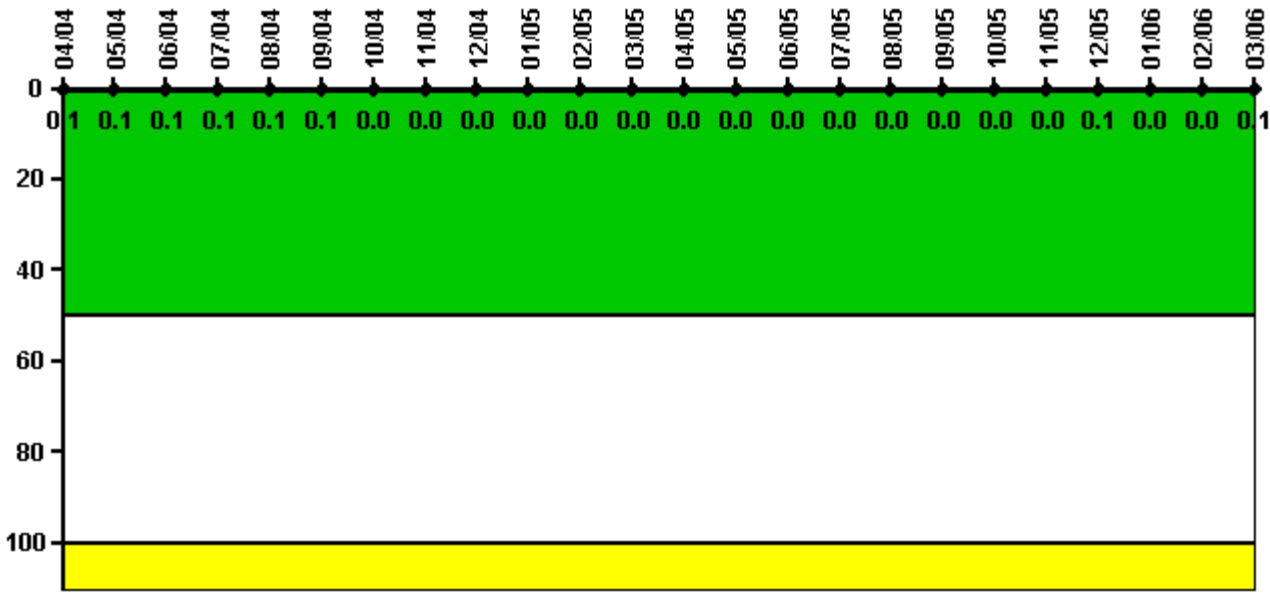
#### Notes

Safety System Functional Failures (PWR)	2Q/04	3Q/04	4Q/04	1Q/05	2Q/05	3Q/05	4Q/05	1Q/06
Safety System Functional Failures	0	0	0	0	0	0	0	0
Indicator value	0	0	0	0	0	0	0	0

Licensee Comments: none



### Reactor Coolant System Activity




Thresholds: White > 50.0 Yellow > 100.0

#### Notes

Reactor Coolant System Activity	4/04	5/04	6/04	7/04	8/04	9/04	10/04	11/04	12/04	1/05	2/05	3/05
Maximum activity	0.000595	0.000600	0.000633	0.000646	0.000676	0.000908	0.000360	0.000285	0.000389	0.000313	0.000338	0.000333
Technical specification limit	1.0	1.0	1.0	1.0	1.0	1.0	1.0	1.0	1.0	1.0	1.0	1.0
Indicator value	0.1	0.1	0.1	0.1	0.1	0.1	0	0	0	0	0	0
Reactor Coolant System Activity	4/05	5/05	6/05	7/05	8/05	9/05	10/05	11/05	12/05	1/06	2/06	3/06
Maximum activity	0.000334	0.000366	0.000373	0.000390	0.000400	0.000421	0.000490	0.000466	0.000562	0.000494	0.000481	0.000533
Technical specification limit	1.0	1.0	1.0	1.0	1.0	1.0	1.0	1.0	1.0	1.0	1.0	1.0
Indicator value	0	0	0	0	0	0	0	0	0.1	0	0	0.1

Licensee Comments: none

### Reactor Coolant System Leakage



Thresholds: White > 50.0 Yellow > 100.0

#### Notes

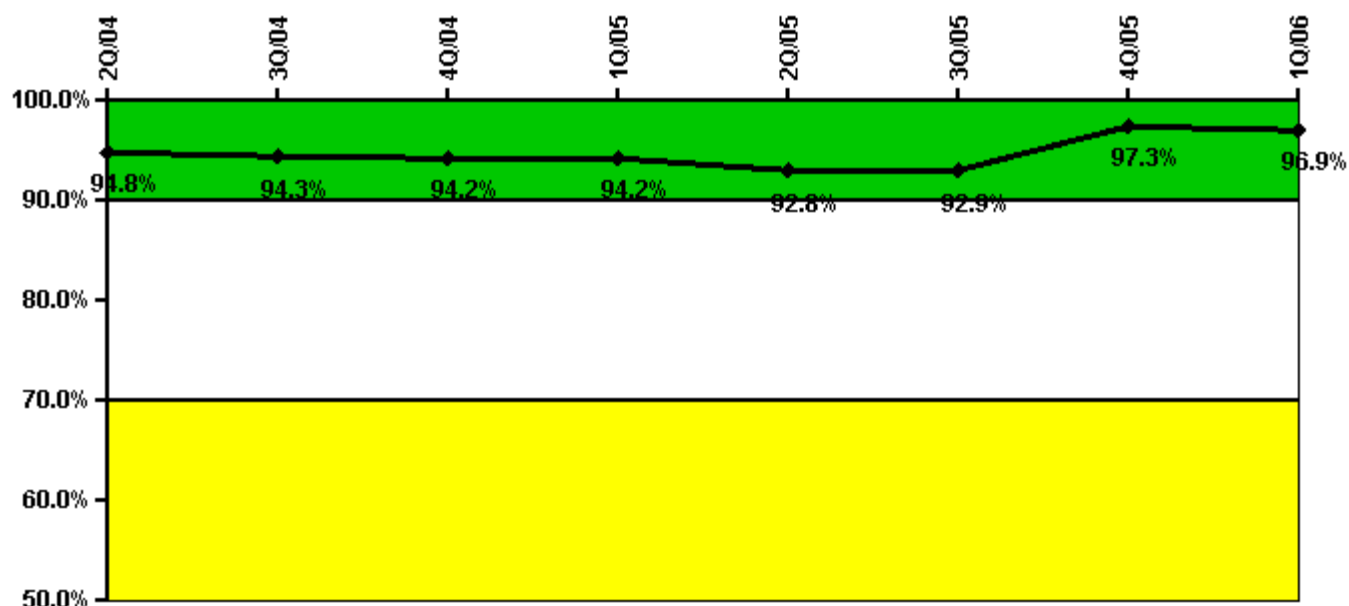
Reactor Coolant System Leakage	4/04	5/04	6/04	7/04	8/04	9/04	10/04	11/04	12/04	1/05	2/05	3/05
Maximum leakage	0.113	0.155	0.150	0.139	0.207	0.198	0.149	0.140	0.126	0.125	0.107	0.100
Technical specification limit	10.0	10.0	10.0	10.0	10.0	10.0	10.0	10.0	10.0	10.0	10.0	10.0
Indicator value	1.1	1.6	1.5	1.4	2.1	2.0	1.5	1.4	1.3	1.3	1.1	1.0

Reactor Coolant System Leakage	4/05	5/05	6/05	7/05	8/05	9/05	10/05	11/05	12/05	1/06	2/06	3/06
Maximum leakage	0.106	0.100	0.105	0.136	0.124	0.119	0.111	0.105	0.098	0.101	0.123	0.116
Technical specification limit	10.0	10.0	10.0	10.0	10.0	10.0	10.0	10.0	10.0	10.0	10.0	10.0
Indicator value	1.1	1.0	1.1	1.4	1.2	1.2	1.1	1.1	1.0	1.0	1.2	1.2

Licensee Comments: none

### Drill/Exercise Performance



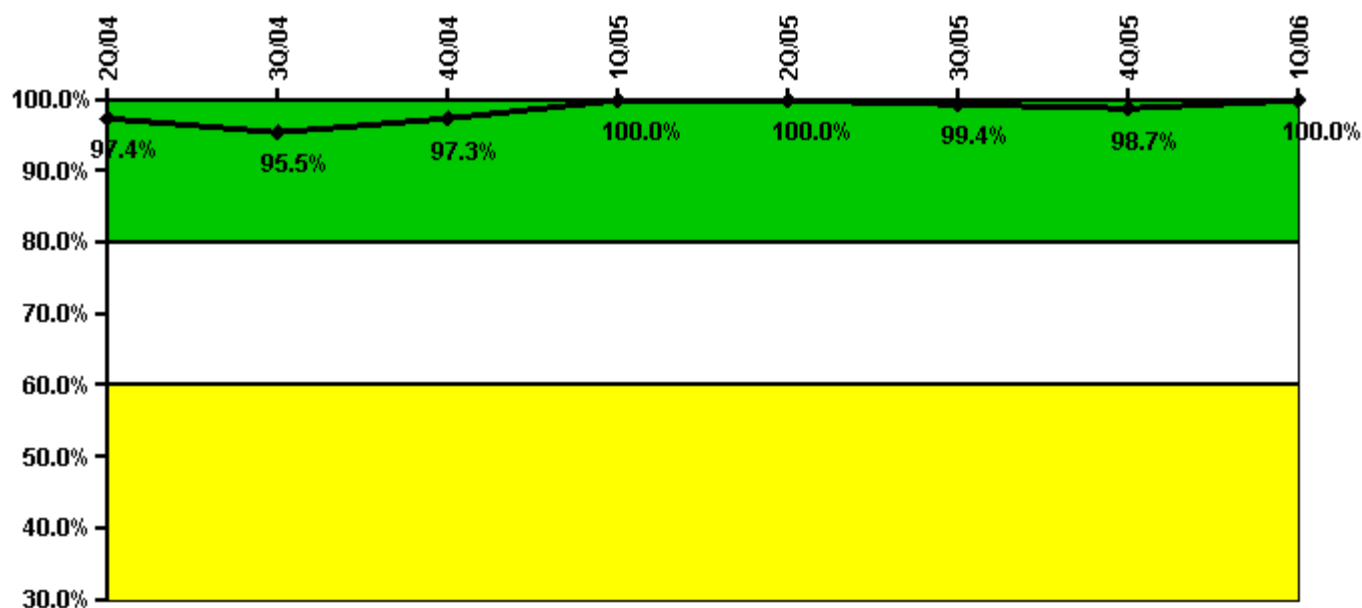
Thresholds: White < 90.0% Yellow < 70.0%

#### Notes

Drill/Exercise Performance	2Q/04	3Q/04	4Q/04	1Q/05	2Q/05	3Q/05	4Q/05	1Q/06
Successful opportunities	11.0	13.0	6.0	64.0	53.0	6.0	35.0	29.0
Total opportunities	11.0	14.0	6.0	68.0	53.0	6.0	35.0	31.0
Indicator value	94.8%	94.3%	94.2%	94.2%	92.8%	92.9%	97.3%	96.9%

Licensee Comments: none

### ERO Drill Participation



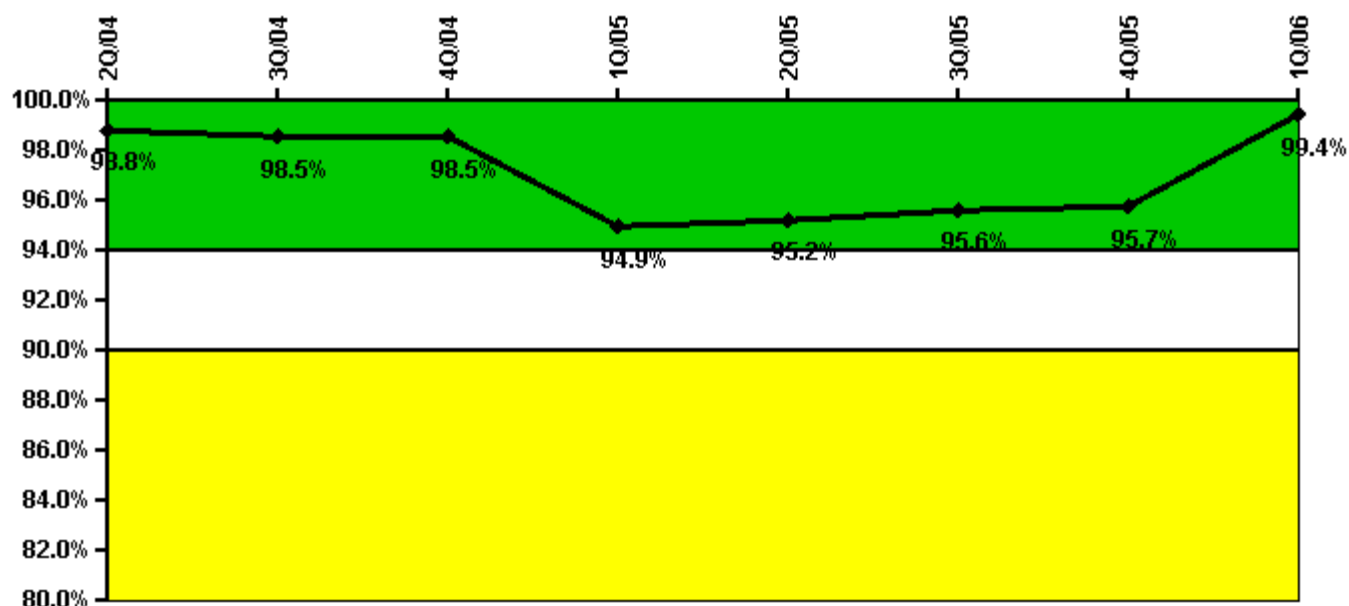
Thresholds: White < 80.0% Yellow < 60.0%

#### Notes

ERO Drill Participation	2Q/04	3Q/04	4Q/04	1Q/05	2Q/05	3Q/05	4Q/05	1Q/06
Participating Key personnel	147.0	149.0	142.0	159.0	166.0	164.0	156.0	159.0
Total Key personnel	151.0	156.0	146.0	159.0	166.0	165.0	158.0	159.0
Indicator value	97.4%	95.5%	97.3%	100.0%	100.0%	99.4%	98.7%	100.0%

Licensee Comments: none

### Alert & Notification System



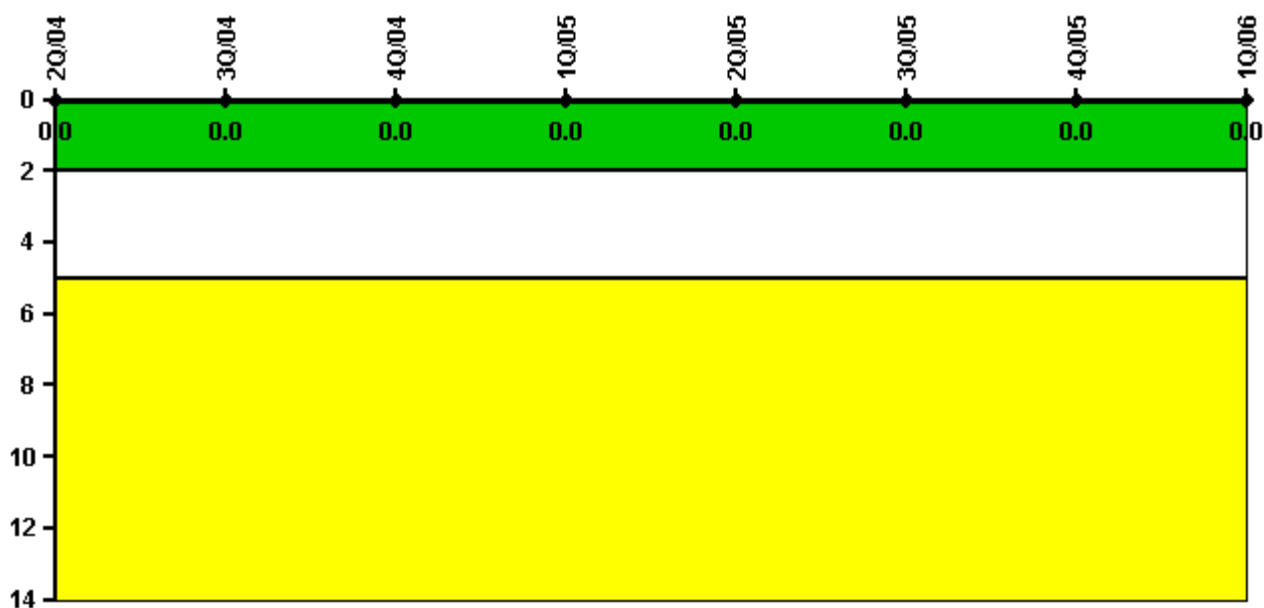
Thresholds: White < 94.0% Yellow < 90.0%

#### Notes

Alert & Notification System	2Q/04	3Q/04	4Q/04	1Q/05	2Q/05	3Q/05	4Q/05	1Q/06
Successful siren-tests	436	450	461	399	466	465	470	476
Total sirens-tests	443	460	467	469	469	469	474	476
Indicator value	98.8%	98.5%	98.5%	94.9%	95.2%	95.6%	95.7%	99.4%

Licensee Comments: none

### Occupational Exposure Control Effectiveness



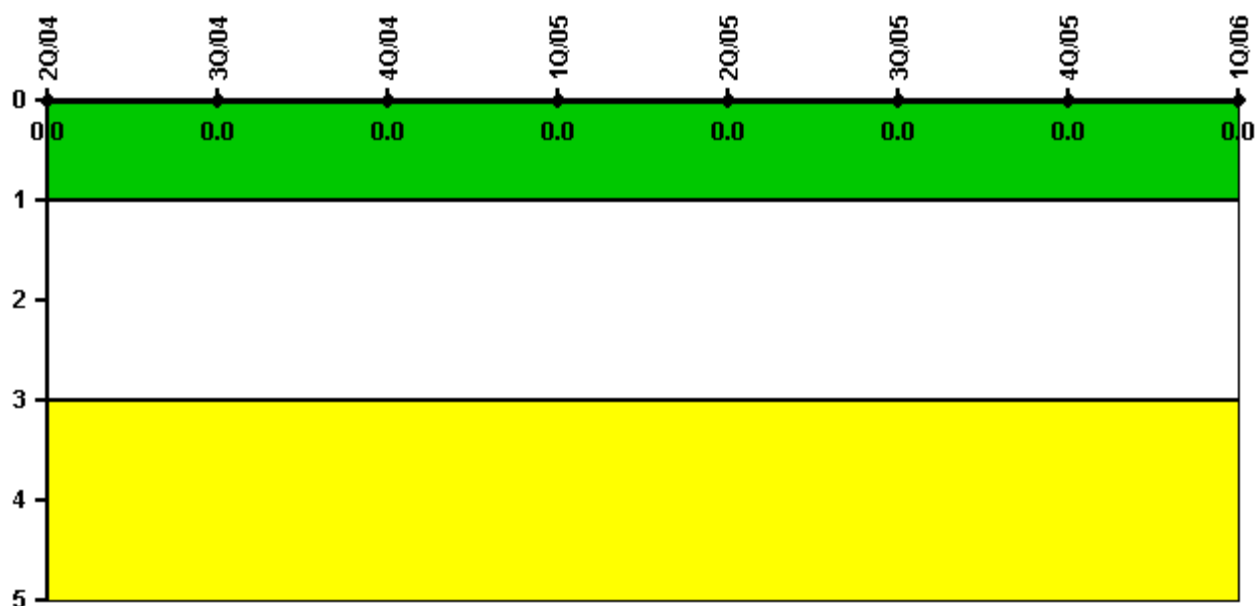
Thresholds: White > 2.0 Yellow > 5.0

#### Notes

Occupational Exposure Control Effectiveness	2Q/04	3Q/04	4Q/04	1Q/05	2Q/05	3Q/05	4Q/05	1Q/06
High radiation area occurrences	0	0	0	0	0	0	0	0
Very high radiation area occurrences	0	0	0	0	0	0	0	0
Unintended exposure occurrences	0	0	0	0	0	0	0	0
<b>Indicator value</b>	<b>0</b>	<b>0</b>	<b>0</b>	<b>0</b>	<b>0</b>	<b>0</b>	<b>0</b>	<b>0</b>

Licensee Comments: none

### RETS/ODCM Radiological Effluent



Thresholds: White > 1.0 Yellow > 3.0

#### Notes

RETS/ODCM Radiological Effluent	2Q/04	3Q/04	4Q/04	1Q/05	2Q/05	3Q/05	4Q/05	1Q/06
RETS/ODCM occurrences	0	0	0	0	0	0	0	0
Indicator value	0	0	0	0	0	0	0	0

Licensee Comments: none

[Physical Protection](#) information not publicly available.

▲ [Action Matrix Summary](#) | [Inspection Findings Summary](#) | [PI Summary](#) | [Reactor Oversight Process](#)

Last Modified: May 5, 2006