

Millstone 3

1Q/2005 Performance Indicators

Licensee's General Comments: none

Unplanned Scrams per 7000 Critical Hrs



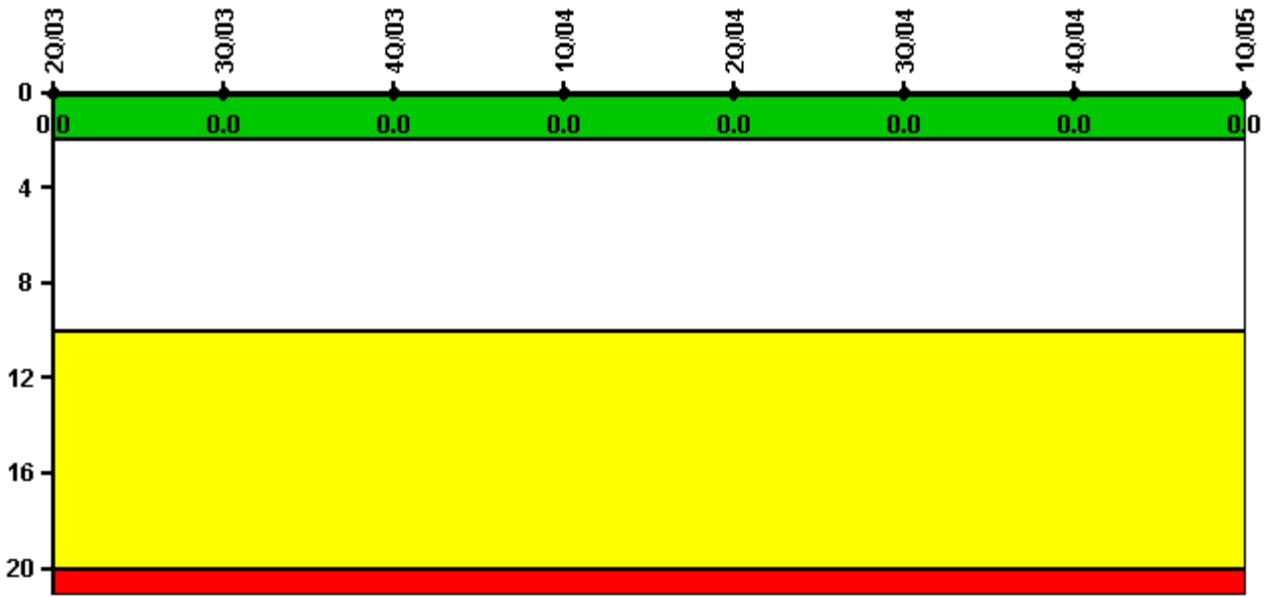
Thresholds: White > 3.0 Yellow > 6.0 Red > 25.0

Notes

Unplanned Scrams per 7000 Critical Hrs	2Q/03	3Q/03	4Q/03	1Q/04	2Q/04	3Q/04	4Q/04	1Q/05
Unplanned scrams	0	0	0	0	0	0	0	0
Critical hours	2183.0	2208.0	2209.0	2184.0	1379.9	2208.0	2209.0	2160.0
Indicator value	0.9	0.8	0	0	0	0	0	0

Licensee Comments: none

Scrams with Loss of Normal Heat Removal



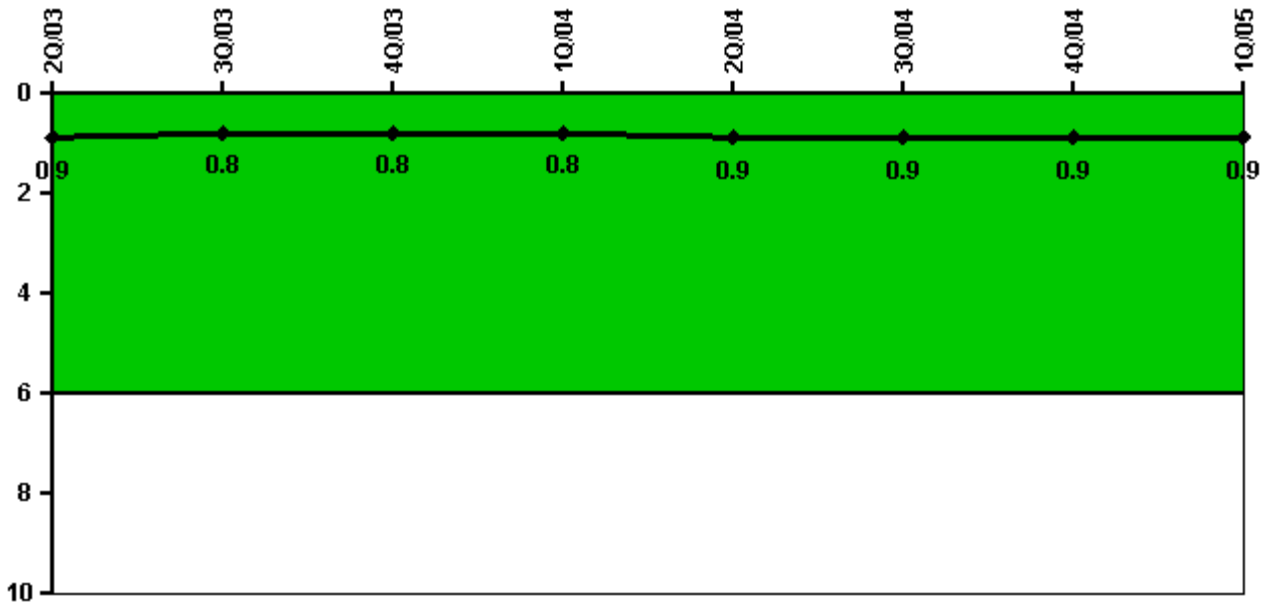
Thresholds: White > 2.0 Yellow > 10.0 Red > 20.0

Notes

Scrams with Loss of Normal Heat Removal	2Q/03	3Q/03	4Q/03	1Q/04	2Q/04	3Q/04	4Q/04	1Q/05
Scrams	0	0	0	0	0	0	0	0
Indicator value	0	0	0	0	0	0	0	0

Licensee Comments: none

Unplanned Power Changes per 7000 Critical Hrs



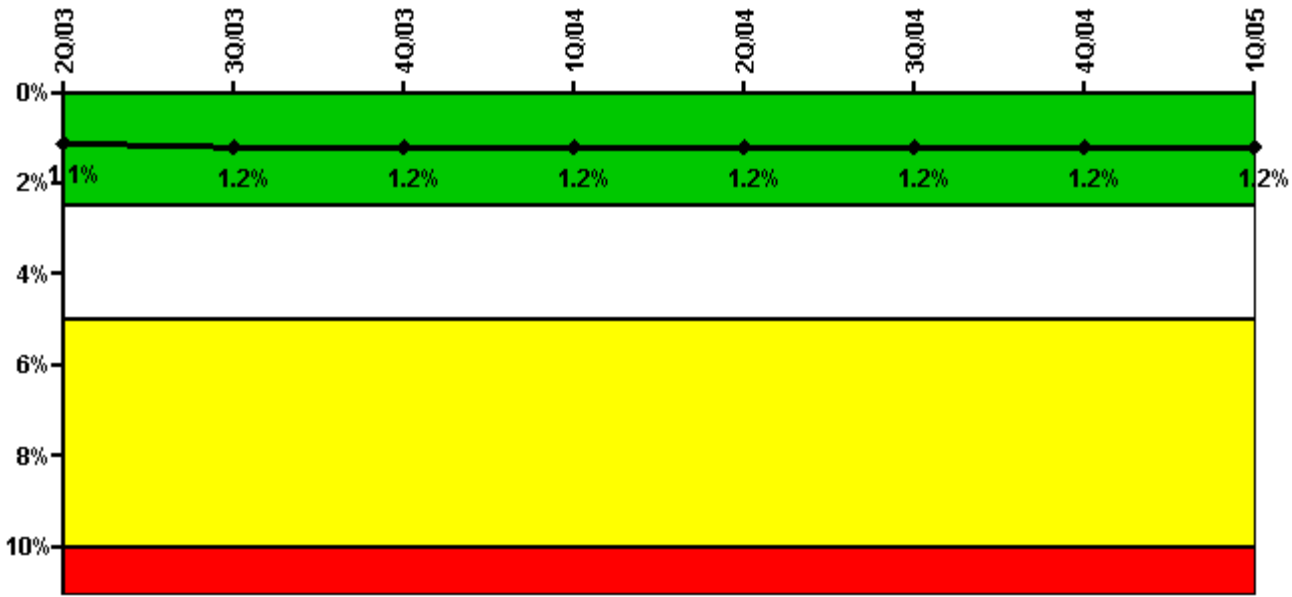
Thresholds: White > 6.0

Notes

Unplanned Power Changes per 7000 Critical Hrs	2Q/03	3Q/03	4Q/03	1Q/04	2Q/04	3Q/04	4Q/04	1Q/05
Unplanned power changes	0	0	1.0	0	0	0	1.0	0
Critical hours	2183.0	2208.0	2209.0	2184.0	1379.9	2208.0	2209.0	2160.0
Indicator value	0.9	0.8	0.8	0.8	0.9	0.9	0.9	0.9

Licensee Comments: none

Safety System Unavailability, Emergency AC Power



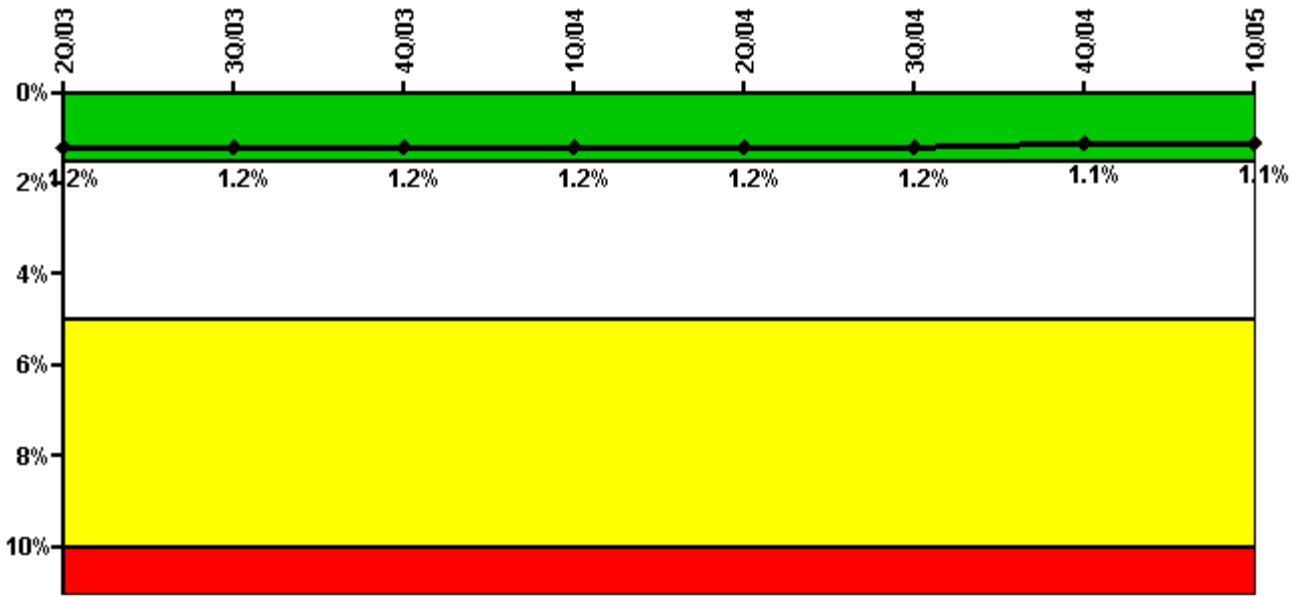
Thresholds: White > 2.5% Yellow > 5.0% Red > 10.0%

Notes

Safety System Unavailability, Emergency AC Power	2Q/03	3Q/03	4Q/03	1Q/04	2Q/04	3Q/04	4Q/04	1Q/05
Train 1								
Planned unavailable hours	3.20	28.30	28.16	21.15	12.65	13.83	23.36	17.71
Unplanned unavailable hours	23.01	0	0	0	0	0	0	22.49
Fault exposure hours	0	0	0	0	0	0	0	0
Effective Reset hours	0	0	0	0	0	0	0	0
Required hours	2183.00	2208.00	2209.00	2184.00	2052.00	2208.00	2209.00	2160.00
Train 2								
Planned unavailable hours	2.02	25.60	26.47	30.22	13.03	21.81	14.26	15.73
Unplanned unavailable hours	69.27	0	4.55	1.55	0	14.12	0	0
Fault exposure hours	0	0	0	0	0	0	0	0
Effective Reset hours	0	0	0	0	0	0	0	0
Required hours	2183.00	2208.00	2209.00	2184.00	2183.00	2208.00	2209.00	2160.00
Indicator value	1.1%	1.2%	1.2%	1.2%	1.2%	1.2%	1.2%	1.2%

Licensee Comments: none

Safety System Unavailability, High Pressure Injection System (HPSI)



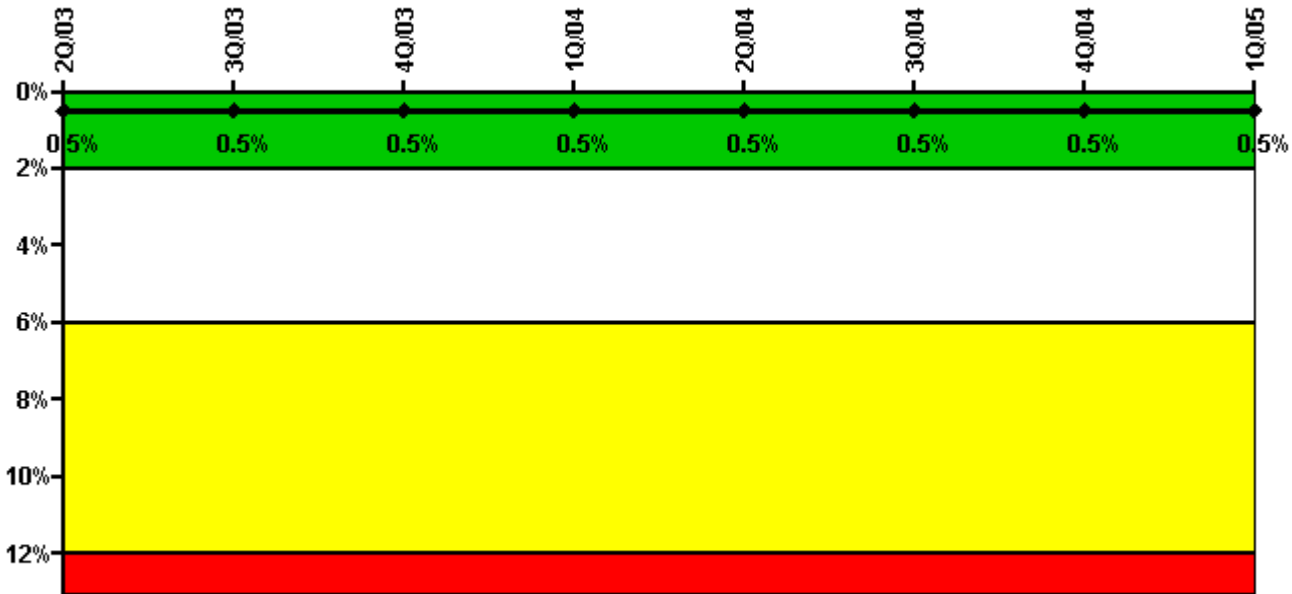
Thresholds: White > 1.5% Yellow > 5.0% Red > 10.0%

Notes

Safety System Unavailability, High Pressure Injection System (HPSI)	2Q/03	3Q/03	4Q/03	1Q/04	2Q/04	3Q/04	4Q/04	1Q/05
Train 1								
Planned unavailable hours	17.04	13.49	16.29	22.54	3.18	12.38	14.80	14.37
Unplanned unavailable hours	0	0	12.97	0	0	44.52	5.20	20.22
Fault exposure hours	0	0	0	0	0	0	0	0
Effective Reset hours	0	0	0	0	0	0	0	0
Required hours	2183.00	2208.00	2209.00	2184.00	1483.35	2208.00	2209.00	2160.00
Train 2								
Planned unavailable hours	16.52	23.08	17.47	19.59	17.04	21.30	52.72	6.92
Unplanned unavailable hours	0	8.07	0	58.80	0	7.45	0	0
Fault exposure hours	0	0	0	0	0	0	0	0
Effective Reset hours	0	0	0	0	0	0	0	0
Required hours	2183.00	2208.00	2209.00	2184.00	1483.35	2208.00	2209.00	2160.00
Train 3								
Planned unavailable hours	30.29	7.92	32.23	12.52	14.24	29.73	11.19	27.73
Unplanned unavailable hours	0	0	16.90	0	0	0	0	9.02
Fault exposure hours	0	0	0	0	0	0	0	0
Effective Reset hours	0	0	0	0	0	0	0	0
Required hours	2183.00	2208.00	2209.00	2184.00	1483.35	2208.00	2209.00	2160.00
Train 4								
Planned unavailable hours	4.40	23.85	20.66	8.87	17.36	23.03	25.67	8.30
Unplanned unavailable hours	0	0	0	0	0	0	0	2.83
Fault exposure hours	0	0	0	0	0	0	0	0
Effective Reset hours	0	0	0	0	0	0	0	0
Required hours	2183.00	2208.00	2209.00	2184.00	1483.35	2208.00	2209.00	2160.00
Indicator value	1.2%	1.2%	1.2%	1.2%	1.2%	1.2%	1.1%	1.1%

Licensee Comments: none

Safety System Unavailability, Heat Removal System (AFW)



Thresholds: White > 2.0% Yellow > 6.0% Red > 12.0%

Notes

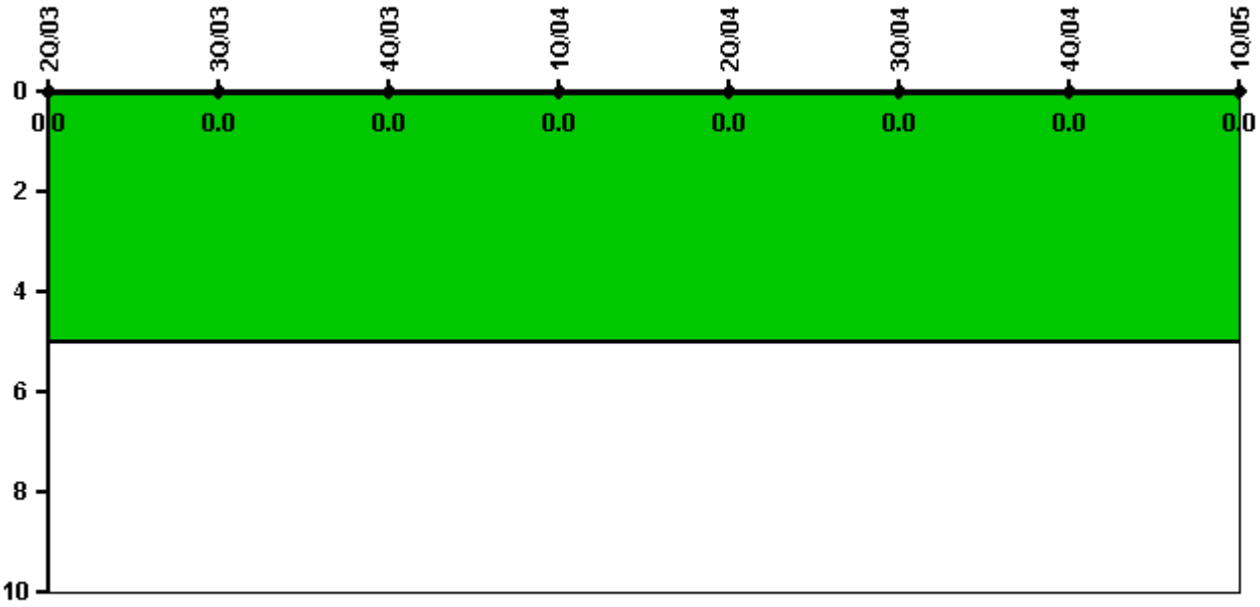
Safety System Unavailability, Heat Removal System (AFW)	2Q/03	3Q/03	4Q/03	1Q/04	2Q/04	3Q/04	4Q/04	1Q/05
Train 1								
Planned unavailable hours	14.73	7.40	14.05	2.50	0.71	3.32	9.87	4.91
Unplanned unavailable hours	0	0	0	0	0	0	0	1.13
Fault exposure hours	0	0	0	0	0	0	0	0
Effective Reset hours	0	0	0	0	0	0	0	0
Required hours	2183.00	744.00	2209.00	2184.00	1453.00	2208.00	2209.00	2160.00
Train 2								
Planned unavailable hours	16.16	2.19	2.85	2.29	12.84	16.82	17.50	4.78
Unplanned unavailable hours	0	0	0	0	0	0	0	1.13
Fault exposure hours	0	0	0	0	0	0	0	0
Effective Reset hours	0	0	0	0	0	0	0	0
Required hours	2183.00	2208.00	2209.00	2184.00	1453.00	2208.00	2209.00	2160.00
Train 3								
Planned unavailable hours	25.03	9.01	12.88	20.10	4.73	4.02	14.66	5.18
Unplanned unavailable hours	0	0	0	0	33.01	0	0	0
Fault exposure hours	0	0	0	0	0	0	0	0
Effective Reset hours	0	0	0	0	0	0	0	0
Required hours	2183.00	2208.00	2209.00	2184.00	1453.00	2208.00	2209.00	2160.00
Indicator value	0.5%	0.5%	0.5%	0.5%	0.5%	0.5%	0.5%	0.5%

Licensee Comments: none

Required hours	2183.00	2208.00	2209.00	2184.00	1483.35	2208.00	2209.00	8208.00
Indicator value	0.5%	0.4%	0.5%	0.5%	0.5%	0.5%	0.5%	0.5%

Licensee Comments: none

Safety System Functional Failures (PWR)



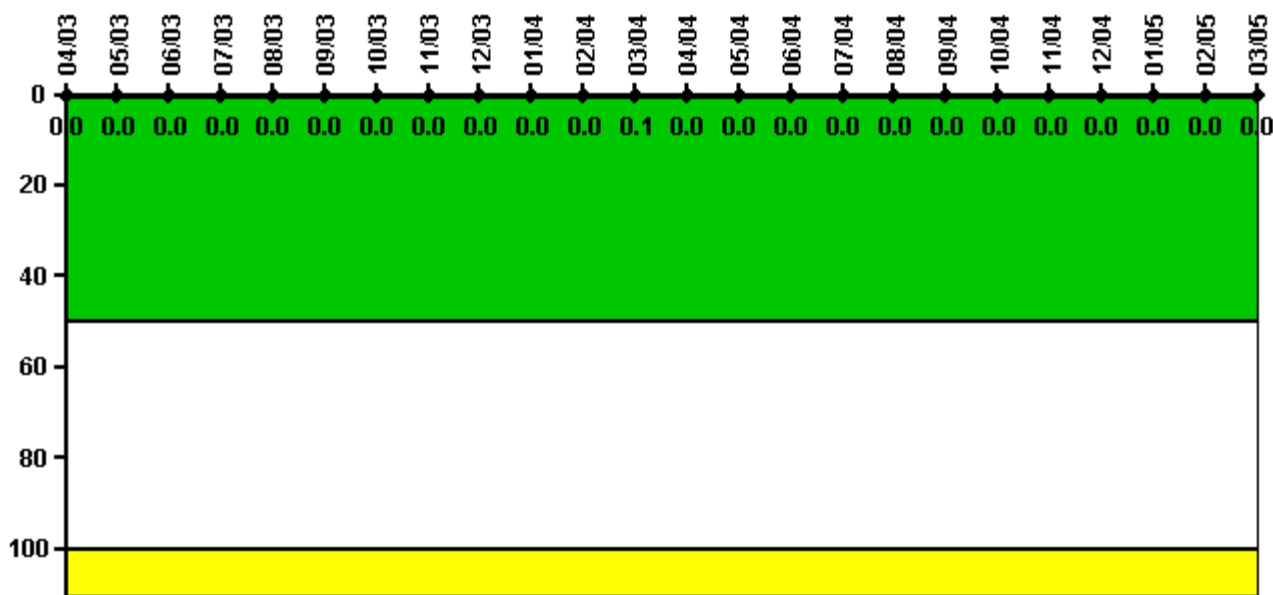
Thresholds: White > 5.0

Notes

Safety System Functional Failures (PWR)	2Q/03	3Q/03	4Q/03	1Q/04	2Q/04	3Q/04	4Q/04	1Q/05
Safety System Functional Failures	0	0	0	0	0	0	0	0
Indicator value	0	0	0	0	0	0	0	0

Licensee Comments: none

Reactor Coolant System Activity




Thresholds: White > 50.0 Yellow > 100.0

Notes

Reactor Coolant System Activity	4/03	5/03	6/03	7/03	8/03	9/03	10/03	11/03	12/03	1/04	2/04	3/04
Maximum activity	0.000217	0.000224	0.000259	0.000267	0.000259	0.000247	0.000256	0.000271	0.000290	0.000284	0.000295	0.000899
Technical specification limit	1.0	1.0	1.0	1.0	1.0	1.0	1.0	1.0	1.0	1.0	1.0	1.0
Indicator value	0	0	0	0	0	0	0	0	0	0	0	0.1
Reactor Coolant System Activity	4/04	5/04	6/04	7/04	8/04	9/04	10/04	11/04	12/04	1/05	2/05	3/05
Maximum activity	0.000196	0.000095	0.000160	0.000153	0.000160	0.000171	0.000177	0.000179	0.000201	0.000192	0.000204	0.000207
Technical specification limit	1.0	1.0	1.0	1.0	1.0	1.0	1.0	1.0	1.0	1.0	1.0	1.0
Indicator value	0	0	0	0	0	0	0	0	0	0	0	0

Licensee Comments: none

Reactor Coolant System Leakage



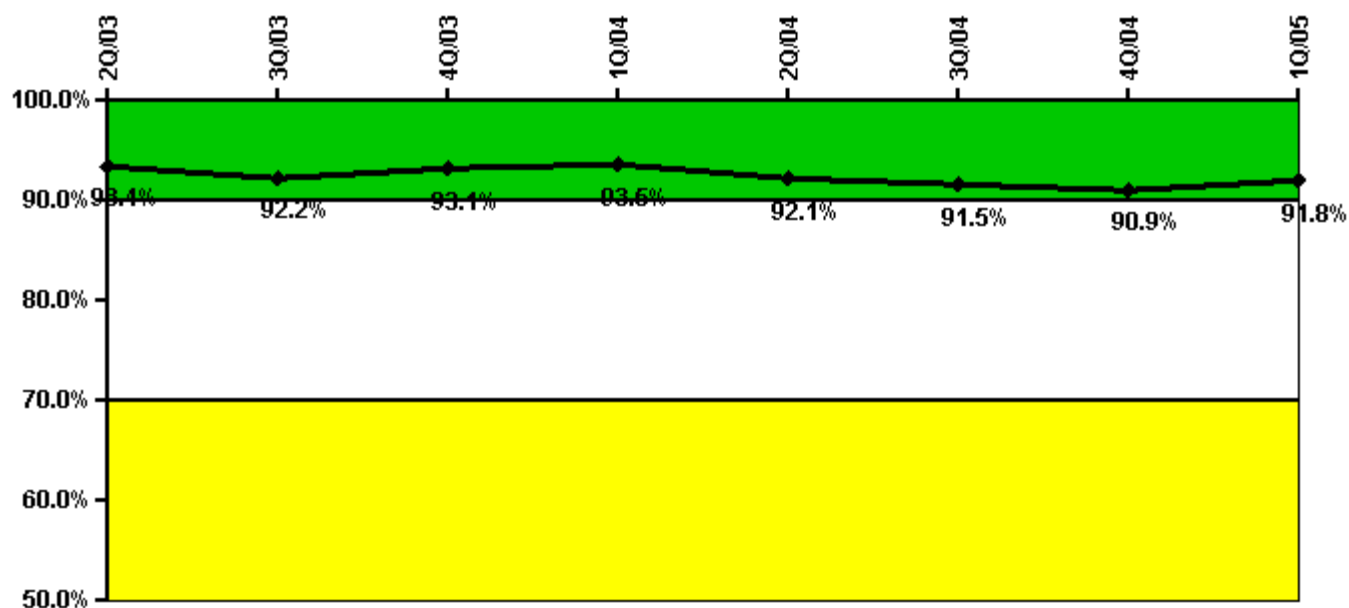
Thresholds: White > 50.0 Yellow > 100.0

Notes

Reactor Coolant System Leakage	4/03	5/03	6/03	7/03	8/03	9/03	10/03	11/03	12/03	1/04	2/04	3/04
Maximum leakage	0.252	0.180	0.160	0.240	0.171	0.182	0.197	0.154	0.221	0.234	0.209	0.339
Technical specification limit	10.0	10.0	10.0	10.0	10.0	10.0	10.0	10.0	10.0	10.0	10.0	10.0
Indicator value	2.5	1.8	1.6	2.4	1.7	1.8	2.0	1.5	2.2	2.3	2.1	3.4
Reactor Coolant System Leakage	4/04	5/04	6/04	7/04	8/04	9/04	10/04	11/04	12/04	1/05	2/05	3/05
Maximum leakage	0.344	0.250	0.121	0.168	0.121	0.117	0.127	0.146	0.141	0.142	0.171	0.145
Technical specification limit	10.0	10.0	10.0	10.0	10.0	10.0	10.0	10.0	10.0	10.0	10.0	10.0
Indicator value	3.4	2.5	1.2	1.7	1.2	1.2	1.3	1.5	1.4	1.4	1.7	1.5

Licensee Comments: none

Drill/Exercise Performance



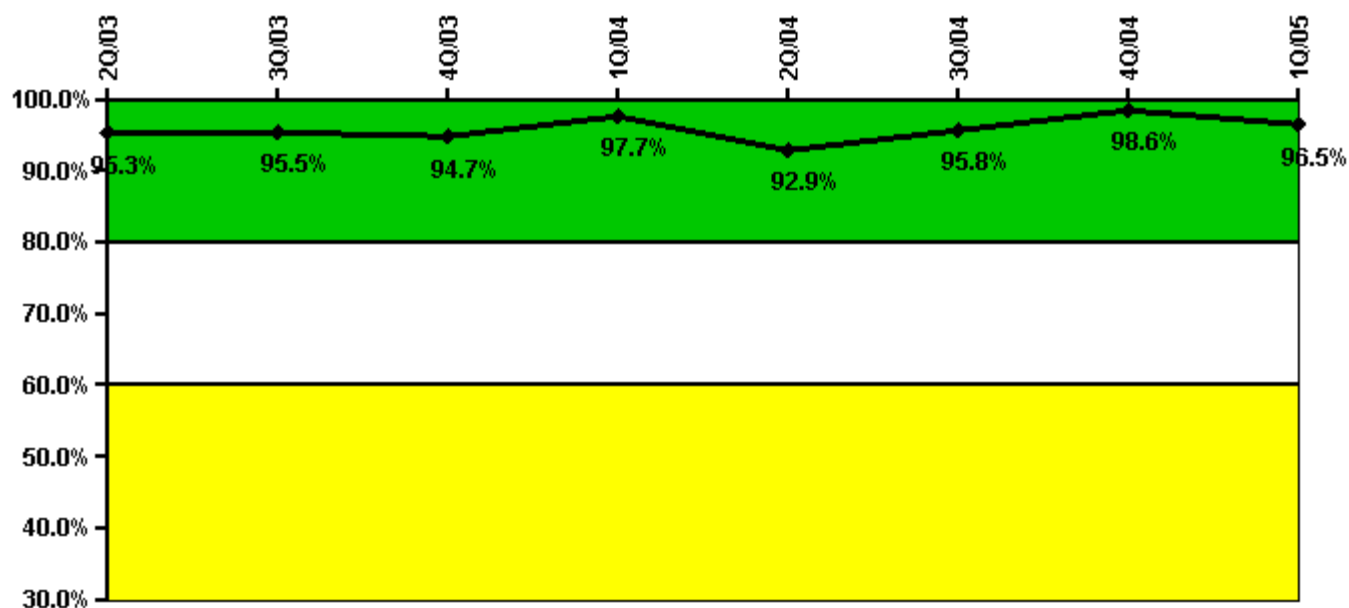
Thresholds: White < 90.0% Yellow < 70.0%

Notes

Drill/Exercise Performance	2Q/03	3Q/03	4Q/03	1Q/04	2Q/04	3Q/04	4Q/04	1Q/05
Successful opportunities	66.0	38.0	27.0	43.0	11.0	58.0	85.0	30.0
Total opportunities	70.0	44.0	29.0	45.0	16.0	63.0	93.0	30.0
Indicator value	93.4%	92.2%	93.1%	93.5%	92.1%	91.5%	90.9%	91.8%

Licensee Comments: none

ERO Drill Participation



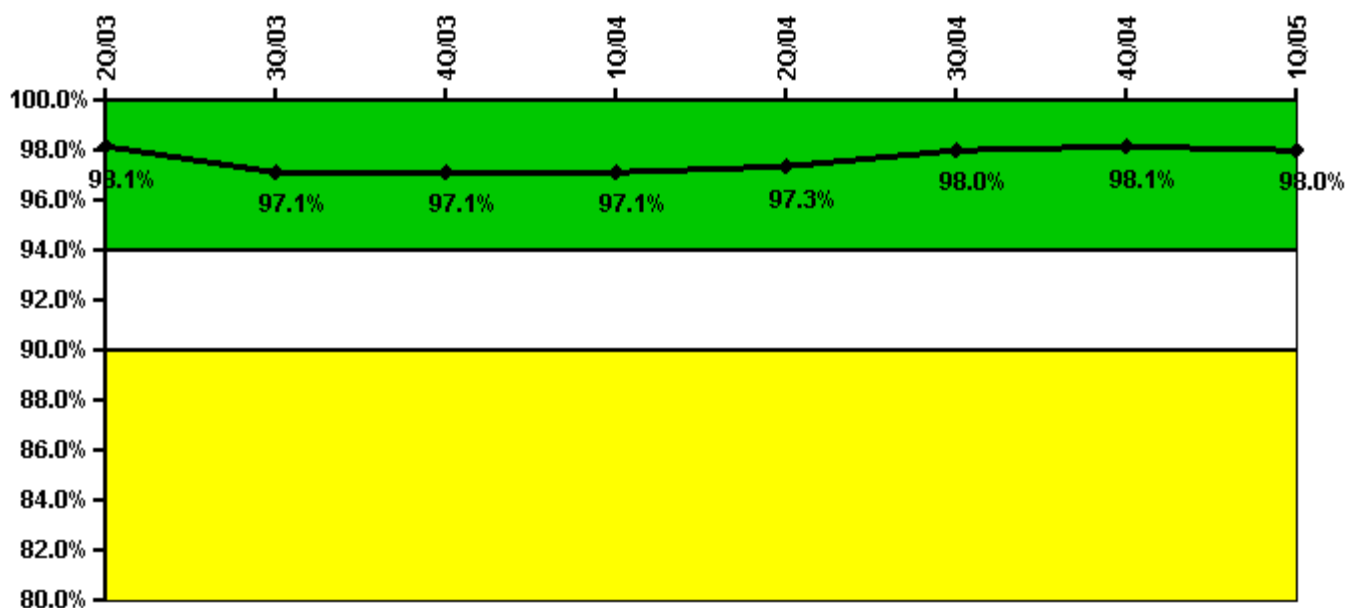
Thresholds: White < 80.0% Yellow < 60.0%

Notes

ERO Drill Participation	2Q/03	3Q/03	4Q/03	1Q/04	2Q/04	3Q/04	4Q/04	1Q/05
Participating Key personnel	122.0	127.0	126.0	130.0	131.0	138.0	141.0	136.0
Total Key personnel	128.0	133.0	133.0	133.0	141.0	144.0	143.0	141.0
Indicator value	95.3%	95.5%	94.7%	97.7%	92.9%	95.8%	98.6%	96.5%

Licensee Comments: none

Alert & Notification System



Thresholds: White < 94.0% Yellow < 90.0%

Notes

Alert & Notification System	2Q/03	3Q/03	4Q/03	1Q/04	2Q/04	3Q/04	4Q/04	1Q/05
Successful siren-tests	308	453	314	314	312	462	316	312
Total sirens-tests	318	477	318	318	318	477	318	318
Indicator value	98.1%	97.1%	97.1%	97.1%	97.3%	98.0%	98.1%	98.0%

Licensee Comments: none

Occupational Exposure Control Effectiveness



Thresholds: White > 2.0 Yellow > 5.0

Notes

Occupational Exposure Control Effectiveness	2Q/03	3Q/03	4Q/03	1Q/04	2Q/04	3Q/04	4Q/04	1Q/05
High radiation area occurrences	0	0	0	0	0	0	0	0
Very high radiation area occurrences	0	0	0	0	0	0	0	0
Unintended exposure occurrences	0	0	0	0	0	0	0	0
Indicator value	0	0	0	0	0	0	0	0

Licensee Comments: none

RETS/ODCM Radiological Effluent



Thresholds: White > 1.0 Yellow > 3.0

Notes

RETS/ODCM Radiological Effluent	2Q/03	3Q/03	4Q/03	1Q/04	2Q/04	3Q/04	4Q/04	1Q/05
RETS/ODCM occurrences	0	0	0	0	0	0	0	0
Indicator value	0	0	0	0	0	0	0	0

Licensee Comments: none

[Physical Protection](#) information not publicly available.

▲ [Action Matrix Summary](#) | [Inspection Findings Summary](#) | [PI Summary](#) | [Reactor Oversight Process](#)

Last Modified: June 17, 2005