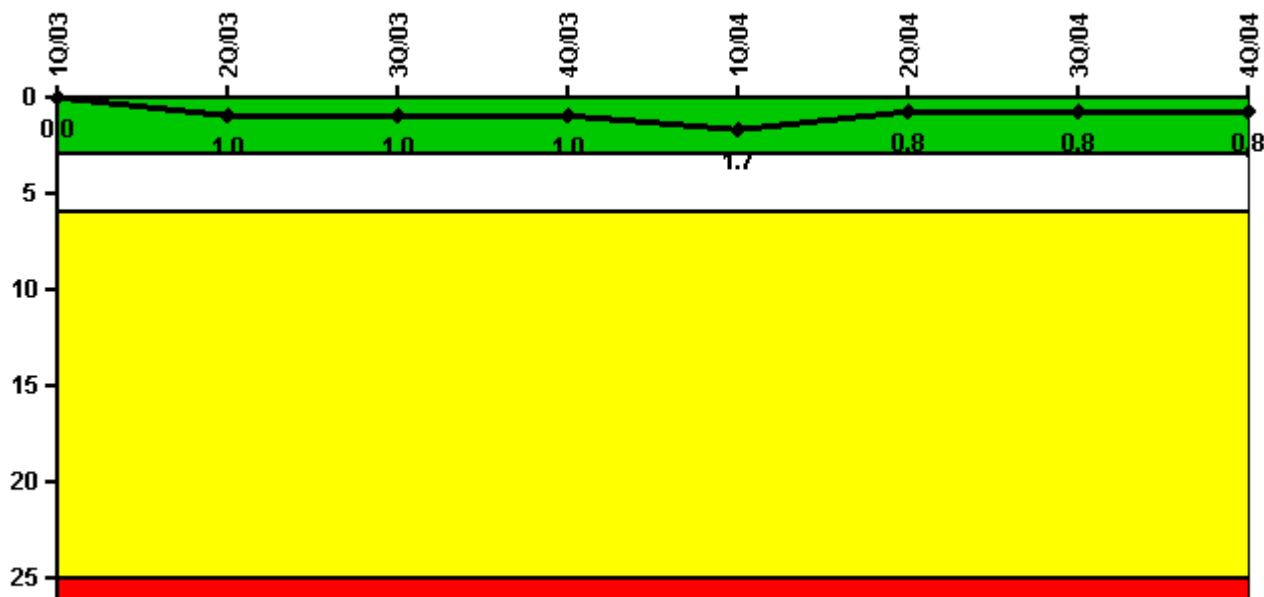


Calvert Cliffs 2

4Q/2004 Performance Indicators

Licensee's General Comments: none

Unplanned Scrams per 7000 Critical Hrs



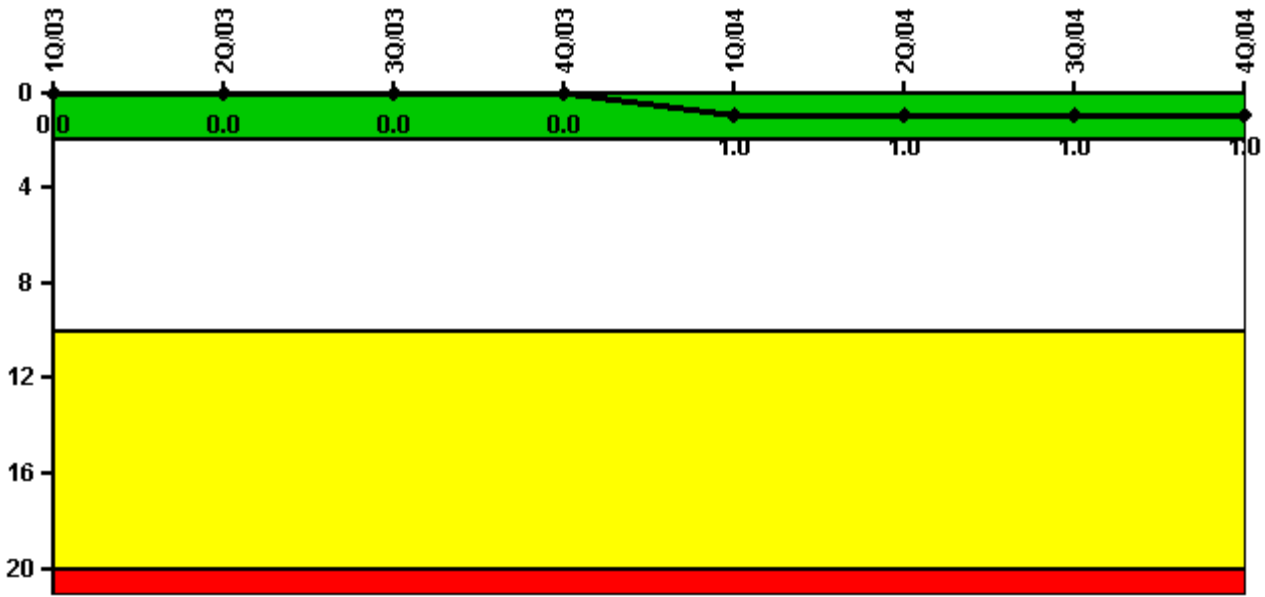
Thresholds: White > 3.0 Yellow > 6.0 Red > 25.0

Notes

Unplanned Scrams per 7000 Critical Hrs	1Q/03	2Q/03	3Q/03	4Q/03	1Q/04	2Q/04	3Q/04	4Q/04
Unplanned scrams	0	1.0	0	0	1.0	0	0	0
Critical hours	1079.4	1670.6	2208.0	2209.0	2134.4	2183.0	2208.0	2209.0
Indicator value	0	1.0	1.0	1.0	1.7	0.8	0.8	0.8

Licensee Comments: none

Scrams with Loss of Normal Heat Removal



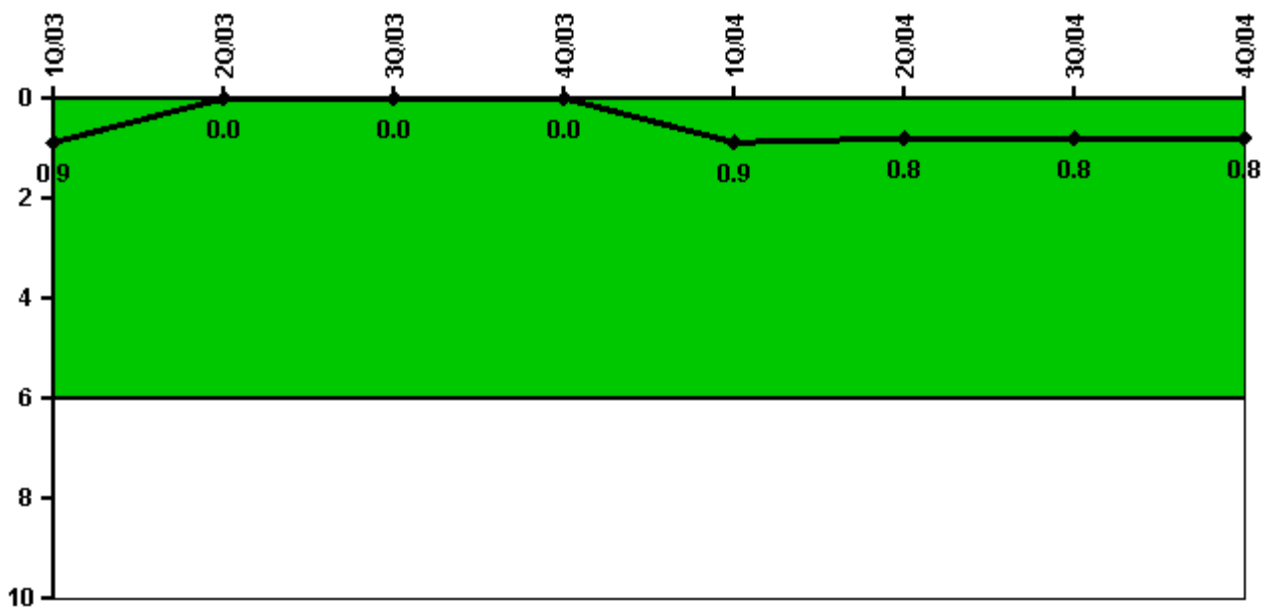
Thresholds: White > 2.0 Yellow > 10.0 Red > 20.0

Notes

Scrams with Loss of Normal Heat Removal	1Q/03	2Q/03	3Q/03	4Q/03	1Q/04	2Q/04	3Q/04	4Q/04
Scrams	0	0	0	0	1.0	0	0	0
Indicator value	0	0	0	0	1.0	1.0	1.0	1.0

Licensee Comments: none

Unplanned Power Changes per 7000 Critical Hrs



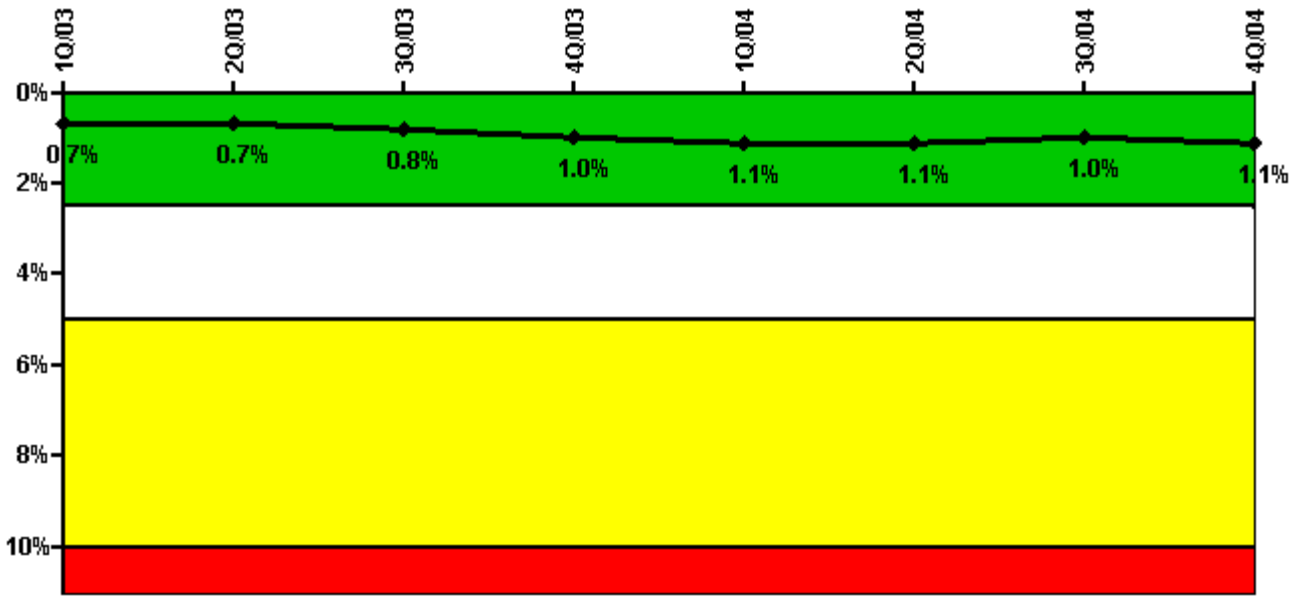
Thresholds: White > 6.0

Notes

Unplanned Power Changes per 7000 Critical Hrs	1Q/03	2Q/03	3Q/03	4Q/03	1Q/04	2Q/04	3Q/04	4Q/04
Unplanned power changes	0	0	0	0	1.0	0	0	0
Critical hours	1079.4	1670.6	2208.0	2209.0	2134.4	2183.0	2208.0	2209.0
Indicator value	0.9	0	0	0	0.9	0.8	0.8	0.8

Licensee Comments: none

Safety System Unavailability, Emergency AC Power



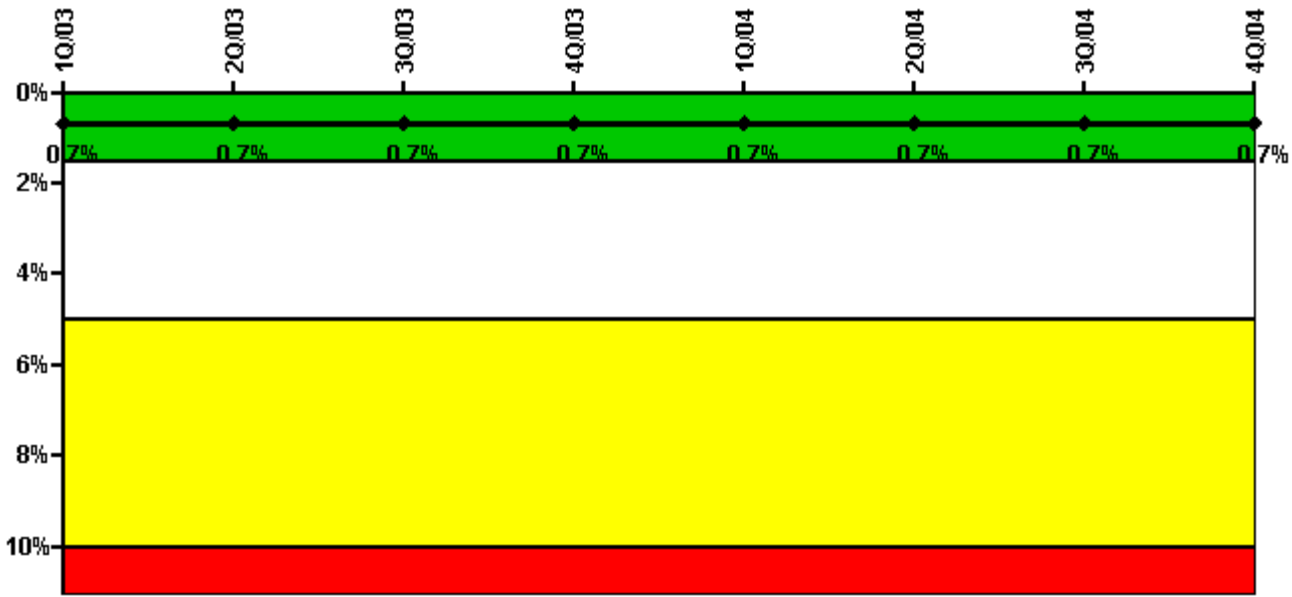
Thresholds: White > 2.5% Yellow > 5.0% Red > 10.0%

Notes

Safety System Unavailability, Emergency AC Power	1Q/03	2Q/03	3Q/03	4Q/03	1Q/04	2Q/04	3Q/04	4Q/04
Train 1								
Planned unavailable hours	20.18	0	0	27.13	22.65	0	0	16.81
Unplanned unavailable hours	0	0	0	117.97	0	0	0	16.00
Fault exposure hours	0	0	0	0	0	0	0	0
Effective Reset hours	0	0	0	0	0	0	0	0
Required hours	2160.00	2183.00	2208.00	2209.00	2184.00	2183.00	2208.00	2209.00
Train 2								
Planned unavailable hours	34.39	1.05	32.42	8.68	27.27	11.61	18.84	2.90
Unplanned unavailable hours	0	0	0	0	20.00	0.91	0	0
Fault exposure hours	0	0	0	0	0	0	0	0
Effective Reset hours	0	0	0	0	0	0	0	0
Required hours	2160.00	2183.00	2208.00	2209.00	2184.00	2183.00	2208.00	2209.00
Indicator value	0.7%	0.7%	0.8%	1.0%	1.1%	1.1%	1.0%	1.1%

Licensee Comments: none

Safety System Unavailability, High Pressure Injection System (HPSI)



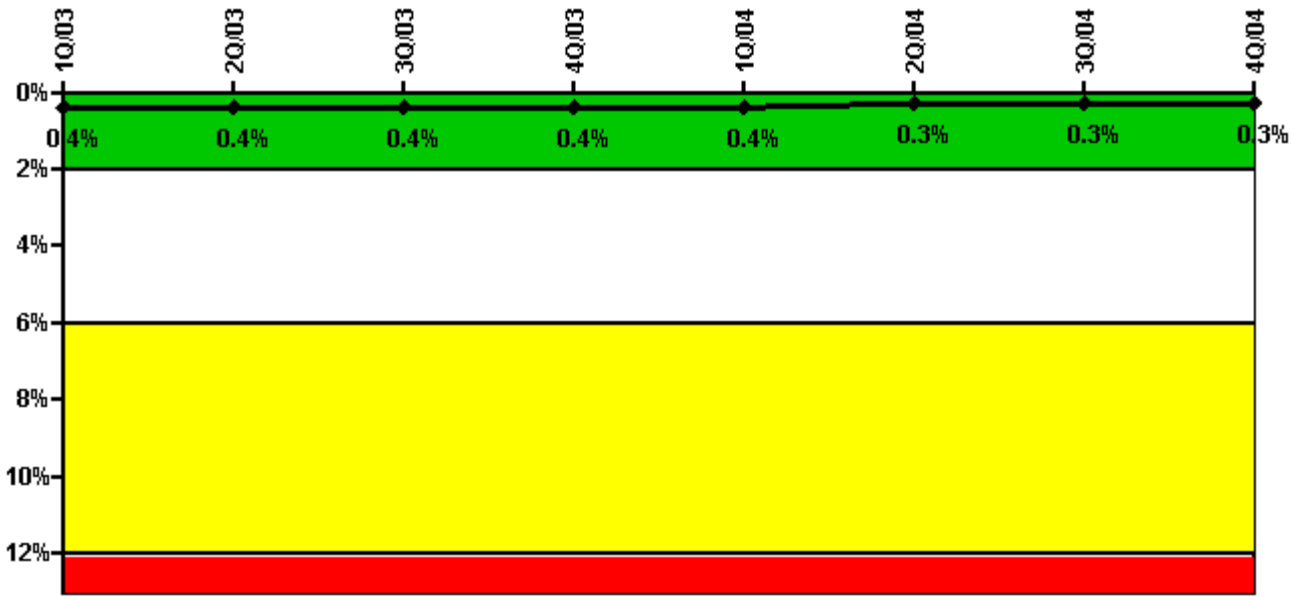
Thresholds: White > 1.5% Yellow > 5.0% Red > 10.0%

Notes

Safety System Unavailability, High Pressure Injection System (HPSI)	1Q/03	2Q/03	3Q/03	4Q/03	1Q/04	2Q/04	3Q/04	4Q/04
Train 1								
Planned unavailable hours	18.68	2.11	2.58	29.17	25.15	3.00	0.59	9.35
Unplanned unavailable hours	0	0	0	0	0	0	0	0
Fault exposure hours	0	0	0	0	0	0	0	0
Effective Reset hours	0	0	0	0	0	0	0	0
Required hours	1079.40	1670.60	2208.00	2209.00	2134.40	2183.00	2208.00	2209.00
Train 2								
Planned unavailable hours	33.78	3.98	35.00	2.04	31.72	3.00	24.01	1.00
Unplanned unavailable hours	3.40	0	0	0	0	0.33	0	0
Fault exposure hours	0	0	0	0	0	0	0	0
Effective Reset hours	0	0	0	0	0	0	0	0
Required hours	1079.40	1670.60	2208.00	2209.00	2134.40	2183.00	2208.00	2209.00
Indicator value	0.7%	0.7%	0.7%	0.7%	0.7%	0.7%	0.7%	0.7%

Licensee Comments: none

Safety System Unavailability, Heat Removal System (AFW)



Thresholds: White > 2.0% Yellow > 6.0% Red > 12.0%

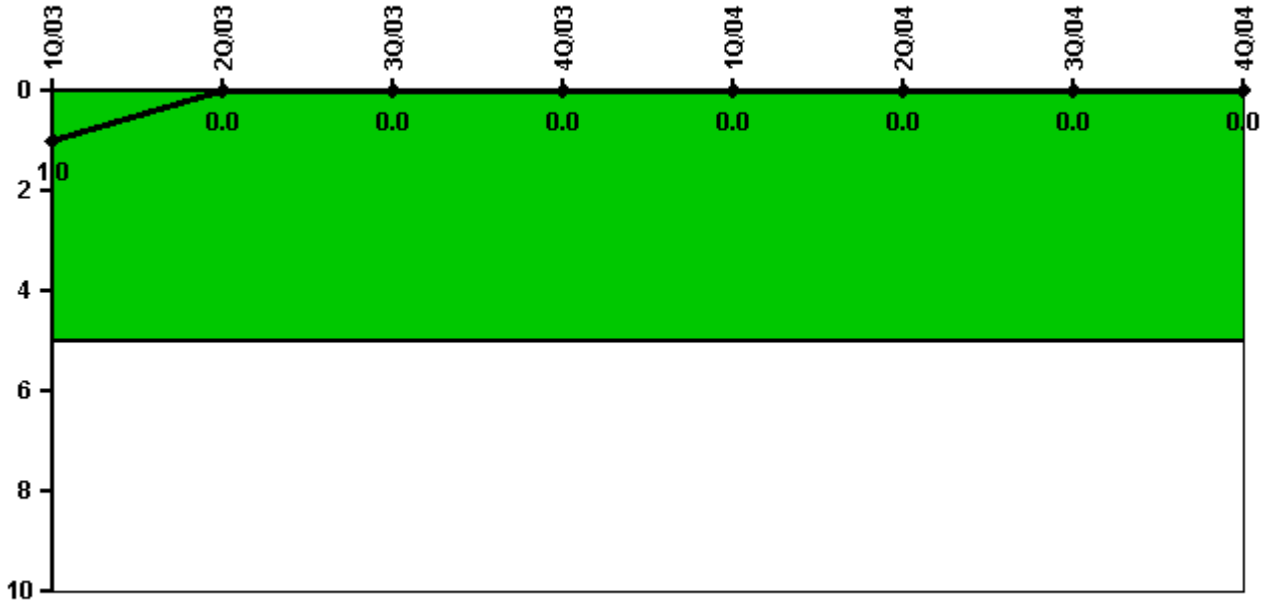
Notes

Safety System Unavailability, Heat Removal System (AFW)	1Q/03	2Q/03	3Q/03	4Q/03	1Q/04	2Q/04	3Q/04	4Q/04
Train 1								
Planned unavailable hours	0	0.92	0	14.50	0.67	2.79	0.68	5.82
Unplanned unavailable hours	0	0	0	0	0	0	0	0
Fault exposure hours	0	0	0	0	0	0	0	0
Effective Reset hours	0	0	0	0	0	0	0	0
Required hours	1079.40	1670.60	2208.00	2209.00	2134.40	2183.00	2208.00	2209.00
Train 2								
Planned unavailable hours	0	0.42	0.97	14.82	0.45	0	4.77	1.02
Unplanned unavailable hours	0	0	0	0	0	0	4.25	11.03
Fault exposure hours	0	0	0	0	0	0	0	0
Effective Reset hours	0	0	0	0	0	0	0	0
Required hours	1079.40	1670.60	2208.00	2209.00	2134.40	2183.00	2208.00	2209.00
Train 3								
Planned unavailable hours	0.52	0	0	0	4.57	0	43.08	0
Unplanned unavailable hours	0	0	0	0	0	0	0	0
Fault exposure hours	0	0	0	0	0	0	0	0
Effective Reset hours	0	0	0	0	0	0	0	0
Required hours	1079.40	1670.60	2208.00	2209.00	2134.40	2183.00	2208.00	2209.00
Indicator value	0.4%	0.4%	0.4%	0.4%	0.4%	0.3%	0.3%	0.3%

Licensee Comments: none

Licensee Comments: none

Safety System Functional Failures (PWR)



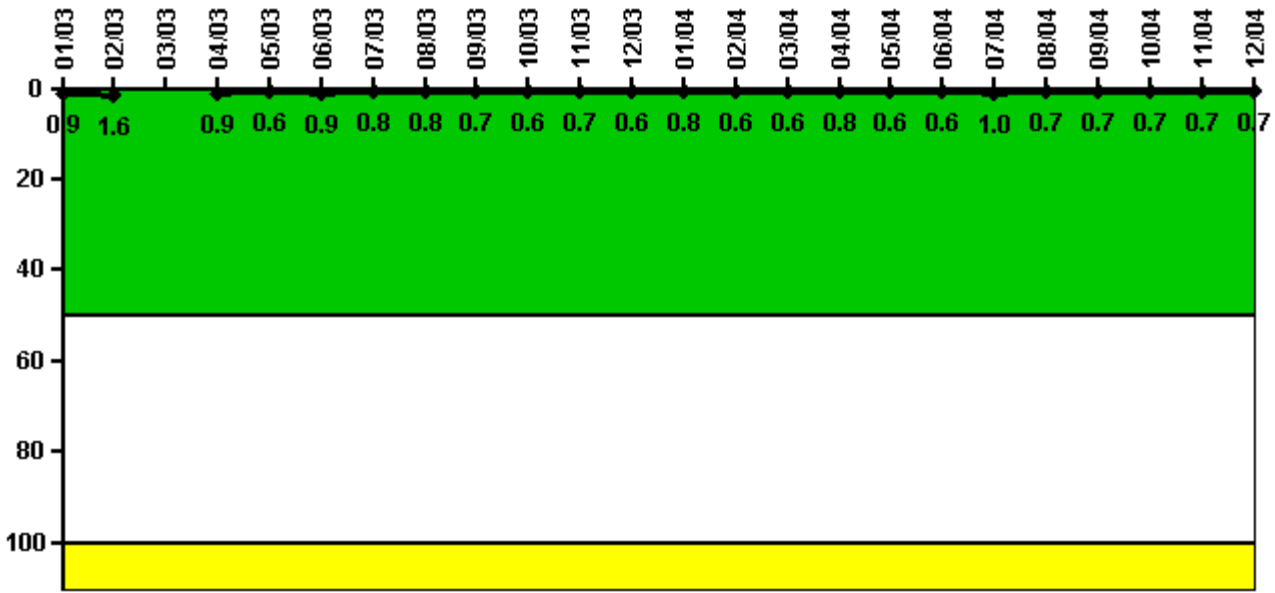
Thresholds: White > 5.0

Notes

Safety System Functional Failures (PWR)	1Q/03	2Q/03	3Q/03	4Q/03	1Q/04	2Q/04	3Q/04	4Q/04
Safety System Functional Failures	0	0	0	0	0	0	0	0
Indicator value	1	0	0	0	0	0	0	0

Licensee Comments: none

Reactor Coolant System Activity



Thresholds: White > 50.0 Yellow > 100.0

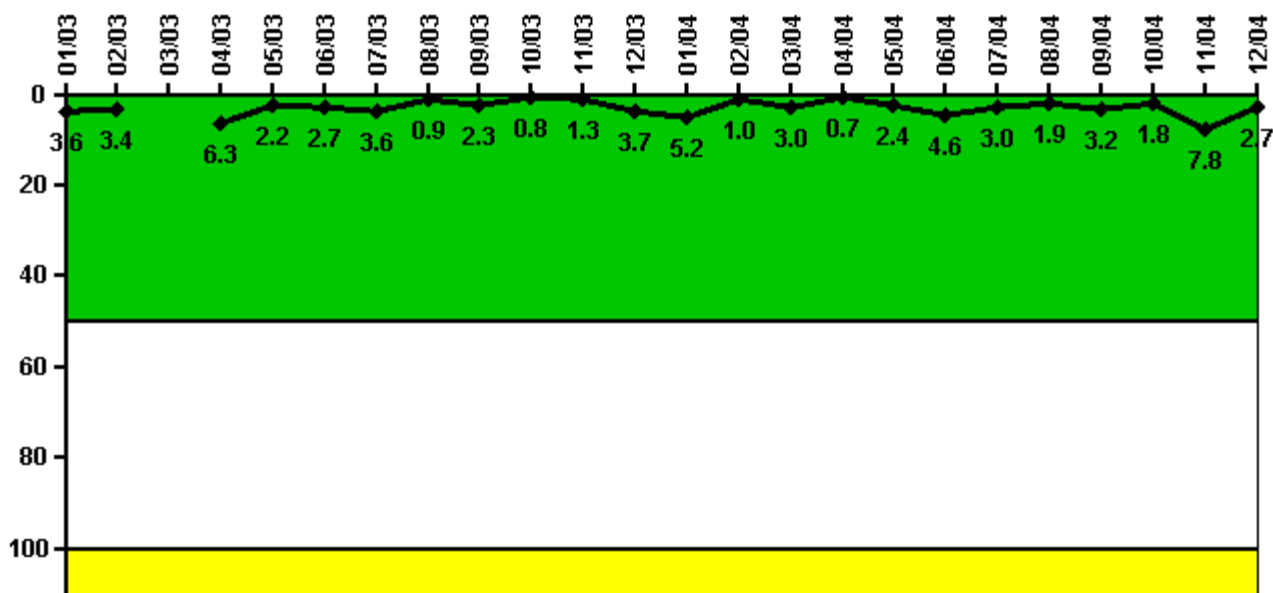
Notes

Reactor Coolant System Activity	1/03	2/03	3/03	4/03	5/03	6/03	7/03	8/03	9/03	10/03	11/03	12/03
Maximum activity	0.008560	0.015900	N/A	0.009480	0.005990	0.008670	0.007940	0.007550	0.006680	0.006480	0.006510	0.006060
Technical specification limit	1.0	1.0	1.0	1.0	1.0	1.0	1.0	1.0	1.0	1.0	1.0	1.0
Indicator value	0.9	1.6	N/A	0.9	0.6	0.9	0.8	0.8	0.7	0.6	0.7	0.6

Reactor Coolant System Activity	1/04	2/04	3/04	4/04	5/04	6/04	7/04	8/04	9/04	10/04	11/04	12/04
Maximum activity	0.008230	0.006480	0.006130	0.007520	0.005780	0.006260	0.010300	0.007170	0.006560	0.007020	0.007020	0.006850
Technical specification limit	1.0	1.0	1.0	1.0	1.0	1.0	1.0	1.0	1.0	1.0	1.0	1.0
Indicator value	0.8	0.6	0.6	0.8	0.6	0.6	1.0	0.7	0.7	0.7	0.7	0.7

Licensee Comments: none

Reactor Coolant System Leakage



Thresholds: White > 50.0 Yellow > 100.0

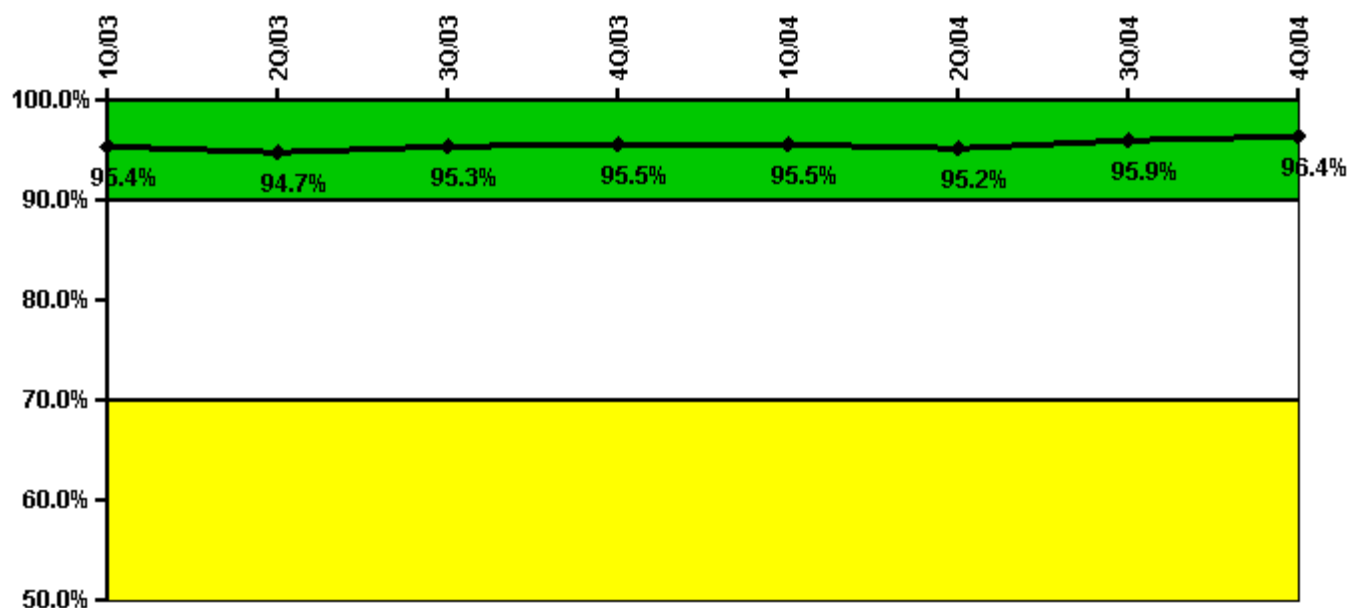
Notes

Reactor Coolant System Leakage	1/03	2/03	3/03	4/03	5/03	6/03	7/03	8/03	9/03	10/03	11/03	12/03
Maximum leakage	0.360	0.340	N/A	0.630	0.220	0.270	0.357	0.094	0.228	0.077	0.129	0.367
Technical specification limit	10.0	10.0	10.0	10.0	10.0	10.0	10.0	10.0	10.0	10.0	10.0	10.0
Indicator value	3.6	3.4	N/A	6.3	2.2	2.7	3.6	0.9	2.3	0.8	1.3	3.7

Reactor Coolant System Leakage	1/04	2/04	3/04	4/04	5/04	6/04	7/04	8/04	9/04	10/04	11/04	12/04
Maximum leakage	0.520	0.100	0.300	0.070	0.240	0.460	0.300	0.190	0.320	0.176	0.783	0.269
Technical specification limit	10.0	10.0	10.0	10.0	10.0	10.0	10.0	10.0	10.0	10.0	10.0	10.0
Indicator value	5.2	1.0	3.0	0.7	2.4	4.6	3.0	1.9	3.2	1.8	7.8	2.7

Licensee Comments: none

Drill/Exercise Performance



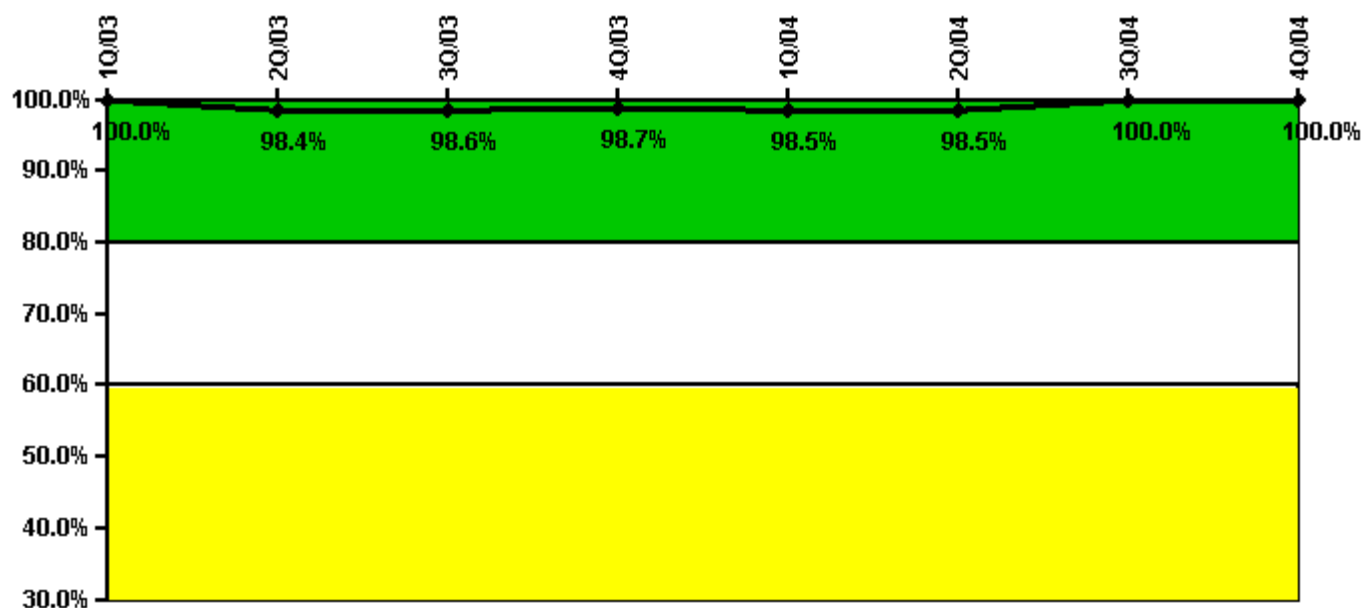
Thresholds: White < 90.0% Yellow < 70.0%

Notes

Drill/Exercise Performance	1Q/03	2Q/03	3Q/03	4Q/03	1Q/04	2Q/04	3Q/04	4Q/04
Successful opportunities	9.0	14.0	29.0	56.0	18.0	14.0	26.0	72.0
Total opportunities	12.0	15.0	29.0	57.0	18.0	15.0	27.0	74.0
Indicator value	95.4%	94.7%	95.3%	95.5%	95.5%	95.2%	95.9%	96.4%

Licensee Comments: none

ERO Drill Participation



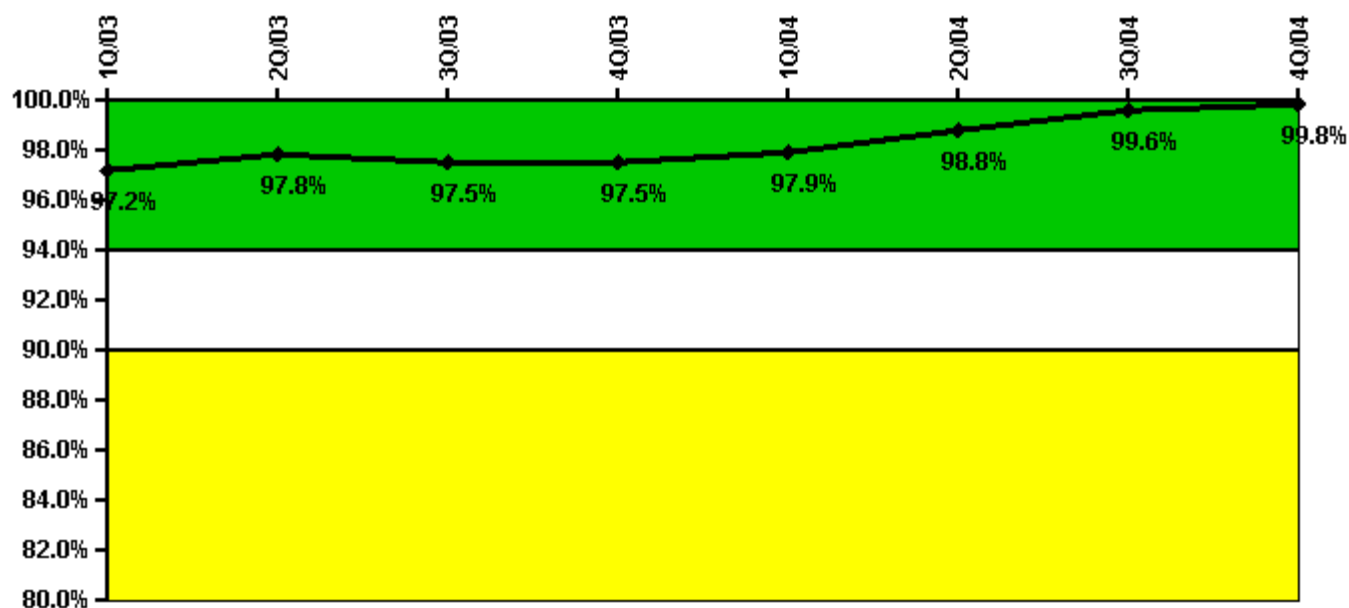
Thresholds: White < 80.0% Yellow < 60.0%

Notes

ERO Drill Participation	1Q/03	2Q/03	3Q/03	4Q/03	1Q/04	2Q/04	3Q/04	4Q/04
Participating Key personnel	57.0	63.0	68.0	77.0	65.0	65.0	68.0	68.0
Total Key personnel	57.0	64.0	69.0	78.0	66.0	66.0	68.0	68.0
Indicator value	100.0%	98.4%	98.6%	98.7%	98.5%	98.5%	100.0%	100.0%

Licensee Comments: none

Alert & Notification System



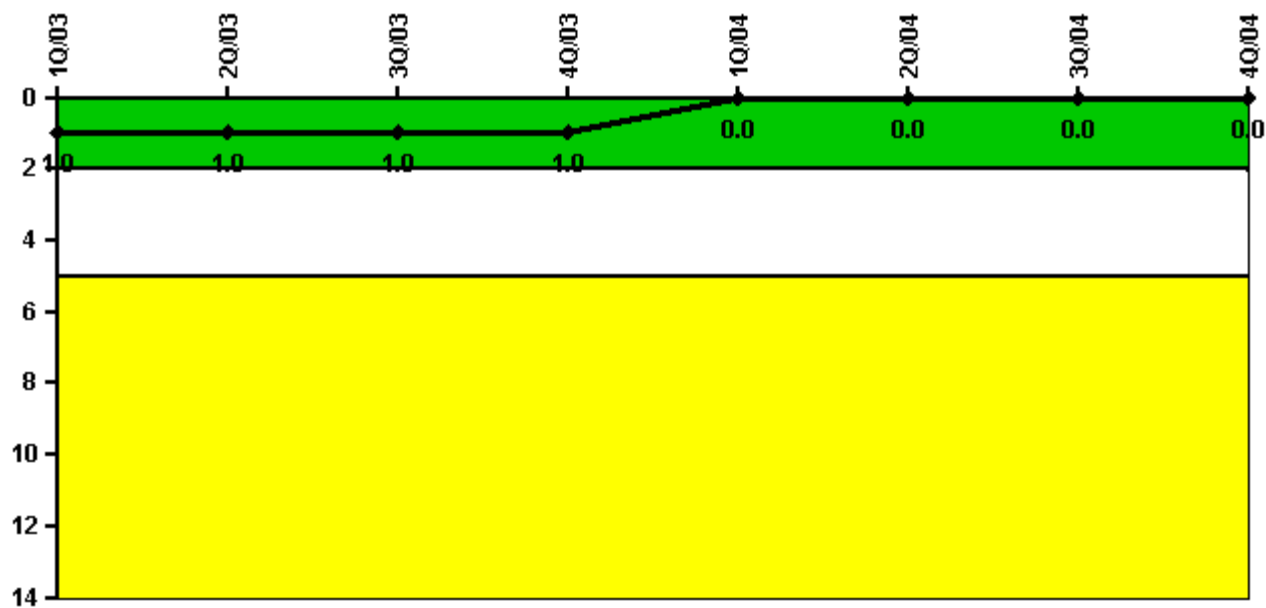
Thresholds: White < 94.0% Yellow < 90.0%

Notes

Alert & Notification System	1Q/03	2Q/03	3Q/03	4Q/03	1Q/04	2Q/04	3Q/04	4Q/04
Successful siren-tests	914	1036	963	1007	935	934	934	948
Total sirens-tests	930	1074	996	1019	936	936	936	949
Indicator value	97.2%	97.8%	97.5%	97.5%	97.9%	98.8%	99.6%	99.8%

Licensee Comments: none

Occupational Exposure Control Effectiveness



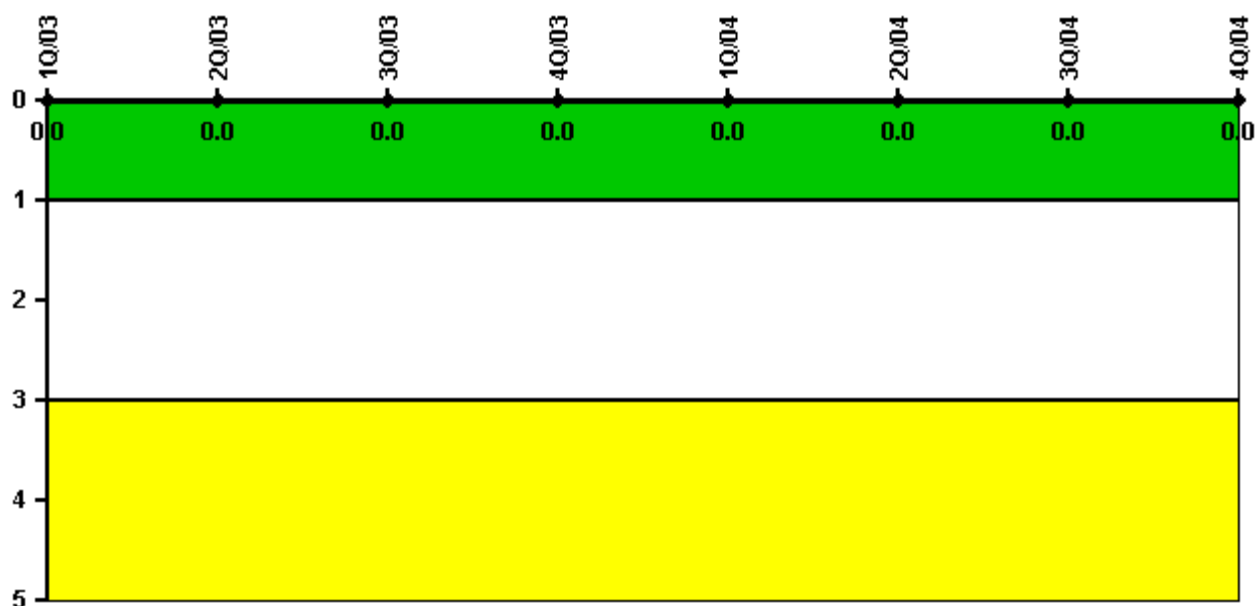
Thresholds: White > 2.0 Yellow > 5.0

Notes

Occupational Exposure Control Effectiveness	1Q/03	2Q/03	3Q/03	4Q/03	1Q/04	2Q/04	3Q/04	4Q/04
High radiation area occurrences	1	0	0	0	0	0	0	0
Very high radiation area occurrences	0	0	0	0	0	0	0	0
Unintended exposure occurrences	0	0	0	0	0	0	0	0
Indicator value	1	1	1	1	0	0	0	0

Licensee Comments: none

RETS/ODCM Radiological Effluent



Thresholds: White > 1.0 Yellow > 3.0

Notes

RETS/ODCM Radiological Effluent	1Q/03	2Q/03	3Q/03	4Q/03	1Q/04	2Q/04	3Q/04	4Q/04
RETS/ODCM occurrences	0	0	0	0	0	0	0	0
Indicator value	0	0	0	0	0	0	0	0

Licensee Comments: none

[Physical Protection](#) information not publicly available.

▲ [Action Matrix Summary](#) | [Inspection Findings Summary](#) | [PI Summary](#) | [Reactor Oversight Process](#)

Last Modified: March 9, 2005