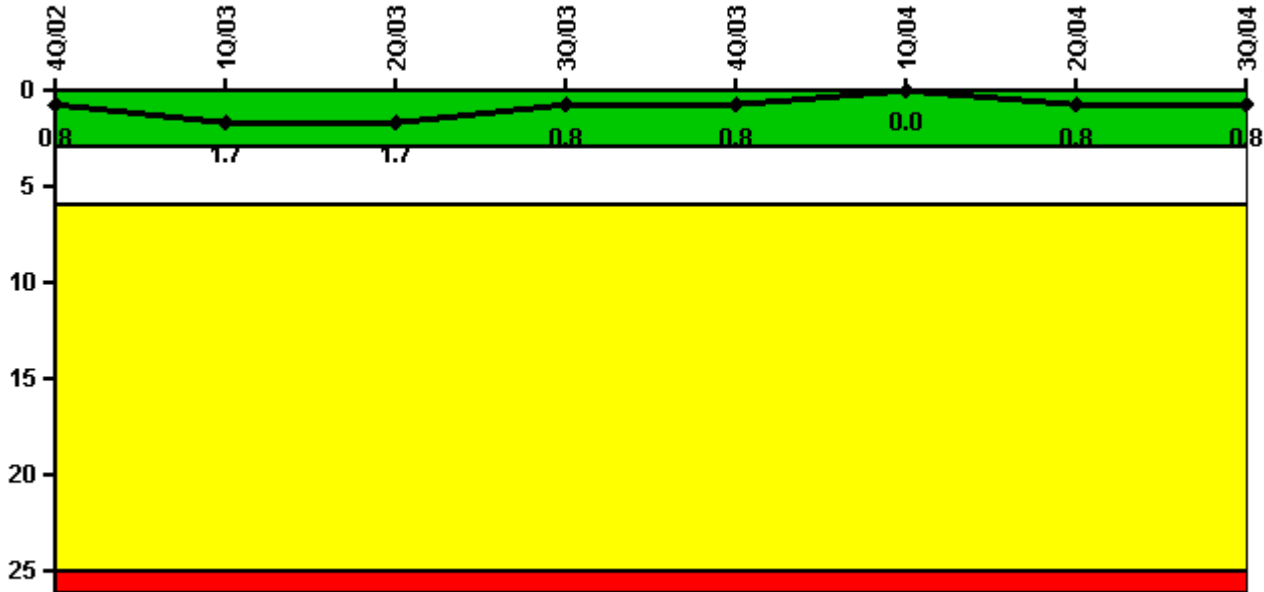


Limerick 2

3Q/2004 Performance Indicators

Licensee's General Comments: none

Unplanned Scrams per 7000 Critical Hrs



Thresholds: White > 3.0 Yellow > 6.0 Red > 25.0

Notes

Unplanned Scrams per 7000 Critical Hrs	4Q/02	1Q/03	2Q/03	3Q/03	4Q/03	1Q/04	2Q/04	3Q/04
Unplanned scrams	0	1.0	0	0	0	0	1.0	0
Critical hours	2209.0	1722.6	2183.0	2208.0	2209.0	2184.0	2152.1	2208.0
Indicator value	0.8	1.7	1.7	0.8	0.8	0	0.8	0.8

Licensee Comments: none

Scrams with Loss of Normal Heat Removal



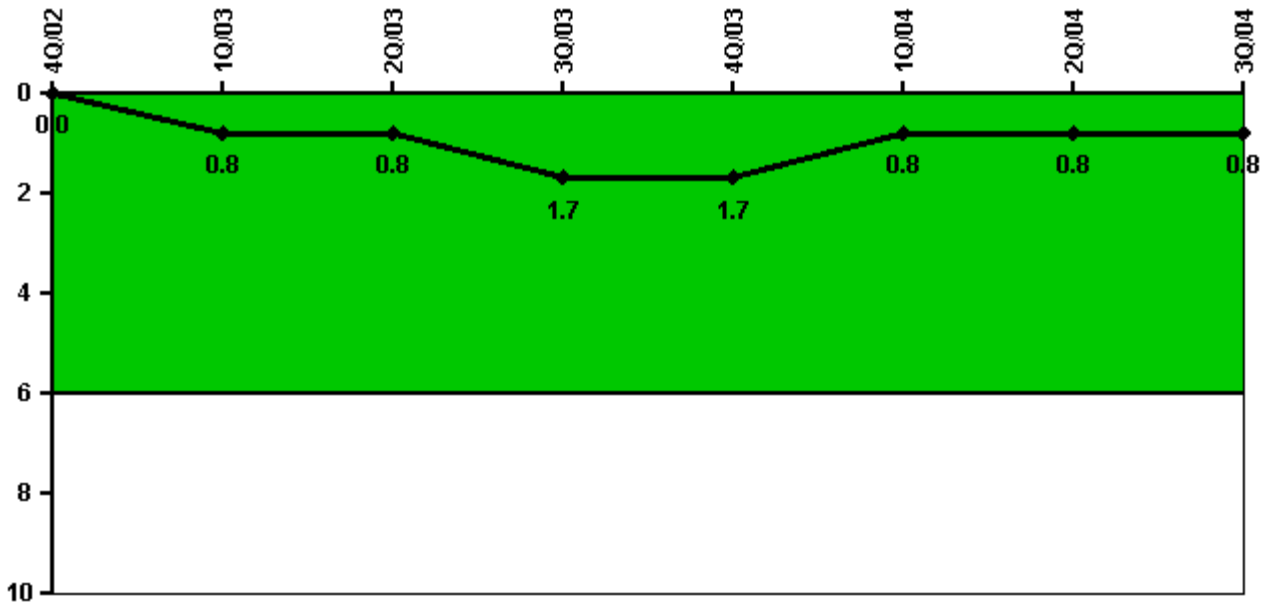
Thresholds: White > 2.0 Yellow > 10.0 Red > 20.0

Notes

Scrams with Loss of Normal Heat Removal	4Q/02	1Q/03	2Q/03	3Q/03	4Q/03	1Q/04	2Q/04	3Q/04
Scrams	0	0	0	0	0	0	0	0
Indicator value	0	0	0	0	0	0	0	0

Licensee Comments: none

Unplanned Power Changes per 7000 Critical Hrs



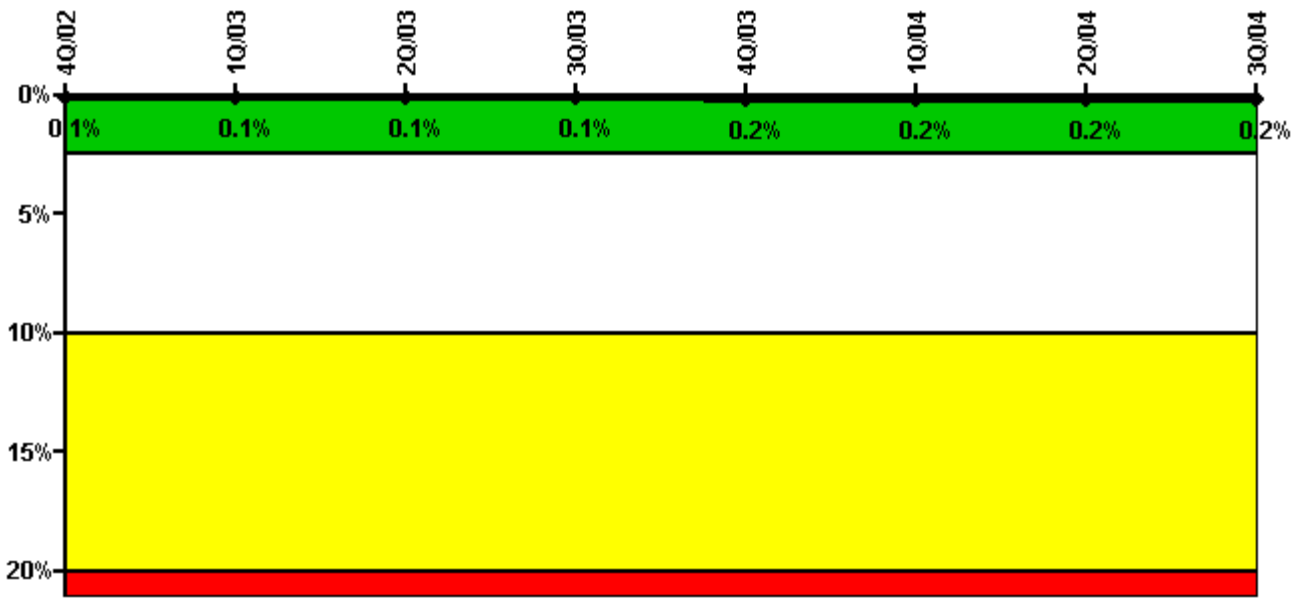
Thresholds: White > 6.0

Notes

Unplanned Power Changes per 7000 Critical Hrs	4Q/02	1Q/03	2Q/03	3Q/03	4Q/03	1Q/04	2Q/04	3Q/04
Unplanned power changes	0	1.0	0	1.0	0	0	0	1.0
Critical hours	2209.0	1722.6	2183.0	2208.0	2209.0	2184.0	2152.1	2208.0
Indicator value	0	0.8	0.8	1.7	1.7	0.8	0.8	0.8

Licensee Comments: none

Safety System Unavailability, Emergency AC Power, >2EDG



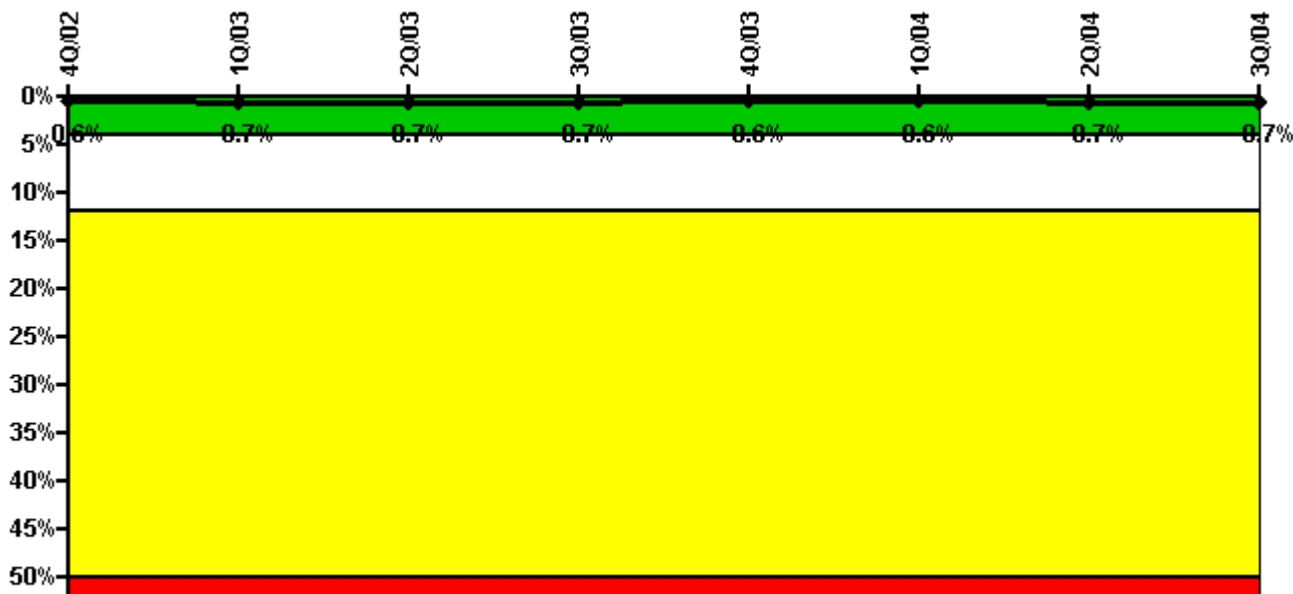
Thresholds: White > 2.5% Yellow > 10.0% Red > 20.0%

Notes

Safety System Unavailability, Emergency AC Power, >2EDG	4Q/02	1Q/03	2Q/03	3Q/03	4Q/03	1Q/04	2Q/04	3Q/04
Train 1								
Planned unavailable hours	0.65	0	1.68	0	0.57	0.33	0	0.92
Unplanned unavailable hours	0	0	0	0	0	11.27	0	0
Fault exposure hours	0	0	0	0	0	0	0	0
Effective Reset hours	0	0	0	0	0	0	0	0
Required hours	2209.00	1951.30	2183.00	2208.00	2209.00	2184.00	2183.00	2208.00
Train 2								
Planned unavailable hours	0.80	6.64	2.65	1.12	1.08	6.55	0	0
Unplanned unavailable hours	0	7.35	2.85	0	0	3.78	0	0
Fault exposure hours	0	0	0	0	0	0	0	0
Effective Reset hours	0	0	0	0	0	0	0	0
Required hours	2209.00	1951.30	2183.00	2208.00	2209.00	2184.00	2183.00	2208.00
Train 3								
Planned unavailable hours	0.80	0	0.82	0.62	0.87	0	9.13	0
Unplanned unavailable hours	0	0	0	0	0	0	0	0
Fault exposure hours	0	0	0	0	0	0	0	0
Effective Reset hours	0	0	0	0	0	0	0	0
Required hours	2209.00	1951.30	2183.00	2208.00	2209.00	2184.00	2183.00	2208.00
Train 4								
Planned unavailable hours	0.38	6.65	1.12	0.90	0	0	2.23	0
Unplanned unavailable hours	0	0	0	0	47.95	2.57	0	0
Fault exposure hours	0	0	0	0	0	0	0	0
Effective Reset hours	0	0	0	0	0	0	0	0
Required hours	2209.00	1951.30	2183.00	2208.00	2209.00	2184.00	2183.00	2208.00
Indicator value	0.1%	0.1%	0.1%	0.1%	0.2%	0.2%	0.2%	0.2%

Licensee Comments: none

Safety System Unavailability, High Pressure Injection System (HPCI)



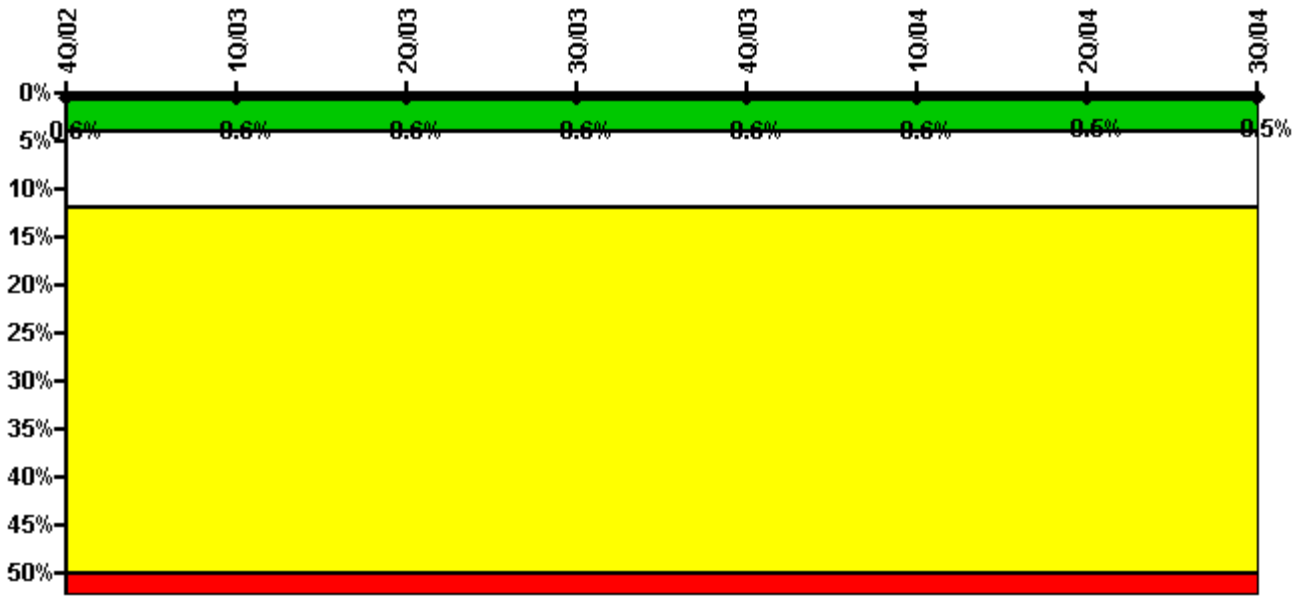
Thresholds: White > 4.0% Yellow > 12.0% Red > 50.0%

Notes

Safety System Unavailability, High Pressure Injection System (HPCI)	4Q/02	1Q/03	2Q/03	3Q/03	4Q/03	1Q/04	2Q/04	3Q/04
Train 1								
Planned unavailable hours	25.30	2.00	15.50	0.30	0	0	38.90	0.90
Unplanned unavailable hours	0	0	0	0	0	0	0	0
Fault exposure hours	0	32.80	0	0	0	0	0	0
Effective Reset hours	0	0	0	0	0	0	0	0
Required hours	2209.00	1722.60	2183.00	2208.00	2209.00	2184.00	2152.13	2208.00
Indicator value	0.6%	0.7%	0.7%	0.7%	0.6%	0.6%	0.7%	0.7%

Licensee Comments: none

Safety System Unavailability, Heat Removal System (RCIC)



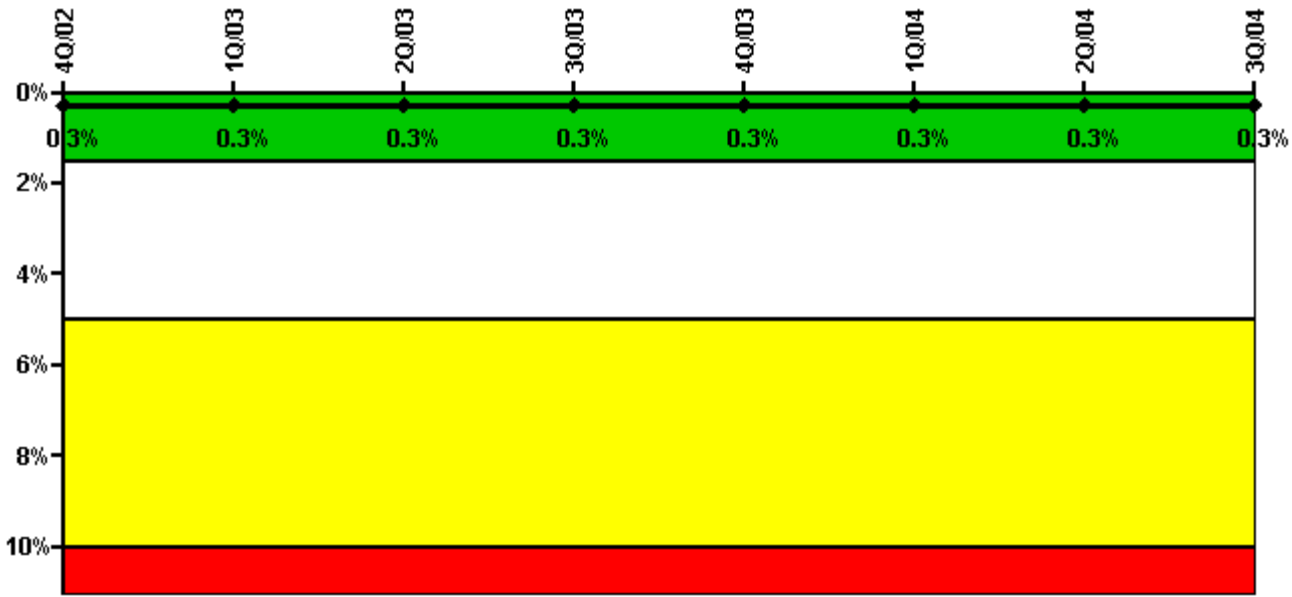
Thresholds: White > 4.0% Yellow > 12.0% Red > 50.0%

Notes

Safety System Unavailability, Heat Removal System (RCIC)	4Q/02	1Q/03	2Q/03	3Q/03	4Q/03	1Q/04	2Q/04	3Q/04
Train 1								
Planned unavailable hours	0.90	8.10	2.30	26.20	0.30	0	32.30	0.30
Unplanned unavailable hours	0	0	0	0	0	0	0	0
Fault exposure hours	0	0	0	0	0	0	0	0
Effective Reset hours	0	0	0	0	0	0	0	0
Required hours	2209.00	1722.60	2183.00	2208.00	2209.00	2184.00	2152.13	2208.00
Indicator value	0.6%	0.6%	0.6%	0.6%	0.6%	0.6%	0.5%	0.5%

Licensee Comments: none

Safety System Unavailability, Residual Heat Removal System



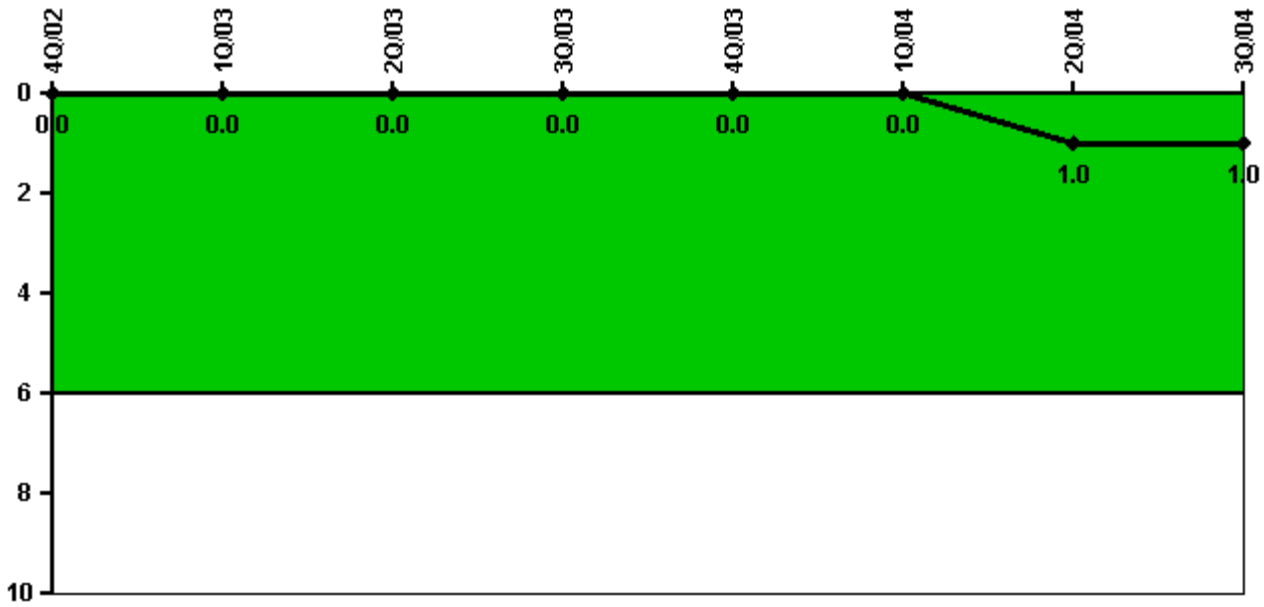
Thresholds: White > 1.5% Yellow > 5.0% Red > 10.0%

Notes

Safety System Unavailability, Residual Heat Removal System	4Q/02	1Q/03	2Q/03	3Q/03	4Q/03	1Q/04	2Q/04	3Q/04
Train 1								
Planned unavailable hours	24.78	2.87	0	2.18	26.85	1.30	0	7.80
Unplanned unavailable hours	0	0	0	0	0	0	0	0
Fault exposure hours	0	0	0	0	0	0	0	0
Effective Reset hours	0	0	0	0	0	0	0	0
Required hours	2209.00	2160.00	2183.00	2208.00	2209.00	2184.00	2183.00	2208.00
Train 2								
Planned unavailable hours	0.46	6.30	17.00	0	0	0	20.67	1.82
Unplanned unavailable hours	0	0	0	0	0	0	0	0
Fault exposure hours	0	0	0	0	0	0	0	0
Effective Reset hours	0	0	0	0	0	0	0	0
Required hours	2209.00	2160.00	2183.00	2208.00	2209.00	2184.00	2183.00	2208.00
Indicator value	0.3%	0.3%	0.3%	0.3%	0.3%	0.3%	0.3%	0.3%

Licensee Comments: none

Safety System Functional Failures (BWR)



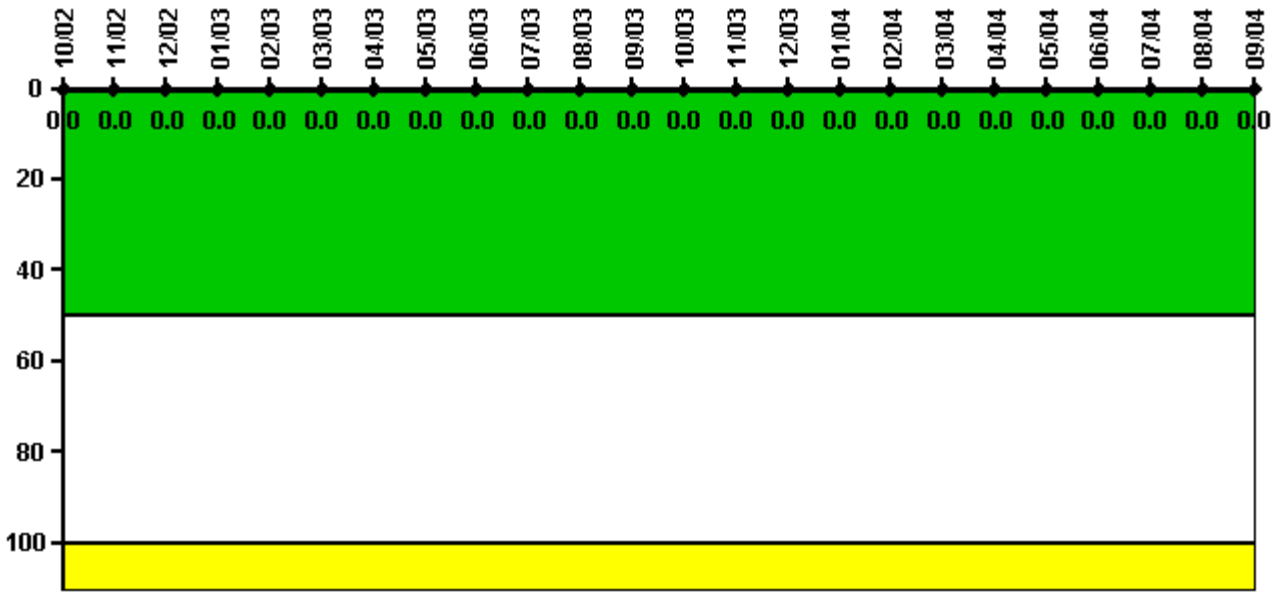
Thresholds: White > 6.0

Notes

Safety System Functional Failures (BWR)	4Q/02	1Q/03	2Q/03	3Q/03	4Q/03	1Q/04	2Q/04	3Q/04
Safety System Functional Failures	0	0	0	0	0	0	1	0
Indicator value	0	0	0	0	0	0	1	1

Licensee Comments: none

Reactor Coolant System Activity



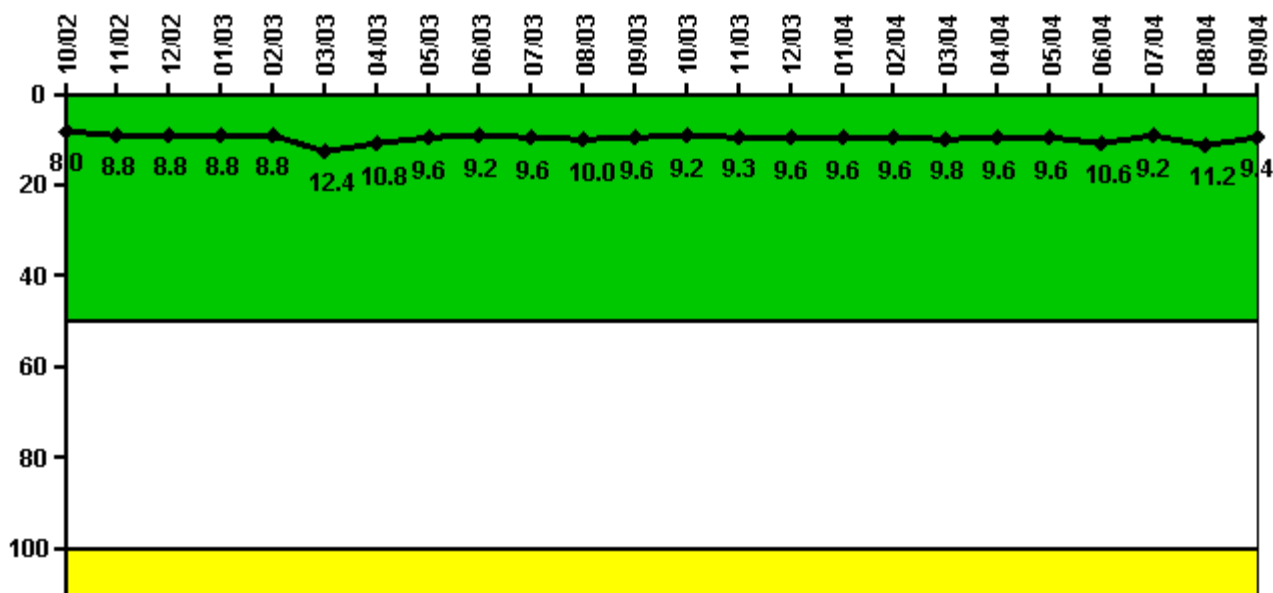
Thresholds: White > 50.0 Yellow > 100.0

Notes

Reactor Coolant System Activity	10/02	11/02	12/02	1/03	2/03	3/03	4/03	5/03	6/03	7/03	8/03	9/03
Maximum activity	0.000022	0.000021	0.000013	0.000015	0.000028	0.000020	0.000009	0.000013	0.000010	0.000009	0.000013	0.000012
Technical specification limit	0.2	0.2	0.2	0.2	0.2	0.2	0.2	0.2	0.2	0.2	0.2	0.2
Indicator value	0	0	0	0	0	0	0	0	0	0	0	0
Reactor Coolant System Activity	10/03	11/03	12/03	1/04	2/04	3/04	4/04	5/04	6/04	7/04	8/04	9/04
Maximum activity	0.000010	0.000010	0.000010	0.000010	0.000009	0.000012	0.000013	0.000014	0.000063	0.000016	0.000014	0.000015
Technical specification limit	0.2	0.2	0.2	0.2	0.2	0.2	0.2	0.2	0.2	0.2	0.2	0.2
Indicator value	0	0	0	0	0	0	0	0	0	0	0	0

Licensee Comments: none

Reactor Coolant System Leakage



Thresholds: White > 50.0 Yellow > 100.0

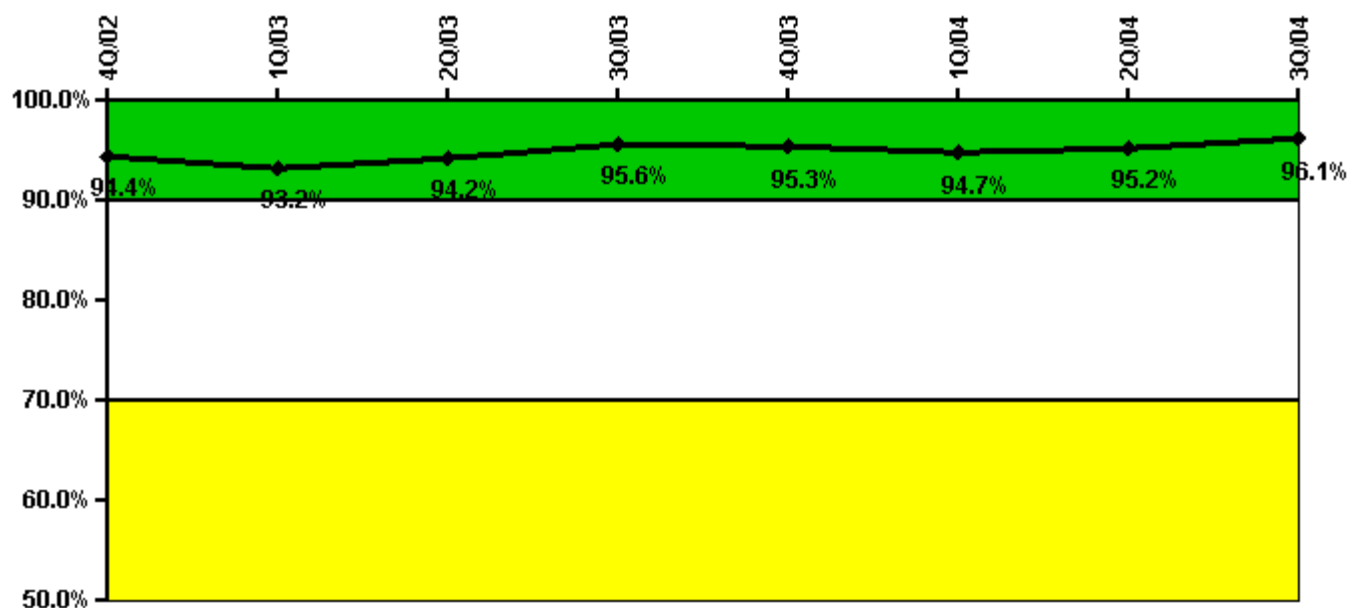
Notes

Reactor Coolant System Leakage	10/02	11/02	12/02	1/03	2/03	3/03	4/03	5/03	6/03	7/03	8/03	9/03
Maximum leakage	2.000	2.200	2.200	2.200	2.200	3.100	2.700	2.400	2.300	2.400	2.500	2.400
Technical specification limit	25.0	25.0	25.0	25.0	25.0	25.0	25.0	25.0	25.0	25.0	25.0	25.0
Indicator value	8.0	8.8	8.8	8.8	8.8	12.4	10.8	9.6	9.2	9.6	10.0	9.6

Reactor Coolant System Leakage	10/03	11/03	12/03	1/04	2/04	3/04	4/04	5/04	6/04	7/04	8/04	9/04
Maximum leakage	2.300	2.320	2.400	2.400	2.400	2.450	2.400	2.400	2.650	2.300	2.800	2.350
Technical specification limit	25.0	25.0	25.0	25.0	25.0	25.0	25.0	25.0	25.0	25.0	25.0	25.0
Indicator value	9.2	9.3	9.6	9.6	9.6	9.8	9.6	9.6	10.6	9.2	11.2	9.4

Licensee Comments: none

Drill/Exercise Performance



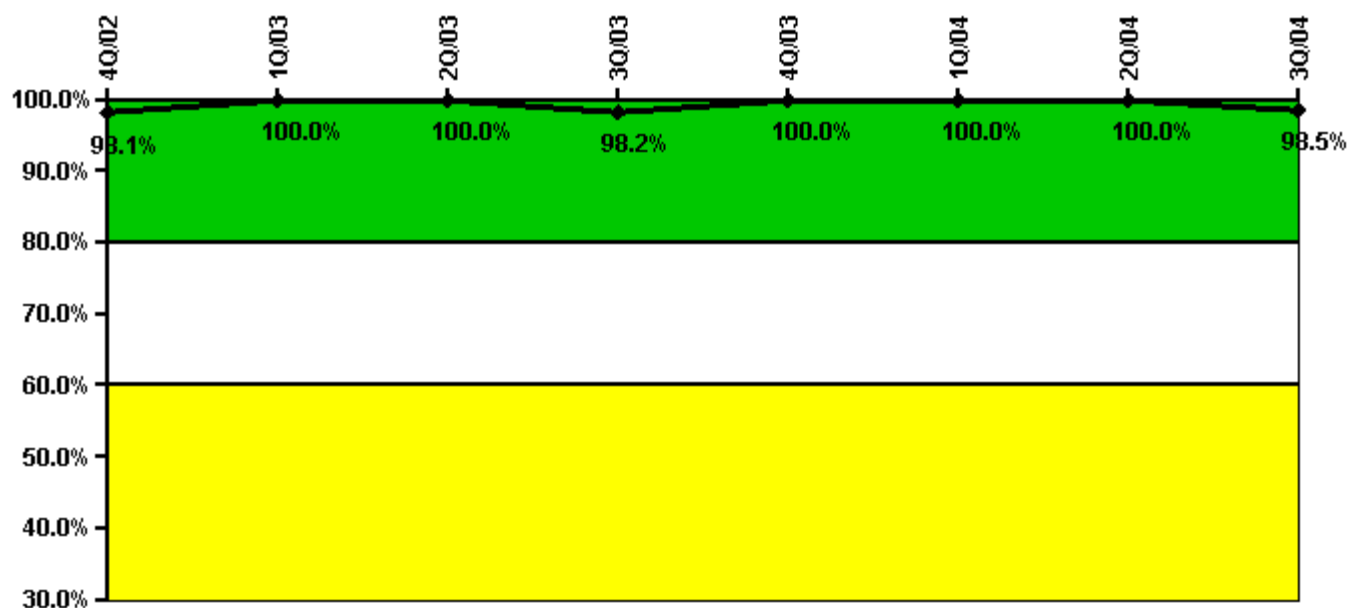
Thresholds: White < 90.0% Yellow < 70.0%

Notes

Drill/Exercise Performance	4Q/02	1Q/03	2Q/03	3Q/03	4Q/03	1Q/04	2Q/04	3Q/04
Successful opportunities	15.0	11.0	36.0	8.0	141.0	18.0	45.0	73.0
Total opportunities	15.0	12.0	38.0	8.0	148.0	20.0	46.0	74.0
Indicator value	94.4%	93.2%	94.2%	95.6%	95.3%	94.7%	95.2%	96.1%

Licensee Comments: none

ERO Drill Participation



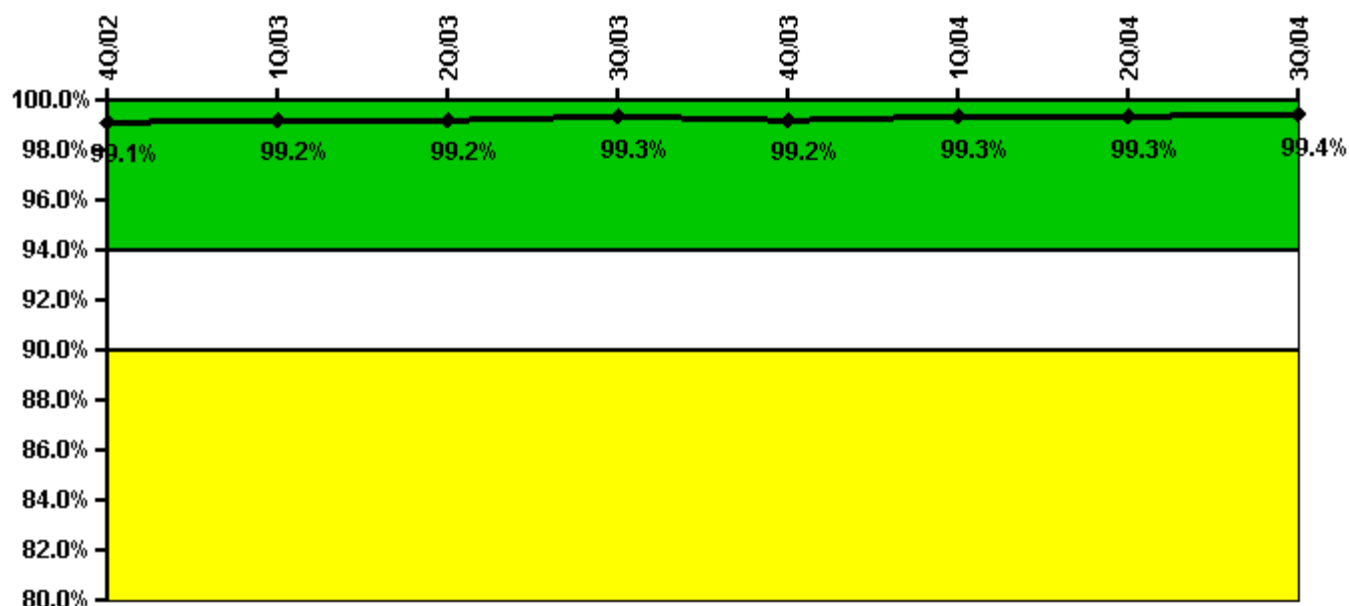
Thresholds: White < 80.0% Yellow < 60.0%

Notes

ERO Drill Participation	4Q/02	1Q/03	2Q/03	3Q/03	4Q/03	1Q/04	2Q/04	3Q/04
Participating Key personnel	52.0	53.0	54.0	55.0	58.0	62.0	67.0	66.0
Total Key personnel	53.0	53.0	54.0	56.0	58.0	62.0	67.0	67.0
Indicator value	98.1%	100.0%	100.0%	98.2%	100.0%	100.0%	100.0%	98.5%

Licensee Comments: none

Alert & Notification System



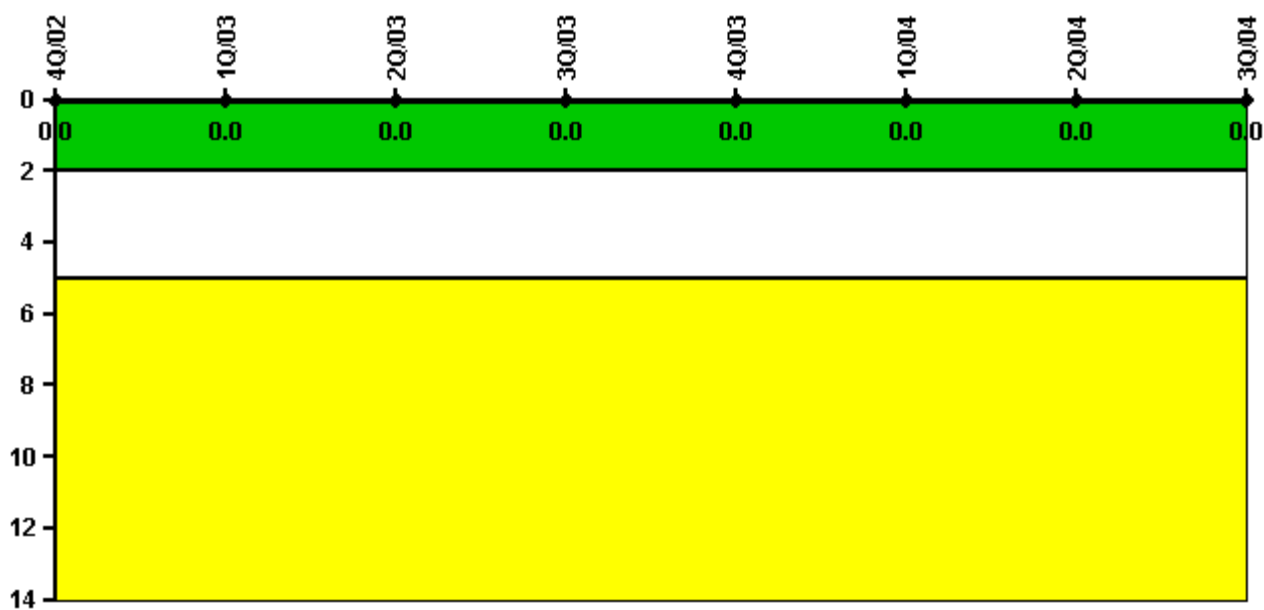
Thresholds: White < 94.0% Yellow < 90.0%

Notes

Alert & Notification System	4Q/02	1Q/03	2Q/03	3Q/03	4Q/03	1Q/04	2Q/04	3Q/04
Successful siren-tests	2298	2133	2126	2129	2127	2134	2130	2140
Total sirens-tests	2310	2145	2145	2145	2145	2145	2145	2145
Indicator value	99.1%	99.2%	99.2%	99.3%	99.2%	99.3%	99.3%	99.4%

Licensee Comments: none

Occupational Exposure Control Effectiveness



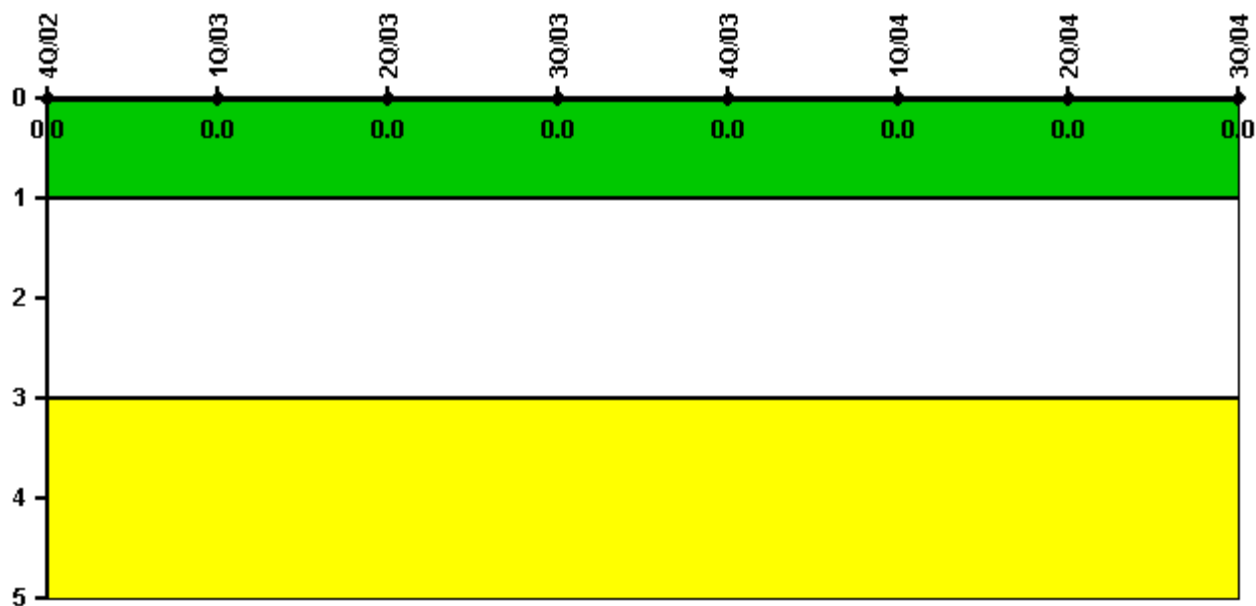
Thresholds: White > 2.0 Yellow > 5.0

Notes

Occupational Exposure Control Effectiveness	4Q/02	1Q/03	2Q/03	3Q/03	4Q/03	1Q/04	2Q/04	3Q/04
High radiation area occurrences	0	0	0	0	0	0	0	0
Very high radiation area occurrences	0	0	0	0	0	0	0	0
Unintended exposure occurrences	0	0	0	0	0	0	0	0
Indicator value	0	0	0	0	0	0	0	0

Licensee Comments: none

RETS/ODCM Radiological Effluent



Thresholds: White > 1.0 Yellow > 3.0

Notes

RETS/ODCM Radiological Effluent	4Q/02	1Q/03	2Q/03	3Q/03	4Q/03	1Q/04	2Q/04	3Q/04
RETS/ODCM occurrences	0	0	0	0	0	0	0	0
Indicator value	0	0	0	0	0	0	0	0

Licensee Comments: none

[Physical Protection](#) information not publicly available.