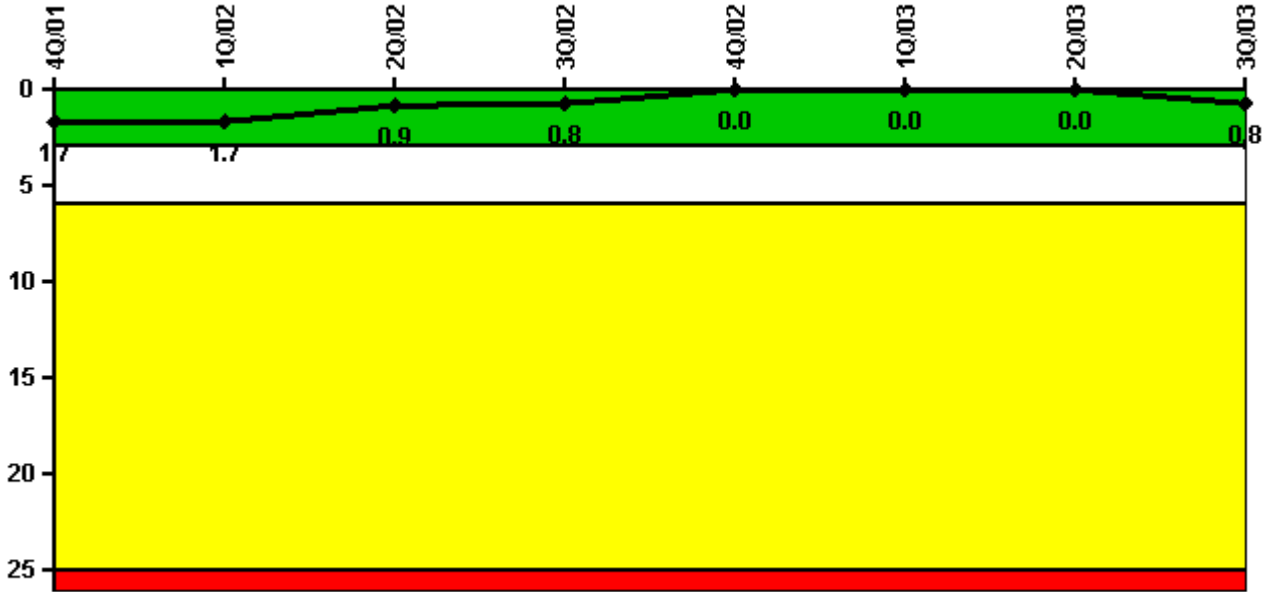


Dresden 2

3Q/2003 Performance Indicators

Licensee's General Comments: none

Unplanned Scrams per 7000 Critical Hrs



Thresholds: White > 3.0 Yellow > 6.0 Red > 25.0

Notes

Unplanned Scrams per 7000 Critical Hrs	4Q/01	1Q/02	2Q/02	3Q/02	4Q/02	1Q/03	2Q/03	3Q/03
Unplanned scrams	1.0	0	0	0	0	0	0	1.0
Critical hours	1786.8	2160.0	2183.0	2208.0	2209.0	2160.0	2183.0	2204.2
Indicator value	1.7	1.7	0.9	0.8	0	0	0	0.8

Licensee Comments: none

Scrams with Loss of Normal Heat Removal



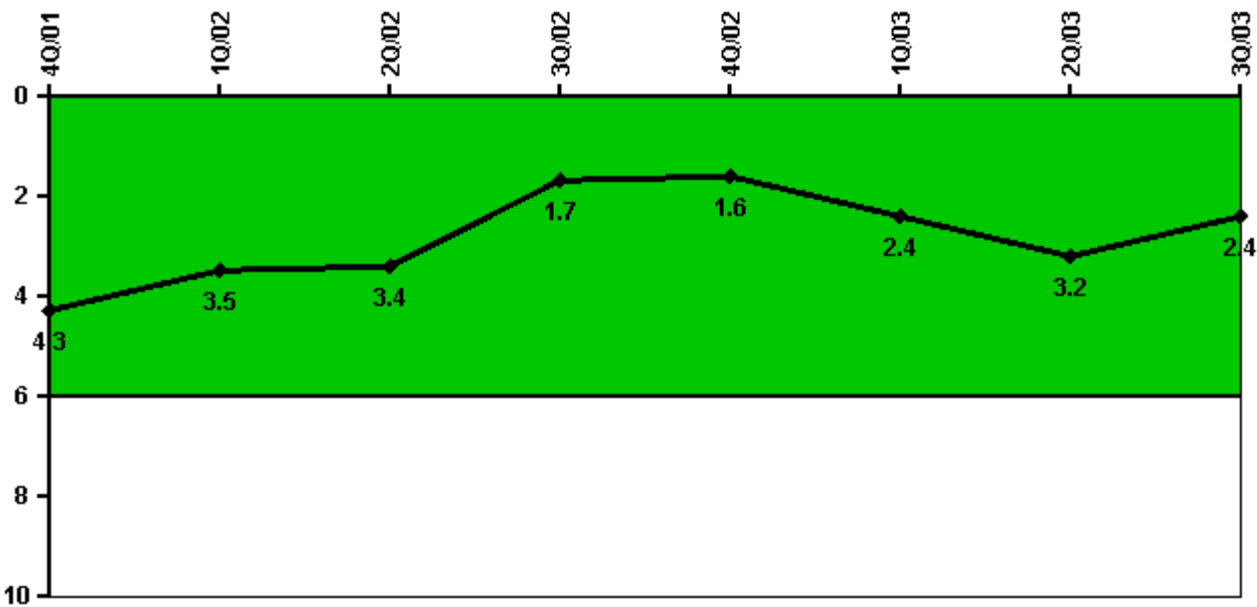
Thresholds: White > 2.0 Yellow > 10.0 Red > 20.0

Notes

Scrams with Loss of Normal Heat Removal	4Q/01	1Q/02	2Q/02	3Q/02	4Q/02	1Q/03	2Q/03	3Q/03
Scrams	0	0	0	0	0	0	0	0
Indicator value	0	0	0	0	0	0	0	0

Licensee Comments: none

Unplanned Power Changes per 7000 Critical Hrs



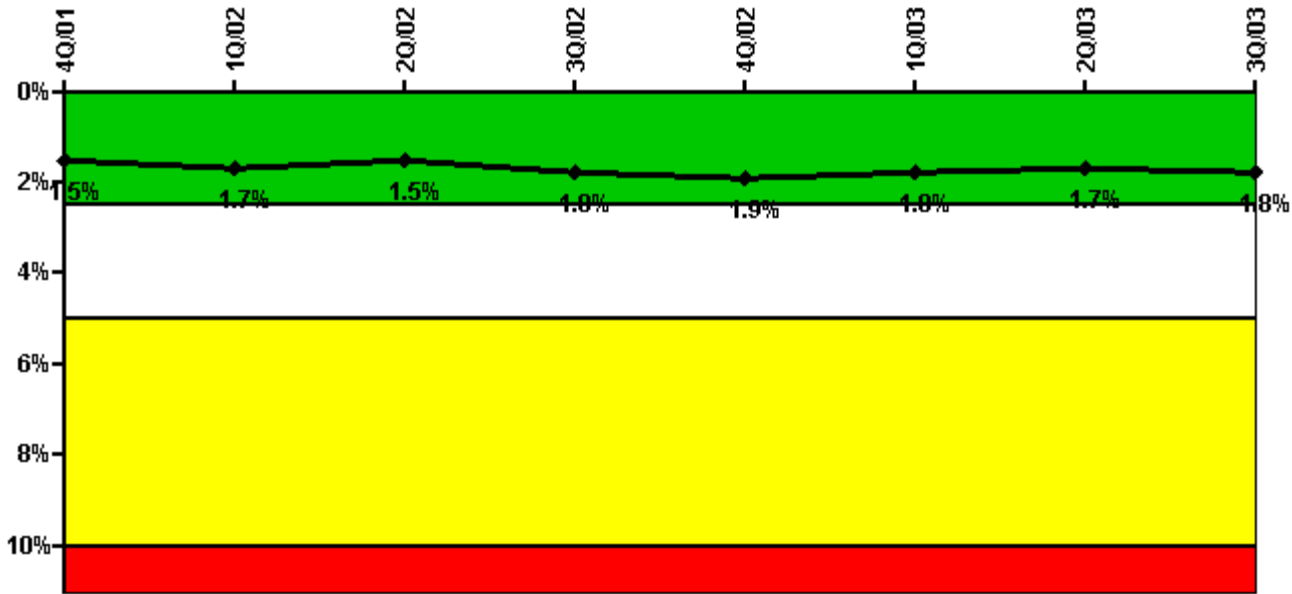
Thresholds: White > 6.0

Notes

Unplanned Power Changes per 7000 Critical Hrs	4Q/01	1Q/02	2Q/02	3Q/02	4Q/02	1Q/03	2Q/03	3Q/03
Unplanned power changes	0	0	1.0	1.0	0	1.0	2.0	0
Critical hours	1786.8	2160.0	2183.0	2208.0	2209.0	2160.0	2183.0	2204.2
Indicator value	4.3	3.5	3.4	1.7	1.6	2.4	3.2	2.4

Licensee Comments: none

Safety System Unavailability, Emergency AC Power



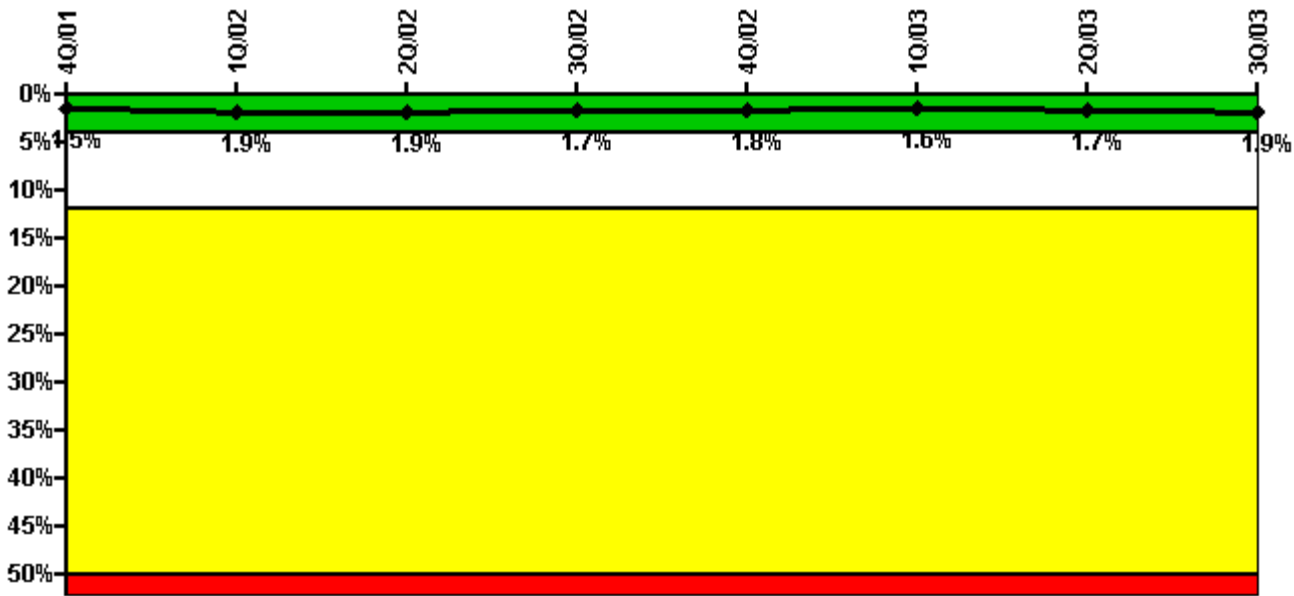
Thresholds: White > 2.5% Yellow > 5.0% Red > 10.0%

Notes

Safety System Unavailability, Emergency AC Power	4Q/01	1Q/02	2Q/02	3Q/02	4Q/02	1Q/03	2Q/03	3Q/03
Train 1								
Planned unavailable hours	8.88	11.78	24.37	14.61	49.90	21.47	11.20	38.25
Unplanned unavailable hours	0	0	0	141.90	0.35	15.75	0	0
Fault exposure hours	0	0	0	0	0	0	0	0
Effective Reset hours	0	0	0	0	0	0	0	0
Required hours	2209.00	2160.00	2183.00	2208.00	2209.00	2160.00	2183.00	2208.00
Train 2								
Planned unavailable hours	9.24	107.35	7.33	66.52	8.59	6.50	31.22	38.02
Unplanned unavailable hours	0	0	1.00	3.27	5.67	4.23	0	0
Fault exposure hours	0	0	0	0	0	0	0	0
Effective Reset hours	0	0	0	0	0	0	0	0
Required hours	2209.00	2160.00	2183.00	2208.00	2209.00	2160.00	2183.00	2208.00
Indicator value	1.5%	1.7%	1.5%	1.8%	1.9%	1.8%	1.7%	1.8%

Licensee Comments: none

Safety System Unavailability, High Pressure Injection System (HPCI)



Thresholds: White > 4.0% Yellow > 12.0% Red > 50.0%

Notes

Safety System Unavailability, High Pressure Injection System (HPCI)	4Q/01	1Q/02	2Q/02	3Q/02	4Q/02	1Q/03	2Q/03	3Q/03
Train 1								
Planned unavailable hours	0.48	104.00	32.51	39.50	25.93	102.98	16.17	11.38
Unplanned unavailable hours	0	0	0	0	4.18	10.53	16.25	26.50
Fault exposure hours	0	0	0	0	0	0	0	0
Effective Reset hours	0	0	0	0	0	0	0	0
Required hours	1786.75	2160.00	2183.00	2208.00	2209.00	2160.00	2183.00	2204.22
Indicator value	1.5%	1.9%	1.9%	1.7%	1.8%	1.6%	1.7%	1.9%

Licensee Comments: none

Safety System Unavailability, Heat Removal System

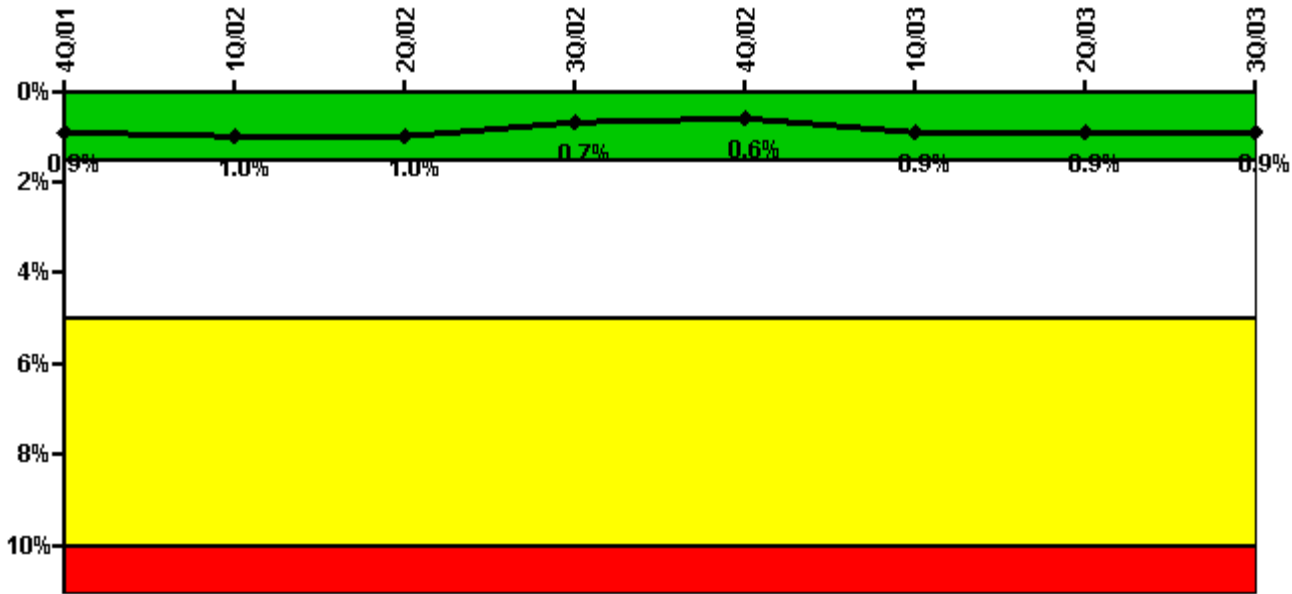
**Thresholds
under
development /
review**

Notes

Safety System Unavailability, Heat Removal System	4Q/01	1Q/02	2Q/02	3Q/02	4Q/02	1Q/03	2Q/03	3Q/03
Train 1								
Planned unavailable hours								
Unplanned unavailable hours								
Fault exposure hours								
Effective Reset hours	0	0	0	0	0	0	0	0
Required hours								
Indicator value								

Licensee Comments: none

Safety System Unavailability, Residual Heat Removal System



Thresholds: White > 1.5% Yellow > 5.0% Red > 10.0%

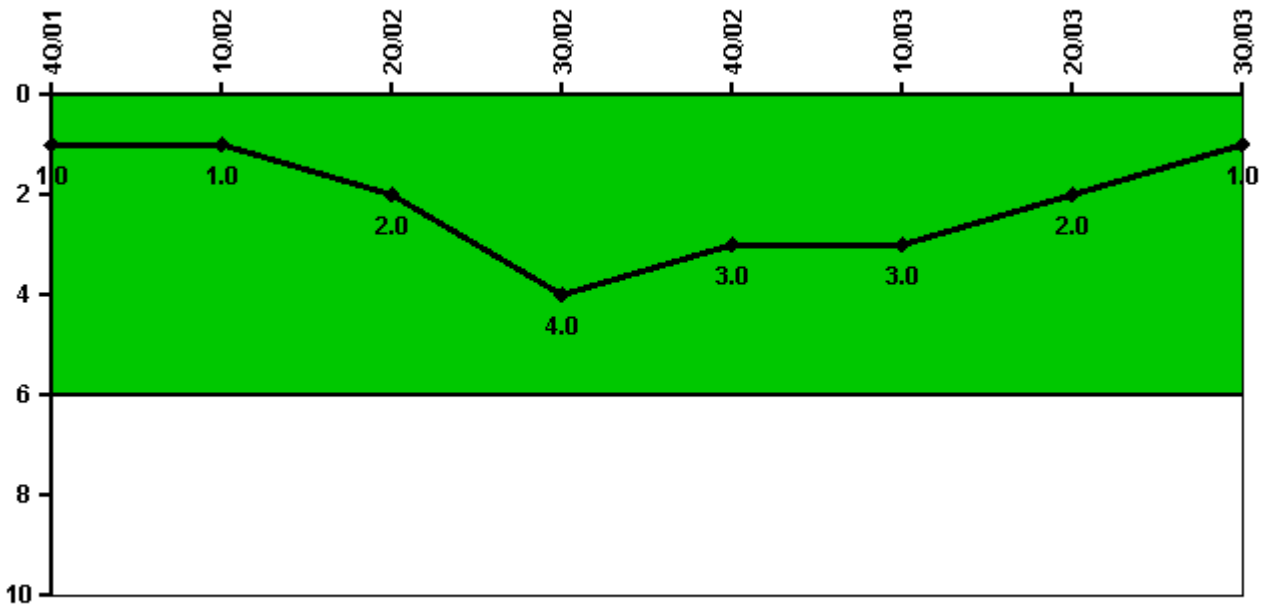
Notes

Safety System Unavailability, Residual Heat Removal System	4Q/01	1Q/02	2Q/02	3Q/02	4Q/02	1Q/03	2Q/03	3Q/03
Train 1								
Planned unavailable hours	0	52.70	3.12	0	0	125.72	2.97	6.05
Unplanned unavailable hours	40.65	39.92	21.48	0	0	1.97	0	0
Fault exposure hours	0	0	0	0	0	0	0	0
Effective Reset hours	0	0	0	0	0	0	0	0
Required hours	2063.08	2160.00	2183.00	2208.00	2209.00	2160.00	2183.00	2204.22
Train 2								
Planned unavailable hours	0	0	40.98	0	0	113.92	2.38	0
Unplanned unavailable hours	0	80.05	0	44.97	0	0	0	0
Fault exposure hours	0	0	0	0	0	0	0	0
Effective Reset hours	0	0	0	0	0	0	0	0
Required hours	2063.08	2160.00	2183.00	2208.00	2209.00	2160.00	2183.00	2204.22
Train 3								
Planned unavailable hours	0	0	0	25.28	0	0	0	16.60
Unplanned unavailable hours	0	0	0	0	0	0	0	0
Fault exposure hours	0	0	0	0	0	0	0	0
Effective Reset hours	0	0	0	0	0	0	0	0
Required hours	2209.00	2160.00	2183.00	2208.00	2209.00	2160.00	2183.00	2208.00
Train 4								
Planned unavailable hours	0	0	0	25.28	0	0	0	16.58
Unplanned unavailable hours	0	0	0	0	0	0	0	0
Fault exposure hours	0	0	0	0	0	0	0	0
Effective Reset hours	0	0	0	0	0	0	0	0
Required hours	2209.00	2160.00	2183.00	2208.00	2209.00	2160.00	2183.00	2208.00

Indicator value	0.9%	1.0%	1.0%	0.7%	0.6%	0.9%	0.9%	0.9%

Licensee Comments: none

Safety System Functional Failures (BWR)



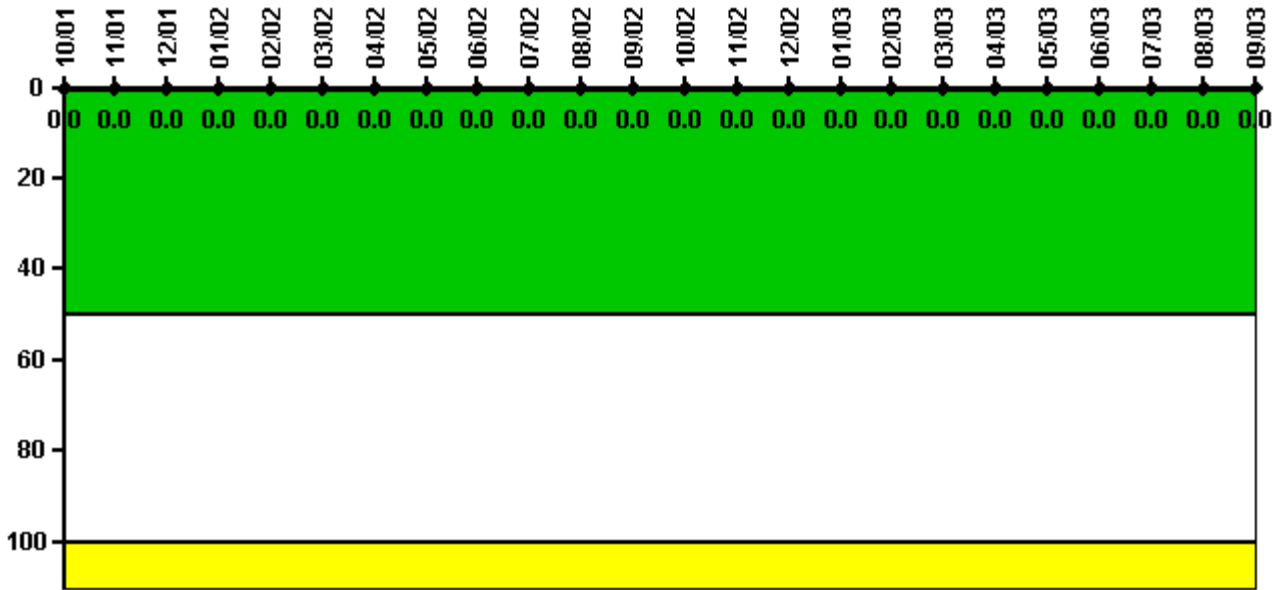
Thresholds: White > 6.0

Notes

Safety System Functional Failures (BWR)	4Q/01	1Q/02	2Q/02	3Q/02	4Q/02	1Q/03	2Q/03	3Q/03
Safety System Functional Failures	1	0	1	2	0	0	0	1
Indicator value	1	1	2	4	3	3	2	1

Licensee Comments: none

Reactor Coolant System Activity



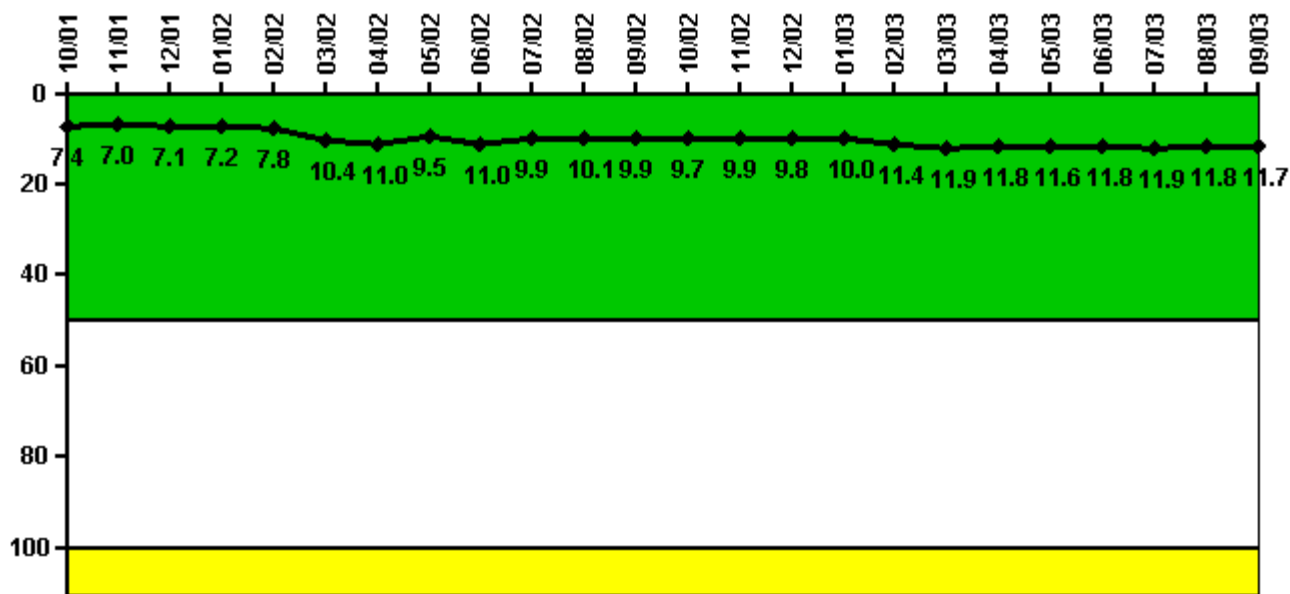
Thresholds: White > 50.0 Yellow > 100.0

Notes

Reactor Coolant System Activity	10/01	11/01	12/01	1/02	2/02	3/02	4/02	5/02	6/02	7/02	8/02	9/02
Maximum activity	0.000011	0.000011	0.000006	0.000006	0.000008	0.000026	0.000004	0.000006	0.000006	0.000008	0.000024	0.000005
Technical specification limit	0.2	0.2	0.2	0.2	0.2	0.2	0.2	0.2	0.2	0.2	0.2	0.2
Indicator value	0	0	0	0	0	0	0	0	0	0	0	0
Reactor Coolant System Activity	10/02	11/02	12/02	1/03	2/03	3/03	4/03	5/03	6/03	7/03	8/03	9/03
Maximum activity	0.000006	0.000005	0.000029	0.000006	0.000006	0.000006	0.000013	0.000017	0.000025	0.000005	0.000004	0.000005
Technical specification limit	0.2	0.2	0.2	0.2	0.2	0.2	0.2	0.2	0.2	0.2	0.2	0.2
Indicator value	0	0	0	0	0	0	0	0	0	0	0	0

Licensee Comments: none

Reactor Coolant System Leakage



Thresholds: White > 50.0 Yellow > 100.0

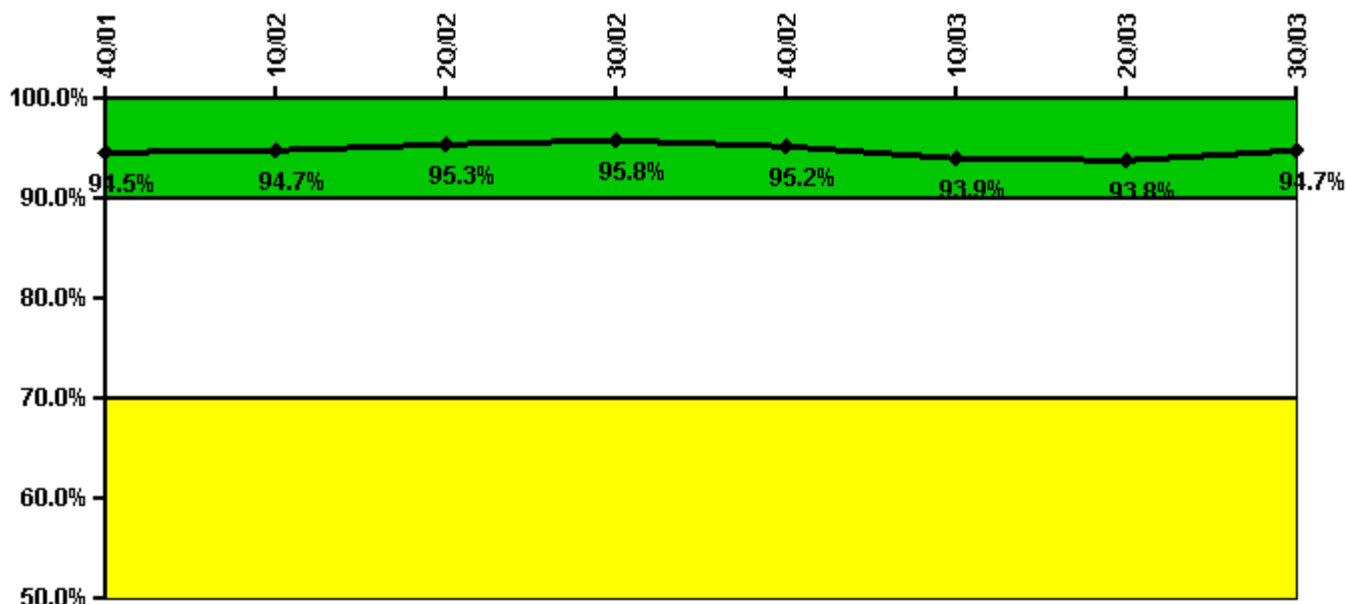
Notes

Reactor Coolant System Leakage	10/01	11/01	12/01	1/02	2/02	3/02	4/02	5/02	6/02	7/02	8/02	9/02
Maximum leakage	1.840	1.757	1.767	1.795	1.953	2.610	2.750	2.387	2.741	2.483	2.532	2.468
Technical specification limit	25.0	25.0	25.0	25.0	25.0	25.0	25.0	25.0	25.0	25.0	25.0	25.0
Indicator value	7.4	7.0	7.1	7.2	7.8	10.4	11.0	9.5	11.0	9.9	10.1	9.9

Reactor Coolant System Leakage	10/02	11/02	12/02	1/03	2/03	3/03	4/03	5/03	6/03	7/03	8/03	9/03
Maximum leakage	2.433	2.485	2.457	2.505	2.853	2.987	2.957	2.890	2.945	2.978	2.938	2.937
Technical specification limit	25.0	25.0	25.0	25.0	25.0	25.0	25.0	25.0	25.0	25.0	25.0	25.0
Indicator value	9.7	9.9	9.8	10.0	11.4	11.9	11.8	11.6	11.8	11.9	11.8	11.7

Licensee Comments: none

Drill/Exercise Performance



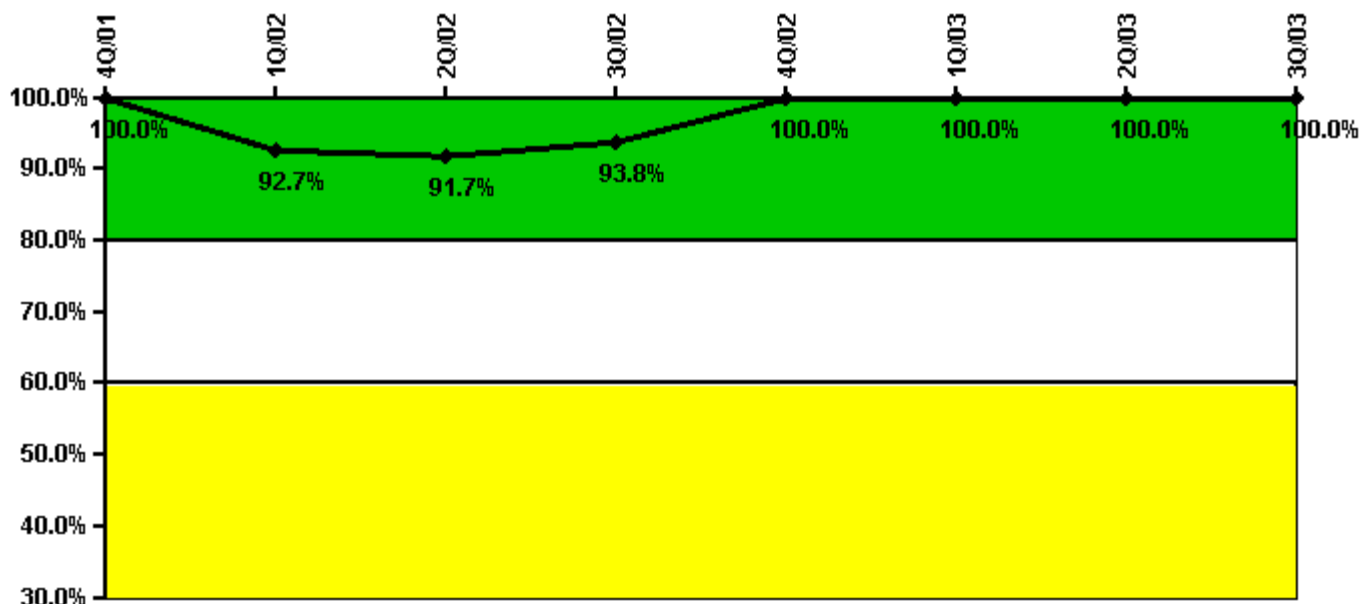
Thresholds: White < 90.0% Yellow < 70.0%

Notes

Drill/Exercise Performance	4Q/01	1Q/02	2Q/02	3Q/02	4Q/02	1Q/03	2Q/03	3Q/03
Successful opportunities	43.0	14.0	12.0	1.0	39.0	27.0	56.0	56.0
Total opportunities	46.0	14.0	12.0	1.0	40.0	30.0	61.0	58.0
Indicator value	94.5%	94.7%	95.3%	95.8%	95.2%	93.9%	93.8%	94.7%

Licensee Comments: none

ERO Drill Participation



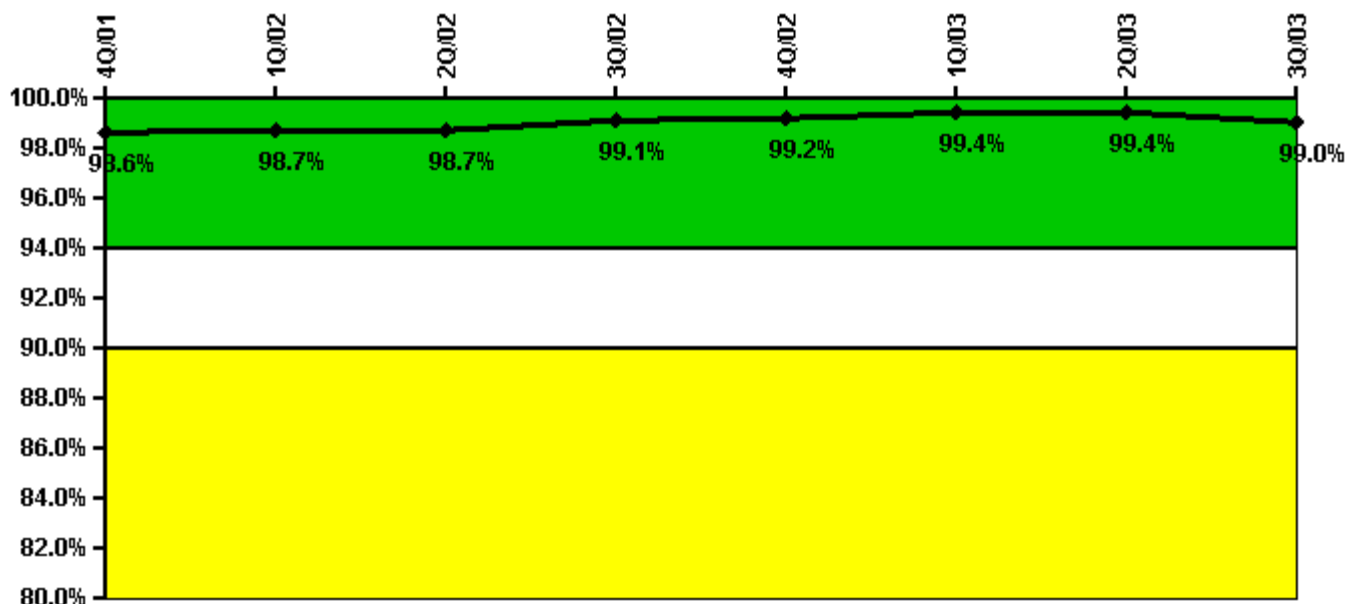
Thresholds: White < 80.0% Yellow < 60.0%

Notes

ERO Drill Participation	4Q/01	1Q/02	2Q/02	3Q/02	4Q/02	1Q/03	2Q/03	3Q/03
Participating Key personnel	45.0	38.0	44.0	45.0	47.0	51.0	50.0	50.0
Total Key personnel	45.0	41.0	48.0	48.0	47.0	51.0	50.0	50.0
Indicator value	100.0%	92.7%	91.7%	93.8%	100.0%	100.0%	100.0%	100.0%

Licensee Comments: none

Alert & Notification System



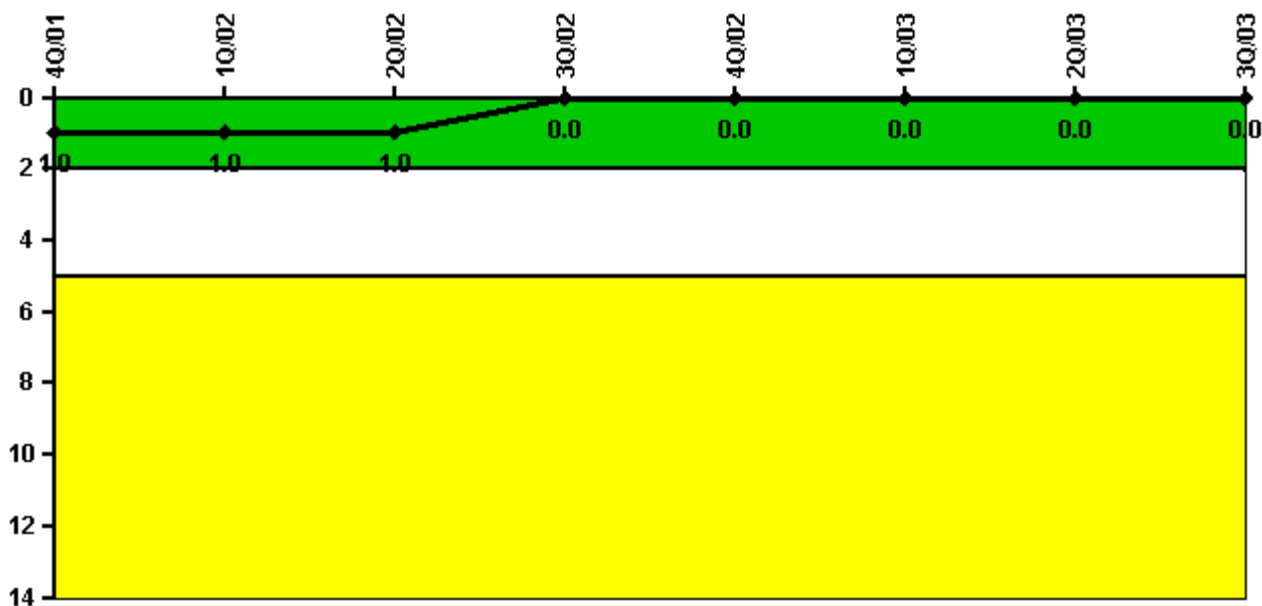
Thresholds: White < 94.0% Yellow < 90.0%

Notes

Alert & Notification System	4Q/01	1Q/02	2Q/02	3Q/02	4Q/02	1Q/03	2Q/03	3Q/03
Successful siren-tests	5020	4923	4979	5035	5047	4961	4974	4897
Total sirens-tests	5056	4977	5056	5056	5056	4977	5056	4994
Indicator value	98.6%	98.7%	98.7%	99.1%	99.2%	99.4%	99.4%	99.0%

Licensee Comments: none

Occupational Exposure Control Effectiveness



Thresholds: White > 2.0 Yellow > 5.0

Notes

Occupational Exposure Control Effectiveness	4Q/01	1Q/02	2Q/02	3Q/02	4Q/02	1Q/03	2Q/03	3Q/03
High radiation area occurrences	0	0	0	0	0	0	0	0
Very high radiation area occurrences	0	0	0	0	0	0	0	0
Unintended exposure occurrences	0	0	0	0	0	0	0	0
Indicator value	1	1	1	0	0	0	0	0

Licensee Comments: none

RETS/ODCM Radiological Effluent



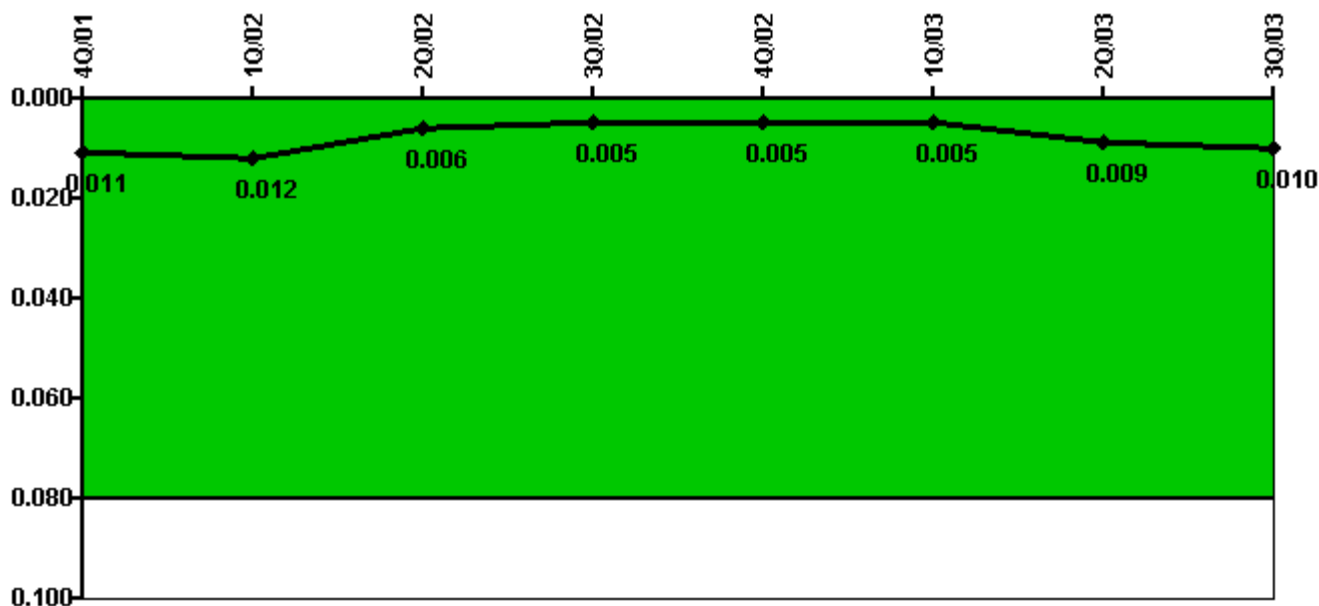
Thresholds: White > 1.0 Yellow > 3.0

Notes

RETS/ODCM Radiological Effluent	4Q/01	1Q/02	2Q/02	3Q/02	4Q/02	1Q/03	2Q/03	3Q/03
RETS/ODCM occurrences	0	0	0	0	0	0	0	0
Indicator value	0	0	0	0	0	0	0	0

Licensee Comments: none

Protected Area Security Performance Index



Thresholds: White > 0.080

Notes

Protected Area Security Performance Index	4Q/01	1Q/02	2Q/02	3Q/02	4Q/02	1Q/03	2Q/03	3Q/03
IDS compensatory hours	1.13	0	27.70	40.60	8.30	12.10	133.08	51.97
CCTV compensatory hours	14.3	24.9	0	0	6.2	5.7	0	1.8
IDS normalization factor	1.30	1.30	1.30	1.30	1.30	1.30	1.30	1.30
CCTV normalization factor	1.0	1.0	1.0	1.0	1.0	1.0	1.0	1.0
Index Value	0.011	0.012	0.006	0.005	0.005	0.005	0.009	0.010

Licensee Comments: none

Personnel Screening Program



Thresholds: White > 2.0 Yellow > 5.0

Notes

Personnel Screening Program	4Q/01	1Q/02	2Q/02	3Q/02	4Q/02	1Q/03	2Q/03	3Q/03
Program failures	0	0	0	0	0	0	0	0
Indicator value	0	0	0	0	0	0	0	0

Licensee Comments: none

FFD/Personnel Reliability



Thresholds: White > 2.0 Yellow > 5.0

Notes

FFD/Personnel Reliability	4Q/01	1Q/02	2Q/02	3Q/02	4Q/02	1Q/03	2Q/03	3Q/03
Program Failures	0	0	0	0	0	0	0	0
Indicator value	0	0	0	0	0	0	0	0

Licensee Comments: none

▲ [PI Summary](#) | [Inspection Findings Summary](#) | [Reactor Oversight Process](#)

Last Modified: October 22, 2003