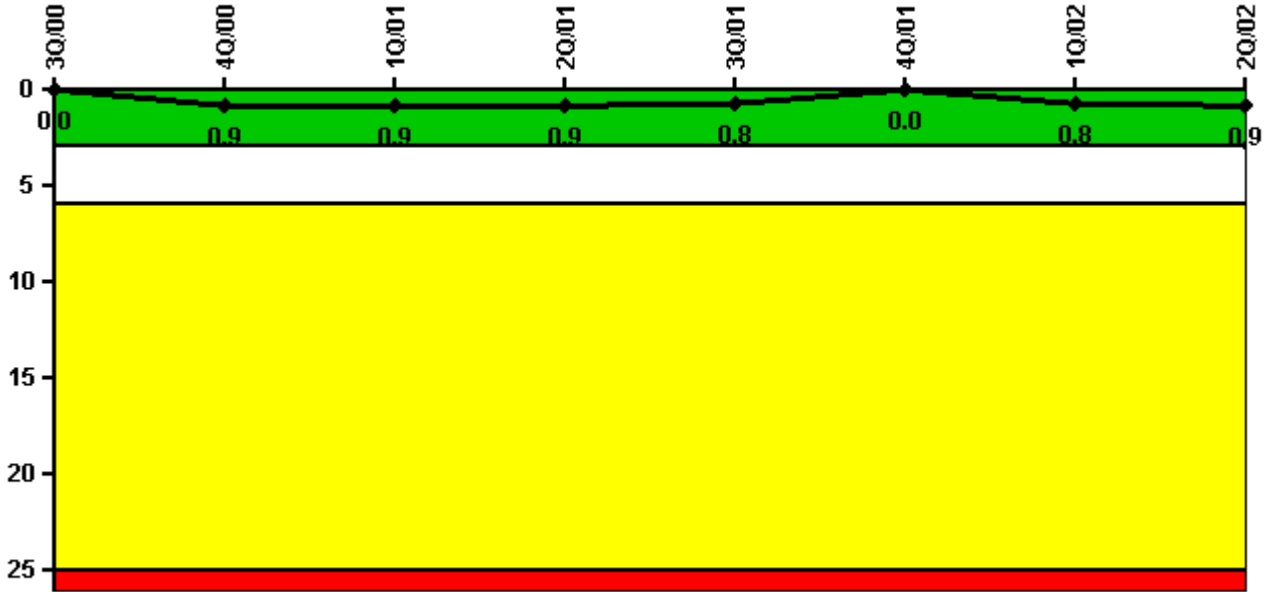


Ginna

2Q/2002 Performance Indicators

Licensee's General Comments: none

Unplanned Scrams per 7000 Critical Hrs



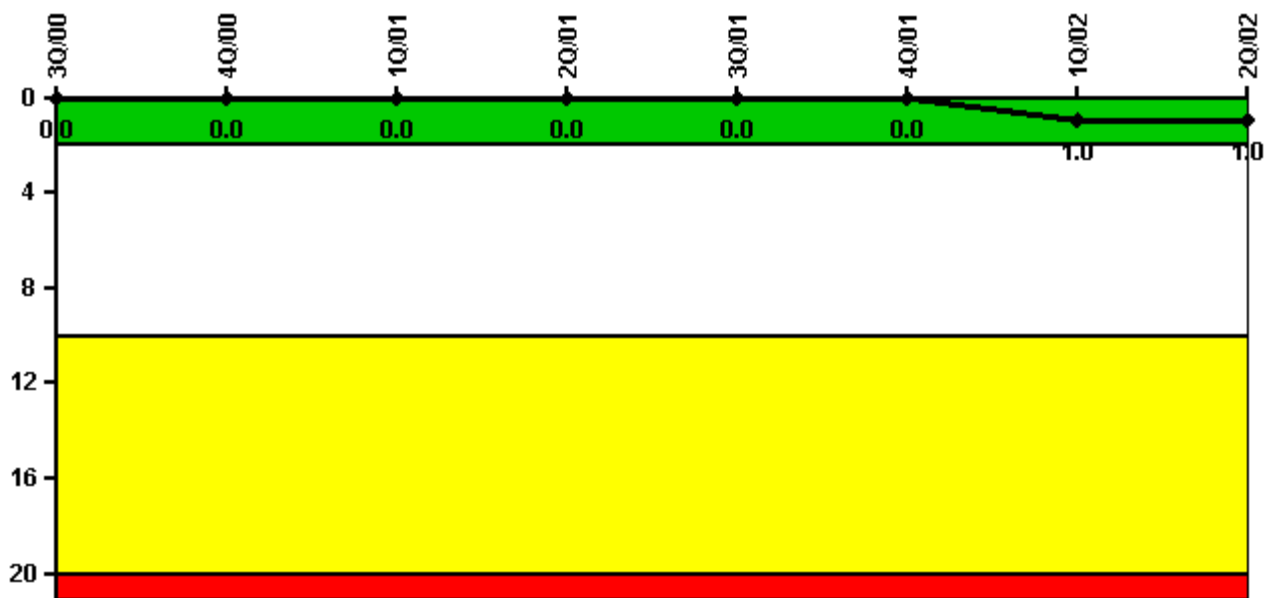
Thresholds: White > 3.0 Yellow > 6.0 Red > 25.0

Notes

Unplanned Scrams per 7000 Critical Hrs	3Q/00	4Q/00	1Q/01	2Q/01	3Q/01	4Q/01	1Q/02	2Q/02
Unplanned scrams	0	1.0	0	0	0	0	1.0	0
Critical hours	1901.0	1780.2	2160.0	2183.0	2208.0	2209.0	1810.8	1766.9
Indicator value	0	0.9	0.9	0.9	0.8	0	0.8	0.9

Licensee Comments: none

Scrams with Loss of Normal Heat Removal



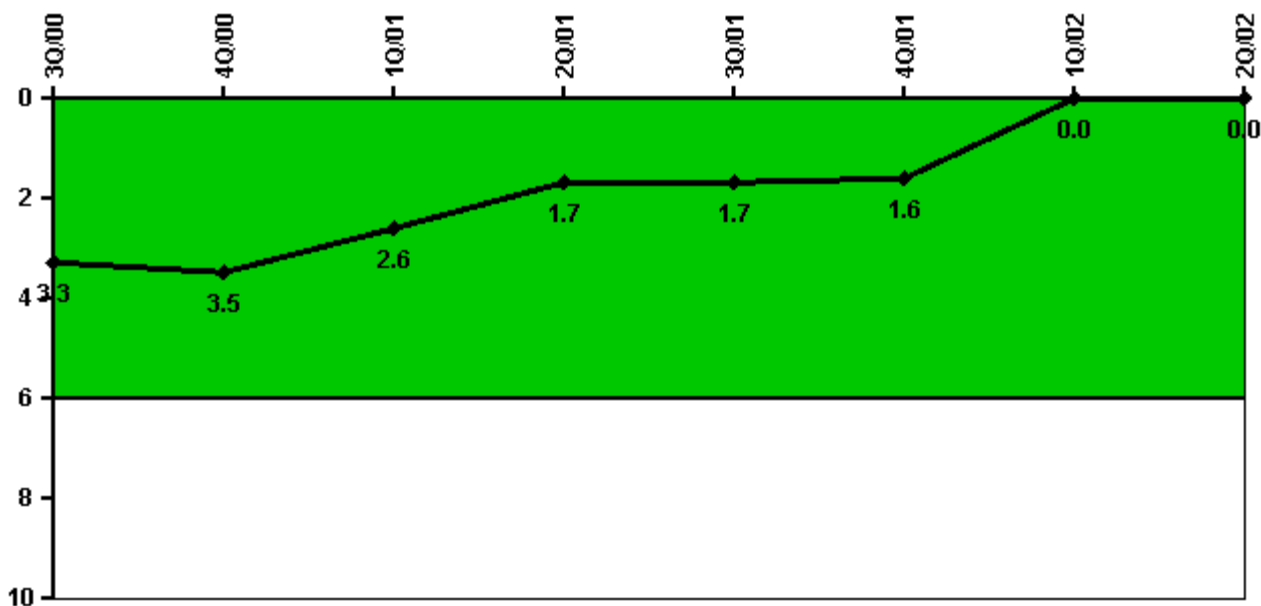
Thresholds: White > 2.0 Yellow > 10.0 Red > 20.0

Notes

Scrams with Loss of Normal Heat Removal	3Q/00	4Q/00	1Q/01	2Q/01	3Q/01	4Q/01	1Q/02	2Q/02
Scrams	0	0	0	0	0	0	1.0	0
Indicator value	0	0	0	0	0	0	1.0	1.0

Licensee Comments: none

Unplanned Power Changes per 7000 Critical Hrs



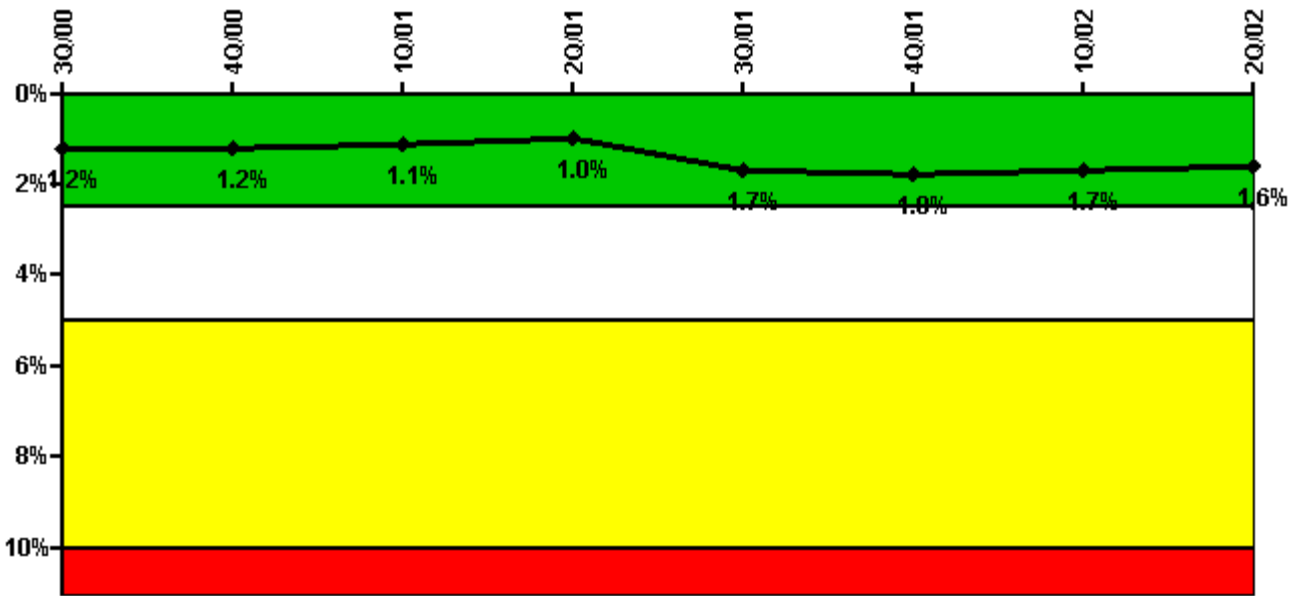
Thresholds: White > 6.0

Notes

Unplanned Power Changes per 7000 Critical Hrs	3Q/00	4Q/00	1Q/01	2Q/01	3Q/01	4Q/01	1Q/02	2Q/02
Unplanned power changes	0	0	2.0	0	0	0	0	0
Critical hours	1901.0	1780.2	2160.0	2183.0	2208.0	2209.0	1810.8	1766.9
Indicator value	3.3	3.5	2.6	1.7	1.7	1.6	0	0

Licensee Comments: none

Safety System Unavailability, Emergency AC Power



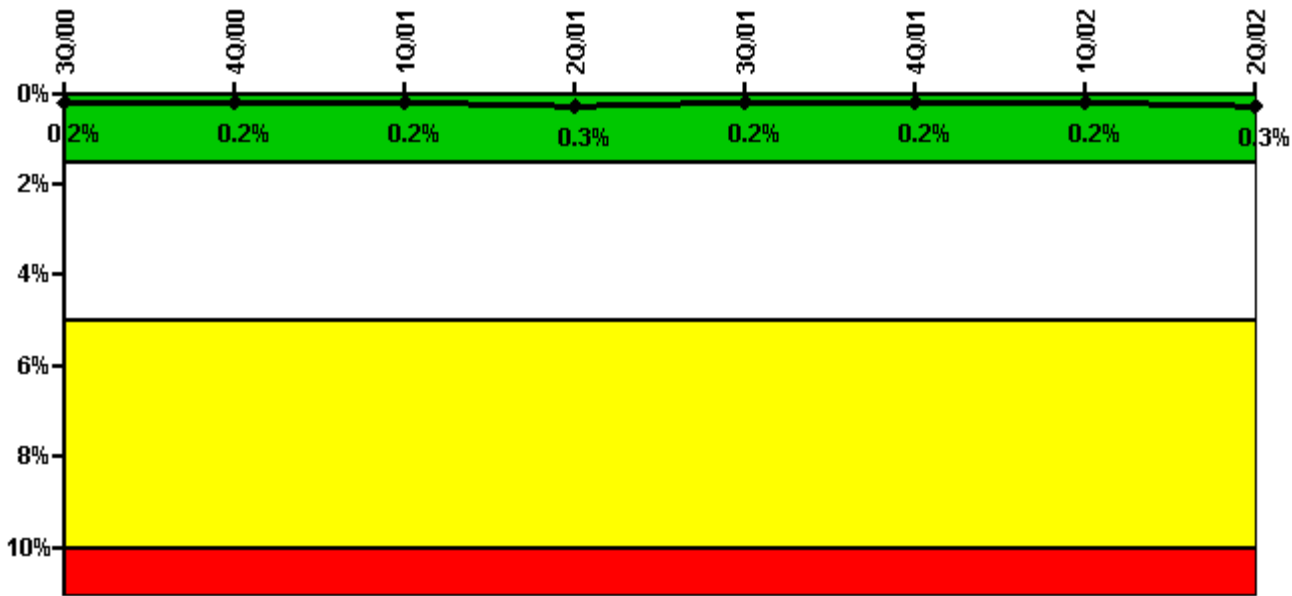
Thresholds: White > 2.5% Yellow > 5.0% Red > 10.0%

Notes

Safety System Unavailability, Emergency AC Power	3Q/00	4Q/00	1Q/01	2Q/01	3Q/01	4Q/01	1Q/02	2Q/02
Train 1								
Planned unavailable hours	42.80	8.52	7.00	9.00	7.40	36.70	7.10	12.60
Unplanned unavailable hours	0	0	31.90	0.20	20.80	0	0	0
Fault exposure hours	0	0	0	0	0	0	0	0
Effective Reset hours	0	0	0	0	0	0	0	0
Required hours	2209.00	2208.00	2160.00	2183.00	2208.00	2209.00	2160.00	2183.00
Train 2								
Planned unavailable hours	8.00	7.97	19.70	7.20	7.50	34.10	15.30	7.90
Unplanned unavailable hours	0	4.20	0	0	16.30	9.30	0	0
Fault exposure hours	0	0	0	0	334.12	0	0	0
Effective Reset hours	0	0	0	0	0	0	0	0
Required hours	2209.00	2208.00	2160.00	2183.00	2208.00	2209.00	2160.00	2183.00
Indicator value	1.2%	1.2%	1.1%	1.0%	1.7%	1.8%	1.7%	1.6%

Licensee Comments: none

Safety System Unavailability, High Pressure Injection System (HPSI)



Thresholds: White > 1.5% Yellow > 5.0% Red > 10.0%

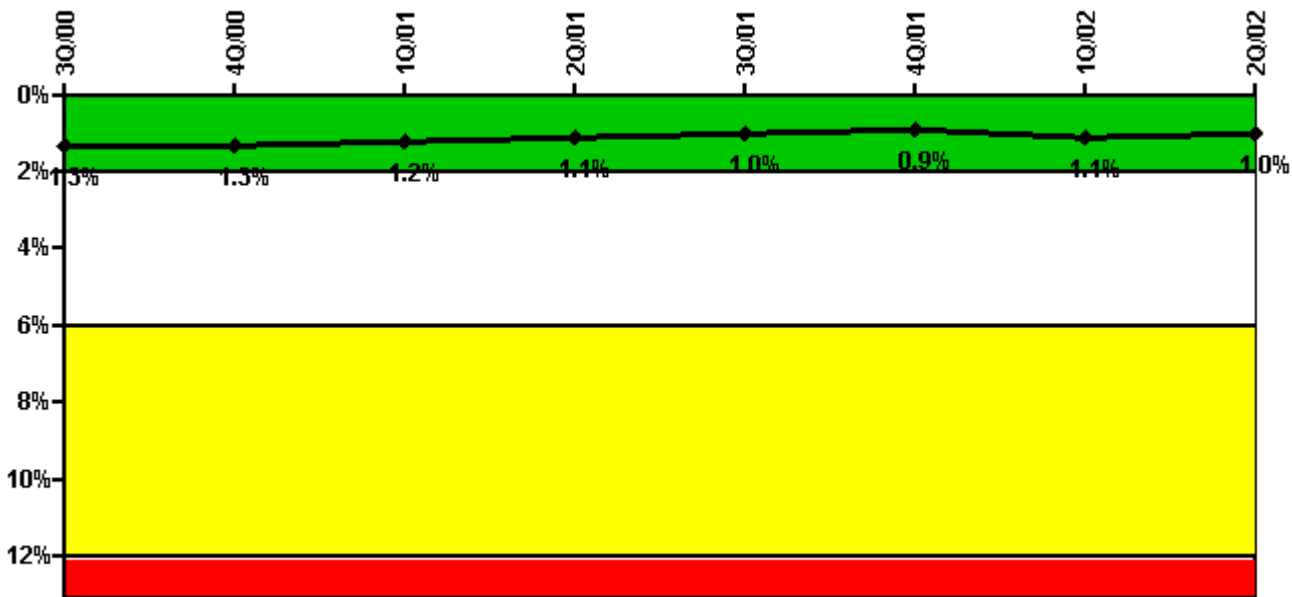
Notes

Safety System Unavailability, High Pressure Injection System (HPSI)	3Q/00	4Q/00	1Q/01	2Q/01	3Q/01	4Q/01	1Q/02	2Q/02
Train 1								
Planned unavailable hours	0	0	18.25	0	0	4.80	1.90	2.40
Unplanned unavailable hours	0	0	0	0	0	0	0	0
Fault exposure hours	0	0	0	0	0	0	0	0
Effective Reset hours	0	0	0	0	0	0	0	0
Required hours	1924.00	1880.75	2160.00	2183.00	2208.00	2209.00	1872.50	1803.20
Train 2								
Planned unavailable hours	33.10	0	0	0	0	1.73	6.40	8.03
Unplanned unavailable hours	0	0	7.63	16.70	0	0	0	0
Fault exposure hours	0	0	0	0	0	0	0	0
Effective Reset hours	0	0	0	0	0	0	0	0
Required hours	1924.00	1880.75	2160.00	2183.00	2208.00	2209.00	1872.50	1803.20
Train 3								
Planned unavailable hours	0	0	10.05	11.30	0	2.15	5.70	18.50
Unplanned unavailable hours	0	0	0	0	0	0	0	0
Fault exposure hours	0	0	0	0	0	0	0	0
Effective Reset hours	0	0	0	0	0	0	0	0
Required hours	1924.00	1880.75	2160.00	2183.00	2208.00	2209.00	1872.50	1803.20
Indicator value	0.2%	0.2%	0.2%	0.3%	0.2%	0.2%	0.2%	0.3%

Licensee Comments:

2Q/02:

Safety System Unavailability, Heat Removal System (AFW)



Thresholds: White > 2.0% Yellow > 6.0% Red > 12.0%

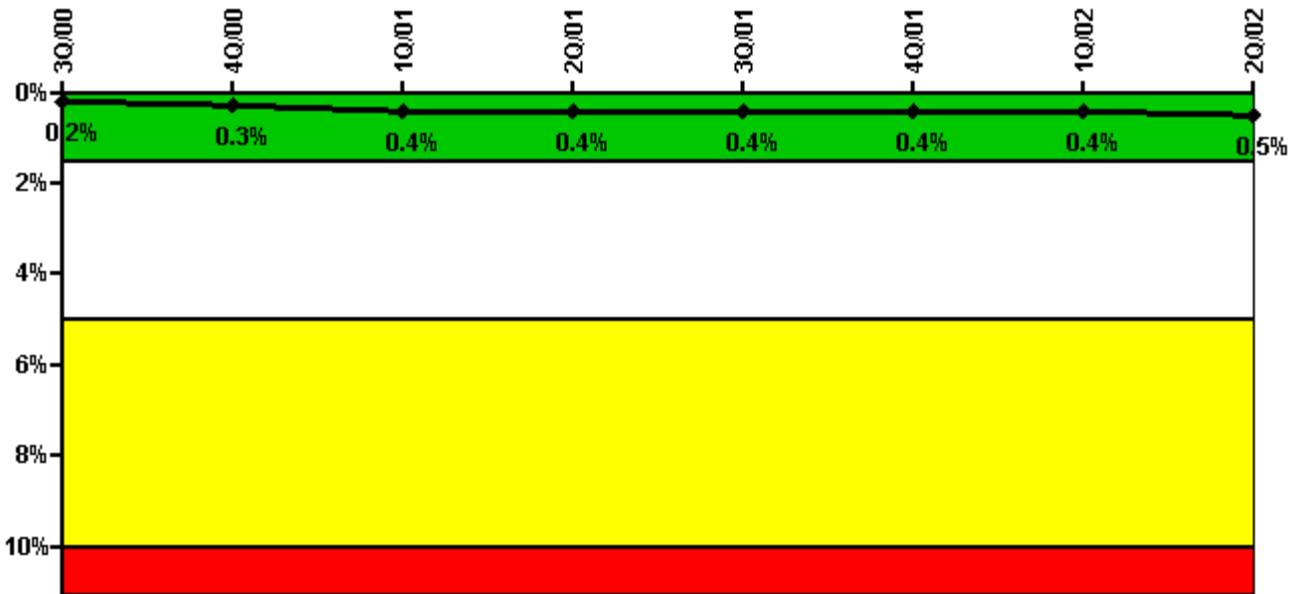
Notes

Safety System Unavailability, Heat Removal System (AFW)	3Q/00	4Q/00	1Q/01	2Q/01	3Q/01	4Q/01	1Q/02	2Q/02
Train 1								
Planned unavailable hours	3.20	0.38	11.50	13.00	6.00	5.70	16.08	2.80
Unplanned unavailable hours	0	41.30	0	0	0	0	0	0
Fault exposure hours	0	0	0	0	0	0	0	0
Effective Reset hours	0	0	0	0	0	0	0	0
Required hours	1909.00	1834.60	2160.00	2183.00	2208.00	2209.00	1836.68	1803.20
Train 2								
Planned unavailable hours	4.90	3.40	18.63	6.30	3.50	0.76	53.93	2.64
Unplanned unavailable hours	0	0	0	0	0	0	0	0
Fault exposure hours	0	0	0	0	0	0	0	0
Effective Reset hours	0	0	0	0	0	0	0	0
Required hours	1909.00	1834.60	2160.00	2183.00	2208.00	2209.00	1836.68	1803.20
Train 3								
Planned unavailable hours	12.20	4.52	13.30	6.70	4.20	5.48	24.70	6.76
Unplanned unavailable hours	0	0	0	0	0	0	0	0
Fault exposure hours	0	0	0	0	0	0	0	0
Effective Reset hours	0	0	0	0	0	0	0	0

Required hours	1909.00	1834.60	2160.00	2183.00	2208.00	2209.00	1836.68	1803.20
Train 4								
Planned unavailable hours	0	0	0	0	0	0	176.92	0
Unplanned unavailable hours	0	24.90	0	0	4.30	0	0	0
Fault exposure hours	0	0	0	0	0	0	0	0
Effective Reset hours	0	0	0	0	0	0	0	0
Required hours	1909.00	1834.60	2160.00	2183.00	2208.00	2209.00	1836.68	1803.20
Train 5								
Planned unavailable hours	0	0	0	0	10.10	0	0	6.60
Unplanned unavailable hours	0	0	0	0	0	0	0	0
Fault exposure hours	0	0	0	0	0	0	0	0
Effective Reset hours	0	0	0	0	0	0	0	0
Required hours	1909.00	1834.60	2160.00	2183.00	2208.00	2209.00	1836.68	1803.20
Indicator value	1.3%	1.3%	1.2%	1.1%	1.0%	0.9%	1.1%	1.0%

Licensee Comments: none

Safety System Unavailability, Residual Heat Removal System



Thresholds: White > 1.5% Yellow > 5.0% Red > 10.0%

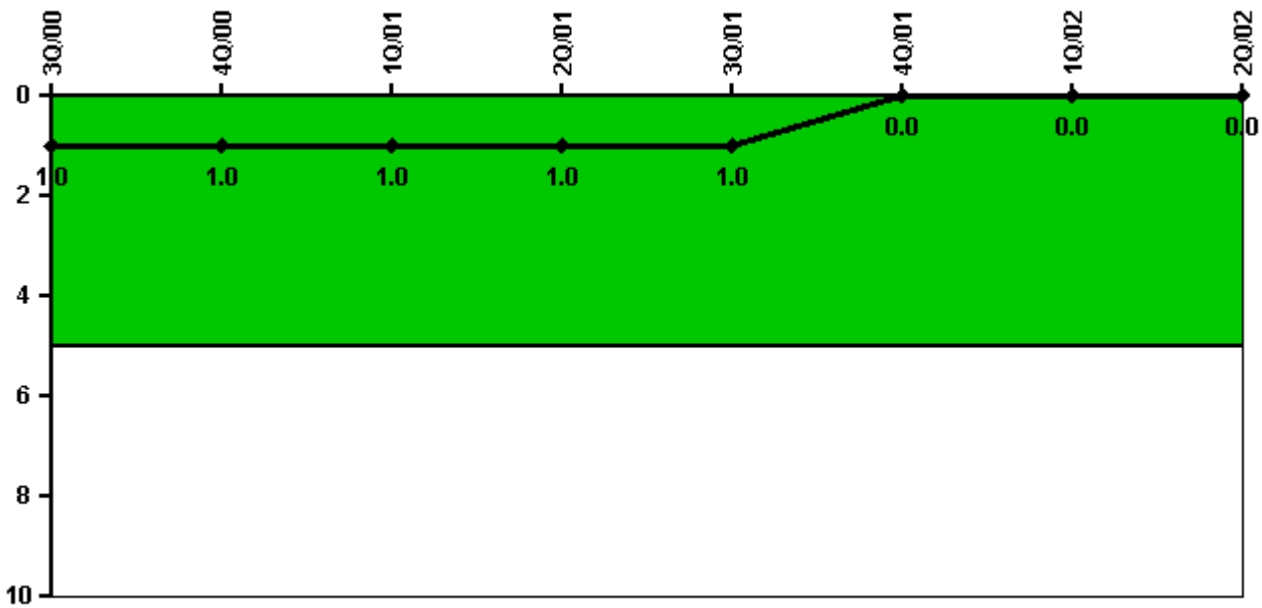
Notes

Safety System Unavailability, Residual Heat Removal System	3Q/00	4Q/00	1Q/01	2Q/01	3Q/01	4Q/01	1Q/02	2Q/02
Train 1								

Planned unavailable hours	0	3.77	9.58	14.90	6.50	0	5.60	32.50
Unplanned unavailable hours	0	0	0	0	0	0	0	0
Fault exposure hours	0	0	0	0	0	0	0	0
Effective Reset hours	0	0	0	0	0	0	0	0
Required hours	2208.00	2209.00	2160.00	2183.00	2208.00	2209.00	2034.25	2139.25
Train 2								
Planned unavailable hours	40.80	11.05	38.20	5.40	0	14.90	0.20	2.60
Unplanned unavailable hours	0	0	0	0	0	0	0	0
Fault exposure hours	0	0	0	0	0	0	0	0
Effective Reset hours	0	0	0	0	0	0	0	0
Required hours	2208.00	2209.00	2160.00	2183.00	2208.00	2209.00	2034.25	1967.00
Indicator value	0.2%	0.3%	0.4%	0.4%	0.4%	0.4%	0.4%	0.5%

Licensee Comments: none

Safety System Functional Failures (PWR)



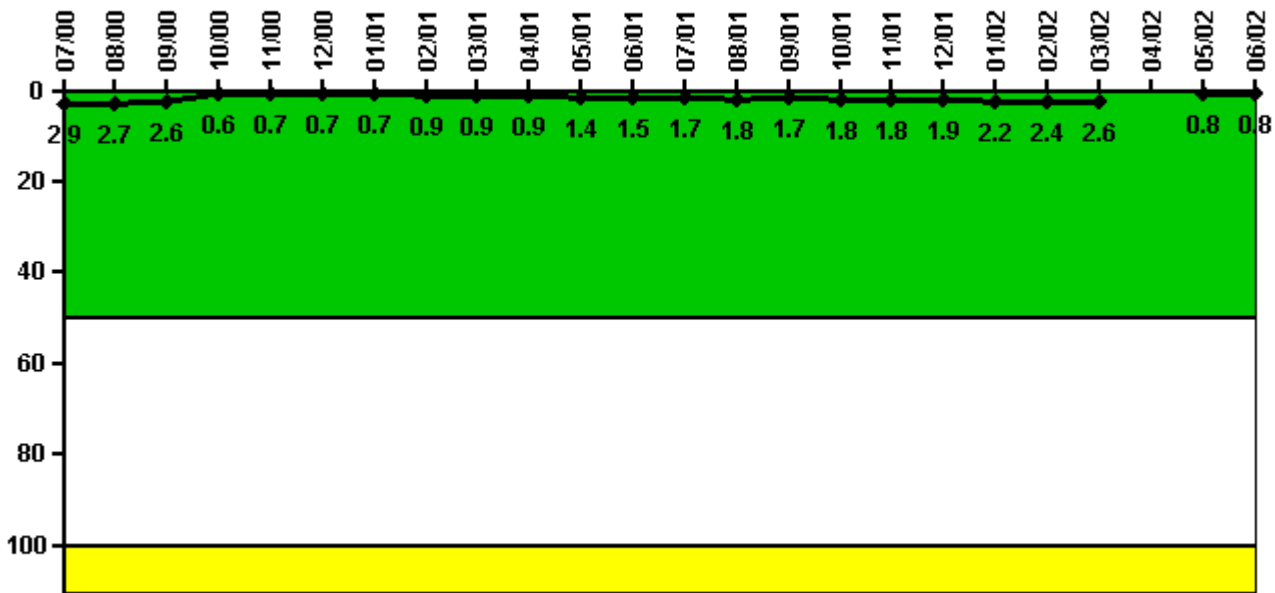
Thresholds: White > 5.0

Notes

Safety System Functional Failures (PWR)	3Q/00	4Q/00	1Q/01	2Q/01	3Q/01	4Q/01	1Q/02	2Q/02
Safety System Functional Failures	0	1	0	0	0	0	0	0
Indicator value	1	1	1	1	1	0	0	0

Licensee Comments: none

Reactor Coolant System Activity



Thresholds: White > 50.0 Yellow > 100.0

Notes

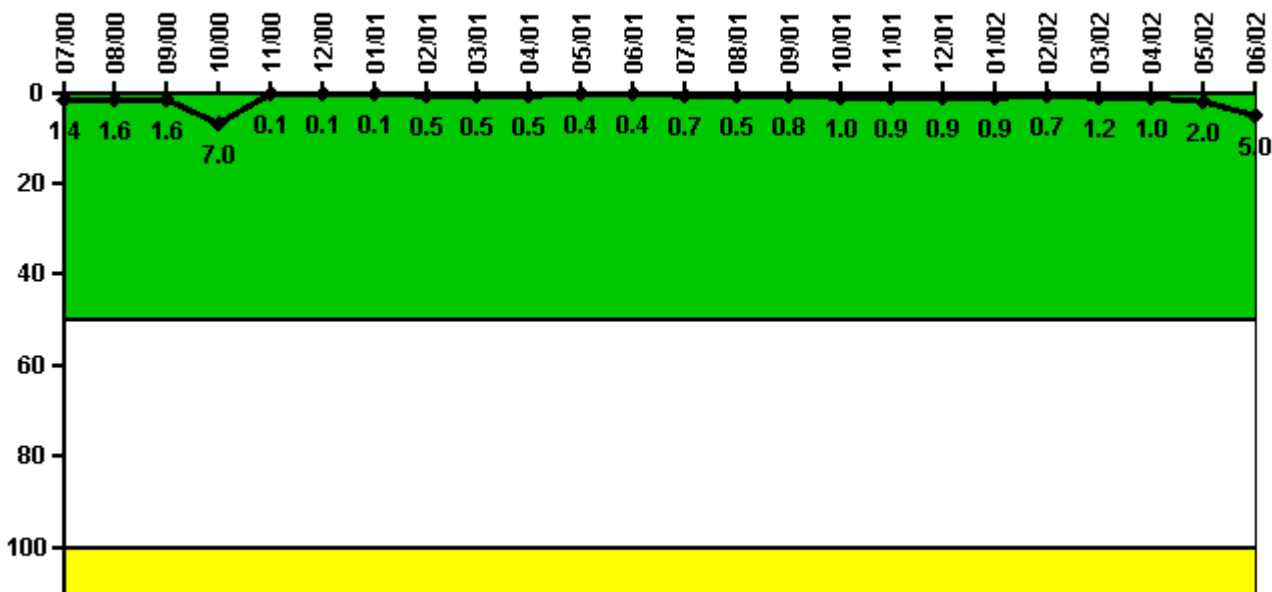
Reactor Coolant System Activity	7/00	8/00	9/00	10/00	11/00	12/00	1/01	2/01	3/01	4/01	5/01	6/01
Maximum activity	0.028700	0.026700	0.025700	0.006340	0.006620	0.006700	0.007490	0.008610	0.009140	0.009030	0.009120	0.009800
Technical specification limit	1.0	1.0	1.0	1.0	1.0	1.0	1.0	1.0	1.0	1.0	0.6	0.6
Indicator value	2.9	2.7	2.6	0.6	0.7	0.7	0.7	0.9	0.9	0.9	1.4	1.5

Reactor Coolant System Activity	7/01	8/01	9/01	10/01	11/01	12/01	1/02	2/02	3/02	4/02	5/02	6/02
Maximum activity	0.010700	0.011500	0.010700	0.011400	0.011800	0.012300	0.009930	0.010900	0.012000	N/A	0.004830	0.005350
Technical specification limit	0.6	0.6	0.6	0.6	0.6	0.6	0.5	0.5	0.5	0.6	0.6	0.6
Indicator value	1.7	1.8	1.7	1.8	1.8	1.9	2.2	2.4	2.6	N/A	0.8	0.8

Licensee Comments:

6/02: Ginna Station came out of its 2002 RFO April 19, 2002 and did not have a 7-day steady state run in the month of April.

Reactor Coolant System Leakage



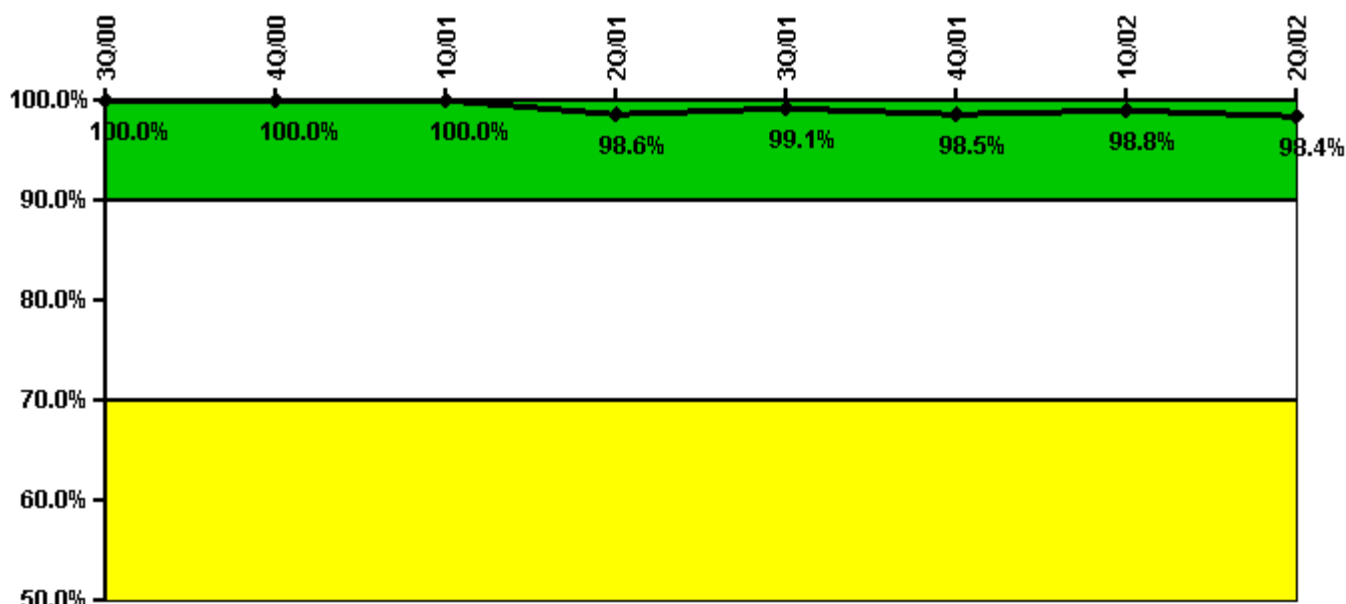
Thresholds: White > 50.0 Yellow > 100.0

Notes

Reactor Coolant System Leakage	7/00	8/00	9/00	10/00	11/00	12/00	1/01	2/01	3/01	4/01	5/01	6/01
Maximum leakage	0.137	0.158	0.156	0.702	0.013	0.012	0.009	0.045	0.046	0.052	0.038	0.041
Technical specification limit	10.0	10.0	10.0	10.0	10.0	10.0	10.0	10.0	10.0	10.0	10.0	10.0
Indicator value	1.4	1.6	1.6	7.0	0.1	0.1	0.1	0.5	0.5	0.5	0.4	0.4
Reactor Coolant System Leakage	7/01	8/01	9/01	10/01	11/01	12/01	1/02	2/02	3/02	4/02	5/02	6/02
Maximum leakage	0.068	0.054	0.080	0.095	0.089	0.085	0.089	0.067	0.124	0.101	0.202	0.501
Technical specification limit	10.0	10.0	10.0	10.0	10.0	10.0	10.0	10.0	10.0	10.0	10.0	10.0
Indicator value	0.7	0.5	0.8	1.0	0.9	0.9	0.9	0.7	1.2	1.0	2.0	5.0

Licensee Comments: none

Drill/Exercise Performance



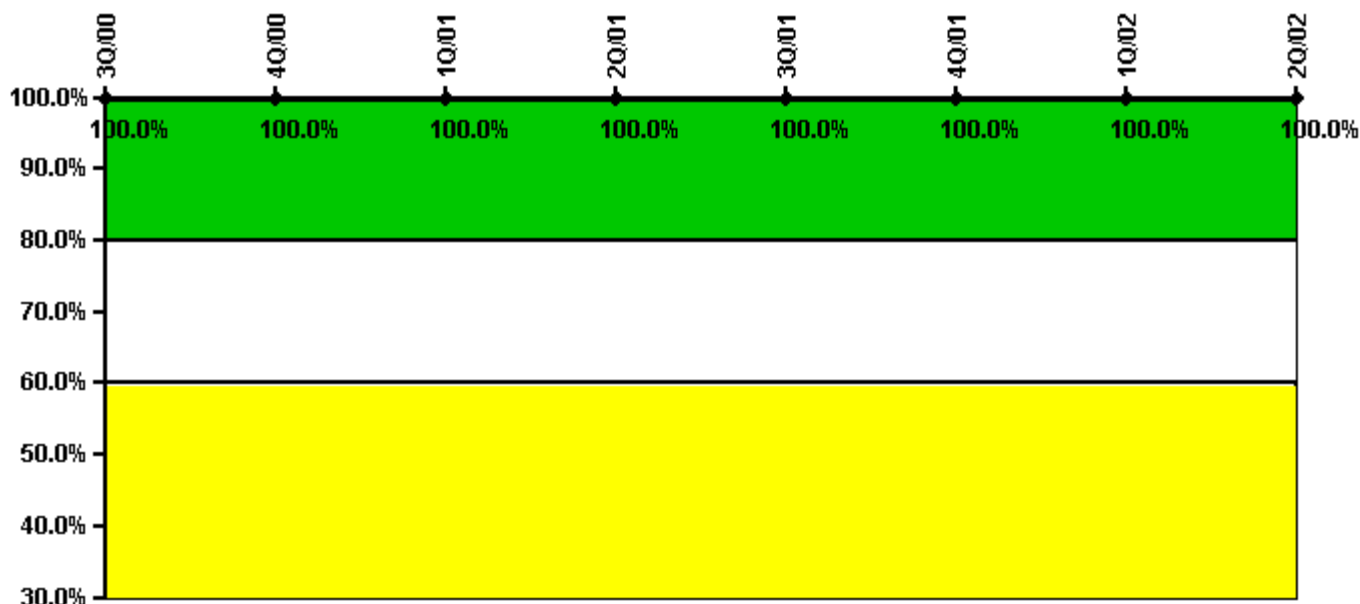
Thresholds: White < 90.0% Yellow < 70.0%

Notes

Drill/Exercise Performance	3Q/00	4Q/00	1Q/01	2Q/01	3Q/01	4Q/01	1Q/02	2Q/02
Successful opportunities	0	2.0	12.0	32.0	39.0	45.0	30.0	22.0
Total opportunities	0	2.0	12.0	33.0	39.0	46.0	30.0	23.0
Indicator value	100.0%	100.0%	100.0%	98.6%	99.1%	98.5%	98.8%	98.4%

Licensee Comments: none

ERO Drill Participation



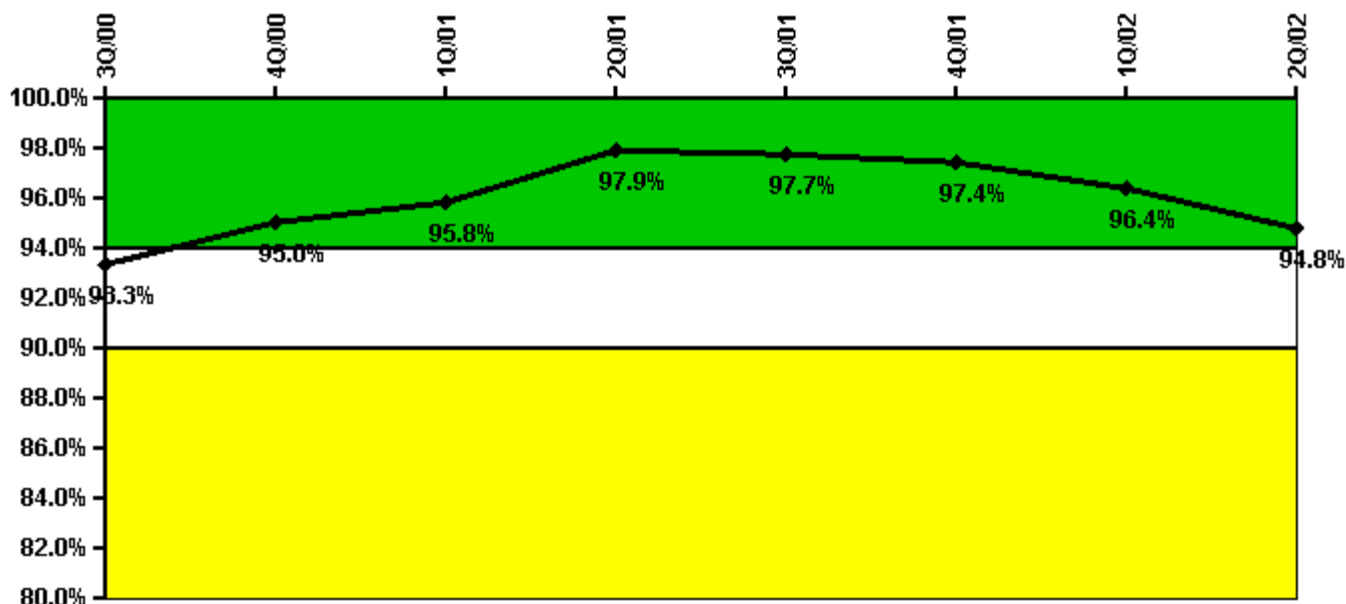
Thresholds: White < 80.0% Yellow < 60.0%

Notes

ERO Drill Participation	3Q/00	4Q/00	1Q/01	2Q/01	3Q/01	4Q/01	1Q/02	2Q/02
Participating Key personnel	73.0	71.0	71.0	71.0	65.0	65.0	78.0	78.0
Total Key personnel	73.0	71.0	71.0	71.0	65.0	65.0	78.0	78.0
Indicator value	100.0%	100.0%	100.0%	100.0%	100.0%	100.0%	100.0%	100.0%

Licensee Comments: none

Alert & Notification System



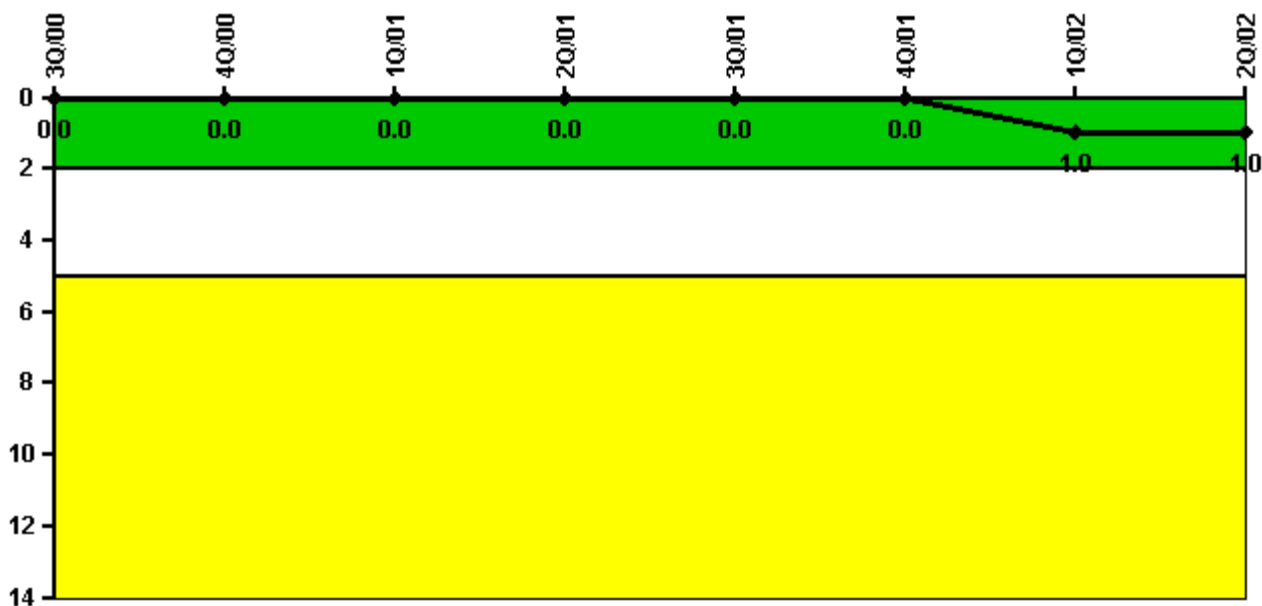
Thresholds: White < 94.0% Yellow < 90.0%

Notes

Alert & Notification System	3Q/00	4Q/00	1Q/01	2Q/01	3Q/01	4Q/01	1Q/02	2Q/02
Successful siren-tests	831	1119	1139	1188	1125	1130	1094	1111
Total sirens-tests	840	1128	1152	1248	1152	1152	1152	1248
Indicator value	93.3%	95.0%	95.8%	97.9%	97.7%	97.4%	96.4%	94.8%

Licensee Comments: none

Occupational Exposure Control Effectiveness



Thresholds: White > 2.0 Yellow > 5.0

Notes

Occupational Exposure Control Effectiveness	3Q/00	4Q/00	1Q/01	2Q/01	3Q/01	4Q/01	1Q/02	2Q/02
High radiation area occurrences	0	0	0	0	0	0	1	0
Very high radiation area occurrences	0	0	0	0	0	0	0	0
Unintended exposure occurrences	0	0	0	0	0	0	0	0
Indicator value	0	0	0	0	0	0	1	1

Licensee Comments: none

RETS/ODCM Radiological Effluent



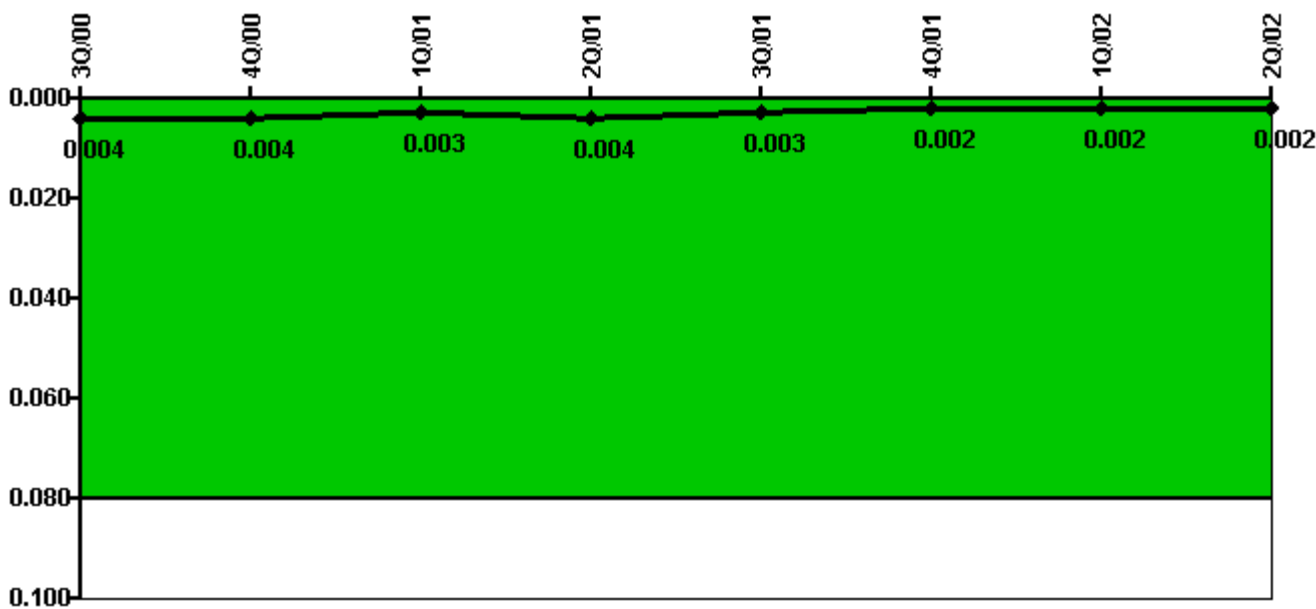
Thresholds: White > 1.0 Yellow > 3.0

Notes

RETS/ODCM Radiological Effluent	3Q/00	4Q/00	1Q/01	2Q/01	3Q/01	4Q/01	1Q/02	2Q/02
RETS/ODCM occurrences	0	0	0	0	0	0	0	0
Indicator value	0	0	0	0	0	0	0	0

Licensee Comments: none

Protected Area Security Performance Index



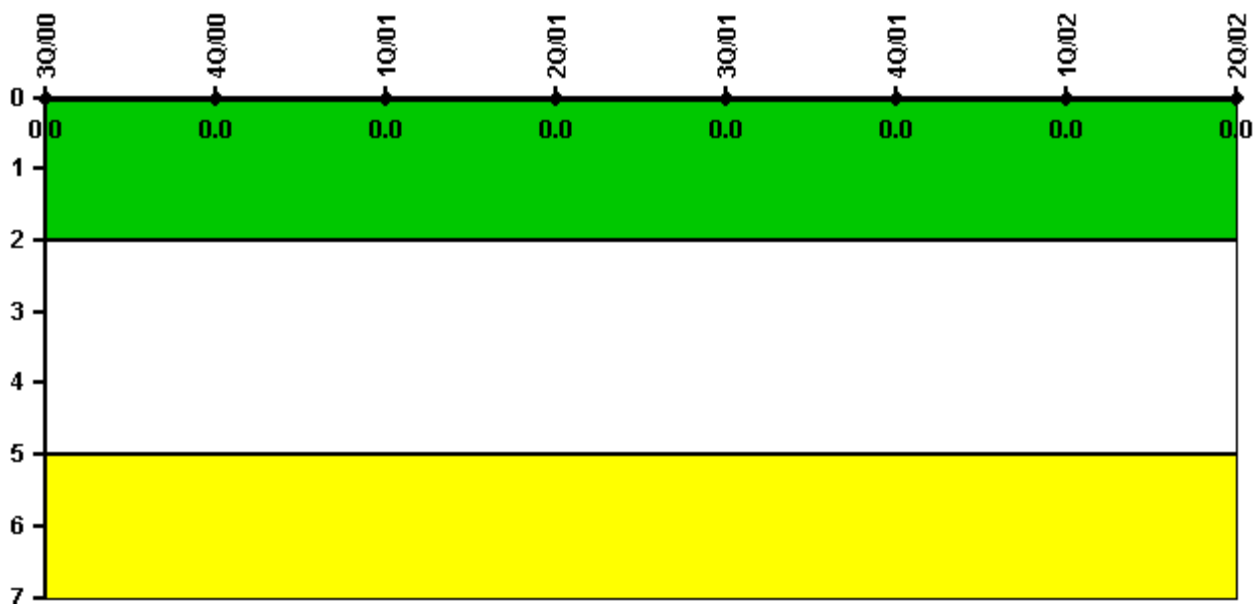
Thresholds: White > 0.080

Notes

Protected Area Security Performance Index	3Q/00	4Q/00	1Q/01	2Q/01	3Q/01	4Q/01	1Q/02	2Q/02
IDS compensatory hours	30.79	13.61	7.71	15.39	19.53	4.15	9.81	16.64
CCTV compensatory hours	0.2	15.2	0	2.3	0	0.3	0	0
IDS normalization factor	1.35	1.35	1.35	1.35	1.35	1.35	1.35	1.35
CCTV normalization factor	1.0	1.0	1.0	1.0	1.0	1.0	1.0	1.0
Index Value	0.004	0.004	0.003	0.004	0.003	0.002	0.002	0.002

Licensee Comments: none

Personnel Screening Program



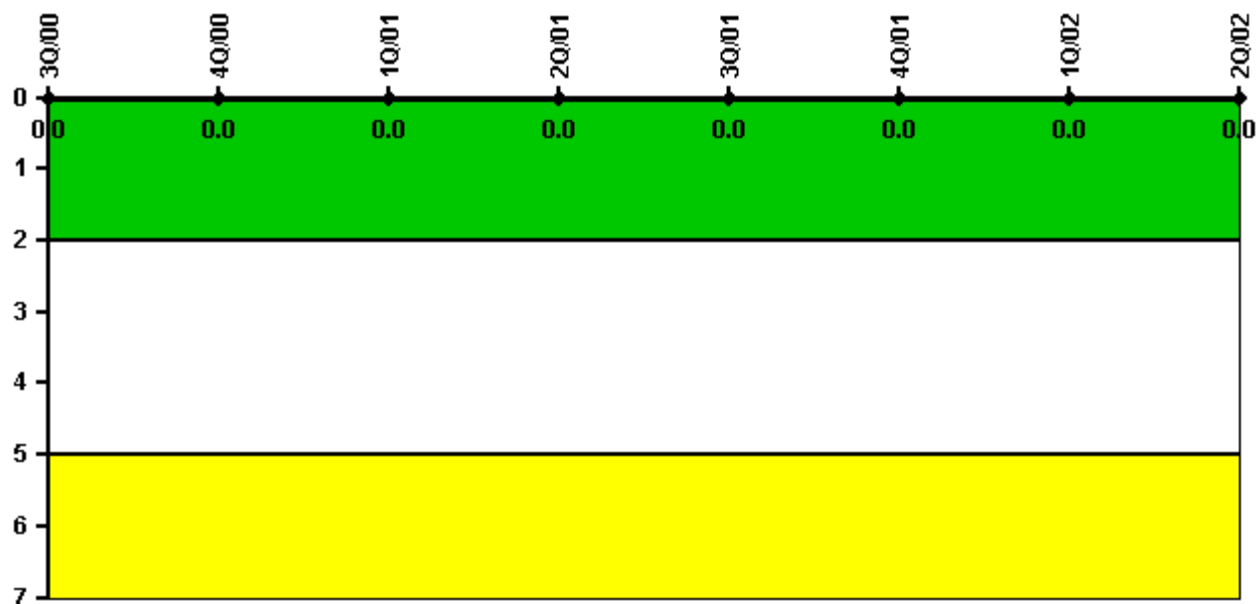
Thresholds: White > 2.0 Yellow > 5.0

Notes

Personnel Screening Program	3Q/00	4Q/00	1Q/01	2Q/01	3Q/01	4Q/01	1Q/02	2Q/02
Program failures	0	0	0	0	0	0	0	0
Indicator value	0	0	0	0	0	0	0	0

Licensee Comments: none

FFD/Personnel Reliability



Thresholds: White > 2.0 Yellow > 5.0

Notes

FFD/Personnel Reliability	3Q/00	4Q/00	1Q/01	2Q/01	3Q/01	4Q/01	1Q/02	2Q/02
Program Failures	0	0	0	0	0	0	0	0
Indicator value	0	0	0	0	0	0	0	0

Licensee Comments: none

▲ [PI Summary](#) | [Inspection Findings Summary](#) | [Reactor Oversight Process](#)

Last Modified: July 31, 2002