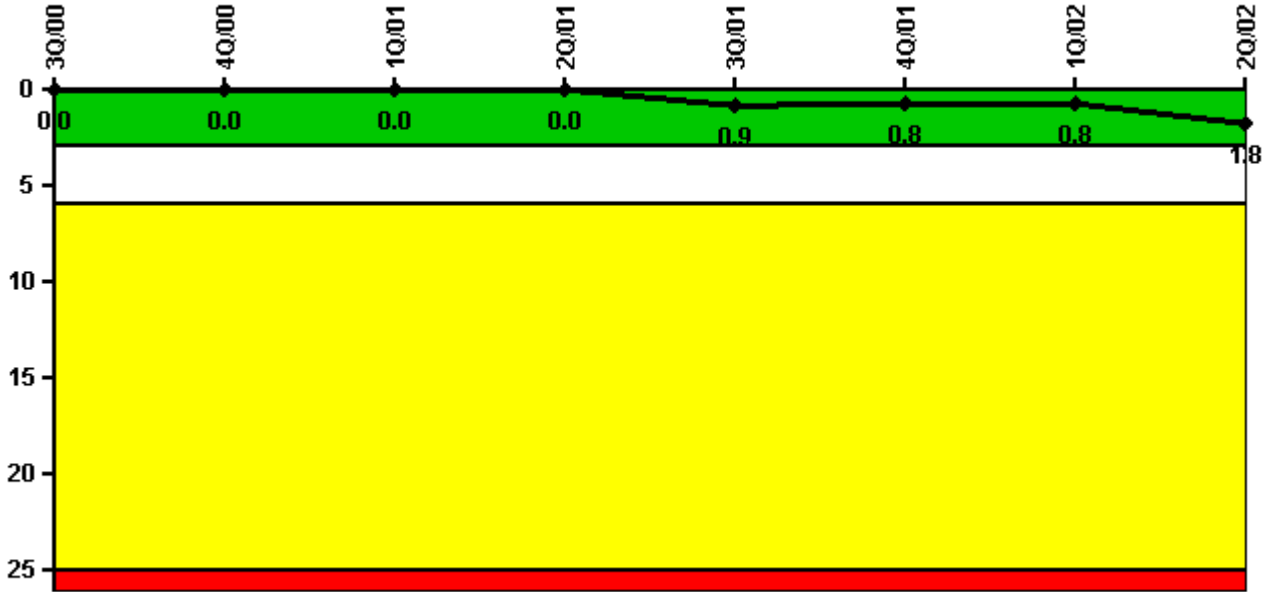


# Comanche Peak 2

## 2Q/2002 Performance Indicators

Licensee's General Comments: none

### Unplanned Scrams per 7000 Critical Hrs



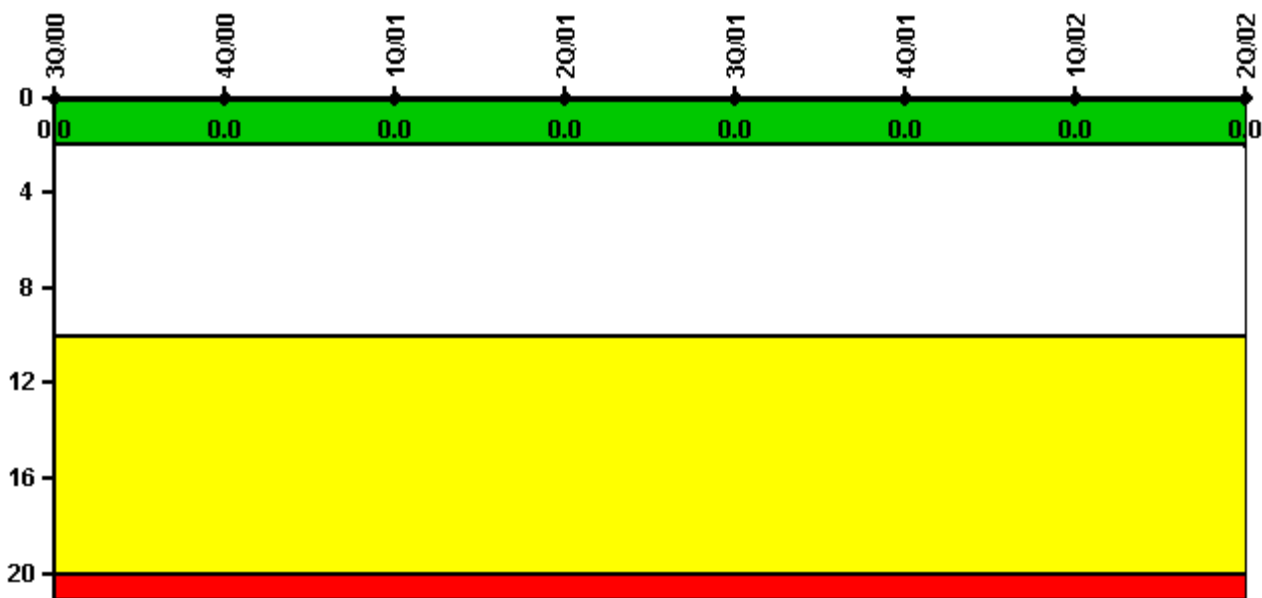
Thresholds: White > 3.0 Yellow > 6.0 Red > 25.0

### Notes

Unplanned Scrams per 7000 Critical Hrs	3Q/00	4Q/00	1Q/01	2Q/01	3Q/01	4Q/01	1Q/02	2Q/02
Unplanned scrams	0	0	0	0	1.0	0	0	1.0
Critical hours	2195.5	1392.5	2160.0	2183.0	2188.6	2209.0	2123.8	1409.0
Indicator value	0	0	0	0	0.9	0.8	0.8	1.8

Licensee Comments: none

### Scrams with Loss of Normal Heat Removal



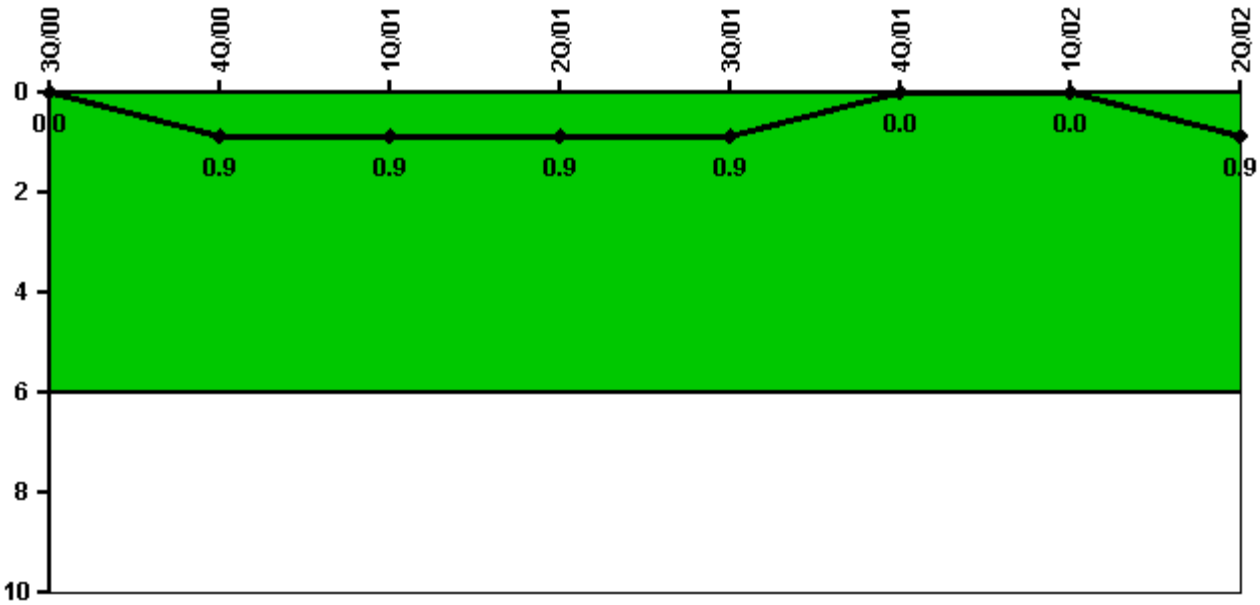
Thresholds: White > 2.0 Yellow > 10.0 Red > 20.0

#### Notes

Scrams with Loss of Normal Heat Removal	3Q/00	4Q/00	1Q/01	2Q/01	3Q/01	4Q/01	1Q/02	2Q/02
Scrams	0	0	0	0	0	0	0	0
Indicator value	0	0	0	0	0	0	0	0

Licensee Comments: none

### Unplanned Power Changes per 7000 Critical Hrs



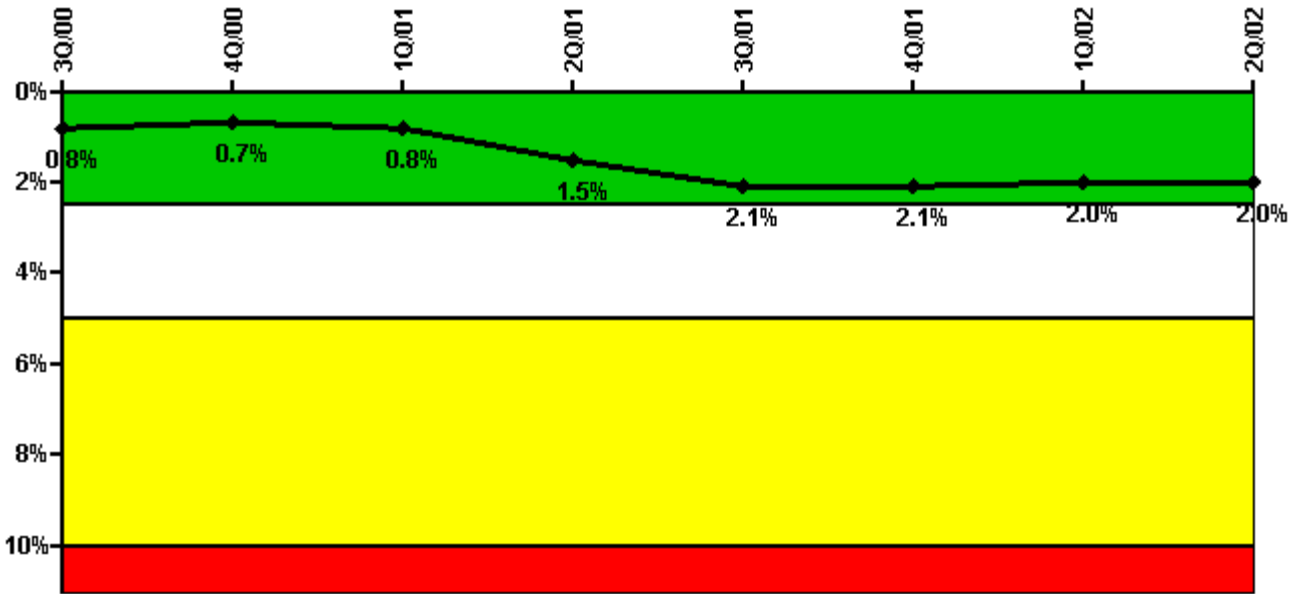
Thresholds: White > 6.0

#### Notes

Unplanned Power Changes per 7000 Critical Hrs	3Q/00	4Q/00	1Q/01	2Q/01	3Q/01	4Q/01	1Q/02	2Q/02
Unplanned power changes	0	1.0	0	0	0	0	0	1.0
Critical hours	2195.5	1392.5	2160.0	2183.0	2188.6	2209.0	2123.8	1409.0
Indicator value	0	0.9	0.9	0.9	0.9	0	0	0.9

Licensee Comments: none

### Safety System Unavailability, Emergency AC Power



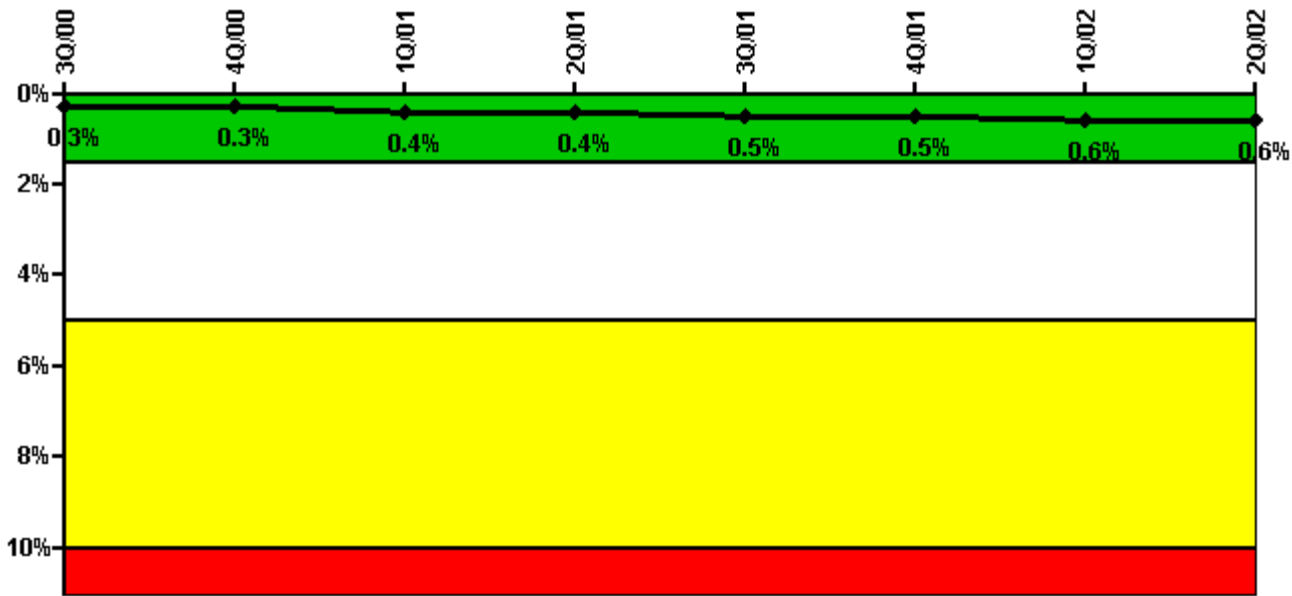
Thresholds: White > 2.5% Yellow > 5.0% Red > 10.0%

#### Notes

Safety System Unavailability, Emergency AC Power	3Q/00	4Q/00	1Q/01	2Q/01	3Q/01	4Q/01	1Q/02	2Q/02
<b>Train 1</b>								
Planned unavailable hours	19.00	3.90	6.50	2.80	2.50	5.70	9.00	5.40
Unplanned unavailable hours	0	20.80	6.00	32.50	18.40	0	0	0
Fault exposure hours	0	0	0	334.30	333.80	0	0	0
Effective Reset hours	0	0	0	0	0	0	0	0
Required hours	2208.00	2209.00	2160.00	2183.00	2208.00	2209.00	2160.00	2183.00
<b>Train 2</b>								
Planned unavailable hours	2.40	3.60	19.40	19.30	5.80	5.50	13.80	2.90
Unplanned unavailable hours	64.90	0	5.30	4.80	1.00	0	14.40	0
Fault exposure hours	0	0	0	0	0	0	0	0
Effective Reset hours	0	0	0	0	0	0	0	0
Required hours	2208.00	2209.00	2160.00	2183.00	2208.00	2209.00	2160.00	2183.00
Indicator value	0.8%	0.7%	0.8%	1.5%	2.1%	2.1%	2.0%	2.0%

Licensee Comments: none

### Safety System Unavailability, High Pressure Injection System (HPSI)



Thresholds: White > 1.5% Yellow > 5.0% Red > 10.0%

**Notes**

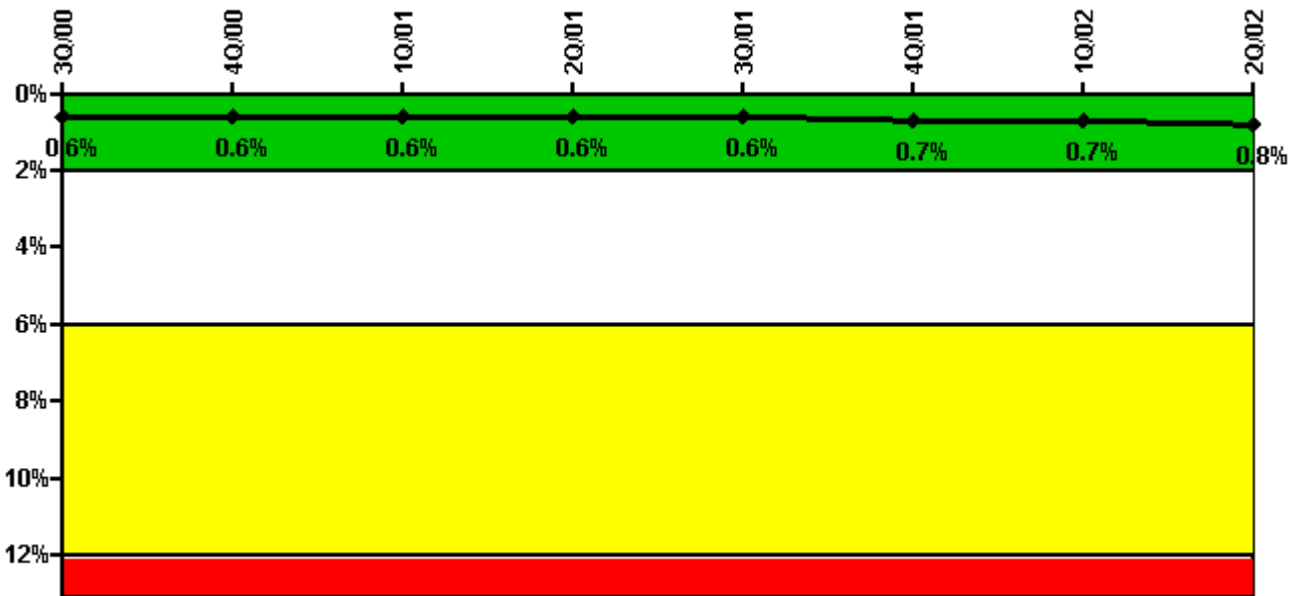
Safety System Unavailability, High Pressure Injection System (HPSI)	3Q/00	4Q/00	1Q/01	2Q/01	3Q/01	4Q/01	1Q/02	2Q/02
<b>Train 1</b>								
Planned unavailable hours	3.10	11.50	20.30	1.60	56.20	5.10	19.00	37.50
Unplanned unavailable hours	12.70	0	6.00	0	0	0	6.60	0
Fault exposure hours	0	0	0	0	0	0	0	0
Effective Reset hours	0	0	0	0	0	0	0	0
Required hours	2195.50	1392.50	2160.00	2183.00	2188.60	2209.00	2123.80	1409.00
<b>Train 2</b>								
Planned unavailable hours	1.50	0.80	39.80	19.00	9.90	10.70	6.50	13.70
Unplanned unavailable hours	0.10	0	0	6.40	1.60	6.40	13.20	0
Fault exposure hours	0	0	0	0	0	0	0	0
Effective Reset hours	0	0	0	0	0	0	0	0
Required hours	2195.50	1392.50	2160.00	2183.00	2188.60	2209.00	2123.80	1409.00
<b>Train 3</b>								
Planned unavailable hours	0	0	25.00	0.60	49.60	4.90	6.30	35.10
Unplanned unavailable hours	2.60	0	6.40	0	0	0	6.60	0
Fault exposure hours	0	0	0	0	0	0	0	0
Effective Reset hours	0	0	0	0	0	0	0	0
Required hours	2195.50	1392.50	2160.00	2183.00	2188.60	2209.00	2123.80	1409.00
<b>Train 4</b>								
Planned unavailable hours	0	0	16.30	4.90	7.40	9.30	6.00	1.40
Unplanned unavailable hours	0.70	0	0	6.40	1.60	6.40	13.20	0
Fault exposure hours	0	0	0	0	0	0	0	0
Effective Reset hours	0	0	0	0	0	0	0	0

Required hours	2195.50	1392.50	2160.00	2183.00	2188.60	2209.00	2123.80	1409.00
Indicator value	0.3%	0.3%	0.4%	0.4%	0.5%	0.5%	0.6%	0.6%

Licensee Comments:

2Q/02:

### Safety System Unavailability, Heat Removal System (AFW)



Thresholds: White > 2.0% Yellow > 6.0% Red > 12.0%

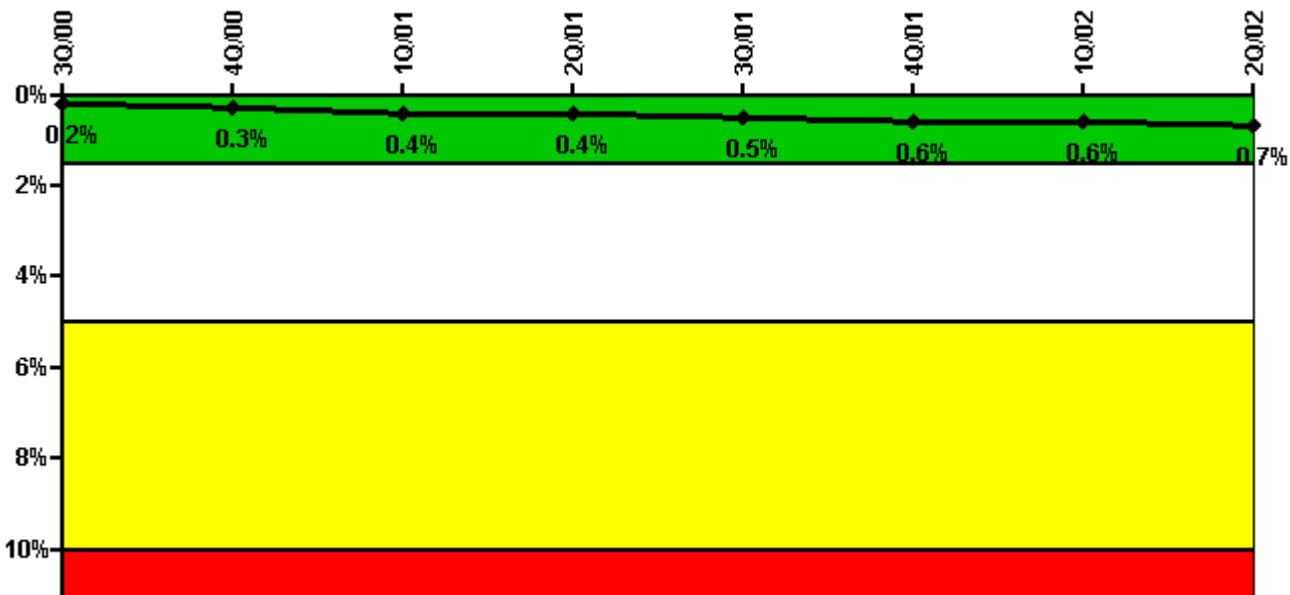
### Notes

Safety System Unavailability, Heat Removal System (AFW)	3Q/00	4Q/00	1Q/01	2Q/01	3Q/01	4Q/01	1Q/02	2Q/02
<b>Train 1</b>								
Planned unavailable hours	40.60	30.60	4.30	13.00	5.80	17.70	29.70	72.60
Unplanned unavailable hours	15.80	0	0	3.30	1.10	0	0	35.80
Fault exposure hours	0	0	0	0	0	0	0	0
Effective Reset hours	0	0	0	0	0	0	0	0
Required hours	2195.50	1392.50	2160.00	2183.00	2188.60	2209.00	2123.80	1409.00
<b>Train 2</b>								
Planned unavailable hours	17.90	1.70	19.80	2.20	52.50	22.60	8.40	36.00
Unplanned unavailable hours	0	0	6.00	0	0	0	6.60	0
Fault exposure hours	0	0	0	0	0	0	0	0
Effective Reset hours	0	0	0	0	0	0	0	0

Required hours	2195.50	1392.50	2160.00	2183.00	2188.60	2209.00	2123.80	1409.00
<b>Train 3</b>								
Planned unavailable hours	2.50	1.50	5.80	6.60	9.50	13.00	17.60	7.50
Unplanned unavailable hours	13.60	0	0	6.60	1.60	6.40	15.20	0
Fault exposure hours	0	0	0	0	0	0	0	0
Effective Reset hours	0	0	0	0	0	0	0	0
Required hours	2195.50	1392.50	2160.00	2183.00	2188.60	2209.00	2123.80	1409.00
<b>Indicator value</b>	<b>0.6%</b>	<b>0.6%</b>	<b>0.6%</b>	<b>0.6%</b>	<b>0.6%</b>	<b>0.7%</b>	<b>0.7%</b>	<b>0.8%</b>

Licensee Comments: none

### Safety System Unavailability, Residual Heat Removal System



Thresholds: White > 1.5% Yellow > 5.0% Red > 10.0%

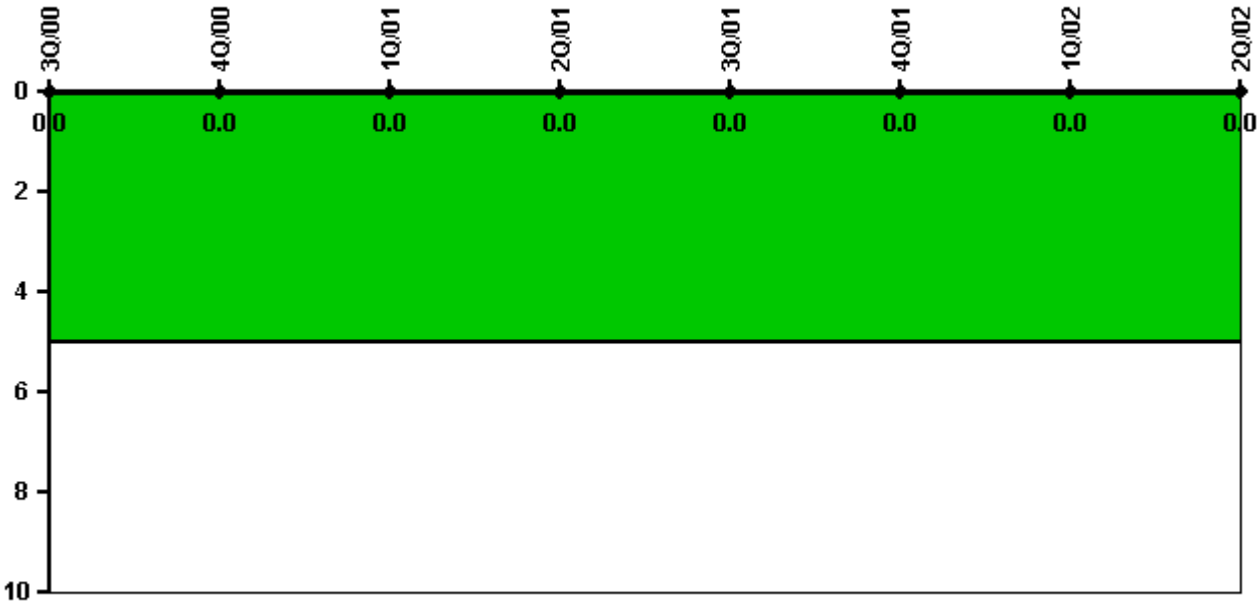
### Notes

Safety System Unavailability, Residual Heat Removal System	3Q/00	4Q/00	1Q/01	2Q/01	3Q/01	4Q/01	1Q/02	2Q/02
<b>Train 1</b>								
Planned unavailable hours	9.80	8.00	30.00	12.70	53.30	16.80	4.40	36.70
Unplanned unavailable hours	0	0	6.00	17.40	0	0	6.60	0
Fault exposure hours	0	0	0	0	0	0	0	0
Effective Reset hours	0	0	0	0	0	0	0	0
Required hours	2208.00	2209.00	2160.00	2183.00	2208.00	2209.00	2160.00	2183.00
<b>Train 2</b>								

Planned unavailable hours	1.30	35.40	10.40	5.40	24.40	20.30	6.60	1.70
Unplanned unavailable hours	0	0	0	6.40	1.60	6.40	13.20	0
Fault exposure hours	0	0	0	0	0	0	0	0
Effective Reset hours	0	0	0	0	0	0	0	0
Required hours	2208.00	2209.00	2160.00	2183.00	2208.00	2209.00	2160.00	2183.00
Indicator value	0.2%	0.3%	0.4%	0.4%	0.5%	0.6%	0.6%	0.7%

Licensee Comments: none

### Safety System Functional Failures (PWR)



Thresholds: White > 5.0

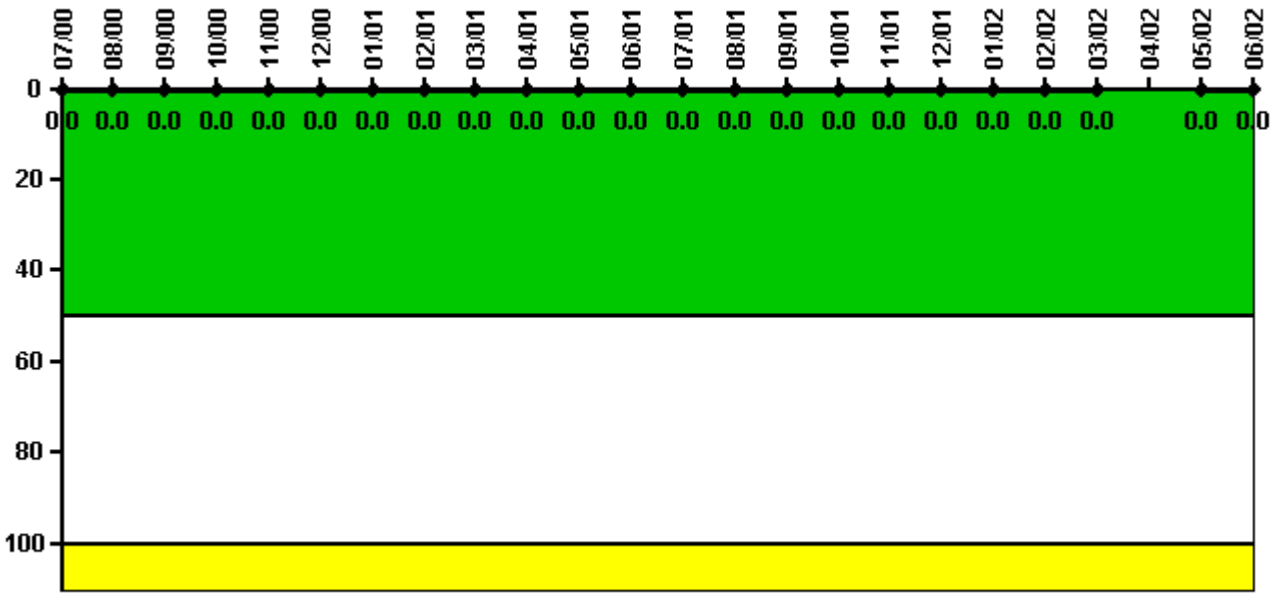
### Notes

Safety System Functional Failures (PWR)	3Q/00	4Q/00	1Q/01	2Q/01	3Q/01	4Q/01	1Q/02	2Q/02
Safety System Functional Failures	0	0	0	0	0	0	0	0
Indicator value	0	0	0	0	0	0	0	0

Licensee Comments: none



### Reactor Coolant System Activity



Thresholds: White > 50.0 Yellow > 100.0

#### Notes

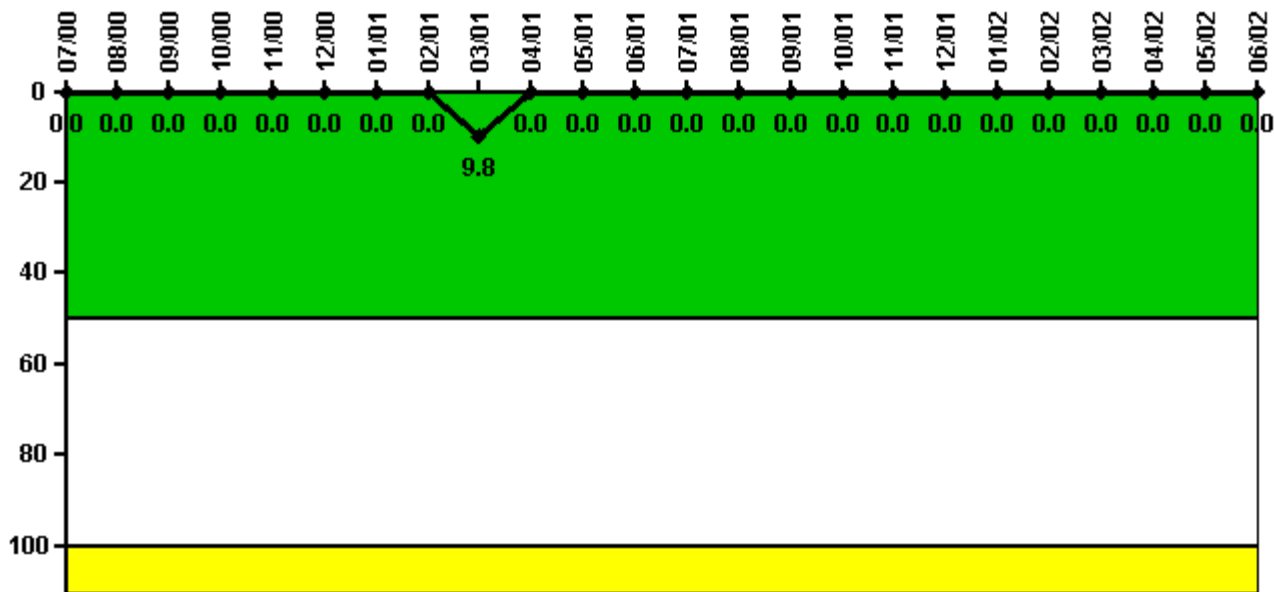
Reactor Coolant System Activity	7/00	8/00	9/00	10/00	11/00	12/00	1/01	2/01	3/01	4/01	5/01	6/01
Maximum activity	0.000181	0.000211	0.000226	0	0.000105	0.000105	0.000110	0.000119	0.000120	0.000119	0.000141	0.000128
Technical specification limit	1.0	1.0	1.0	1.0	1.0	1.0	1.0	1.0	1.0	0.5	0.5	0.5
Indicator value	0	0	0	0	0	0	0	0	0	0	0	0

Reactor Coolant System Activity	7/01	8/01	9/01	10/01	11/01	12/01	1/02	2/02	3/02	4/02	5/02	6/02
Maximum activity	0.000126	0.000134	0.000143	0.000145	0.000142	0.000154	0.000166	0.000140	0.000185	N/A	0.000086	0.000128
Technical specification limit	0.5	0.5	0.5	0.5	0.5	0.5	0.5	0.5	0.5	0.5	0.5	0.5
Indicator value	0	0	0	0	0	0	0	0	0	N/A	0	0

Licensee Comments: none

### Reactor Coolant System Leakage



Thresholds: White > 50.0 Yellow > 100.0

#### Notes

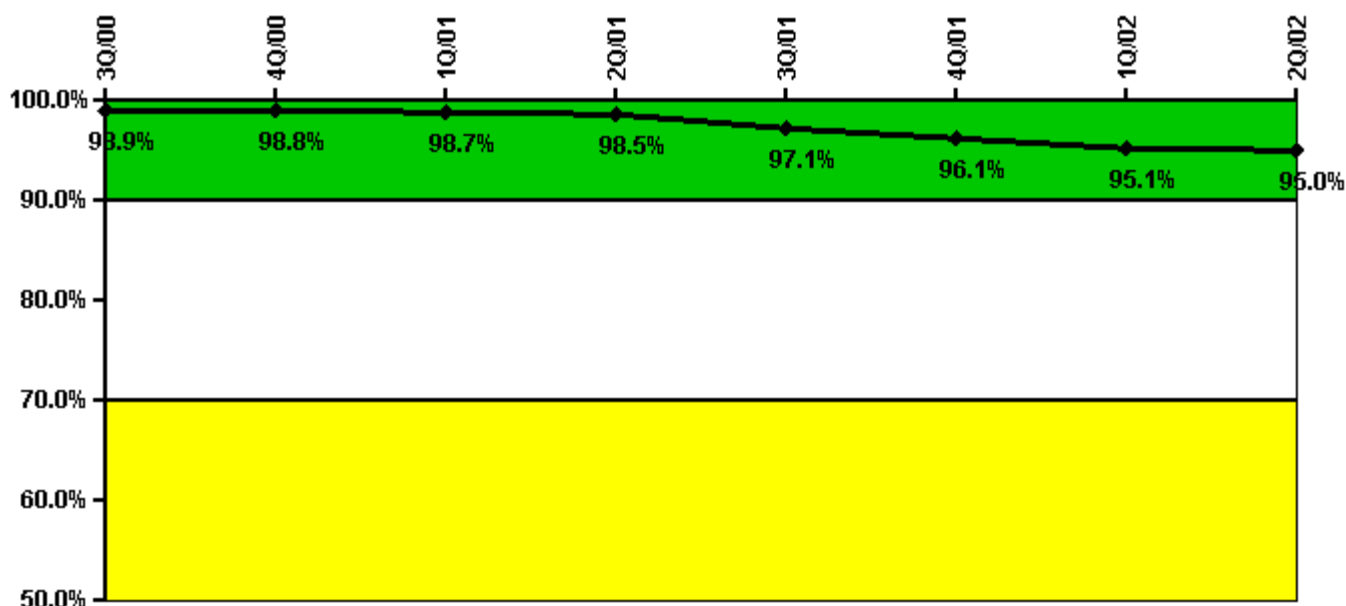
Reactor Coolant System Leakage	7/00	8/00	9/00	10/00	11/00	12/00	1/01	2/01	3/01	4/01	5/01	6/01
Maximum leakage	0	0	0	0	0	0	0	0	0.976	0	0	0
Technical specification limit	10.0	10.0	10.0	10.0	10.0	10.0	10.0	10.0	10.0	10.0	10.0	10.0
Indicator value	0	0	0	0	0	0	0	0	9.8	0	0	0

Reactor Coolant System Leakage	7/01	8/01	9/01	10/01	11/01	12/01	1/02	2/02	3/02	4/02	5/02	6/02
Maximum leakage	0	0	0	0	0	0	0	0	0	0	0	0
Technical specification limit	10.0	10.0	10.0	10.0	10.0	10.0	10.0	10.0	10.0	10.0	10.0	10.0
Indicator value	0	0	0	0	0	0	0	0	0	0	0	0

Licensee Comments: none

### Drill/Exercise Performance



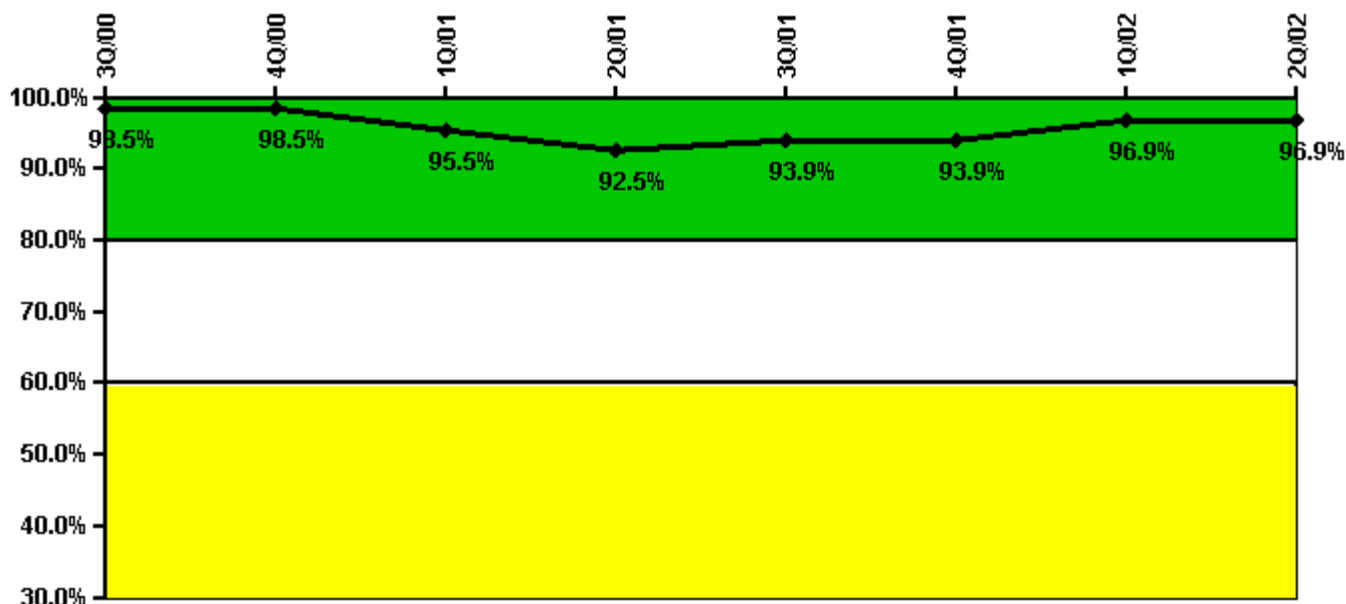
Thresholds: White < 90.0% Yellow < 70.0%

#### Notes

Drill/Exercise Performance	3Q/00	4Q/00	1Q/01	2Q/01	3Q/01	4Q/01	1Q/02	2Q/02
Successful opportunities	87.0	0	0	0	47.0	29.0	5.0	3.0
Total opportunities	88.0	0	0	0	50.0	32.0	6.0	4.0
Indicator value	98.9%	98.8%	98.7%	98.5%	97.1%	96.1%	95.1%	95.0%

Licensee Comments: none

### ERO Drill Participation



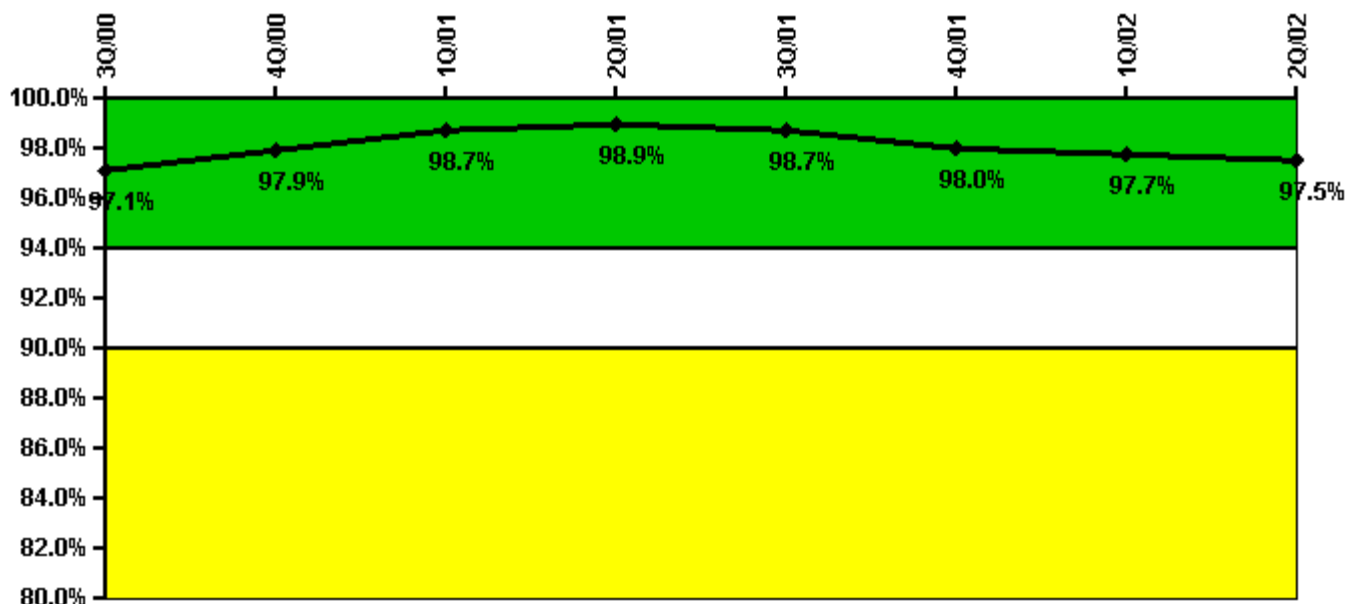
Thresholds: White < 80.0% Yellow < 60.0%

#### Notes

ERO Drill Participation	3Q/00	4Q/00	1Q/01	2Q/01	3Q/01	4Q/01	1Q/02	2Q/02
Participating Key personnel	65.0	65.0	63.0	62.0	62.0	62.0	62.0	62.0
Total Key personnel	66.0	66.0	66.0	67.0	66.0	66.0	64.0	64.0
Indicator value	98.5%	98.5%	95.5%	92.5%	93.9%	93.9%	96.9%	96.9%

Licensee Comments: none

### Alert & Notification System



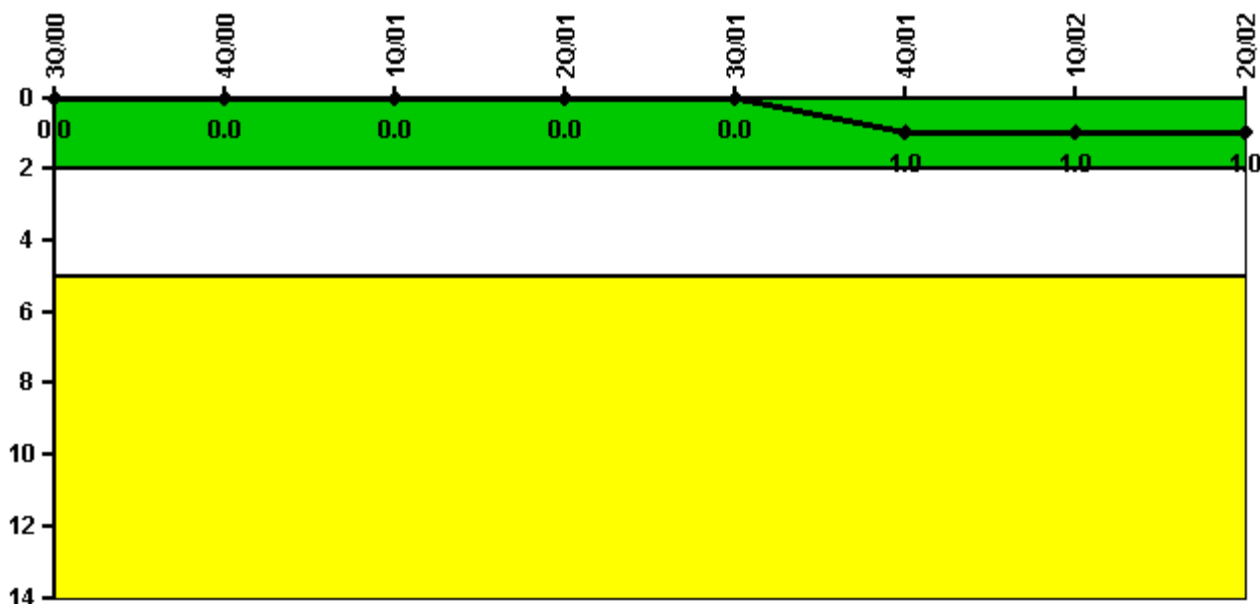
Thresholds: White < 94.0% Yellow < 90.0%

#### Notes

Alert & Notification System	3Q/00	4Q/00	1Q/01	2Q/01	3Q/01	4Q/01	1Q/02	2Q/02
Successful siren-tests	195	197	196	195	194	191	194	193
Total sirens-tests	198	198	198	198	198	198	198	198
Indicator value	97.1%	97.9%	98.7%	98.9%	98.7%	98.0%	97.7%	97.5%

Licensee Comments: none

### Occupational Exposure Control Effectiveness



Thresholds: White > 2.0 Yellow > 5.0

**Notes**

Occupational Exposure Control Effectiveness	3Q/00	4Q/00	1Q/01	2Q/01	3Q/01	4Q/01	1Q/02	2Q/02
High radiation area occurrences	0	0	0	0	0	1	0	0
Very high radiation area occurrences	0	0	0	0	0	0	0	0
Unintended exposure occurrences	0	0	0	0	0	0	0	0
Indicator value	0	0	0	0	0	1	1	1

Licensee Comments: none

### RETS/ODCM Radiological Effluent



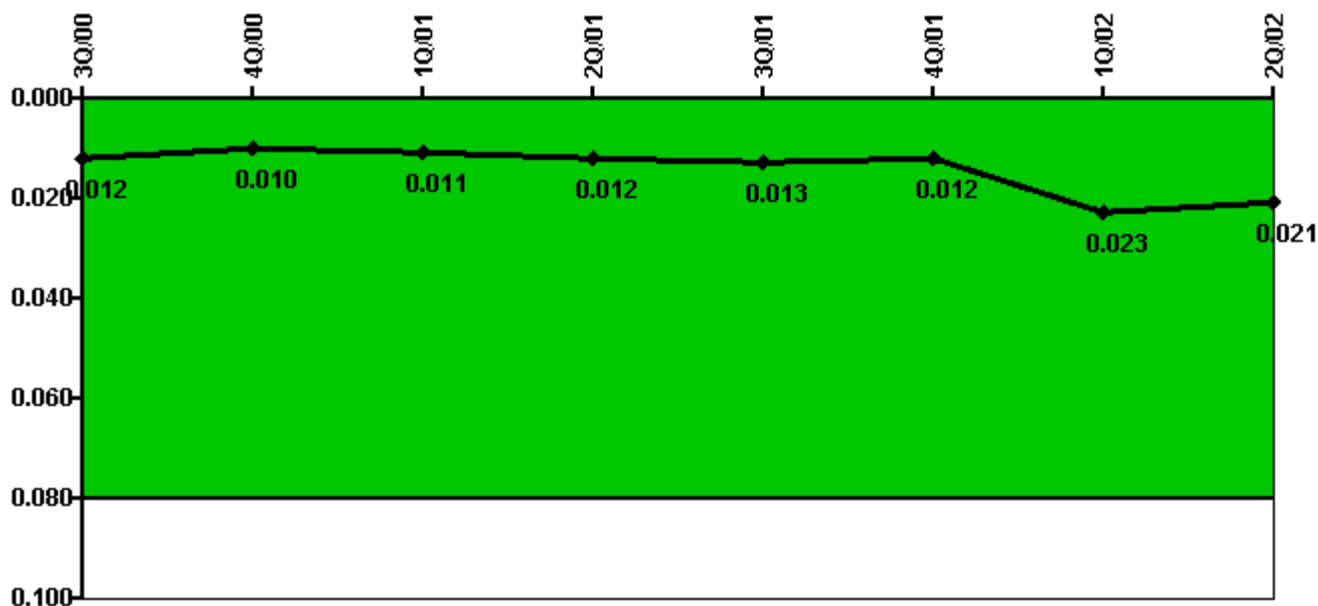
Thresholds: White > 1.0 Yellow > 3.0

#### Notes

RETS/ODCM Radiological Effluent	3Q/00	4Q/00	1Q/01	2Q/01	3Q/01	4Q/01	1Q/02	2Q/02
RETS/ODCM occurrences	0	0	0	0	0	0	0	0
Indicator value	0	0	0	0	0	0	0	0

Licensee Comments: none

### Protected Area Security Performance Index



Thresholds: White > 0.080

#### Notes

Protected Area Security Performance Index	3Q/00	4Q/00	1Q/01	2Q/01	3Q/01	4Q/01	1Q/02	2Q/02
IDS compensatory hours	67.90	83.90	142.10	98.60	28.00	64.30	550.50	40.90
CCTV compensatory hours	11.0	5.8	4.7	29.9	49.5	2.6	12.2	10.2
IDS normalization factor	2.15	2.15	2.15	2.15	2.15	2.15	2.15	2.15
CCTV normalization factor	1.5	1.5	1.5	1.5	1.5	1.5	1.5	1.5
Index Value	0.012	0.010	0.011	0.012	0.013	0.012	0.023	0.021

Licensee Comments: none



### Personnel Screening Program



Thresholds: White > 2.0 Yellow > 5.0

#### Notes

Personnel Screening Program	3Q/00	4Q/00	1Q/01	2Q/01	3Q/01	4Q/01	1Q/02	2Q/02
Program failures	0	0	0	0	0	0	0	0
Indicator value	0	0	0	0	0	0	0	0

Licensee Comments: none

### FFD/Personnel Reliability



Thresholds: White > 2.0 Yellow > 5.0

#### Notes

FFD/Personnel Reliability	3Q/00	4Q/00	1Q/01	2Q/01	3Q/01	4Q/01	1Q/02	2Q/02
Program Failures	0	0	0	0	0	0	0	0
Indicator value	0	0	0	0	0	0	0	0

Licensee Comments: none

▲ [PI Summary](#) | [Inspection Findings Summary](#) | [Reactor Oversight Process](#)

Last Modified: July 31, 2002