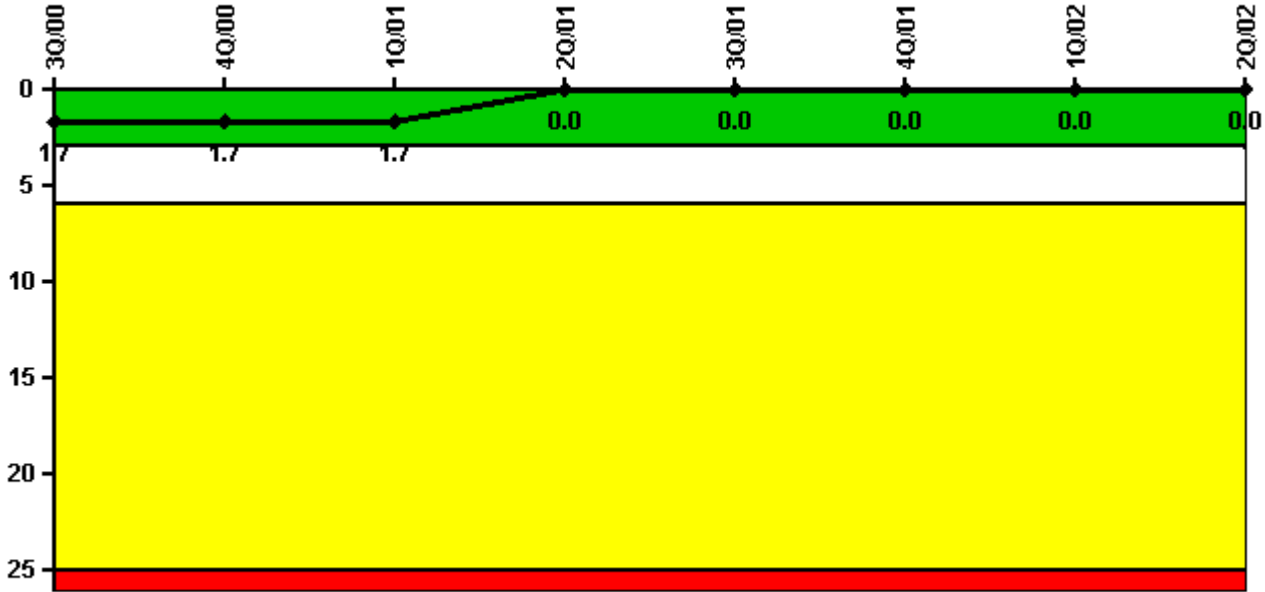


# Browns Ferry 3

## 2Q/2002 Performance Indicators

Licensee's General Comments: none

### Unplanned Scrams per 7000 Critical Hrs



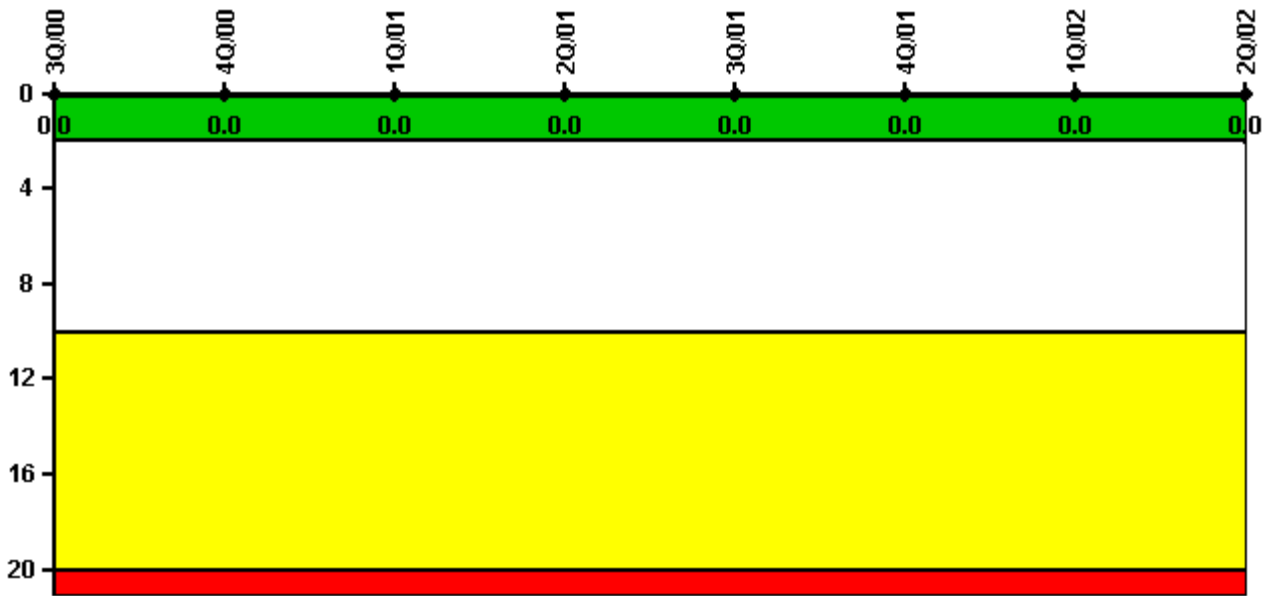
Thresholds: White > 3.0 Yellow > 6.0 Red > 25.0

### Notes

Unplanned Scrams per 7000 Critical Hrs	3Q/00	4Q/00	1Q/01	2Q/01	3Q/01	4Q/01	1Q/02	2Q/02
Unplanned scrams	0	0	0	0	0	0	0	0
Critical hours	2208.0	2209.0	2160.0	2183.0	2208.0	2209.0	2025.0	1975.8
Indicator value	1.7	1.7	1.7	0	0	0	0	0

Licensee Comments: none

### Scrams with Loss of Normal Heat Removal



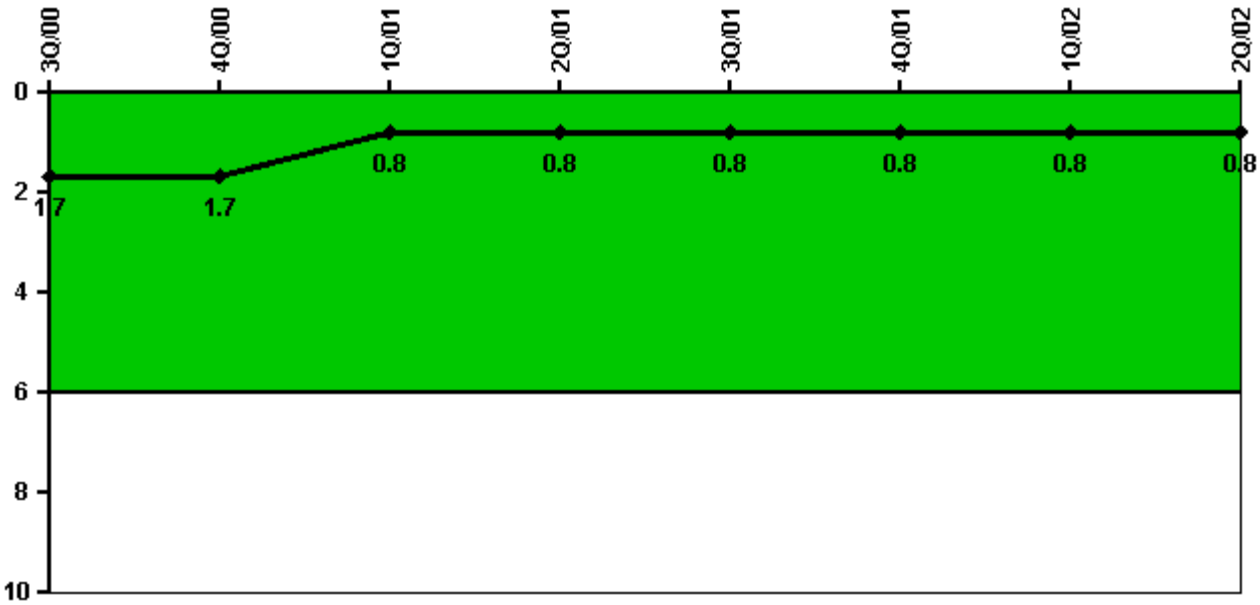
Thresholds: White > 2.0 Yellow > 10.0 Red > 20.0

#### Notes

Scrams with Loss of Normal Heat Removal	3Q/00	4Q/00	1Q/01	2Q/01	3Q/01	4Q/01	1Q/02	2Q/02
Scrams	0	0	0	0	0	0	0	0
Indicator value	0	0	0	0	0	0	0	0

Licensee Comments: none

### Unplanned Power Changes per 7000 Critical Hrs



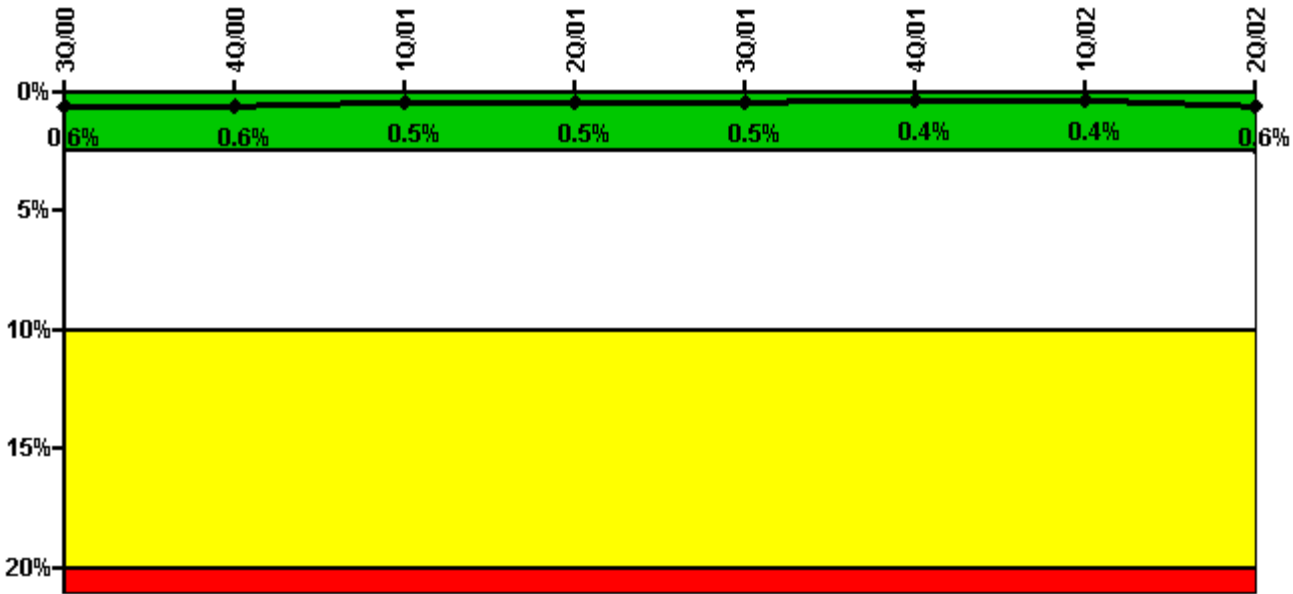
Thresholds: White > 6.0

#### Notes

Unplanned Power Changes per 7000 Critical Hrs	3Q/00	4Q/00	1Q/01	2Q/01	3Q/01	4Q/01	1Q/02	2Q/02
Unplanned power changes	1.0	0	0	0	1.0	0	0	0
Critical hours	2208.0	2209.0	2160.0	2183.0	2208.0	2209.0	2025.0	1975.8
Indicator value	1.7	1.7	0.8	0.8	0.8	0.8	0.8	0.8

Licensee Comments: none

### Safety System Unavailability, Emergency AC Power, >2EDG



Thresholds: White > 2.5% Yellow > 10.0% Red > 20.0%

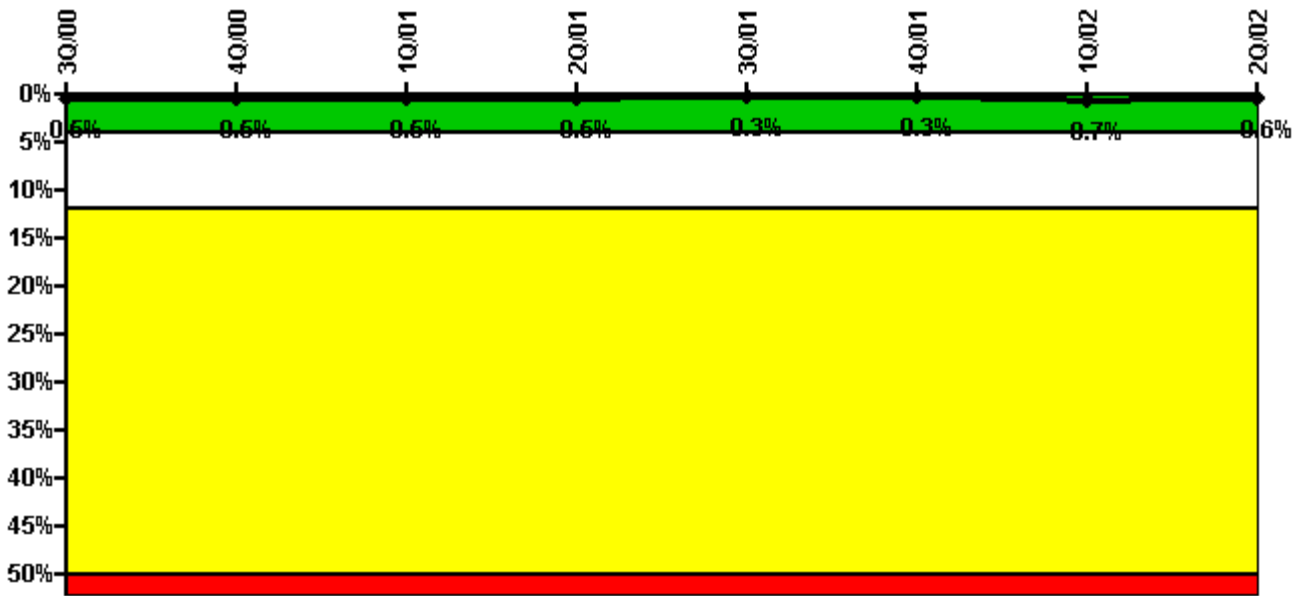
#### Notes

Safety System Unavailability, Emergency AC Power, >2EDG	3Q/00	4Q/00	1Q/01	2Q/01	3Q/01	4Q/01	1Q/02	2Q/02
<b>Train 1</b>								
Planned unavailable hours	5.00	0.90	1.08	0.81	1.12	0.77	2.42	0.85
Unplanned unavailable hours	0	0	0	0	0	0	0	43.40
Fault exposure hours	0	0	0	0	0	0	0	0
Effective Reset hours	0	0	0	0	0	0	0	0
Required hours	2208.00	2209.00	2160.00	2183.00	2208.00	2209.00	2160.00	2183.00
<b>Train 2</b>								
Planned unavailable hours	12.20	1.30	0.81	1.11	0.72	4.80	2.26	0.74
Unplanned unavailable hours	0	0	0	0	0	0	0.05	0
Fault exposure hours	0	0	0	0	0	0	0	0
Effective Reset hours	0	0	0	0	0	0	0	0
Required hours	2208.00	2209.00	2160.00	2183.00	2208.00	2209.00	2160.00	2183.00
<b>Train 3</b>								
Planned unavailable hours	14.70	1.20	1.78	0.75	1.07	0.83	2.08	1.37
Unplanned unavailable hours	0	0	0	0	0	0	0	0
Fault exposure hours	0	0	0	0	37.17	0	0	0
Effective Reset hours	0	0	0	0	0	0	0	0
Required hours	2208.00	2209.00	2160.00	2183.00	2208.00	2209.00	2160.00	2183.00
<b>Train 4</b>								
Planned unavailable hours	7.30	0.90	0.73	1.27	1.15	0.67	2.41	1.51
Unplanned unavailable hours	0	0	0	0	12.38	0	0	40.22
Fault exposure hours	0	0	0	0	37.17	0	0	0
Effective Reset hours	0	0	0	0	0	0	0	0
Required hours	2208.00	2209.00	2160.00	2183.00	2208.00	2209.00	2160.00	2183.00

<b>Train 5</b>								
Planned unavailable hours	11.29	1.20	1.01	0.83	7.51	1.54	1.82	15.76
Unplanned unavailable hours	0	0	0	0	0	4.90	0	0
Fault exposure hours	0	0	0	0	0	0	0	0
Effective Reset hours	0	0	0	0	0	0	0	0
Required hours	2208.00	2209.00	2160.00	2183.00	2208.00	2209.00	2160.00	2183.00
<b>Train 6</b>								
Planned unavailable hours	4.65	2.49	0.92	0.72	1.34	1.34	1.92	1.46
Unplanned unavailable hours	0	0	8.91	0	8.42	0	0	1.25
Fault exposure hours	0	0	0	0	0	0	0	334.42
Effective Reset hours	0	0	0	0	0	0	0	0
Required hours	2208.00	2209.00	2160.00	2183.00	2208.00	2209.00	2160.00	2183.00
<b>Train 7</b>								
Planned unavailable hours	6.05	1.18	0.95	1.64	0.94	1.15	10.07	41.16
Unplanned unavailable hours	0	0	0	13.32	0	0	0	0
Fault exposure hours	0	0	0	0	0	0	0	0
Effective Reset hours	0	0	0	0	0	0	0	0
Required hours	2208.00	2209.00	2160.00	2183.00	2208.00	2209.00	2160.00	2183.00
<b>Train 8</b>								
Planned unavailable hours	1.90	0.85	0.99	1.02	1.29	14.32	2.45	1.57
Unplanned unavailable hours	0	3.85	0	0	0	0	0	0
Fault exposure hours	0	0	0	0	0	0	0	0
Effective Reset hours	0	0	0	0	0	0	0	0
Required hours	2208.00	2209.00	2160.00	2183.00	2208.00	2209.00	2160.00	2183.00
<b>Indicator value</b>	<b>0.6%</b>	<b>0.6%</b>	<b>0.5%</b>	<b>0.5%</b>	<b>0.5%</b>	<b>0.4%</b>	<b>0.4%</b>	<b>0.6%</b>

Licensee Comments: none

### Safety System Unavailability, High Pressure Injection System (HPCI)



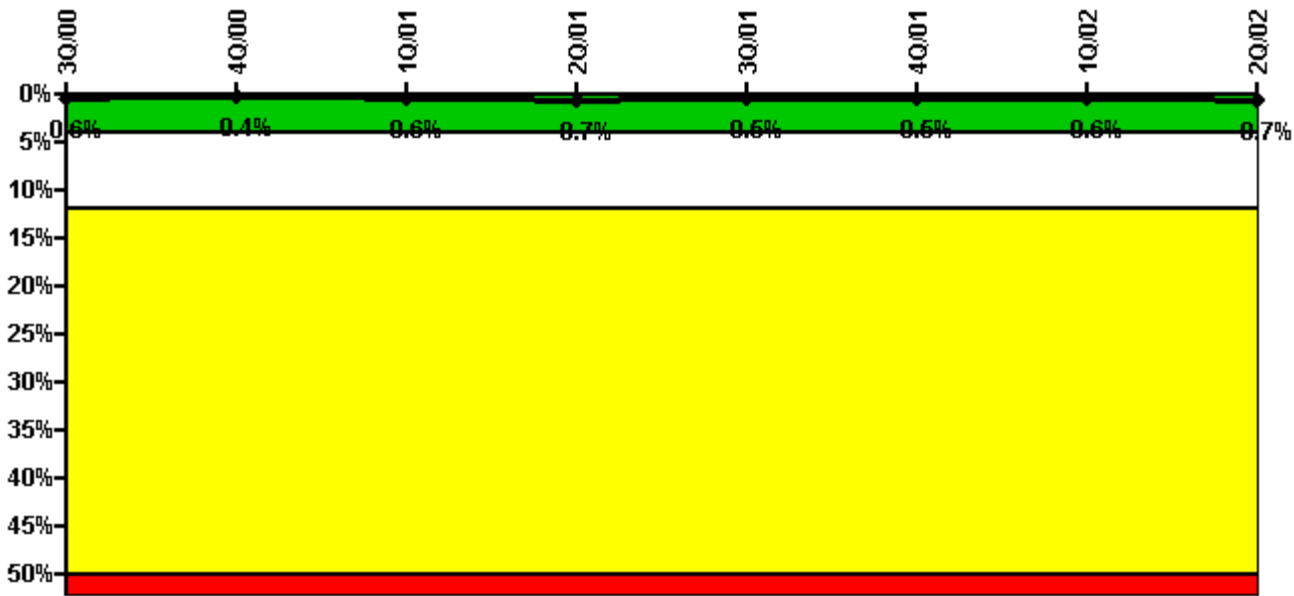
Thresholds: White > 4.0% Yellow > 12.0% Red > 50.0%

**Notes**

Safety System Unavailability, High Pressure Injection System (HPCI)	3Q/00	4Q/00	1Q/01	2Q/01	3Q/01	4Q/01	1Q/02	2Q/02
Train 1								
Planned unavailable hours	0	0	8.07	0	0	0	65.45	16.91
Unplanned unavailable hours	0	0	0	0	0	0	49.93	0
Fault exposure hours	0	0	0	0	0	0	0	0
Effective Reset hours	0	0	0	0	0	0	0	0
Required hours	2208.00	2209.00	2160.00	2183.00	2208.00	2209.00	2027.90	1973.30
Indicator value	0.5%	0.5%	0.5%	0.5%	0.3%	0.3%	0.7%	0.6%

Licensee Comments: none

### Safety System Unavailability, Heat Removal System (RCIC)



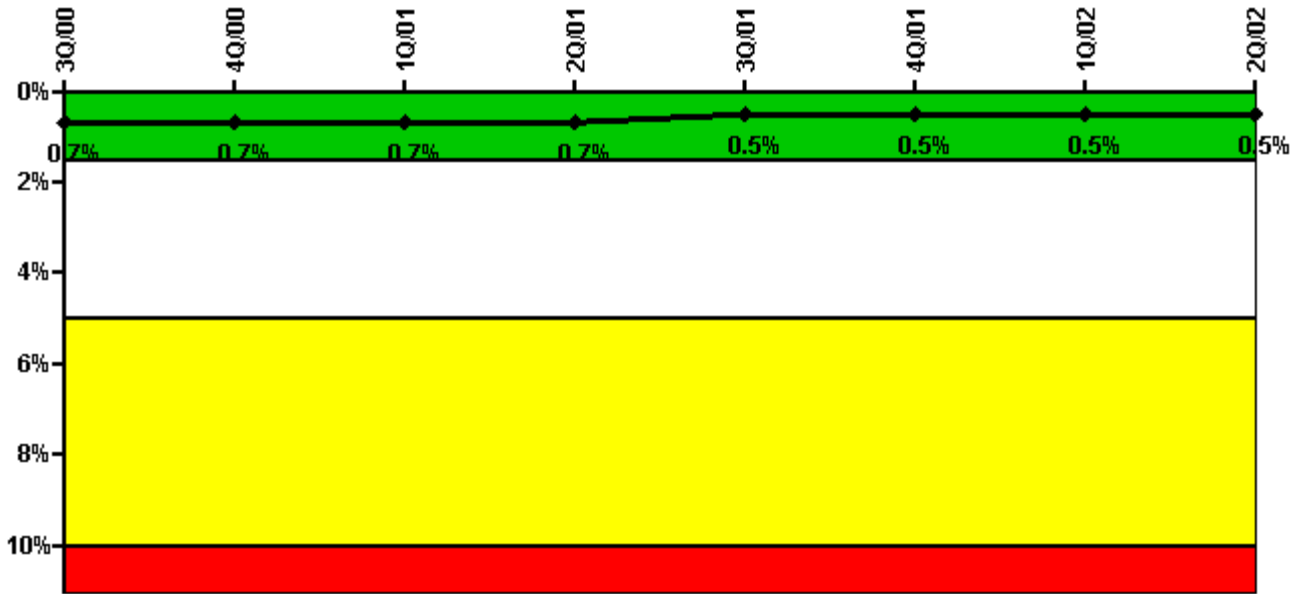
Thresholds: White > 4.0% Yellow > 12.0% Red > 50.0%

**Notes**

Safety System Unavailability, Heat Removal System (RCIC)	3Q/00	4Q/00	1Q/01	2Q/01	3Q/01	4Q/01	1Q/02	2Q/02
Train 1								
Planned unavailable hours	0.22	0.37	36.58	5.78	0.16	0.54	40.23	9.08
Unplanned unavailable hours	0	0	13.82	27.17	0	0	3.60	0
Fault exposure hours	0	0	0	0	0	0	0	0
Effective Reset hours	0	0	0	0	0	0	0	0
Required hours	2208.00	2209.00	2160.00	2183.00	2208.00	2209.00	2027.90	1973.30
Indicator value	0.6%	0.4%	0.6%	0.7%	0.5%	0.5%	0.6%	0.7%

Licensee Comments: none

### Safety System Unavailability, Residual Heat Removal System



Thresholds: White > 1.5% Yellow > 5.0% Red > 10.0%

Notes

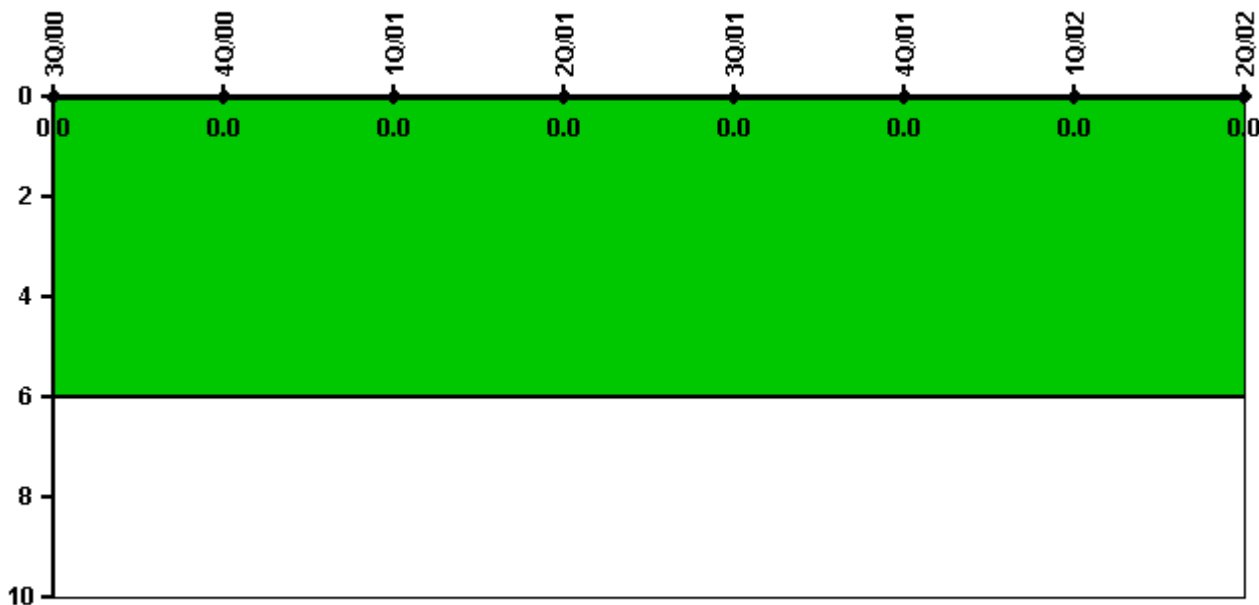
Safety System Unavailability, Residual Heat Removal System	3Q/00	4Q/00	1Q/01	2Q/01	3Q/01	4Q/01	1Q/02	2Q/02
<b>Train 1</b>								
Planned unavailable hours	16.83	0.37	0.60	0.38	0.35	0.32	10.87	0
Unplanned unavailable hours	0	0	0	0	0	0	0	0
Fault exposure hours	0	0	0	0	0	0	0	0
Effective Reset hours	0	0	0	0	0	0	0	0
Required hours	2208.00	2209.00	2160.00	2183.00	2208.00	2209.00	2076.00	2035.40
<b>Train 2</b>								
Planned unavailable hours	18.53	0.85	0.52	0.58	0.35	28.57	17.20	0
Unplanned unavailable hours	0	0	0	0	0	0	0.25	0
Fault exposure hours	0	0	0	0	0	0	0	0
Effective Reset hours	0	0	0	0	0	0	0	0
Required hours	2208.00	2209.00	2160.00	2183.00	2208.00	2209.00	2076.00	1998.00
<b>Train 3</b>								
Planned unavailable hours	36.39	20.90	0.60	28.55	0.35	22.22	0	0
Unplanned unavailable hours	0	0	0	0	0	0	0	0
Fault exposure hours	0	0	0	0	0	0	0	0
Effective Reset hours	0	0	0	0	0	0	0	0
Required hours	2208.00	2209.00	2160.00	2183.00	2208.00	2209.00	2076.00	2035.40
<b>Train 4</b>								
Planned unavailable hours	18.53	4.22	0.52	0.81	0.35	28.57	0	0
Unplanned unavailable hours	0	0	0	0	0	0	0	0
Fault exposure hours	0	0	0	0	0	0	0	0
Effective Reset hours	0	0	0	0	0	0	0	0
Required hours	2208.00	2209.00	2160.00	2183.00	2208.00	2209.00	2076.00	1998.00



Indicator value	0.7%	0.7%	0.7%	0.7%	0.5%	0.5%	0.5%	0.5%

Licensee Comments: none

### Safety System Functional Failures (BWR)



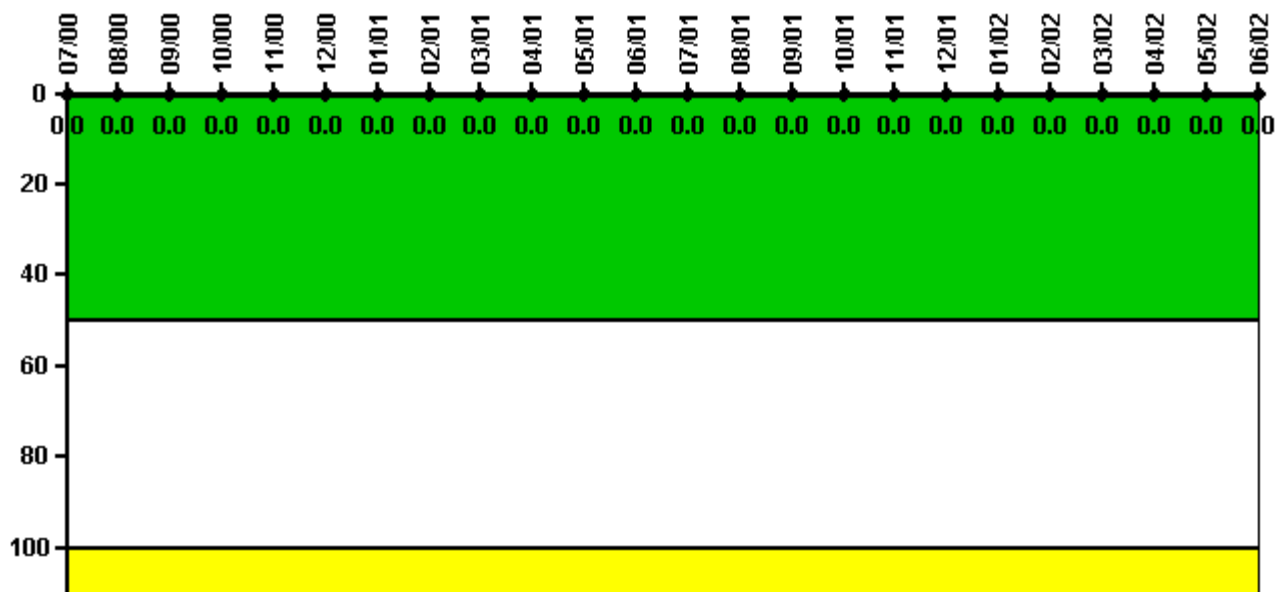
Thresholds: White > 6.0

#### Notes

Safety System Functional Failures (BWR)	3Q/00	4Q/00	1Q/01	2Q/01	3Q/01	4Q/01	1Q/02	2Q/02
Safety System Functional Failures	0	0	0	0	0	0	0	0
Indicator value	0	0	0	0	0	0	0	0

Licensee Comments: none

### Reactor Coolant System Activity



Thresholds: White > 50.0 Yellow > 100.0

#### Notes

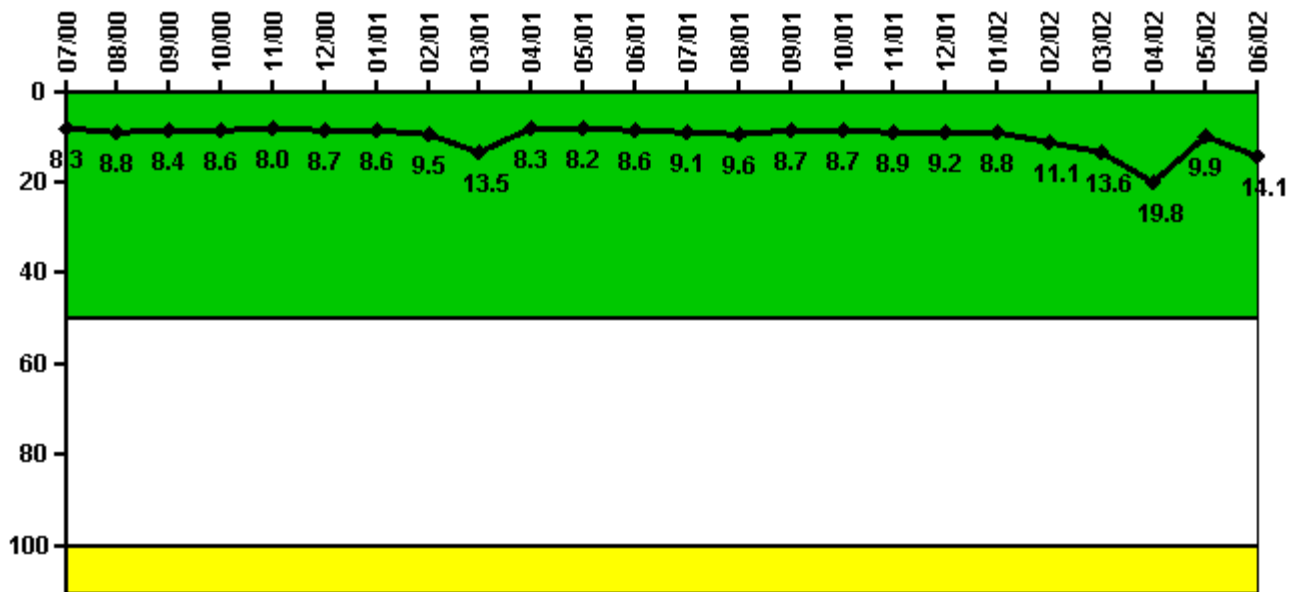
Reactor Coolant System Activity	7/00	8/00	9/00	10/00	11/00	12/00	1/01	2/01	3/01	4/01	5/01	6/01
Maximum activity	0.000333	0.000329	0.000244	0.000371	0.000337	0.000132	0.000219	0.000325	0.000230	0.000373	0.000596	0.000165
Technical specification limit	3.2	3.2	3.2	3.2	3.2	3.2	3.2	3.2	3.2	3.2	3.2	3.2
Indicator value	0	0	0	0	0	0	0	0	0	0	0	0

Reactor Coolant System Activity	7/01	8/01	9/01	10/01	11/01	12/01	1/02	2/02	3/02	4/02	5/02	6/02
Maximum activity	0.000151	0.000212	0.000300	0.000150	0.000130	0.000172	0.000148	0.000176	0.000119	0.000038	0.000073	0.000078
Technical specification limit	3.2	3.2	3.2	3.2	3.2	3.2	3.2	3.2	3.2	3.2	3.2	3.2
Indicator value	0	0	0	0	0	0	0	0	0	0	0	0

Licensee Comments: none

### Reactor Coolant System Leakage



Thresholds: White > 50.0 Yellow > 100.0

**Notes**

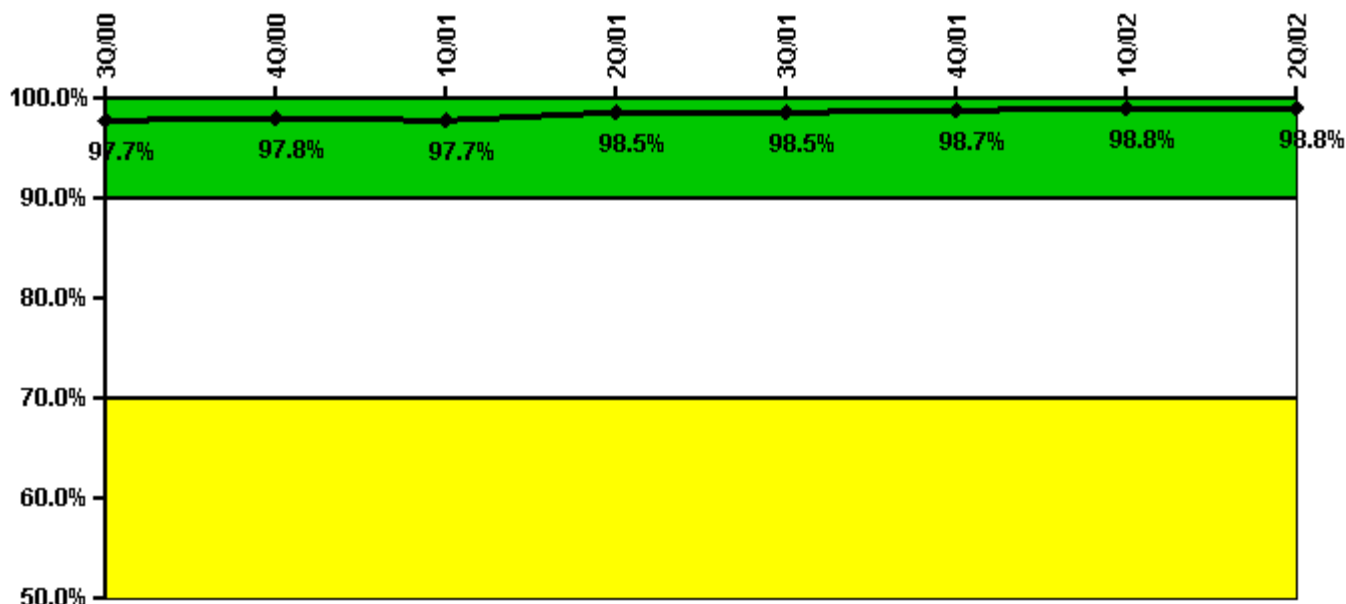
Reactor Coolant System Leakage	7/00	8/00	9/00	10/00	11/00	12/00	1/01	2/01	3/01	4/01	5/01	6/01
Maximum leakage	2.490	2.650	2.510	2.590	2.410	2.610	2.590	2.840	4.040	2.490	2.460	2.570
Technical specification limit	30.0	30.0	30.0	30.0	30.0	30.0	30.0	30.0	30.0	30.0	30.0	30.0
Indicator value	8.3	8.8	8.4	8.6	8.0	8.7	8.6	9.5	13.5	8.3	8.2	8.6

Reactor Coolant System Leakage	7/01	8/01	9/01	10/01	11/01	12/01	1/02	2/02	3/02	4/02	5/02	6/02
Maximum leakage	2.720	2.890	2.610	2.610	2.660	2.760	2.650	3.320	4.070	5.930	2.970	4.230
Technical specification limit	30.0	30.0	30.0	30.0	30.0	30.0	30.0	30.0	30.0	30.0	30.0	30.0
Indicator value	9.1	9.6	8.7	8.7	8.9	9.2	8.8	11.1	13.6	19.8	9.9	14.1

Licensee Comments: none

### Drill/Exercise Performance



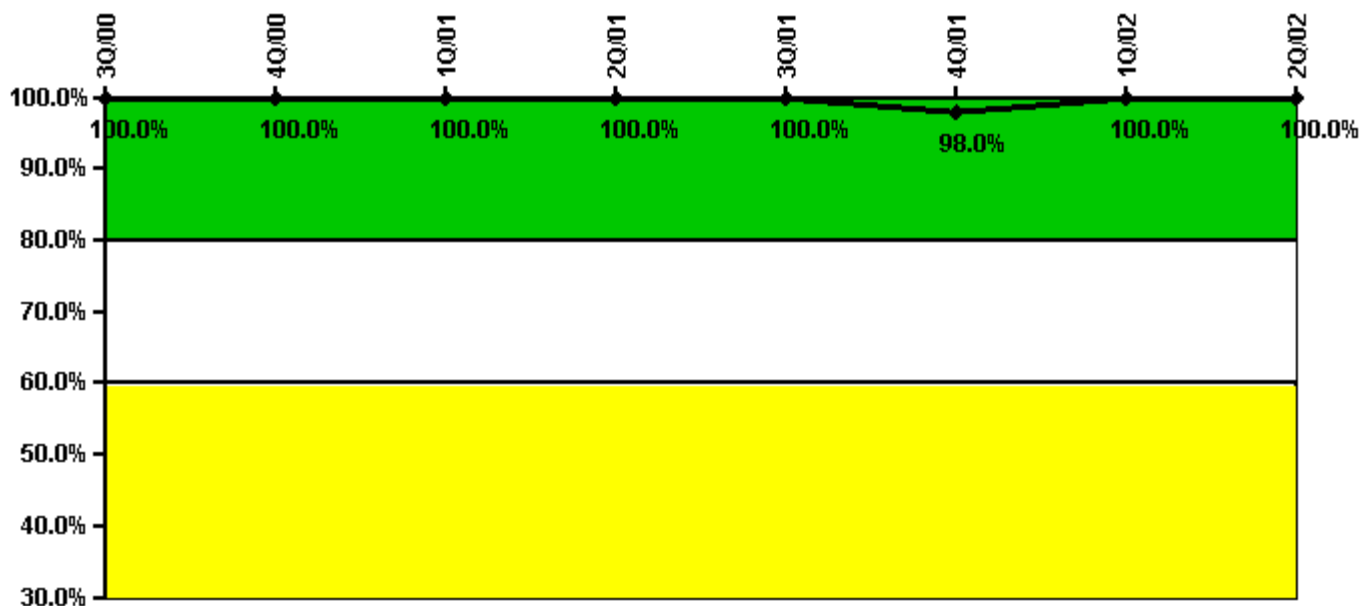
Thresholds: White < 90.0% Yellow < 70.0%

#### Notes

Drill/Exercise Performance	3Q/00	4Q/00	1Q/01	2Q/01	3Q/01	4Q/01	1Q/02	2Q/02
Successful opportunities	17.0	34.0	2.0	16.0	8.0	75.0	2.0	6.0
Total opportunities	18.0	34.0	2.0	16.0	8.0	76.0	2.0	6.0
Indicator value	97.7%	97.8%	97.7%	98.5%	98.5%	98.7%	98.8%	98.8%

Licensee Comments: none

### ERO Drill Participation



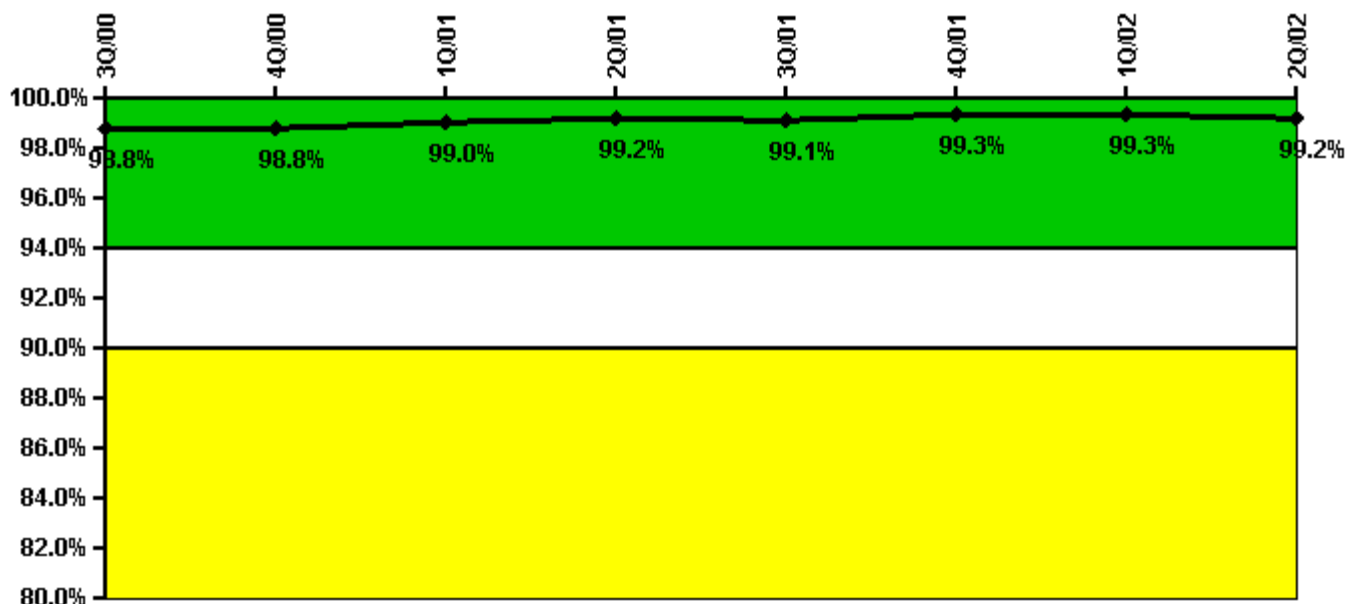
Thresholds: White < 80.0% Yellow < 60.0%

#### Notes

ERO Drill Participation	3Q/00	4Q/00	1Q/01	2Q/01	3Q/01	4Q/01	1Q/02	2Q/02
Participating Key personnel	41.0	37.0	38.0	38.0	39.0	48.0	48.0	48.0
Total Key personnel	41.0	37.0	38.0	38.0	39.0	49.0	48.0	48.0
Indicator value	100.0%	100.0%	100.0%	100.0%	100.0%	98.0%	100.0%	100.0%

Licensee Comments: none

### Alert & Notification System



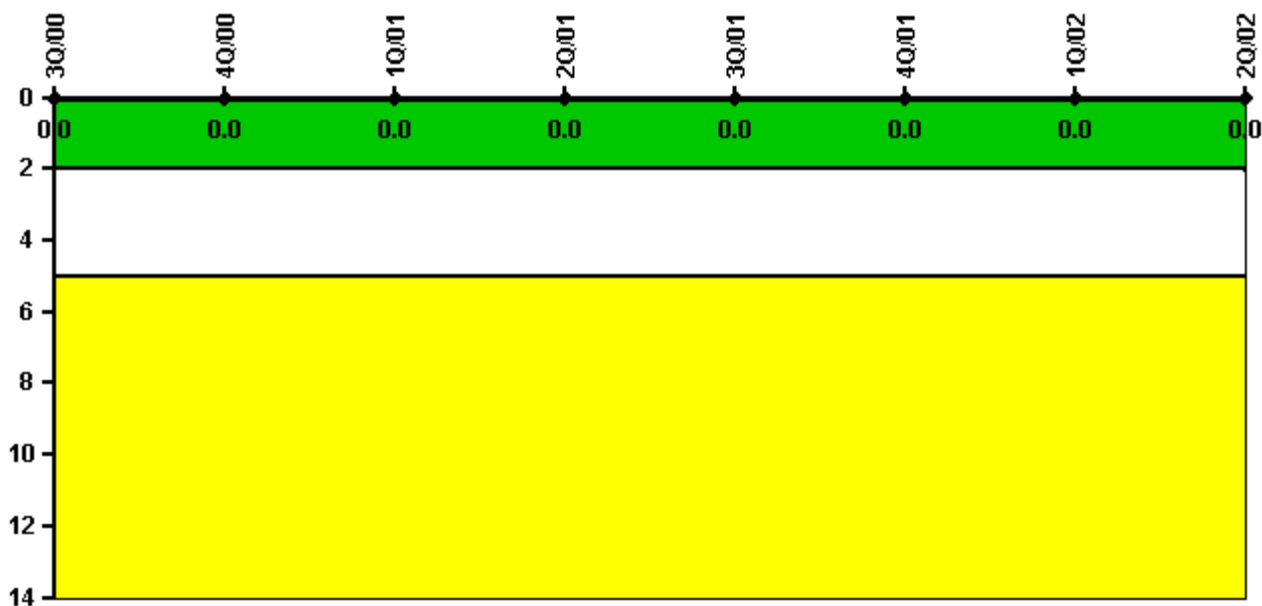
Thresholds: White < 94.0% Yellow < 90.0%

#### Notes

Alert & Notification System	3Q/00	4Q/00	1Q/01	2Q/01	3Q/01	4Q/01	1Q/02	2Q/02
Successful siren-tests	791	891	794	796	790	996	595	794
Total sirens-tests	800	900	800	800	800	1000	600	800
Indicator value	98.8%	98.8%	99.0%	99.2%	99.1%	99.3%	99.3%	99.2%

Licensee Comments: none

### Occupational Exposure Control Effectiveness



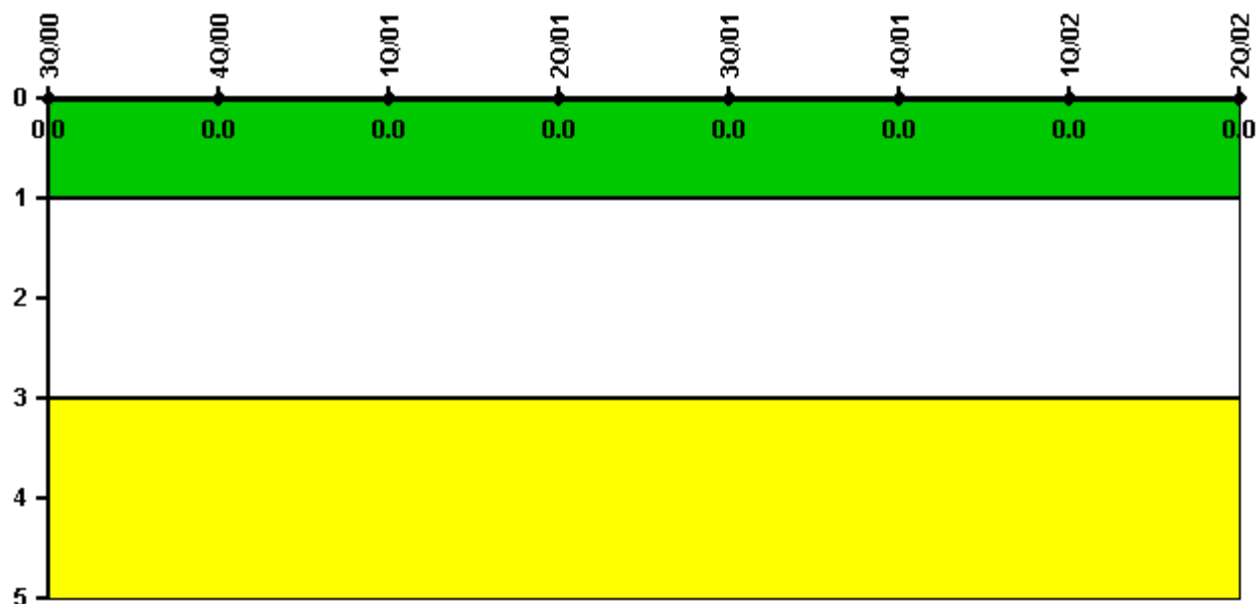
Thresholds: White > 2.0 Yellow > 5.0

#### Notes

Occupational Exposure Control Effectiveness	3Q/00	4Q/00	1Q/01	2Q/01	3Q/01	4Q/01	1Q/02	2Q/02
High radiation area occurrences	0	0	0	0	0	0	0	0
Very high radiation area occurrences	0	0	0	0	0	0	0	0
Unintended exposure occurrences	0	0	0	0	0	0	0	0
Indicator value	0	0	0	0	0	0	0	0

Licensee Comments: none

### RETS/ODCM Radiological Effluent



Thresholds: White > 1.0 Yellow > 3.0

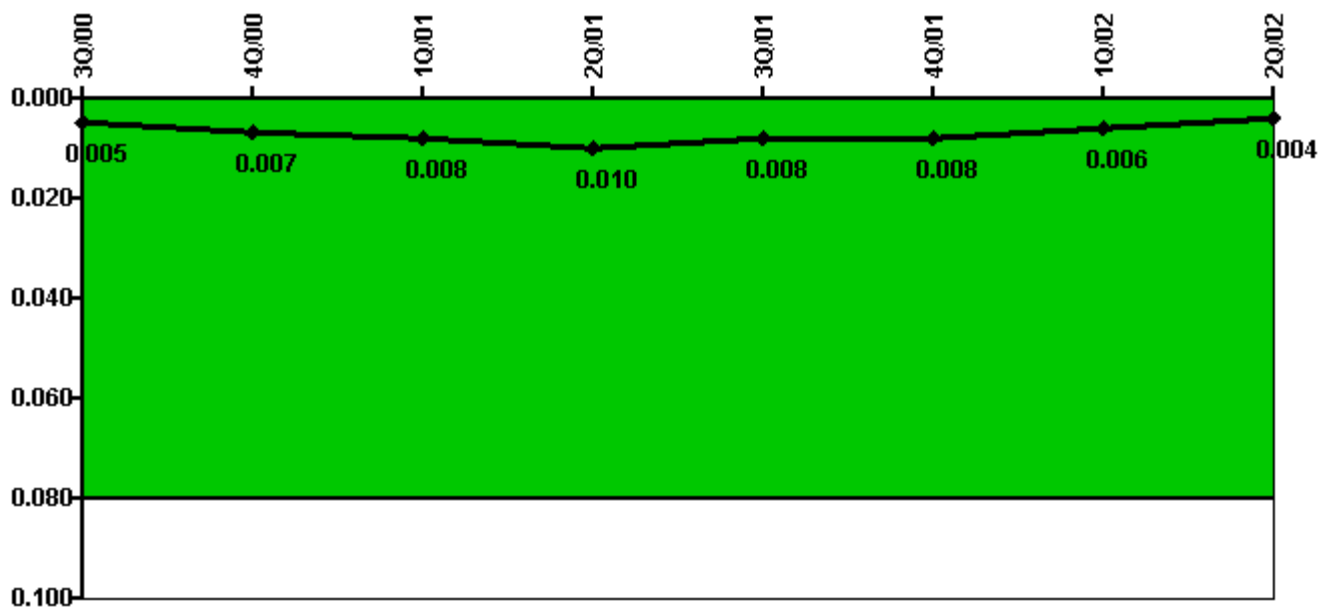
#### Notes

RETS/ODCM Radiological Effluent	3Q/00	4Q/00	1Q/01	2Q/01	3Q/01	4Q/01	1Q/02	2Q/02
RETS/ODCM occurrences	0	0	0	0	0	0	0	0
Indicator value	0	0	0	0	0	0	0	0

Licensee Comments: none



### Protected Area Security Performance Index



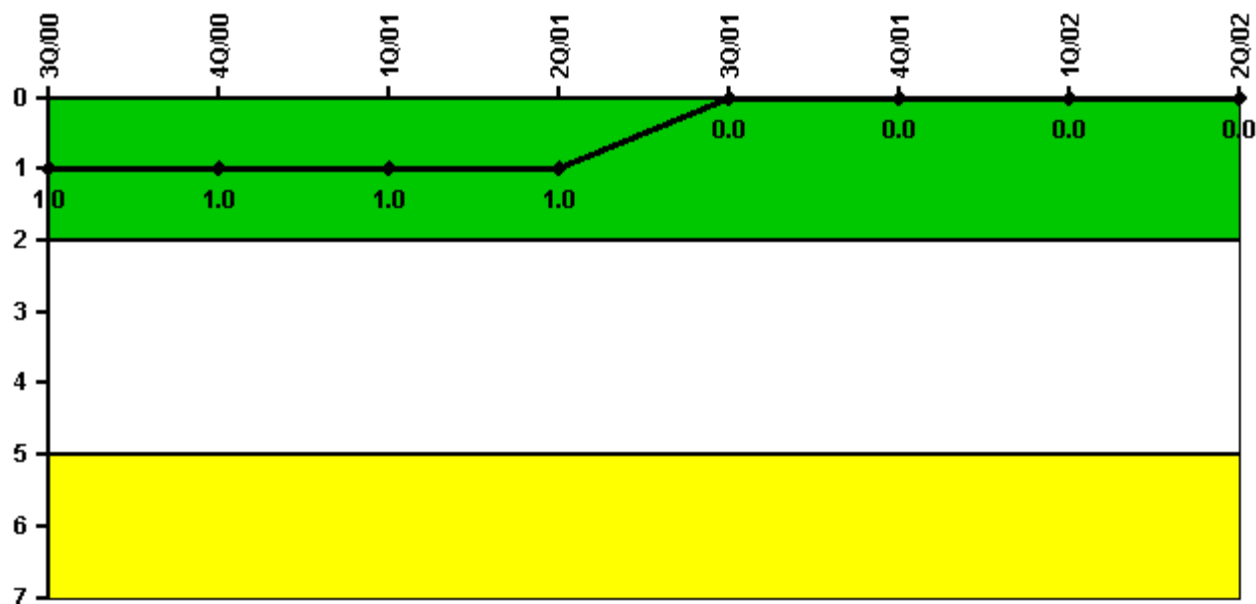
Thresholds: White > 0.080

#### Notes

Protected Area Security Performance Index	3Q/00	4Q/00	1Q/01	2Q/01	3Q/01	4Q/01	1Q/02	2Q/02
IDS compensatory hours	65.80	39.02	84.11	84.04	15.18	56.71	2.25	18.60
CCTV compensatory hours	26.6	27.4	0	0	29.9	0.4	0	8.6
IDS normalization factor	1.95	1.95	1.95	1.95	1.95	1.95	1.95	1.95
CCTV normalization factor	1.7	1.7	1.7	1.7	1.7	1.7	1.7	1.7
Index Value	0.005	0.007	0.008	0.010	0.008	0.008	0.006	0.004

Licensee Comments: none

### Personnel Screening Program



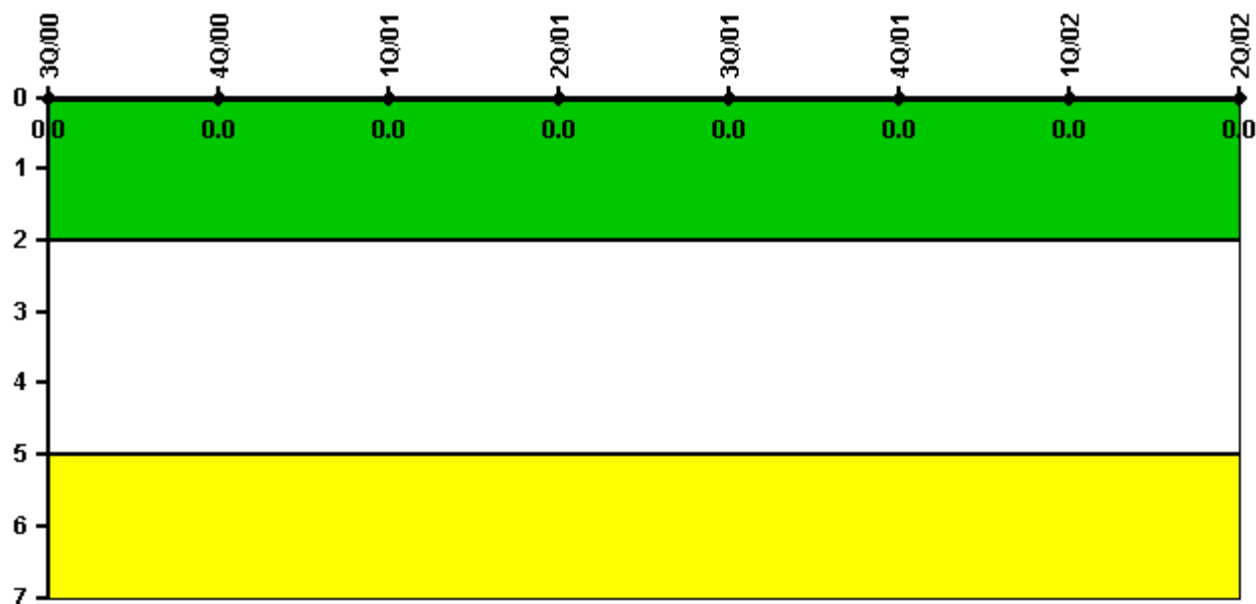
Thresholds: White > 2.0 Yellow > 5.0

#### Notes

Personnel Screening Program	3Q/00	4Q/00	1Q/01	2Q/01	3Q/01	4Q/01	1Q/02	2Q/02
Program failures	1	0	0	0	0	0	0	0
Indicator value	1	1	1	1	0	0	0	0

Licensee Comments: none

### FFD/Personnel Reliability



Thresholds: White > 2.0 Yellow > 5.0

#### Notes

FFD/Personnel Reliability	3Q/00	4Q/00	1Q/01	2Q/01	3Q/01	4Q/01	1Q/02	2Q/02
Program Failures	0	0	0	0	0	0	0	0
Indicator value	0	0	0	0	0	0	0	0

Licensee Comments: none

▲ [PI Summary](#) | [Inspection Findings Summary](#) | [Reactor Oversight Process](#)

Last Modified: July 31, 2002