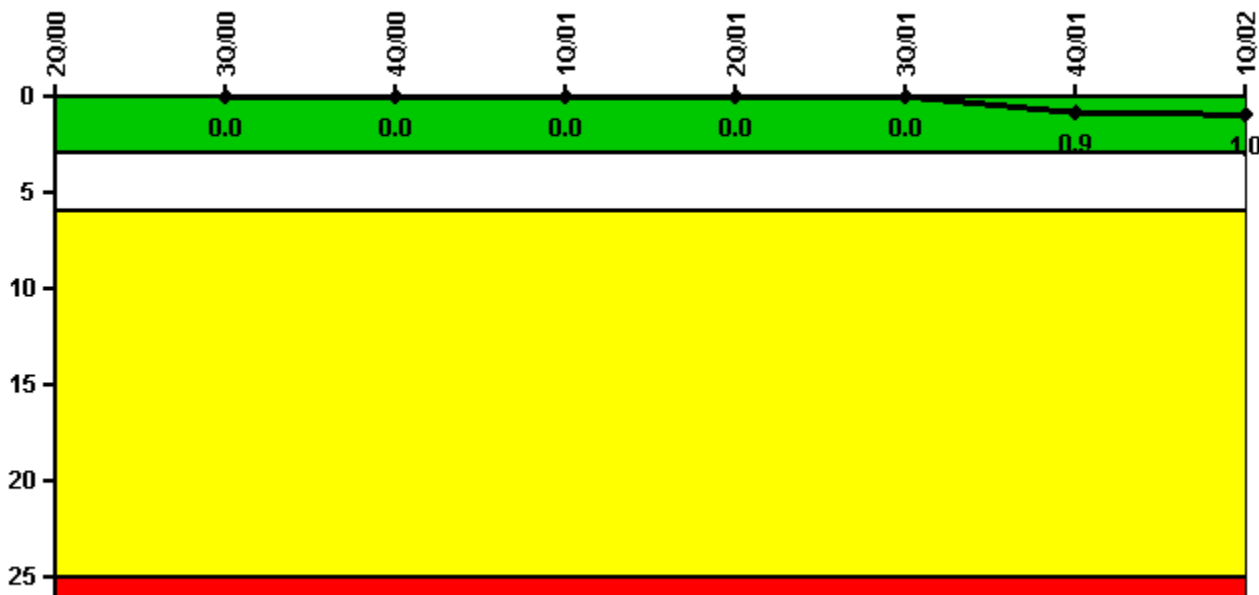


D.C. Cook 2

1Q/2002 Performance Indicators

Licensee's General Comments: none

Unplanned Scrams per 7000 Critical Hrs



Thresholds: White > 3.0 Yellow > 6.0 Red > 25.0

Notes

Unplanned Scrams per 7000 Critical Hrs	2Q/00	3Q/00	4Q/00	1Q/01	2Q/01	3Q/01	4Q/01	1Q/02
Unplanned scrams	0	0	0	0	0	0	1.0	0
Critical hours	197.0	2208.0	2209.0	2076.0	2183.0	1454.0	2008.0	1261.5
Indicator value	N/A	0	0	0	0	0	0.9	1.0

Licensee Comments: none

Scrams with Loss of Normal Heat Removal



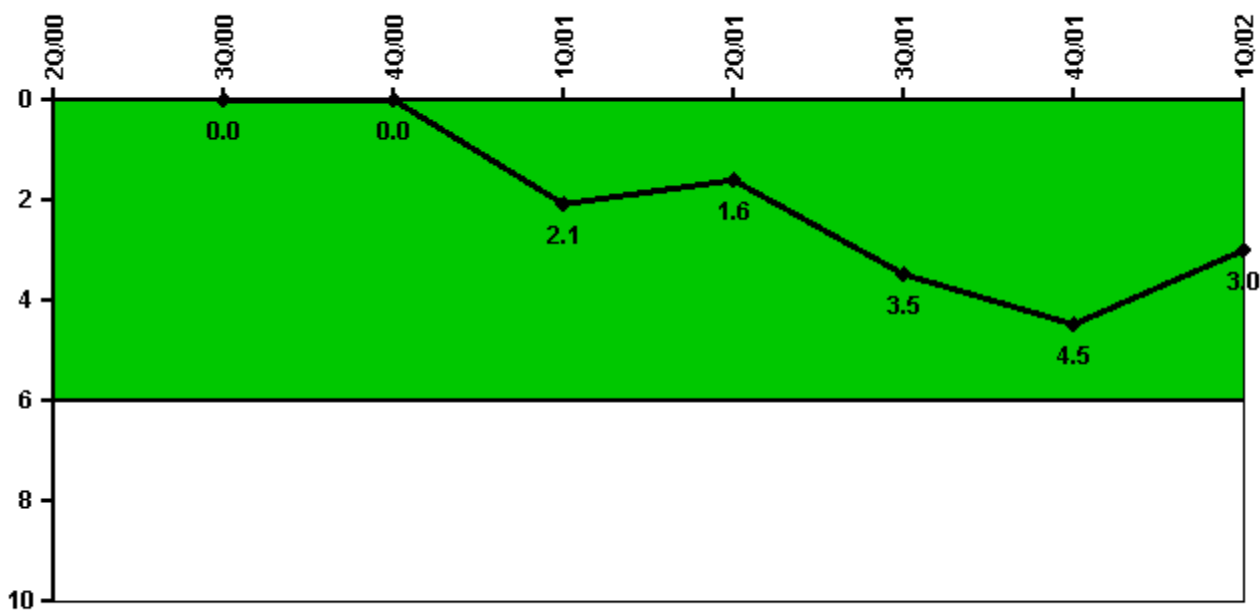
Thresholds: White > 2.0 Yellow > 10.0 Red > 20.0

Notes

Scrams with Loss of Normal Heat Removal	2Q/00	3Q/00	4Q/00	1Q/01	2Q/01	3Q/01	4Q/01	1Q/02
Scrams	0	0	0	0	0	0	0	0
Indicator value	0	0	0	0	0	0	0	0

Licensee Comments: none

Unplanned Power Changes per 7000 Critical Hrs



Thresholds: White > 6.0

Notes

Unplanned Power Changes per 7000 Critical Hrs	2Q/00	3Q/00	4Q/00	1Q/01	2Q/01	3Q/01	4Q/01	1Q/02
Unplanned power changes	0	0	0	2.0	0	2.0	1.0	0
Critical hours	197.0	2208.0	2209.0	2076.0	2183.0	1454.0	2008.0	1261.5
Indicator value	N/A	0	0	2.1	1.6	3.5	4.5	3.0

Licensee Comments: none

Safety System Unavailability, Emergency AC Power



Thresholds: White > 2.5% Yellow > 5.0% Red > 10.0%

Notes

Safety System Unavailability, Emergency AC Power	2Q/00	3Q/00	4Q/00	1Q/01	2Q/01	3Q/01	4Q/01	1Q/02
Train 1								
Planned unavailable hours	4.45	8.20	20.78	0.47	5.20	0.30	1.20	5.38
Unplanned unavailable hours	0	0	0	0	0	0.90	0	0
Fault exposure hours	0	0	0	0	0	0	0	0
Effective Reset hours	0	0	0	0	0	0	0	0
Required hours	2184.00	2208.00	2209.00	2160.00	2183.00	2208.00	2209.00	1903.80
Train 2								
Planned unavailable hours	6.20	0	13.30	27.25	26.18	0.58	2.22	0.20
Unplanned unavailable hours	0	0	0	0	0	0.90	0	0
Fault exposure hours	0	0	0	0	0	0	0	0
Effective Reset hours	0	0	0	0	0	0	0	0
Required hours	2184.00	2208.00	2209.00	2160.00	2183.00	1524.50	2209.00	2064.00
Indicator value							0.4%	0.4%

Licensee Comments:

1Q/99: Hours for this quarter have been "zero-summed" to provide for a 4Q2001 indicator calculation in accordance with FAQ 291 approved November 15, 2001.

Safety System Unavailability, High Pressure Injection System (HPSI)



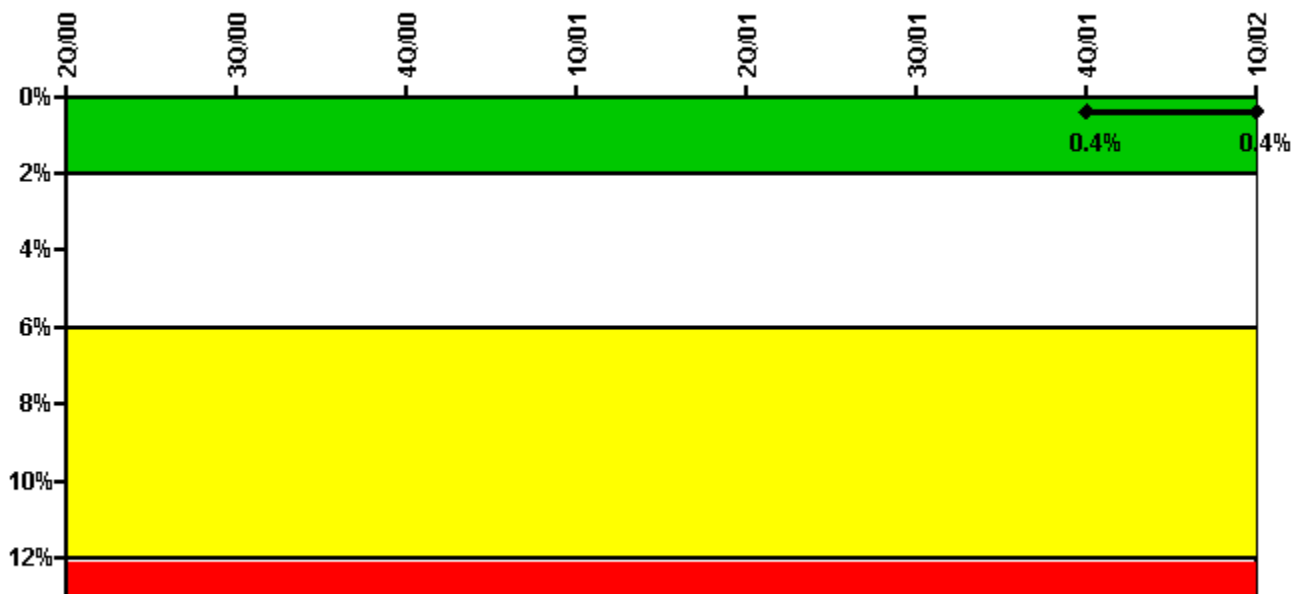
Thresholds: White > 1.5% Yellow > 5.0% Red > 10.0%

Notes

Safety System Unavailability, High Pressure Injection System (HPSI)	2Q/00	3Q/00	4Q/00	1Q/01	2Q/01	3Q/01	4Q/01	1Q/02
Train 1								
Planned unavailable hours	0	7.50	9.18	0	0	0	15.45	11.00
Unplanned unavailable hours	0	0	0	0	0	0	0	0
Fault exposure hours	0	0	0	0	0	0	0	0
Effective Reset hours	0	0	0	0	0	0	0	0
Required hours	581.00	2208.00	2209.00	2160.00	2183.00	1524.47	2209.00	1389.76
Train 2								
Planned unavailable hours	0	0	0	16.65	0	20.92	0	1.87
Unplanned unavailable hours	0	0	0	0	0	0	0	0
Fault exposure hours	0	0	0	0	0	0	0	0
Effective Reset hours	0	0	0	0	0	0	0	0
Required hours	581.00	2208.00	2209.00	2160.00	2183.00	1501.97	2209.00	1329.94
Train 3								
Planned unavailable hours	0	0	3.72	13.83	0	0	0	0
Unplanned unavailable hours	0	0	0	0	0	0	0	0
Fault exposure hours	0	0	0	0	0	0	0	0
Effective Reset hours	0	0	0	0	0	0	0	0
Required hours	453.60	2208.00	2209.00	2160.00	2183.00	1524.47	2209.00	1389.76
Train 4								
Planned unavailable hours	0	4.97	0	0	5.57	0	12.48	0
Unplanned unavailable hours	11.25	0	0	0	0	0	0	0
Fault exposure hours	0	0	0	0	0	0	0	0
Effective Reset hours	0	0	0	0	0	0	0	0
Required hours	453.60	2208.00	2209.00	2160.00	2183.00	1501.97	2209.00	1329.94
Indicator value							0.2%	0.2%

Licensee Comments: none

Safety System Unavailability, Heat Removal System (AFW)



Thresholds: White > 2.0% Yellow > 6.0% Red > 12.0%

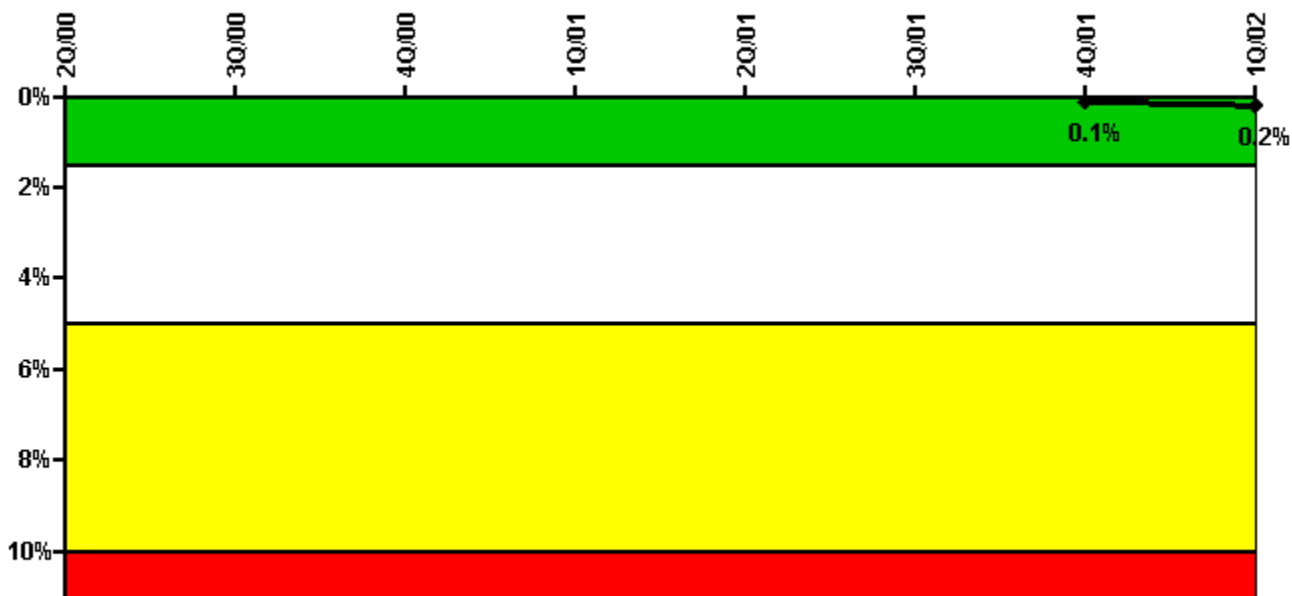
Notes

Safety System Unavailability, Heat Removal System (AFW)	2Q/00	3Q/00	4Q/00	1Q/01	2Q/01	3Q/01	4Q/01	1Q/02
Train 1								
Planned unavailable hours	0.98	0	0	5.58	0	1.32	0	0
Unplanned unavailable hours	0	0	0	0	0	0	0	0
Fault exposure hours	0	0	0	0	0	0	0	0
Effective Reset hours	0	0	0	0	0	0	0	0
Required hours	454.00	2208.00	2209.00	2160.00	2183.00	1579.05	2209.00	438.92
Train 2								
Planned unavailable hours	1.10	0	10.41	0	1.00	1.85	0	2.52
Unplanned unavailable hours	0	0	0	0	0	0	0	0
Fault exposure hours	0	0	0	0	0	0	0	0
Effective Reset hours	0	0	0	0	0	0	0	0
Required hours	454.00	2208.00	2209.00	2160.00	2183.00	1579.05	2209.00	438.92
Train 3								
Planned unavailable hours	0	0	0	11.98	0	5.75	0	0
Unplanned unavailable hours	0	0	0	0	0	32.39	0	14.79
Fault exposure hours	78.06	0	0	0	0	0	0	0
Effective Reset hours	0	0	0	0	0	0	0	0
Required hours	454.00	2208.00	2209.00	2160.00	2183.00	1579.05	2209.00	438.92
Indicator value							0.4%	0.4%

Licensee Comments:

1Q/02: The TDAFP failed to start during quarterly response time testing on January 18, 2002. T/2 fault exposure time incurred for this failure to start is 930.82 hours. The cause of this failure and the previous failure to start in August 2001, has been determined to be an incorrectly manufactured trip hook.

Safety System Unavailability, Residual Heat Removal System



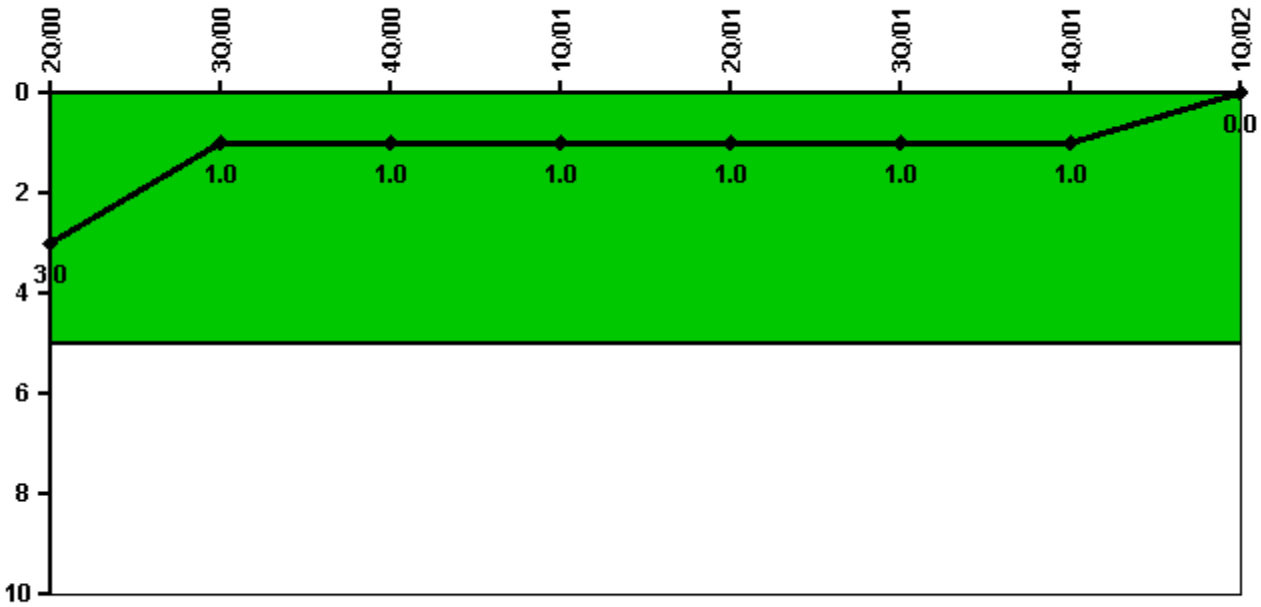
Thresholds: White > 1.5% Yellow > 5.0% Red > 10.0%

Notes

Safety System Unavailability, Residual Heat Removal System	2Q/00	3Q/00	4Q/00	1Q/01	2Q/01	3Q/01	4Q/01	1Q/02
Train 1								
Planned unavailable hours	0	0	11.70	6.63	0	11.78	0	15.62
Unplanned unavailable hours	0	0	0	0	0	0	0	0
Fault exposure hours	0	0	0	0	0	0	0	0
Effective Reset hours	0	0	0	0	0	0	0	0
Required hours	2184.00	2208.00	2209.00	2160.00	2183.00	2208.00	2209.00	1857.00
Train 2								
Planned unavailable hours	0	0	0	6.97	0	0	0	7.58
Unplanned unavailable hours	0	0	0	0	0	0	0	0
Fault exposure hours	0	0	0	0	0	0	0	0
Effective Reset hours	0	0	0	0	0	0	0	0
Required hours	2184.00	2208.00	2209.00	2160.00	2183.00	2208.00	2209.00	1857.00
Indicator value							0.1%	0.2%

Licensee Comments: none

Safety System Functional Failures (PWR)



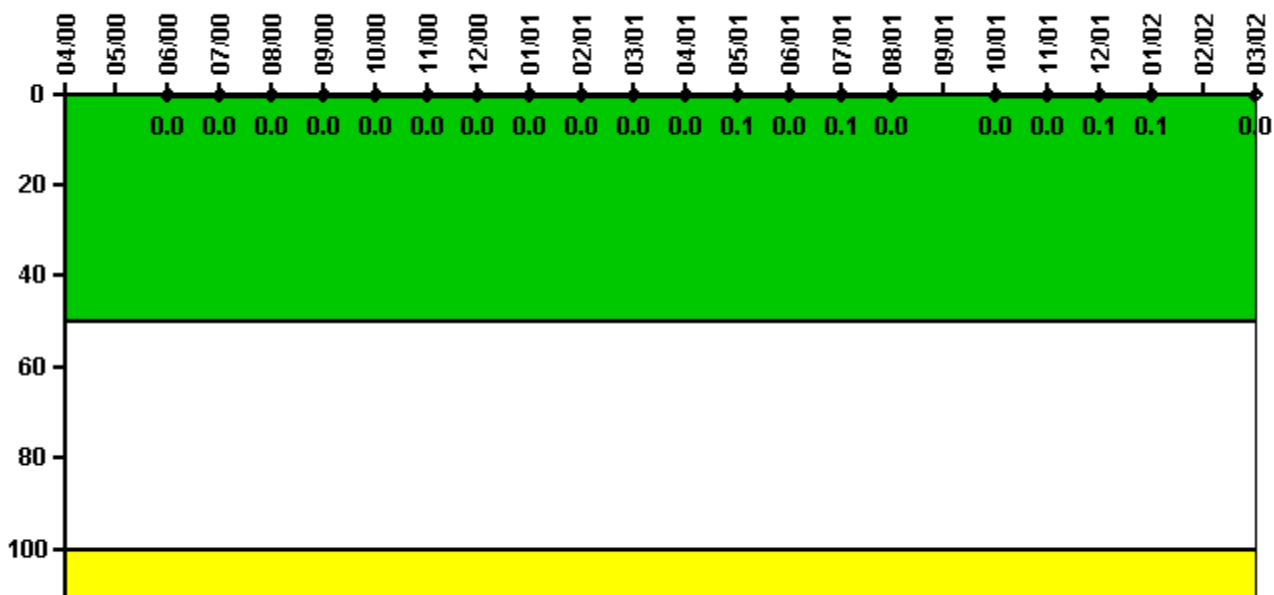
Thresholds: White > 5.0

Notes

Safety System Functional Failures (PWR)	2Q/00	3Q/00	4Q/00	1Q/01	2Q/01	3Q/01	4Q/01	1Q/02
Safety System Functional Failures	0	0	0	1	0	0	0	0
Indicator value	3	1	1	1	1	1	1	0

Licensee Comments: none

Reactor Coolant System Activity



Thresholds: White > 50.0 Yellow > 100.0

Notes

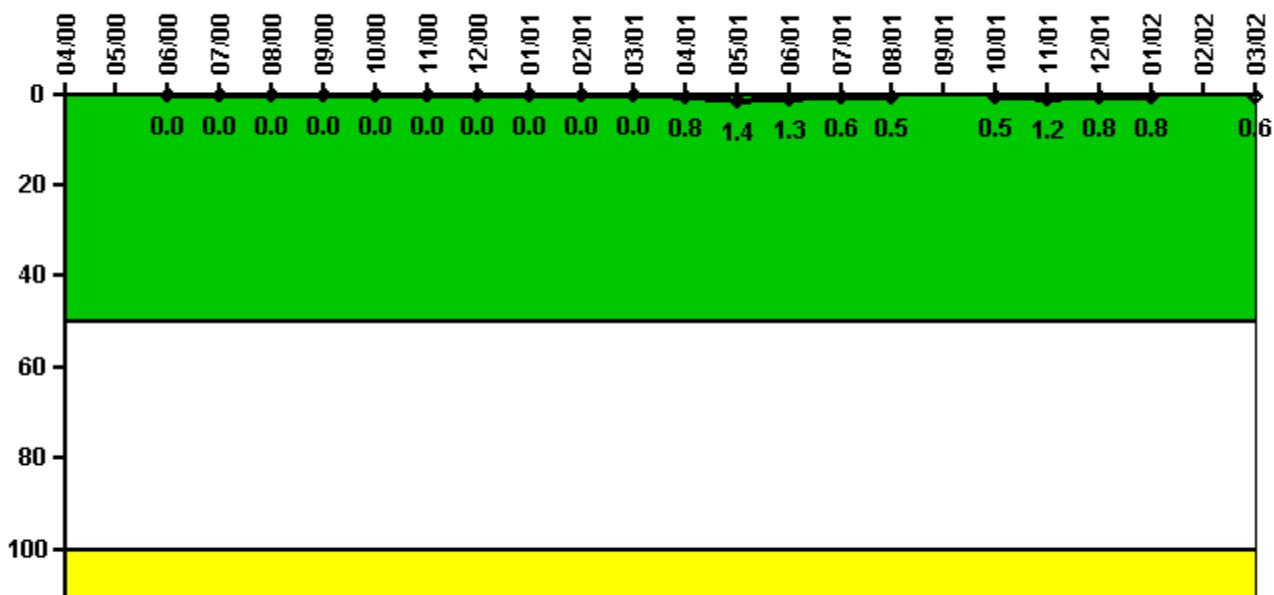
Reactor Coolant System Activity	4/00	5/00	6/00	7/00	8/00	9/00	10/00	11/00	12/00	1/01	2/01	3/01
Maximum activity	N/A	N/A	0.000200	0.000311	0.000337	0.000364	0.000363	0.000386	0.000370	0.000394	0.000414	0.000401
Technical specification limit	1.0	1.0	1.0	1.0	1.0	1.0	1.0	1.0	1.0	1.0	1.0	1.0
Indicator value	N/A	N/A	0	0	0	0	0	0	0	0	0	0

Reactor Coolant System Activity	4/01	5/01	6/01	7/01	8/01	9/01	10/01	11/01	12/01	1/02	2/02	3/02
Maximum activity	0.000407	0.000508	0.000452	0.000677	0.000474	N/A	0.000480	0.000497	0.000515	0.000509	N/A	0.000212
Technical specification limit	1.0	1.0	1.0	1.0	1.0	1.0	1.0	1.0	1.0	1.0	1.0	1.0
Indicator value	0	0.1	0	0.1	0	N/A	0	0	0.1	0.1	N/A	0

Licensee Comments:

3/02: No data to report for February 2002 - Unit entered the month in a refueling outage and commenced power ascension at the end of the month.

Reactor Coolant System Leakage



Thresholds: White > 50.0 Yellow > 100.0

Notes

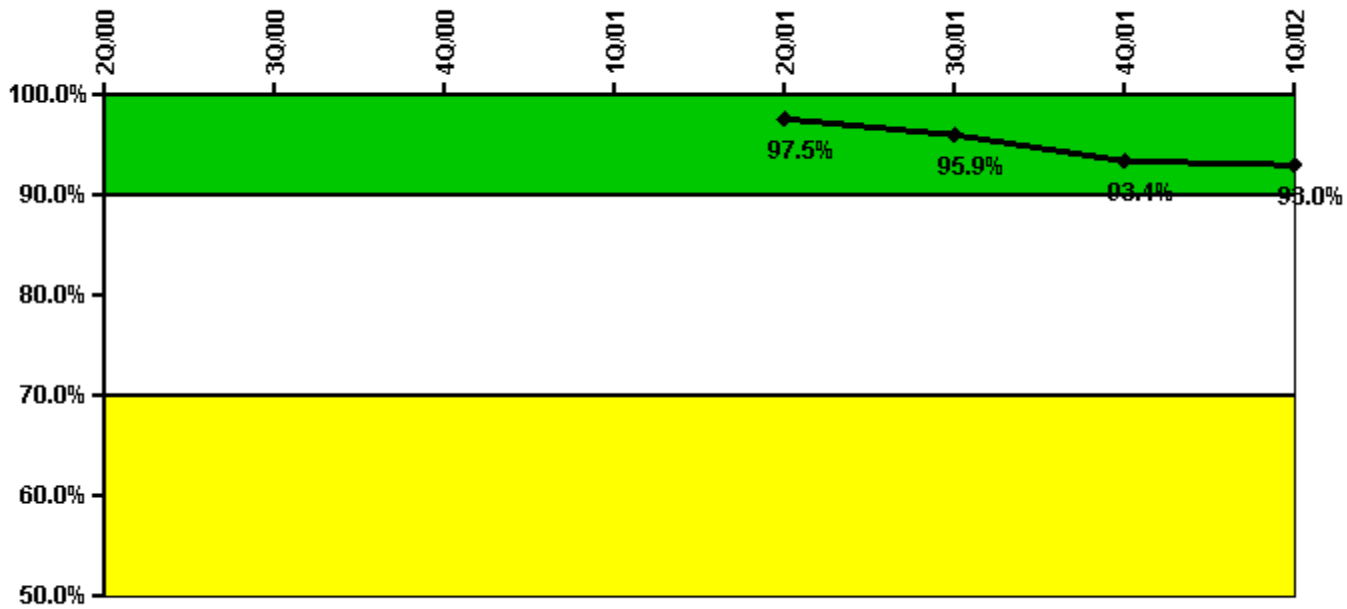
Reactor Coolant System Leakage	4/00	5/00	6/00	7/00	8/00	9/00	10/00	11/00	12/00	1/01	2/01	3/01
Maximum leakage	N/A	N/A	0	0	0	0	0	0	0	0	0	0
Technical specification limit	10.0	10.0	10.0	10.0	10.0	10.0	10.0	10.0	10.0	10.0	10.0	10.0
Indicator value	N/A	N/A	0	0	0	0	0	0	0	0	0	0

Reactor Coolant System Leakage	4/01	5/01	6/01	7/01	8/01	9/01	10/01	11/01	12/01	1/02	2/02	3/02
Maximum leakage	0.090	0.150	0.140	0.070	0.050	N/A	0.050	0.130	0.090	0.085	N/A	0.068
Technical specification limit	11.0	11.0	11.0	11.0	11.0	11.0	11.0	11.0	11.0	11.0	11.0	11.0
Indicator value	0.8	1.4	1.3	0.6	0.5	N/A	0.5	1.2	0.8	0.8	N/A	0.6

Licensee Comments:

3/02: No data to report for February 2002 - Unit entered the month in a refueling outage and commenced power ascension at the end of the month.

Drill/Exercise Performance



Thresholds: White < 90.0% Yellow < 70.0%

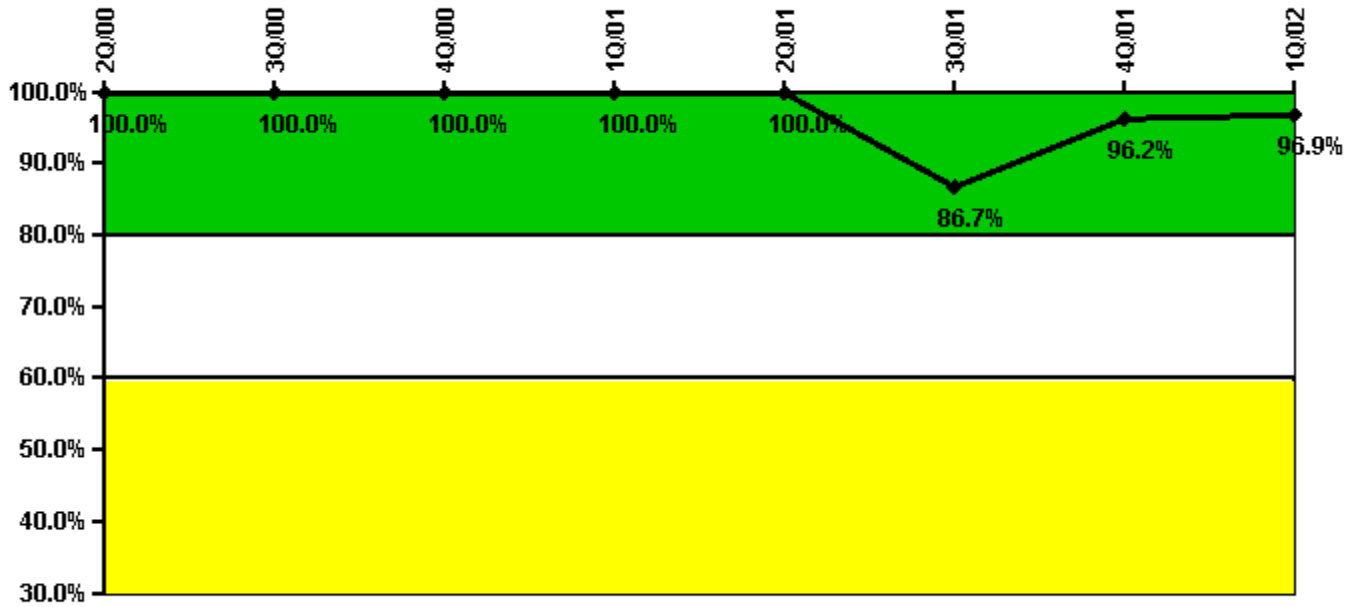
Notes

Drill/Exercise Performance	2Q/00	3Q/00	4Q/00	1Q/01	2Q/01	3Q/01	4Q/01	1Q/02
Successful opportunities	56.0	54.0	24.0	44.0	35.0	69.0	90.0	43.0
Total opportunities	59.0	55.0	26.0	44.0	36.0	76.0	104.0	46.0
Indicator value					97.5%	95.9%	93.4%	93.0%

Licensee Comments:

4Q/01: Change report submitted to include a classification and opportunity that was not previously reported.

ERO Drill Participation



Thresholds: White < 80.0% Yellow < 60.0%

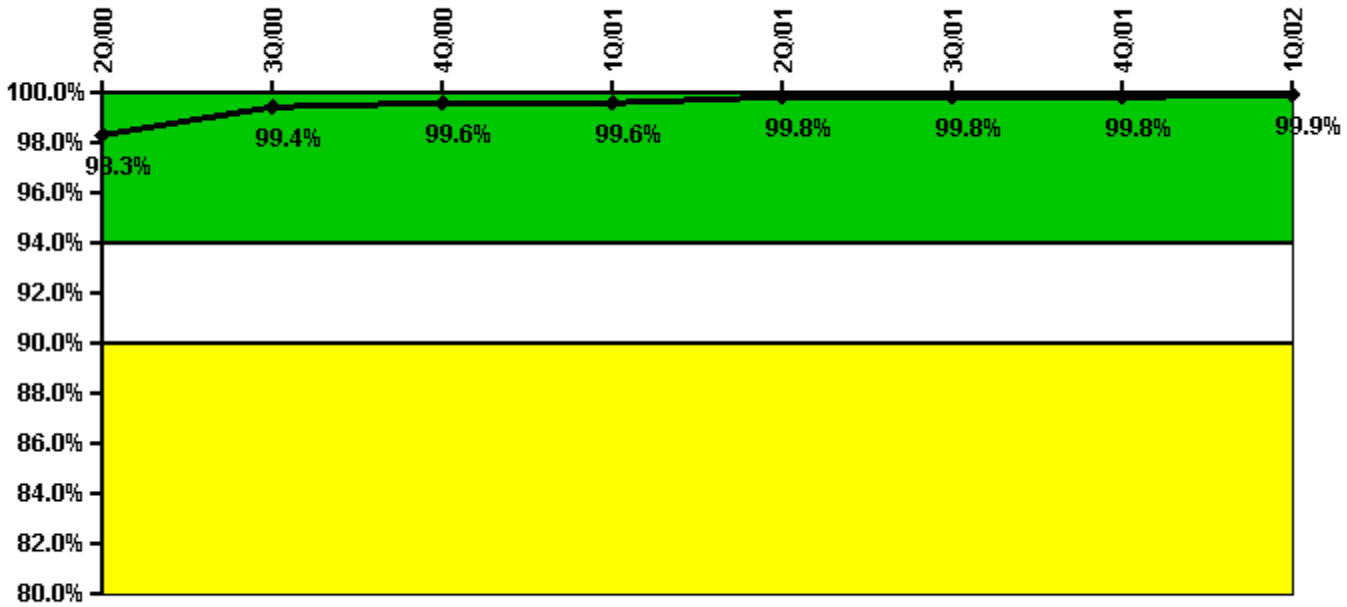
Notes

ERO Drill Participation	2Q/00	3Q/00	4Q/00	1Q/01	2Q/01	3Q/01	4Q/01	1Q/02
Participating Key personnel	46.0	48.0	50.0	54.0	55.0	111.0	125.0	127.0
Total Key personnel	46.0	48.0	50.0	54.0	55.0	128.0	130.0	131.0
Indicator value	100.0%	100.0%	100.0%	100.0%	100.0%	86.7%	96.2%	96.9%

Licensee Comments:

4Q/01: Change report submitted to include 2 individuals participation that was not previously reported.

Alert & Notification System



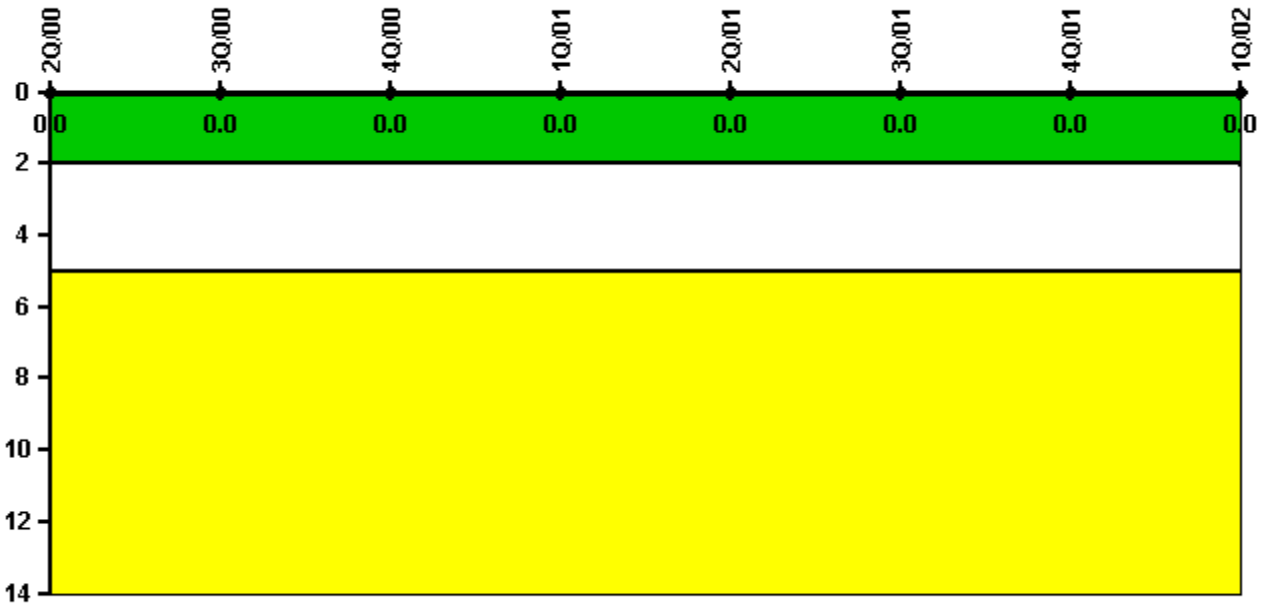
Thresholds: White < 94.0% Yellow < 90.0%

Notes

Alert & Notification System	2Q/00	3Q/00	4Q/00	1Q/01	2Q/01	3Q/01	4Q/01	1Q/02
Successful siren-tests	209	210	209	209	210	210	209	210
Total sirens-tests	210	210	210	210	210	210	210	210
Indicator value	98.3%	99.4%	99.6%	99.6%	99.8%	99.8%	99.8%	99.9%

Licensee Comments: none

Occupational Exposure Control Effectiveness



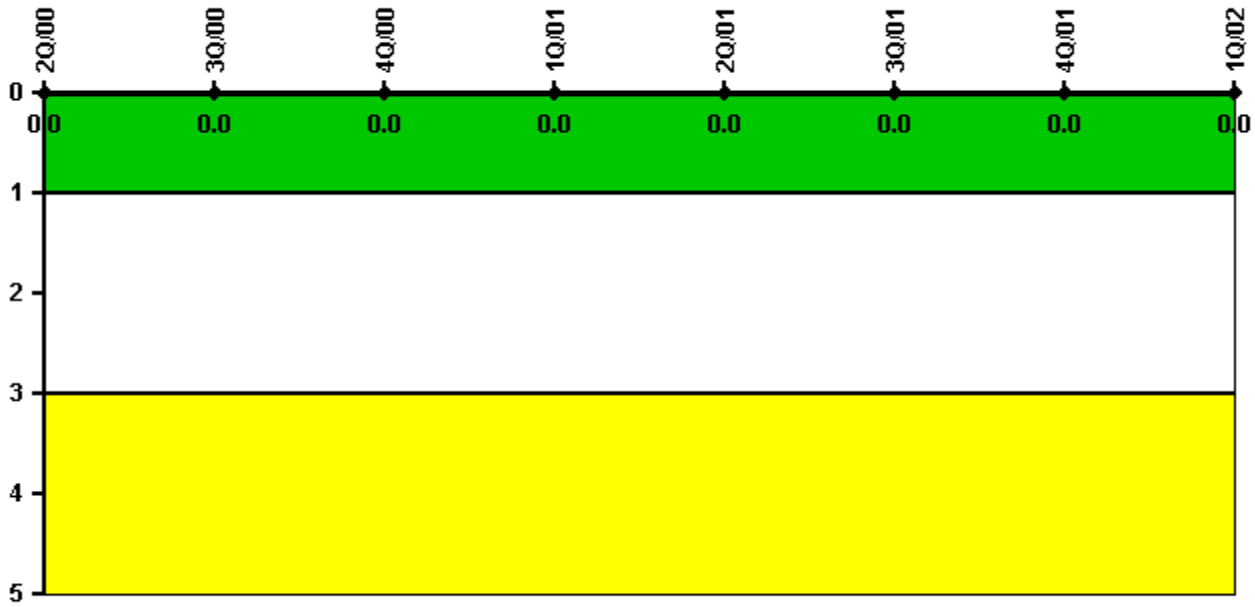
Thresholds: White > 2.0 Yellow > 5.0

Notes

Occupational Exposure Control Effectiveness	2Q/00	3Q/00	4Q/00	1Q/01	2Q/01	3Q/01	4Q/01	1Q/02
High radiation area occurrences	0	0	0	0	0	0	0	0
Very high radiation area occurrences	0	0	0	0	0	0	0	0
Unintended exposure occurrences	0	0	0	0	0	0	0	0
Indicator value	0	0	0	0	0	0	0	0

Licensee Comments: none

RETS/ODCM Radiological Effluent



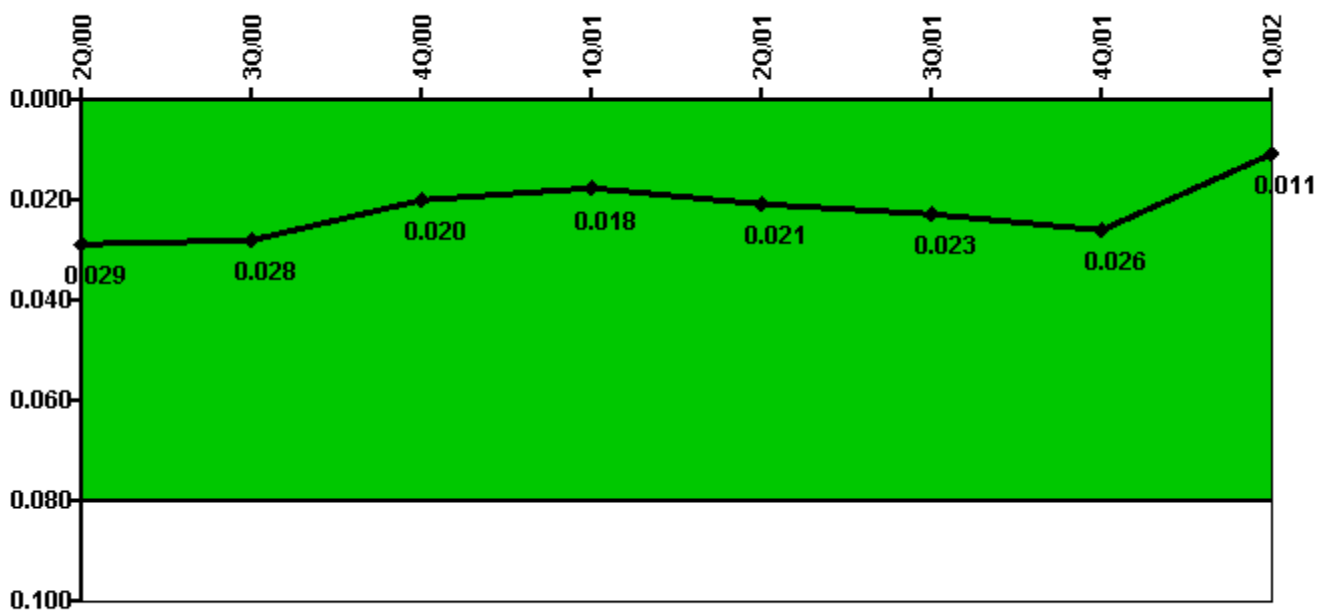
Thresholds: White > 1.0 Yellow > 3.0

Notes

RETS/ODCM Radiological Effluent	2Q/00	3Q/00	4Q/00	1Q/01	2Q/01	3Q/01	4Q/01	1Q/02
RETS/ODCM occurrences	0	0	0	0	0	0	0	0
Indicator value	0	0	0	0	0	0	0	0

Licensee Comments: none

Protected Area Security Performance Index



Thresholds: White > 0.080

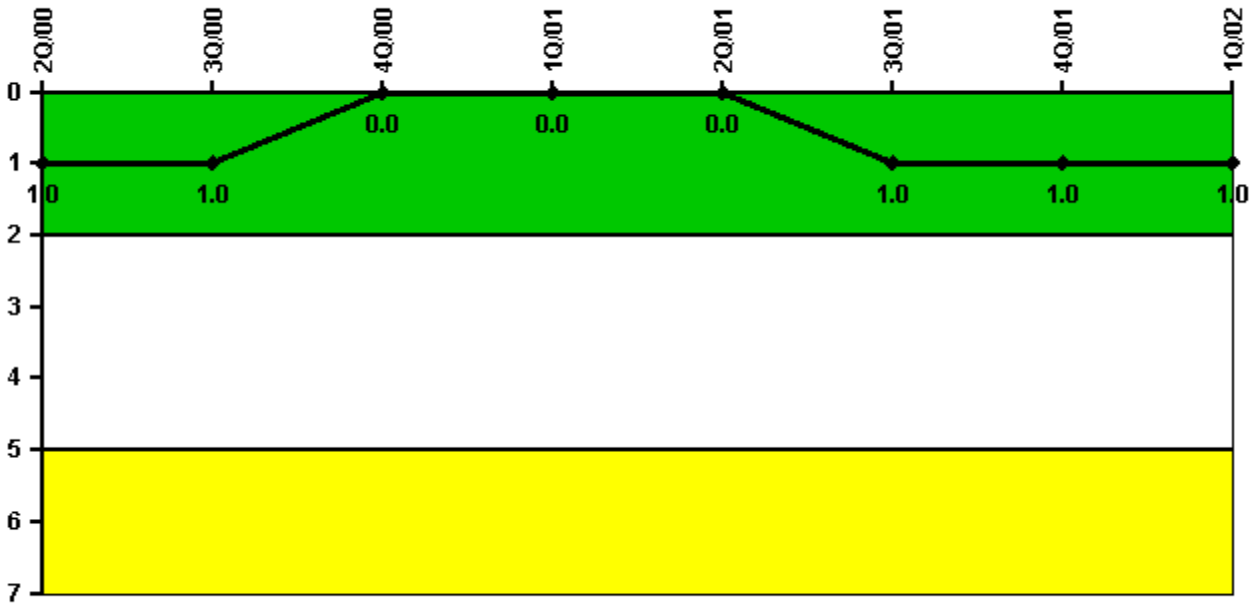
Notes

Protected Area Security Performance Index	2Q/00	3Q/00	4Q/00	1Q/01	2Q/01	3Q/01	4Q/01	1Q/02
IDS compensatory hours	31.80	4.05	40.38	376.40	97.80	49.50	103.70	28.20
CCTV compensatory hours	0	0.1	0	0	0.3	0	0	0
IDS normalization factor	1.40	1.40	1.40	1.40	1.40	1.40	1.40	1.40
CCTV normalization factor	1.0	1.0	1.0	1.0	1.0	1.0	1.0	1.0
Index Value	0.029	0.028	0.020	0.018	0.021	0.023	0.026	0.011

Licensee Comments:

1Q/02: In accordance with NEI 99-02, compensatory hours associated with scheduled equipment upgrades that are being performed and those compensatory hours for configuration issues associated with the equipment upgrades are excluded.

Personnel Screening Program



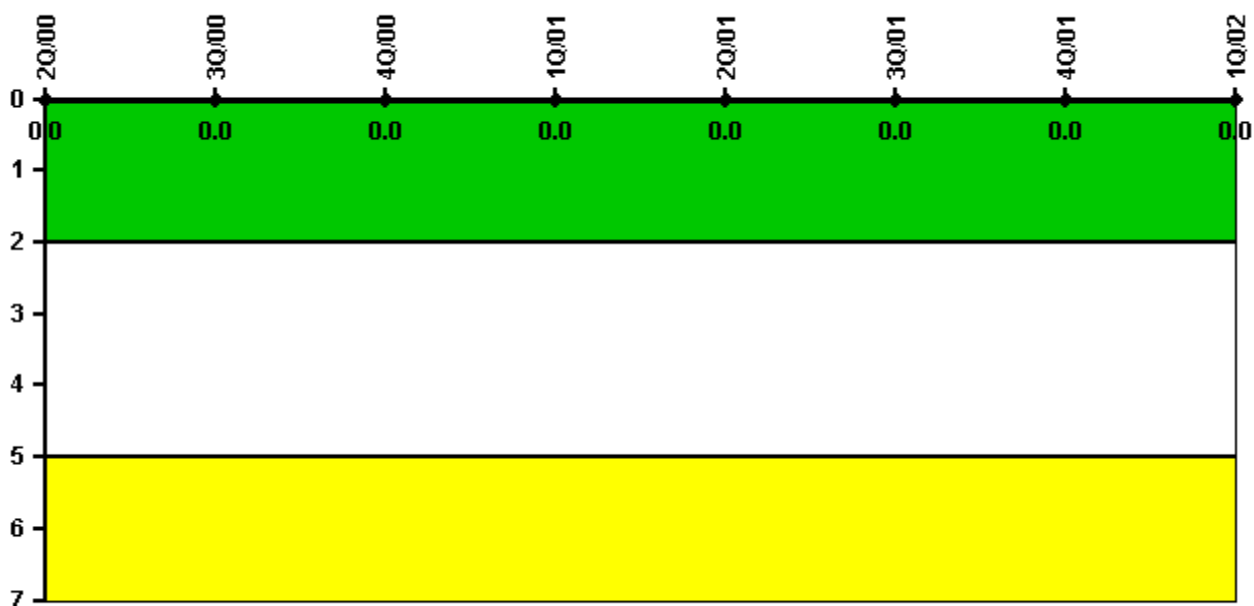
Thresholds: White > 2.0 Yellow > 5.0

Notes

Personnel Screening Program	2Q/00	3Q/00	4Q/00	1Q/01	2Q/01	3Q/01	4Q/01	1Q/02
Program failures	0	0	0	0	0	1	0	0
Indicator value	1	1	0	0	0	1	1	1

Licensee Comments: none

FFD/Personnel Reliability



Thresholds: White > 2.0 Yellow > 5.0

Notes

FFD/Personnel Reliability	2Q/00	3Q/00	4Q/00	1Q/01	2Q/01	3Q/01	4Q/01	1Q/02
Program Failures	0	0	0	0	0	0	0	0
Indicator value	0	0	0	0	0	0	0	0

Licensee Comments: none

▲ [PI Summary](#) | [Inspection Findings Summary](#) | [Reactor Oversight Process](#)

Last Modified: May 1, 2002