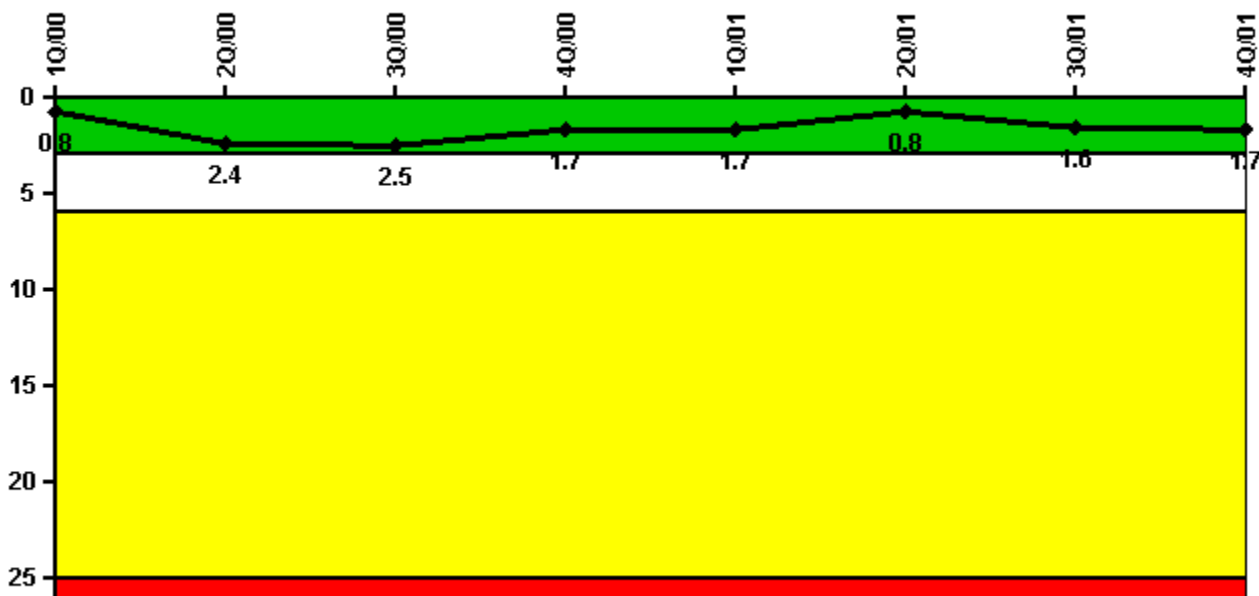


Dresden 3

4Q/2001 Performance Indicators

Licensee's General Comments: none

Unplanned Scrams per 7000 Critical Hrs



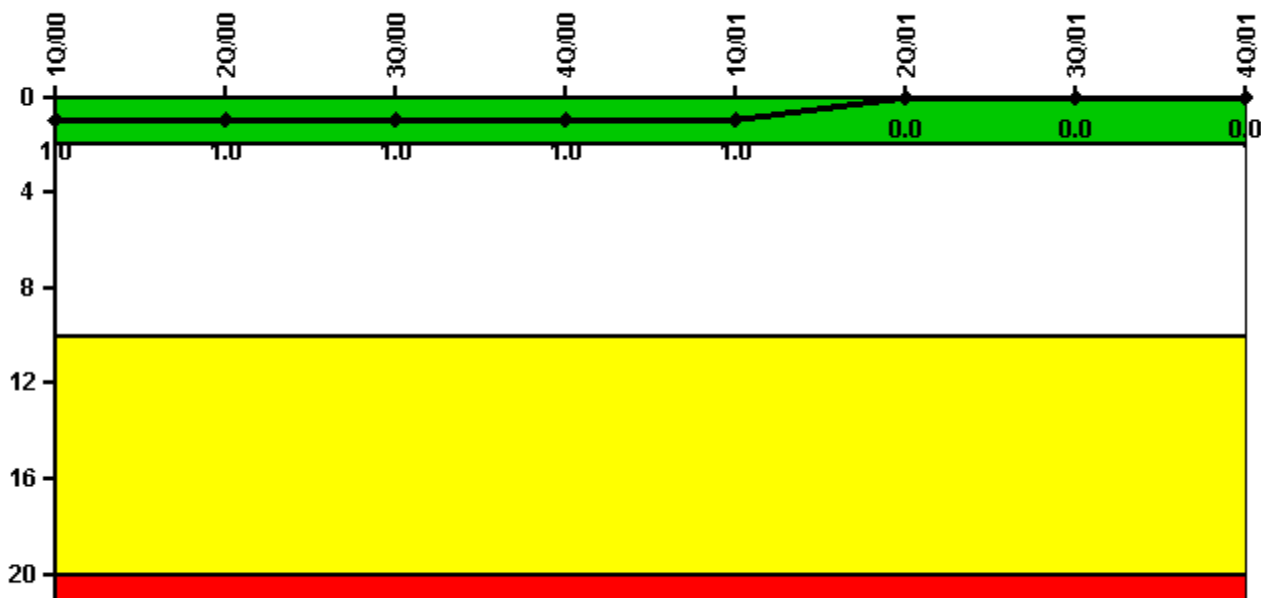
Thresholds: White > 3.0 Yellow > 6.0 Red > 25.0

Notes

Unplanned Scrams per 7000 Critical Hrs	1Q/00	2Q/00	3Q/00	4Q/00	1Q/01	2Q/01	3Q/01	4Q/01
Unplanned scrams	0	2.0	0	0	0	1.0	1.0	0
Critical hours	2184.0	2141.5	1838.8	2164.1	2160.0	2142.6	2136.6	1999.8
Indicator value	0.8	2.4	2.5	1.7	1.7	0.8	1.6	1.7

Licensee Comments: none

Scrams with Loss of Normal Heat Removal



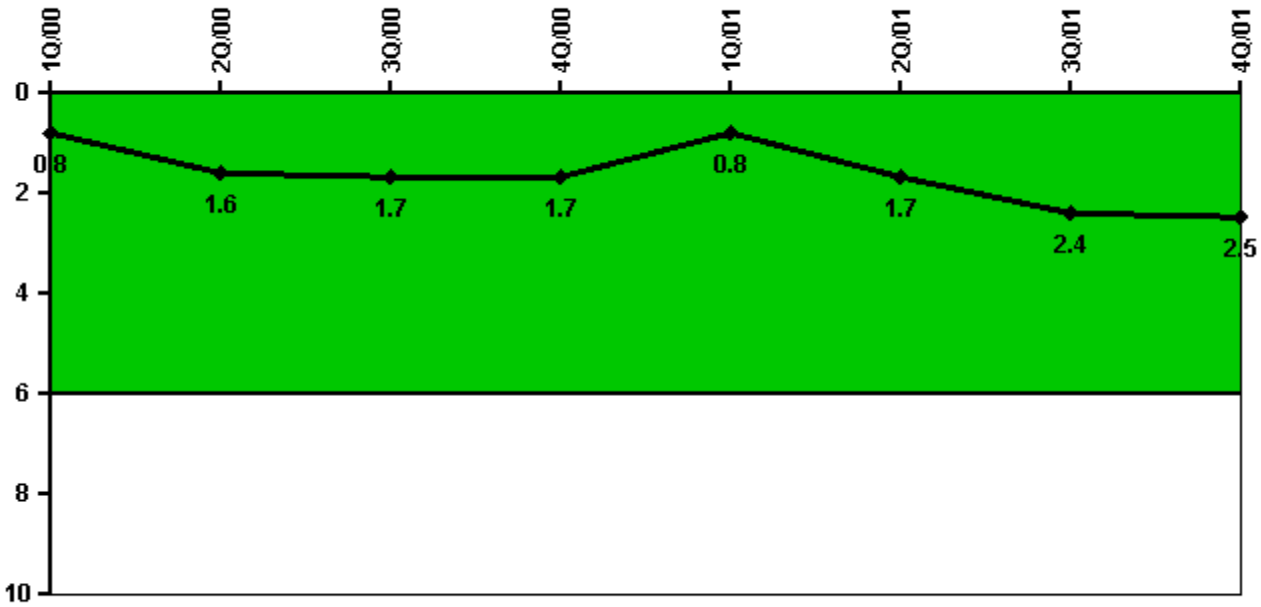
Thresholds: White > 2.0 Yellow > 10.0 Red > 20.0

Notes

Scrams with Loss of Normal Heat Removal	1Q/00	2Q/00	3Q/00	4Q/00	1Q/01	2Q/01	3Q/01	4Q/01
Scrams	0	0	0	0	0	0	0	0
Indicator value	1.0	1.0	1.0	1.0	1.0	0	0	0

Licensee Comments: none

Unplanned Power Changes per 7000 Critical Hrs



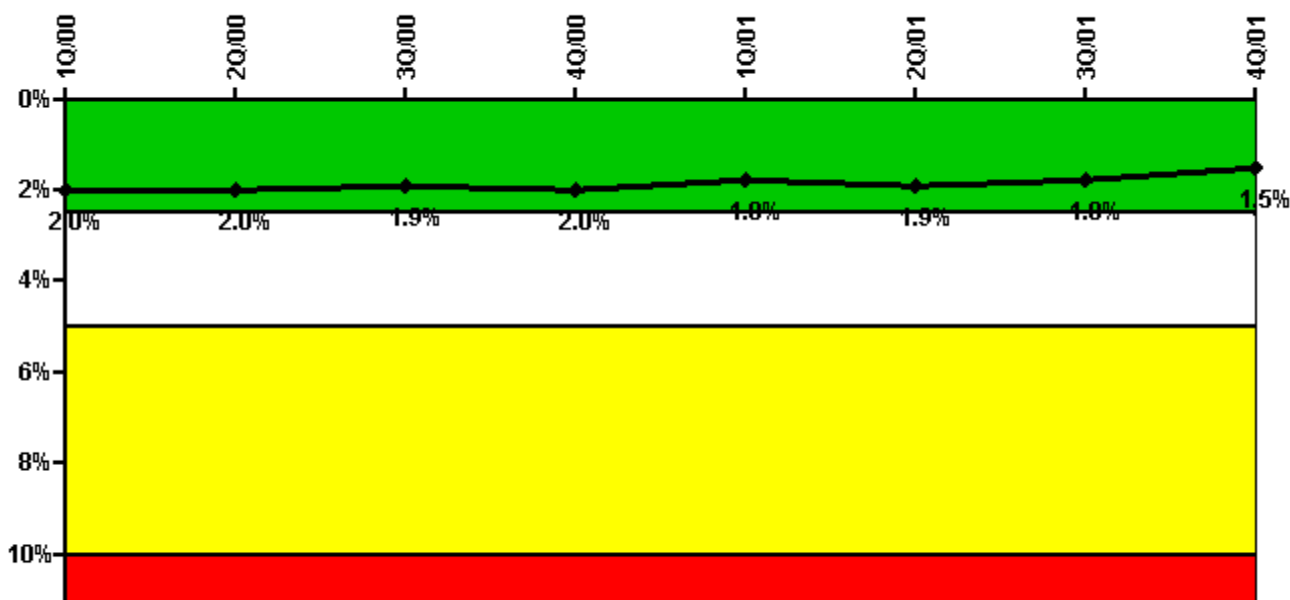
Thresholds: White > 6.0

Notes

Unplanned Power Changes per 7000 Critical Hrs	1Q/00	2Q/00	3Q/00	4Q/00	1Q/01	2Q/01	3Q/01	4Q/01
Unplanned power changes	1.0	1.0	0	0	0	2.0	1.0	0
Critical hours	2184.0	2141.5	1838.8	2164.1	2160.0	2142.6	2136.6	1999.8
Indicator value	0.8	1.6	1.7	1.7	0.8	1.7	2.4	2.5

Licensee Comments: none

Safety System Unavailability, Emergency AC Power



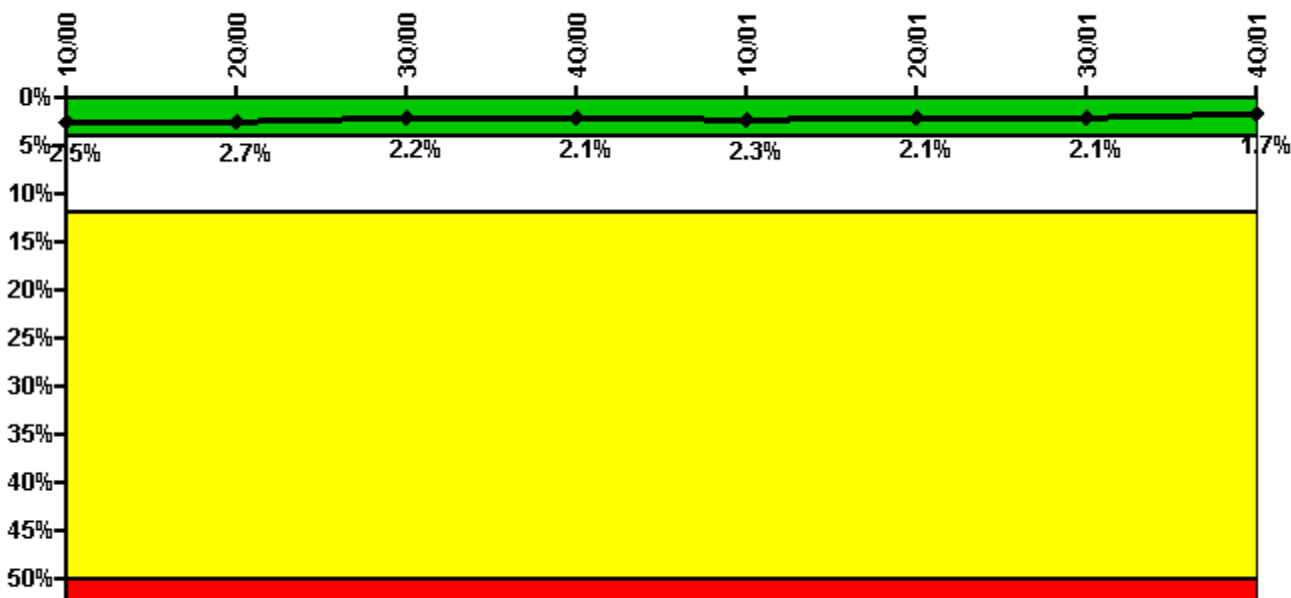
Thresholds: White > 2.5% Yellow > 5.0% Red > 10.0%

Notes

Safety System Unavailability, Emergency AC Power	1Q/00	2Q/00	3Q/00	4Q/00	1Q/01	2Q/01	3Q/01	4Q/01
Train 1								
Planned unavailable hours	151.16	20.95	28.20	21.35	13.02	13.50	8.10	6.90
Unplanned unavailable hours	41.80	0	4.00	0	0	0	0	0
Fault exposure hours	0	0	0	0	0	0	0	0
Effective Reset hours	0	0	0	0	0	0	0	0
Required hours	2184.00	2183.00	2208.00	2209.00	2160.00	2183.00	2208.00	2209.00
Train 2								
Planned unavailable hours	78.41	7.53	16.47	22.37	35.27	71.38	21.17	9.24
Unplanned unavailable hours	0	12.75	0	0	0	2.80	0	0
Fault exposure hours	0	0	0	0	0	0	0	0
Effective Reset hours	0	0	0	0	0	0	0	0
Required hours	2184.00	2183.00	2208.00	2209.00	2160.00	2183.00	2208.00	2209.00
Indicator value	2.0%	2.0%	1.9%	2.0%	1.8%	1.9%	1.8%	1.5%

Licensee Comments: none

Safety System Unavailability, High Pressure Injection System (HPCI)



Thresholds: White > 4.0% Yellow > 12.0% Red > 50.0%

Notes

Safety System Unavailability, High Pressure Injection System (HPCI)	1Q/00	2Q/00	3Q/00	4Q/00	1Q/01	2Q/01	3Q/01	4Q/01
Train 1								
Planned unavailable hours	1.75	124.41	0.20	8.60	73.10	0.28	0.22	0.43
Unplanned unavailable hours	0	0	0	10.17	0	0	65.00	0
Fault exposure hours	0	0	0	0	0	0	0	0
Effective Reset hours	0	0	0	0	0	0	0	0
Required hours	2184.00	2141.48	1838.82	2164.12	2160.00	2142.62	2136.63	1999.80
Indicator value	2.5%	2.7%	2.2%	2.1%	2.3%	2.1%	2.1%	1.7%

Licensee Comments:

4Q/01: Follow up to the third quarter 2001 data submittal; HPCI System operable and available. Root Cause completed. No impact on performance indicator. Region III unresolved items from inspection report remain open.

Safety System Unavailability, Heat Removal System

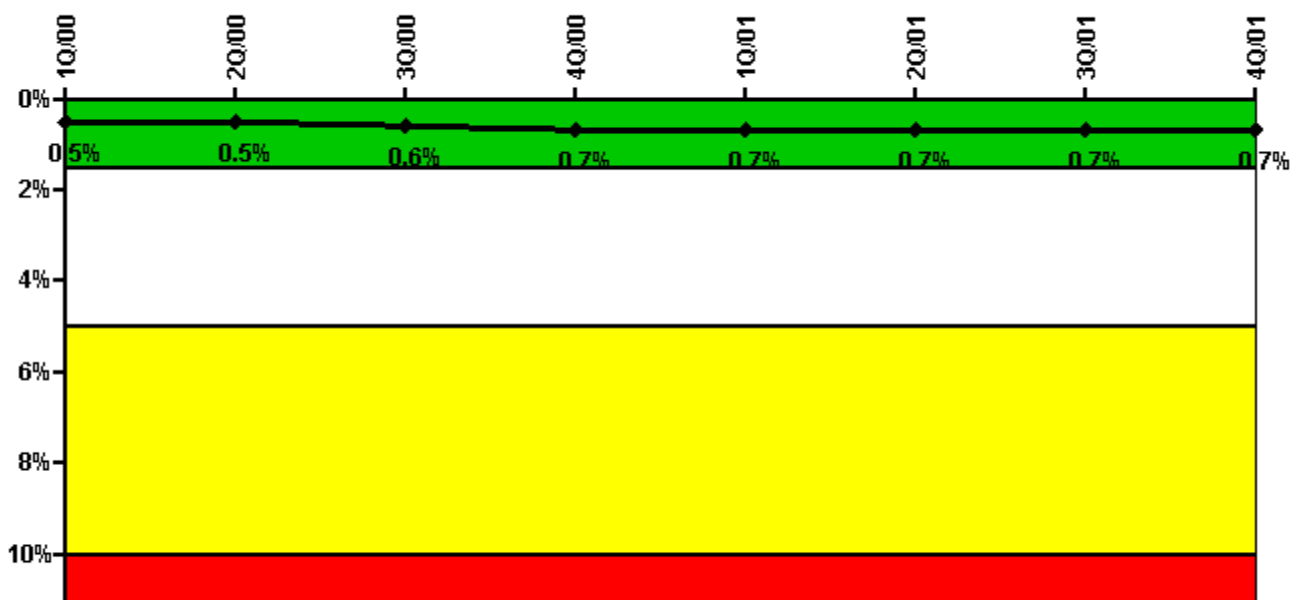
Thresholds
under
development /
review

Notes

Safety System Unavailability, Heat Removal System	1Q/00	2Q/00	3Q/00	4Q/00	1Q/01	2Q/01	3Q/01	4Q/01
Train 1								
Planned unavailable hours	77.30							
Unplanned unavailable hours	0							
Fault exposure hours	0							
Effective Reset hours	0	0	0	0	0	0	0	0
Required hours	2184.00							
Indicator value	2.2%							

Licensee Comments: none

Safety System Unavailability, Residual Heat Removal System



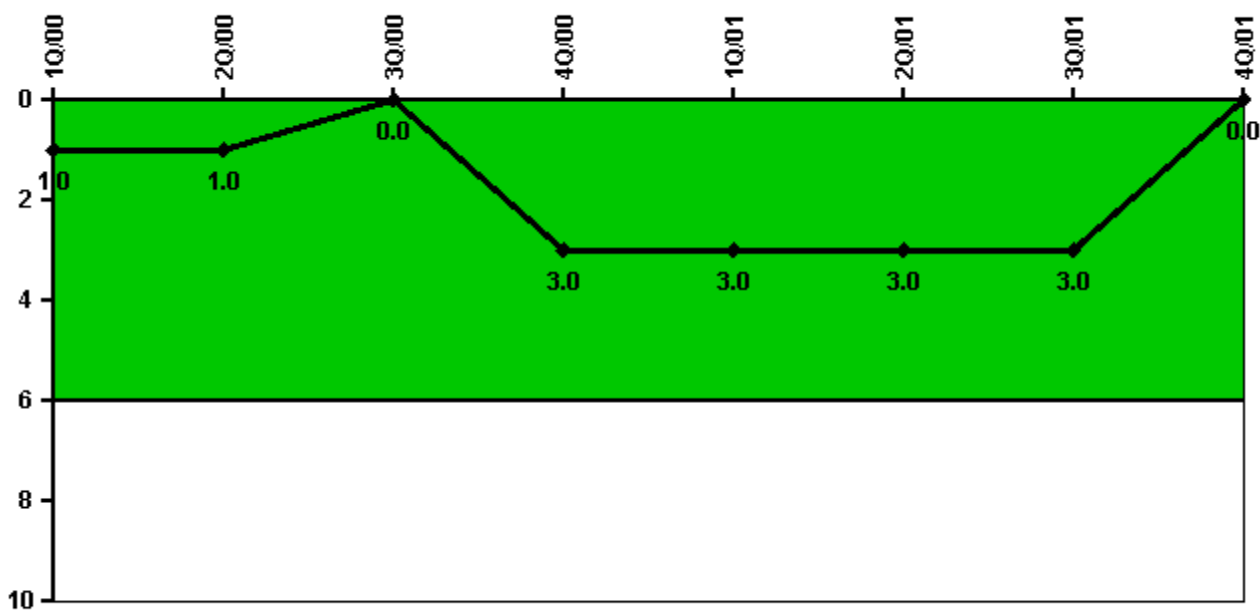
Thresholds: White > 1.5% Yellow > 5.0% Red > 10.0%

Notes

Safety System Unavailability, Residual Heat Removal System	1Q/00	2Q/00	3Q/00	4Q/00	1Q/01	2Q/01	3Q/01	4Q/01
Train 1								
Planned unavailable hours	82.12	0.18	53.47	56.73	0.90	0	30.83	0
Unplanned unavailable hours	0	0	0	27.23	0	0	0	0
Fault exposure hours	0	0	0	0	0	0	0	0
Effective Reset hours	0	0	0	0	0	0	0	0
Required hours	2184.00	2183.00	2208.00	2209.00	2160.00	2183.00	2208.00	2209.00
Train 2								
Planned unavailable hours	133.03	38.37	25.57	4.62	44.67	0	0	0
Unplanned unavailable hours	0	0	0	19.00	0	0	0	0
Fault exposure hours	0	0	0	0	0	0	0	0
Effective Reset hours	0	0	0	0	0	0	0	0
Required hours	2184.00	2183.00	2208.00	2209.00	2160.00	2183.00	2208.00	2209.00
Train 3								
Planned unavailable hours	0	0	2.57	0	0	0	0	0
Unplanned unavailable hours	0	0	0	0	0	0	0	0
Fault exposure hours	0	0	0	0	0	0	0	0
Effective Reset hours	0	0	0	0	0	0	0	0
Required hours	2184.00	2183.00	2208.00	2209.00	2160.00	2183.00	2208.00	2209.00
Train 4								
Planned unavailable hours	0	0	2.57	0	0	0	0	0
Unplanned unavailable hours	0	0	0	0	0	0	0	0
Fault exposure hours	0	0	0	0	0	0	0	0
Effective Reset hours	0	0	0	0	0	0	0	0
Required hours	2184.00	2183.00	2208.00	2209.00	2160.00	2183.00	2208.00	2209.00
Indicator value	0.5%	0.5%	0.6%	0.7%	0.7%	0.7%	0.7%	0.7%

Licensee Comments: none

Safety System Functional Failures (BWR)



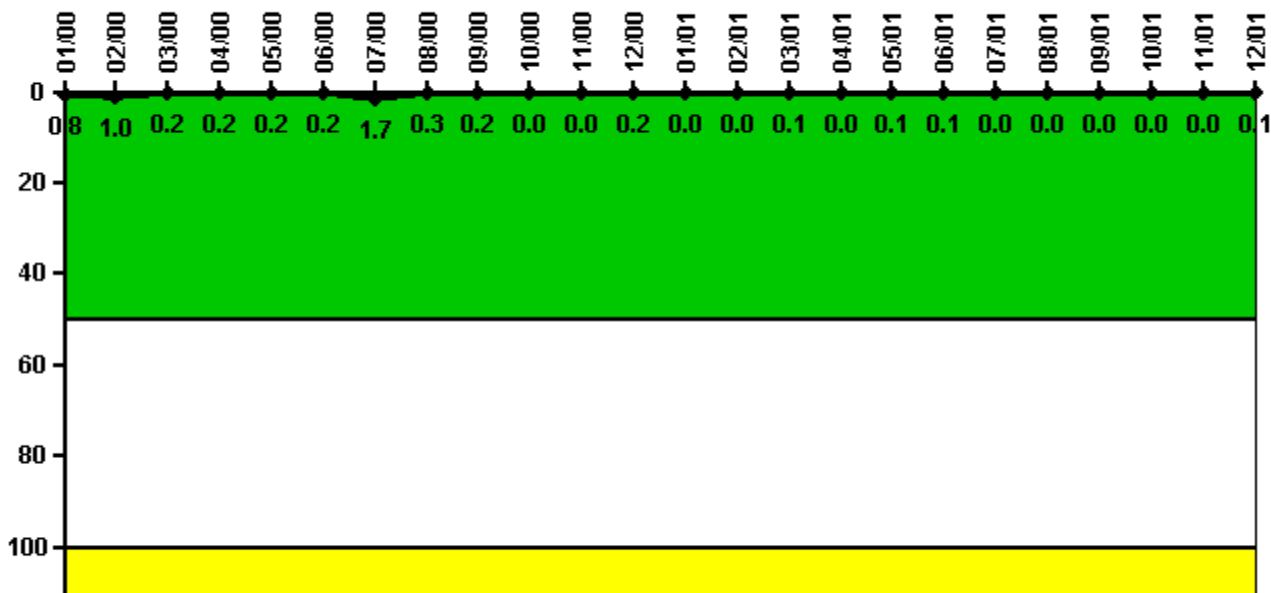
Thresholds: White > 6.0

Notes

Safety System Functional Failures (BWR)	1Q/00	2Q/00	3Q/00	4Q/00	1Q/01	2Q/01	3Q/01	4Q/01
Safety System Functional Failures	0	0	0	3	0	0	0	0
Indicator value	1	1	0	3	3	3	3	0

Licensee Comments: none

Reactor Coolant System Activity



Thresholds: White > 50.0 Yellow > 100.0

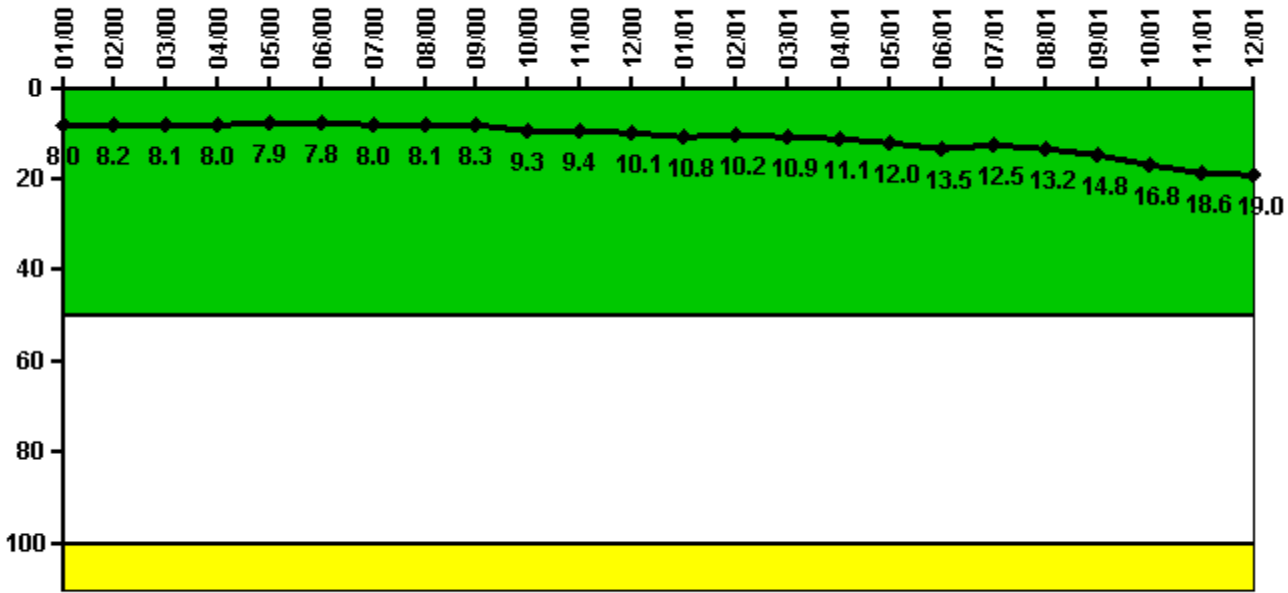
Notes

Reactor Coolant System Activity	1/00	2/00	3/00	4/00	5/00	6/00	7/00	8/00	9/00	10/00	11/00	12/00
Maximum activity	0.001590	0.002070	0.000412	0.000402	0.000411	0.000447	0.003460	0.000530	0.000398	0.000091	0.000095	0.000328
Technical specification limit	0.2	0.2	0.2	0.2	0.2	0.2	0.2	0.2	0.2	0.2	0.2	0.2
Indicator value	0.8	1.0	0.2	0.2	0.2	0.2	1.7	0.3	0.2	0	0	0.2

Reactor Coolant System Activity	1/01	2/01	3/01	4/01	5/01	6/01	7/01	8/01	9/01	10/01	11/01	12/01
Maximum activity	0.000080	0.000071	0.000187	0.000055	0.000167	0.000119	0.000057	0.000066	0.000058	0.000047	0.000073	0.000216
Technical specification limit	0.2	0.2	0.2	0.2	0.2	0.2	0.2	0.2	0.2	0.2	0.2	0.2
Indicator value	0	0	0.1	0	0.1	0.1	0	0	0	0	0	0.1

Licensee Comments: none

Reactor Coolant System Leakage



Thresholds: White > 50.0 Yellow > 100.0

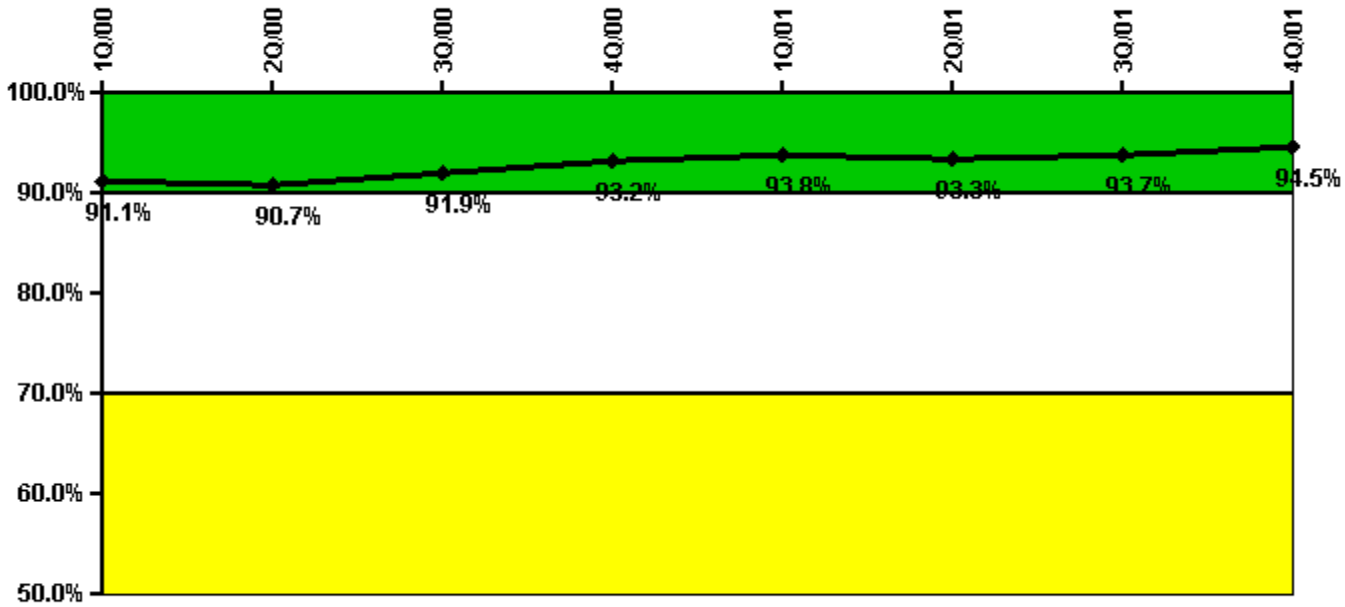
Notes

Reactor Coolant System Leakage	1/00	2/00	3/00	4/00	5/00	6/00	7/00	8/00	9/00	10/00	11/00	12/00
Maximum leakage	2.003	2.050	2.018	2.000	1.970	1.947	1.988	2.013	2.065	2.328	2.345	2.523
Technical specification limit	25.0	25.0	25.0	25.0	25.0	25.0	25.0	25.0	25.0	25.0	25.0	25.0
Indicator value	8.0	8.2	8.1	8.0	7.9	7.8	8.0	8.1	8.3	9.3	9.4	10.1

Reactor Coolant System Leakage	1/01	2/01	3/01	4/01	5/01	6/01	7/01	8/01	9/01	10/01	11/01	12/01
Maximum leakage	2.710	2.558	2.720	2.778	2.992	3.365	3.130	3.293	3.695	4.203	4.660	4.752
Technical specification limit	25.0	25.0	25.0	25.0	25.0	25.0	25.0	25.0	25.0	25.0	25.0	25.0
Indicator value	10.8	10.2	10.9	11.1	12.0	13.5	12.5	13.2	14.8	16.8	18.6	19.0

Licensee Comments: none

Drill/Exercise Performance



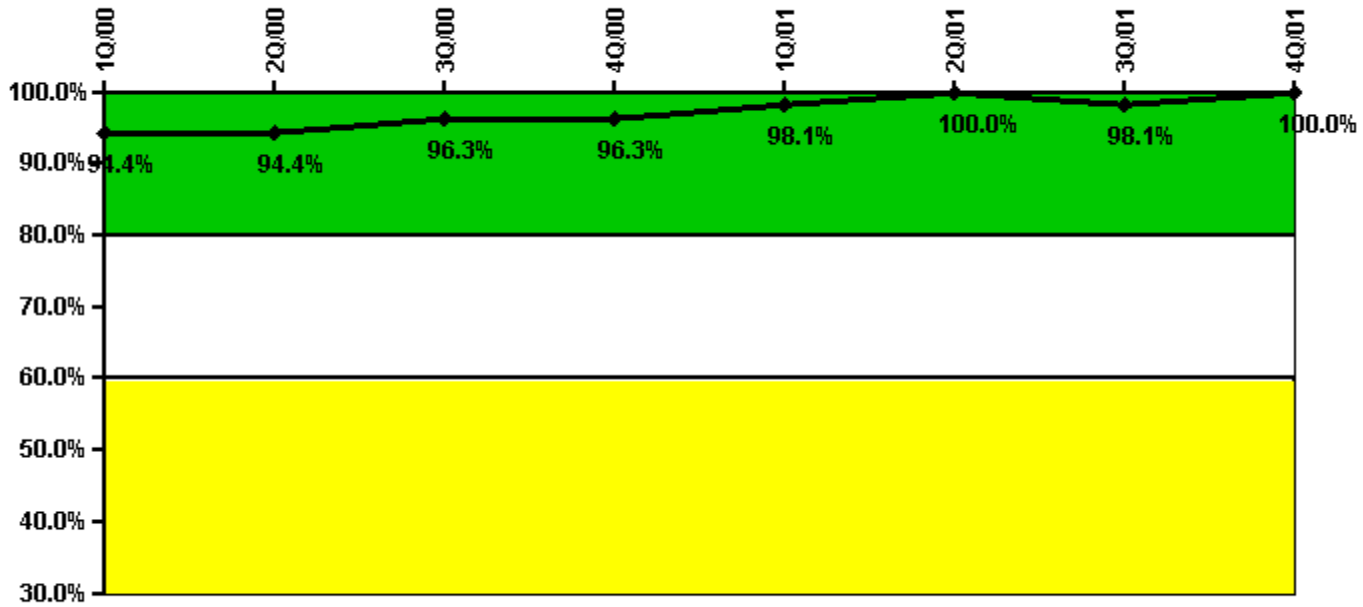
Thresholds: White < 90.0% Yellow < 70.0%

Notes

Drill/Exercise Performance	1Q/00	2Q/00	3Q/00	4Q/00	1Q/01	2Q/01	3Q/01	4Q/01
Successful opportunities	6.0	14.0	85.0	61.0	33.0	12.0	5.0	43.0
Total opportunities	6.0	16.0	90.0	62.0	34.0	14.0	6.0	46.0
Indicator value	91.1%	90.7%	91.9%	93.2%	93.8%	93.3%	93.7%	94.5%

Licensee Comments: none

ERO Drill Participation



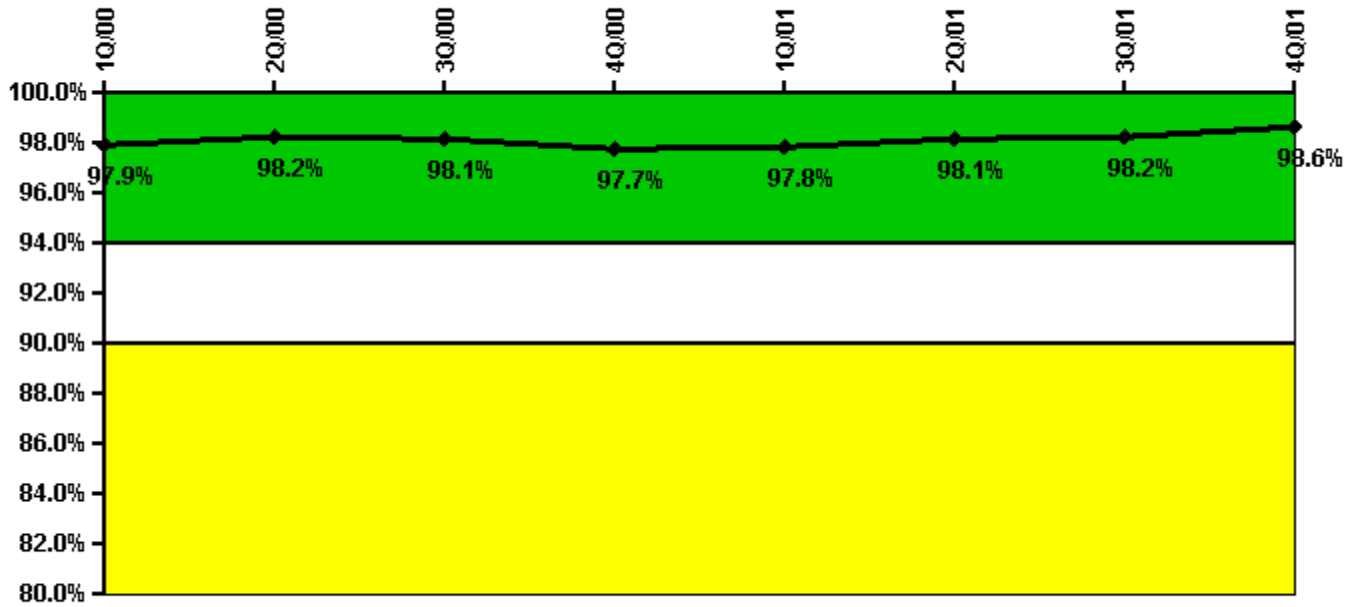
Thresholds: White < 80.0% Yellow < 60.0%

Notes

ERO Drill Participation	1Q/00	2Q/00	3Q/00	4Q/00	1Q/01	2Q/01	3Q/01	4Q/01
Participating Key personnel	51.0	51.0	52.0	52.0	52.0	52.0	51.0	45.0
Total Key personnel	54.0	54.0	54.0	54.0	53.0	52.0	52.0	45.0
Indicator value	94.4%	94.4%	96.3%	96.3%	98.1%	100.0%	98.1%	100.0%

Licensee Comments: none

Alert & Notification System



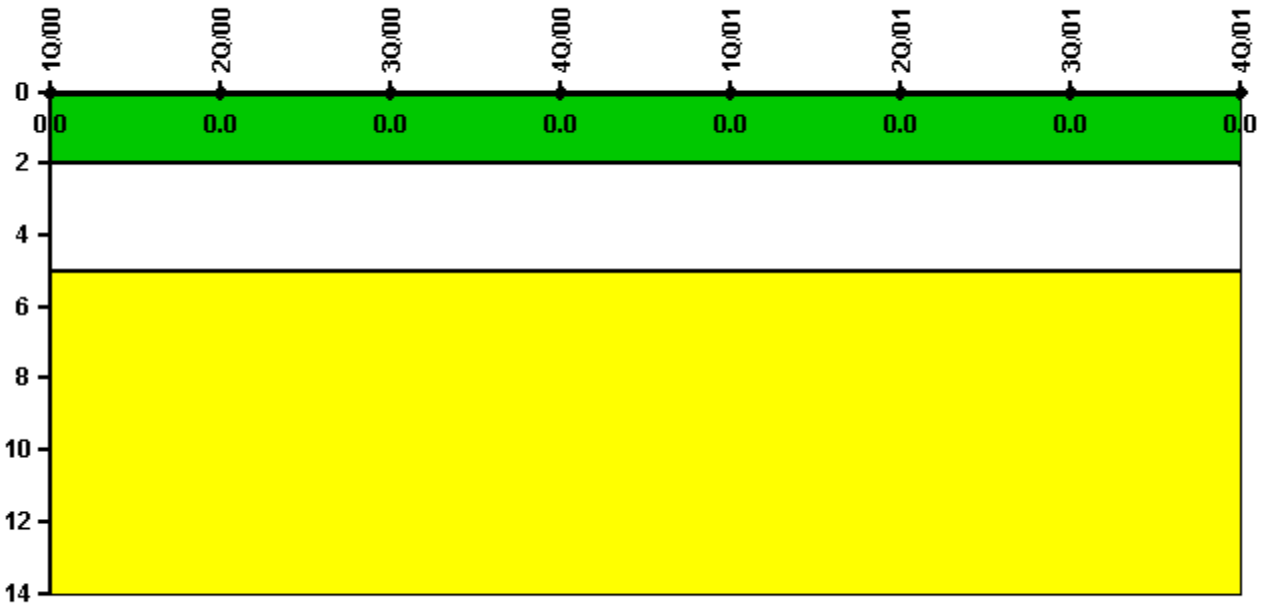
Thresholds: White < 94.0% Yellow < 90.0%

Notes

Alert & Notification System	1Q/00	2Q/00	3Q/00	4Q/00	1Q/01	2Q/01	3Q/01	4Q/01
Successful siren-tests	4960	4903	4864	4877	4979	4971	4887	4943
Total sirens-tests	5056	5056	4977	4977	5056	5056	4977	4977
Indicator value	97.9%	98.2%	98.1%	97.7%	97.8%	98.1%	98.2%	98.6%

Licensee Comments: none

Occupational Exposure Control Effectiveness



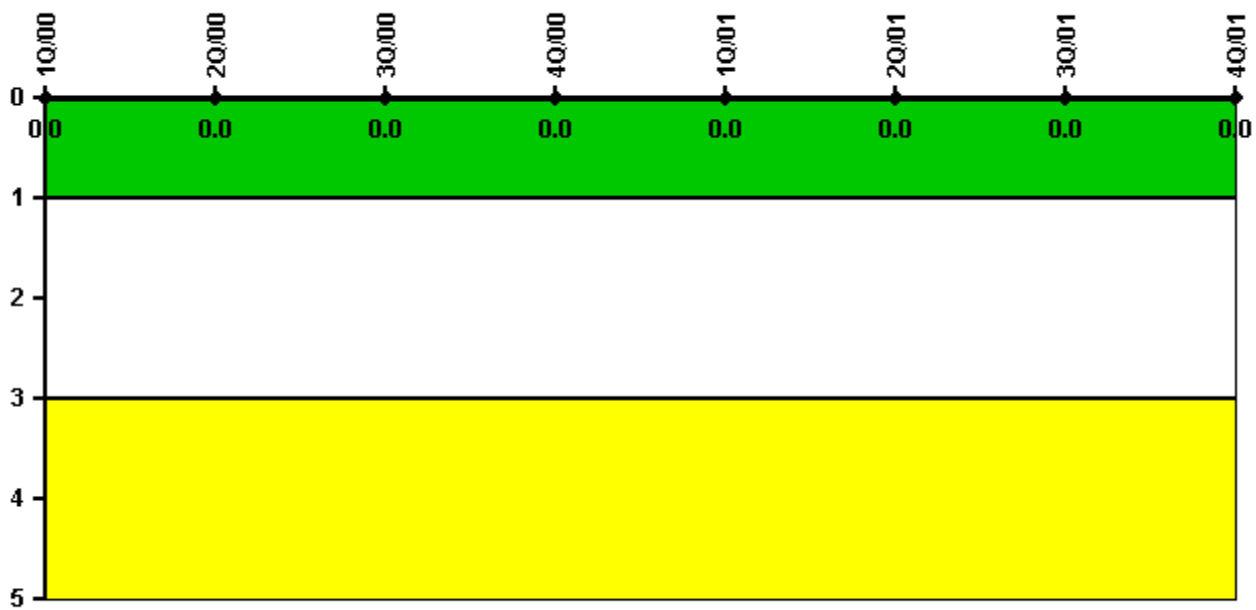
Thresholds: White > 2.0 Yellow > 5.0

Notes

Occupational Exposure Control Effectiveness	1Q/00	2Q/00	3Q/00	4Q/00	1Q/01	2Q/01	3Q/01	4Q/01
High radiation area occurrences	0	0	0	0	0	0	0	0
Very high radiation area occurrences	0	0	0	0	0	0	0	0
Unintended exposure occurrences	0	0	0	0	0	0	0	0
Indicator value	0	0	0	0	0	0	0	0

Licensee Comments: none

RETS/ODCM Radiological Effluent



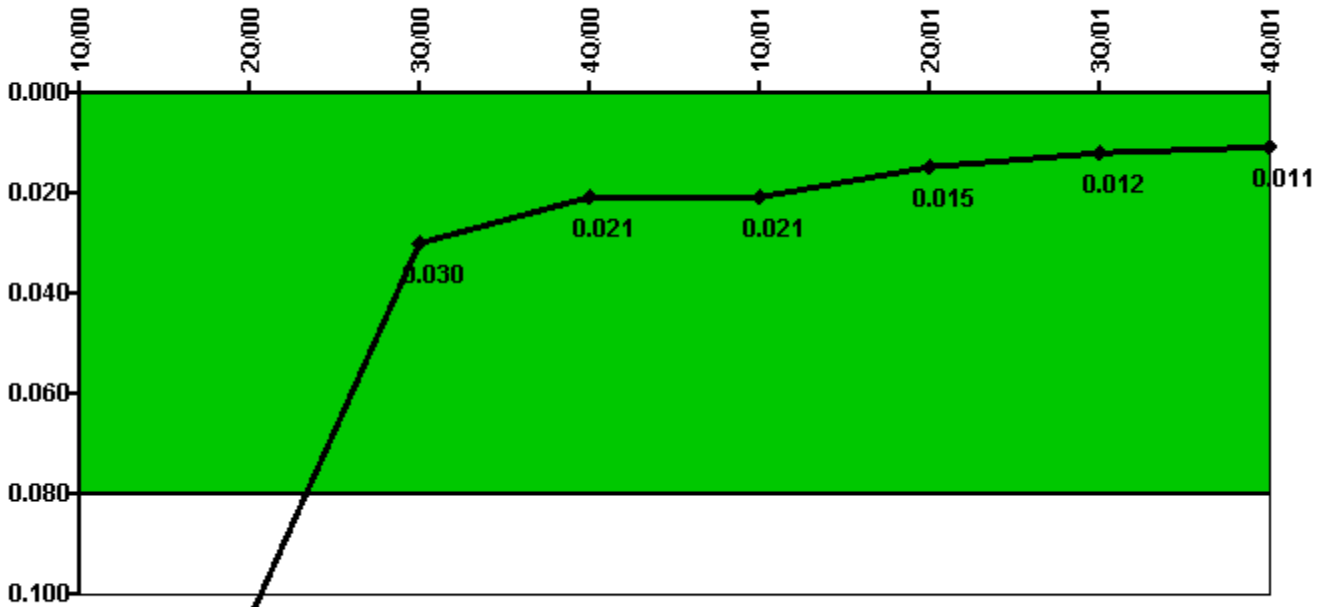
Thresholds: White > 1.0 Yellow > 3.0

Notes

RETS/ODCM Radiological Effluent	1Q/00	2Q/00	3Q/00	4Q/00	1Q/01	2Q/01	3Q/01	4Q/01
RETS/ODCM occurrences	0	0	0	0	0	0	0	0
Indicator value	0	0	0	0	0	0	0	0

Licensee Comments: none

Protected Area Security Performance Index



Thresholds: White > 0.080

Notes

Protected Area Security Performance Index	1Q/00	2Q/00	3Q/00	4Q/00	1Q/01	2Q/01	3Q/01	4Q/01
IDS compensatory hours	14.80	178.10	20.18	2.17	0	127.63	39.79	1.13
CCTV compensatory hours	0	93.3	72.7	32.3	19.0	31.9	4.9	14.3
IDS normalization factor	1.30	1.30	1.30	1.30	1.30	1.30	1.30	1.30
CCTV normalization factor	1.0	1.0	1.0	1.0	1.0	1.0	1.0	1.0
Index Value	0.139	0.105	0.030	0.021	0.021	0.015	0.012	0.011

Licensee Comments: none

Personnel Screening Program



Thresholds: White > 2.0 Yellow > 5.0

Notes

Personnel Screening Program	1Q/00	2Q/00	3Q/00	4Q/00	1Q/01	2Q/01	3Q/01	4Q/01
Program failures	0	0	0	0	0	0	0	0
Indicator value	0	0	0	0	0	0	0	0

Licensee Comments: none

FFD/Personnel Reliability



Thresholds: White > 2.0 Yellow > 5.0

Notes

FFD/Personnel Reliability	1Q/00	2Q/00	3Q/00	4Q/00	1Q/01	2Q/01	3Q/01	4Q/01
Program Failures	0	0	0	0	0	0	0	0
Indicator value	0	0	0	0	0	0	0	0

Licensee Comments: none

▲ [PI Summary](#) | [Inspection Findings Summary](#) | [Action Matrix Summary](#) | [Reactor Oversight Process](#)

Last Modified: March 15, 2002