

### Davis-Besse

#### 3Q/2001 Performance Indicators

Licensee's General Comments: none

#### Unplanned Scrams per 7000 Critical Hrs



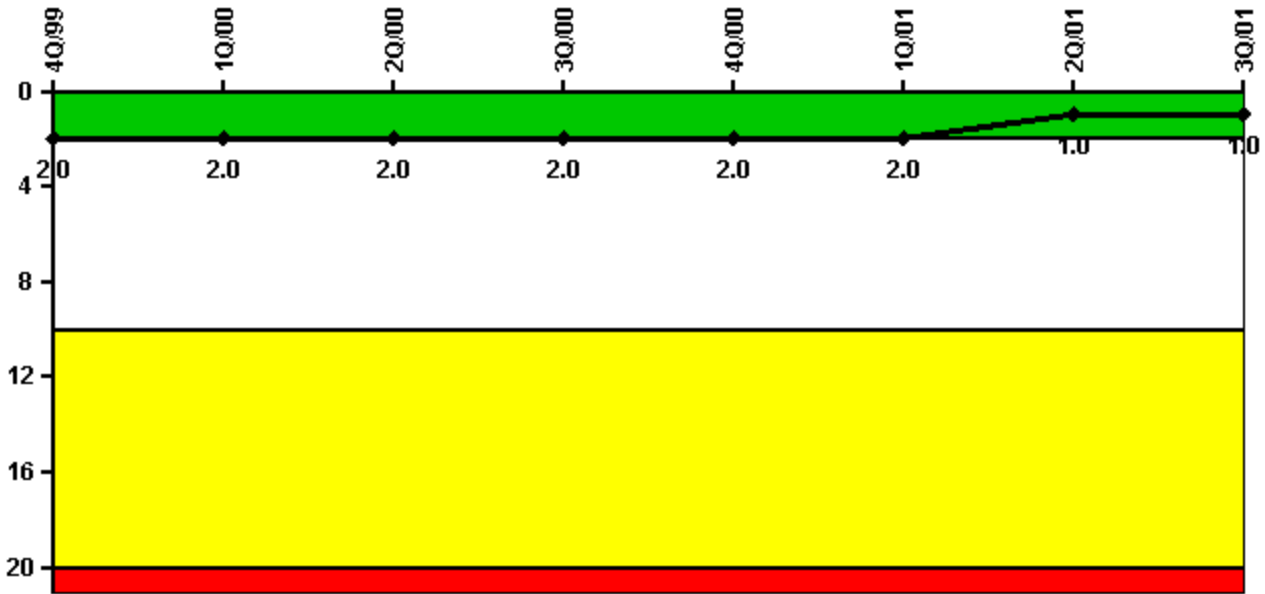
Thresholds: White > 3.0 Yellow > 6.0 Red > 25.0

#### Notes

Unplanned Scrams per 7000 Critical Hrs	4Q/99	1Q/00	2Q/00	3Q/00	4Q/00	1Q/01	2Q/01	3Q/01
Unplanned scrams	0	0	0	0	0	0	0	0
Critical hours	2209.0	2184.0	1067.6	2208.0	2209.0	2160.0	2183.0	2208.0
Indicator value	0	0	0	0	0	0	0	0

Licensee Comments: none

### Scrams with Loss of Normal Heat Removal



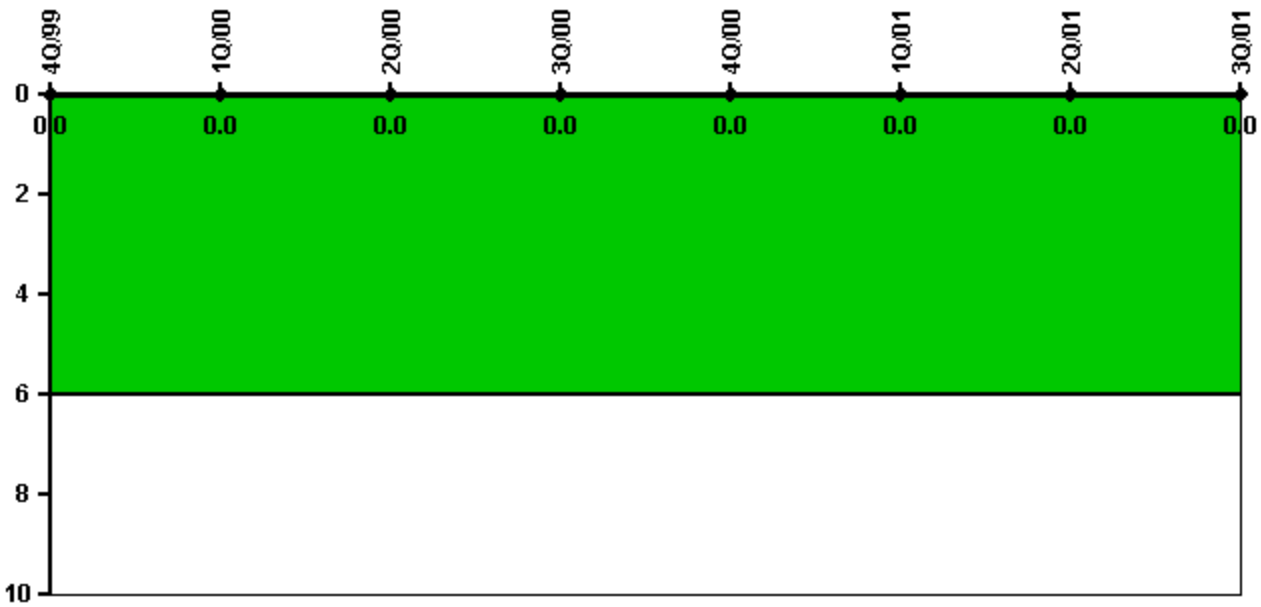
Thresholds: White > 2.0 Yellow > 10.0 Red > 20.0

#### Notes

Scrams with Loss of Normal Heat Removal	4Q/99	1Q/00	2Q/00	3Q/00	4Q/00	1Q/01	2Q/01	3Q/01
Scrams	0	0	0	0	0	0	0	0
Indicator value	2.0	2.0	2.0	2.0	2.0	2.0	1.0	1.0

Licensee Comments: none

### Unplanned Power Changes per 7000 Critical Hrs



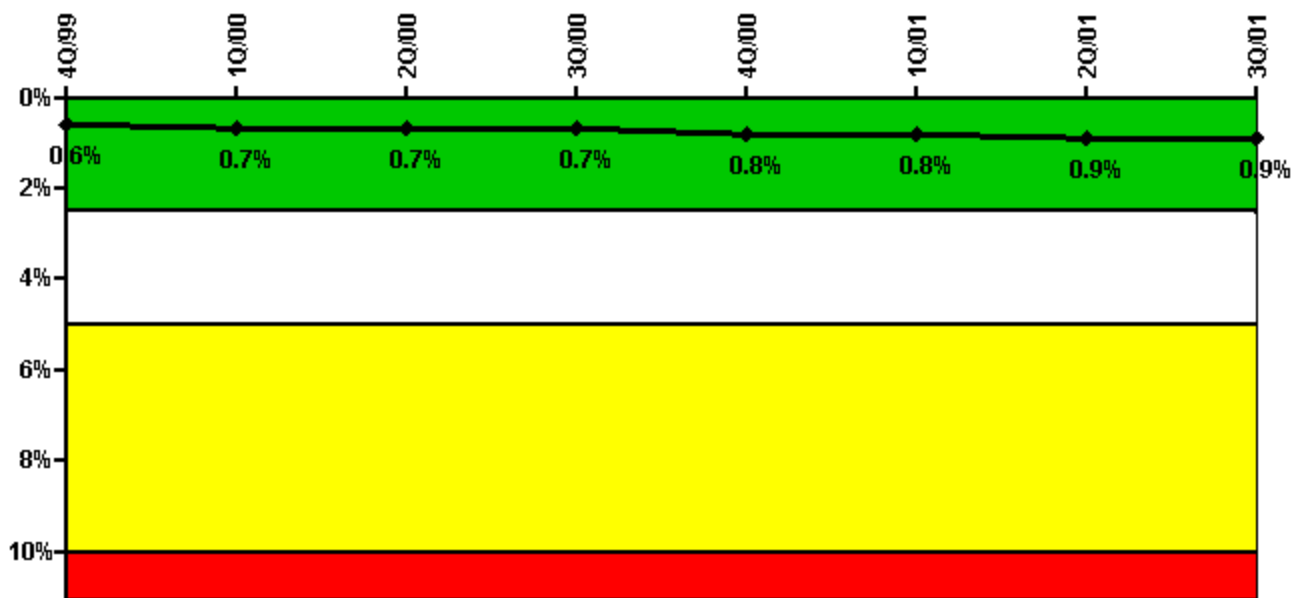
Thresholds: White > 6.0

#### Notes

Unplanned Power Changes per 7000 Critical Hrs	4Q/99	1Q/00	2Q/00	3Q/00	4Q/00	1Q/01	2Q/01	3Q/01
Unplanned power changes	0	0	0	0	0	0	0	0
Critical hours	2209.0	2184.0	1067.6	2208.0	2209.0	2160.0	2183.0	2208.0
Indicator value	0	0	0	0	0	0	0	0

Licensee Comments: none

### Safety System Unavailability, Emergency AC Power



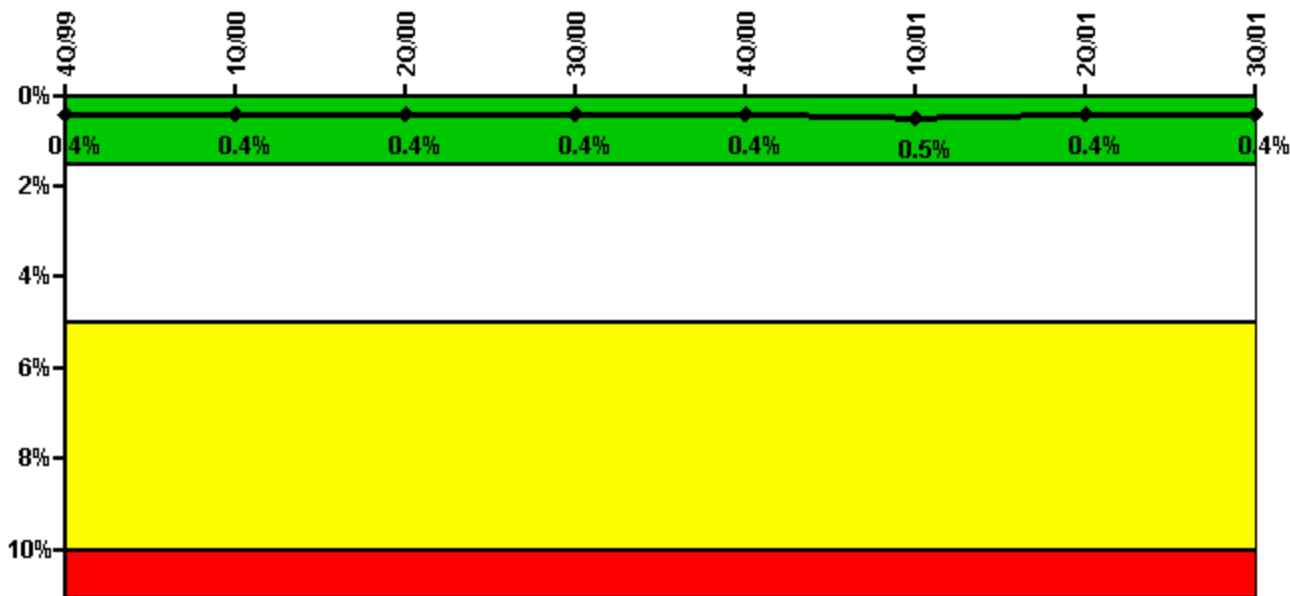
Thresholds: White > 2.5% Yellow > 5.0% Red > 10.0%

#### Notes

Safety System Unavailability, Emergency AC Power	4Q/99	1Q/00	2Q/00	3Q/00	4Q/00	1Q/01	2Q/01	3Q/01
<b>Train 1</b>								
Planned unavailable hours	0.93	18.18	2.95	17.65	4.75	8.30	6.80	48.80
Unplanned unavailable hours	0	0	0	0	0	0	15.75	0.40
Fault exposure hours	0	0	0	0	0	0	1.13	3.10
Effective Reset hours	0	0	0	0	0	0	0	0
Required hours	2209.00	2184.00	1490.20	2208.00	2209.00	2160.00	2183.00	2208.00
<b>Train 2</b>								
Planned unavailable hours	24.35	0.77	2.85	6.62	58.50	4.70	30.56	9.90
Unplanned unavailable hours	0	0	0	0	0	0	1.28	0
Fault exposure hours	0	0	0	0	0	0	0.30	0
Effective Reset hours	0	0	0	0	0	0	0	0
Required hours	2209.00	2184.00	1591.70	2208.00	2209.00	2160.00	2183.00	2208.00
<b>Indicator value</b>	<b>0.6%</b>	<b>0.7%</b>	<b>0.7%</b>	<b>0.7%</b>	<b>0.8%</b>	<b>0.8%</b>	<b>0.9%</b>	<b>0.9%</b>

Licensee Comments: none

### Safety System Unavailability, High Pressure Injection System (HPSI)



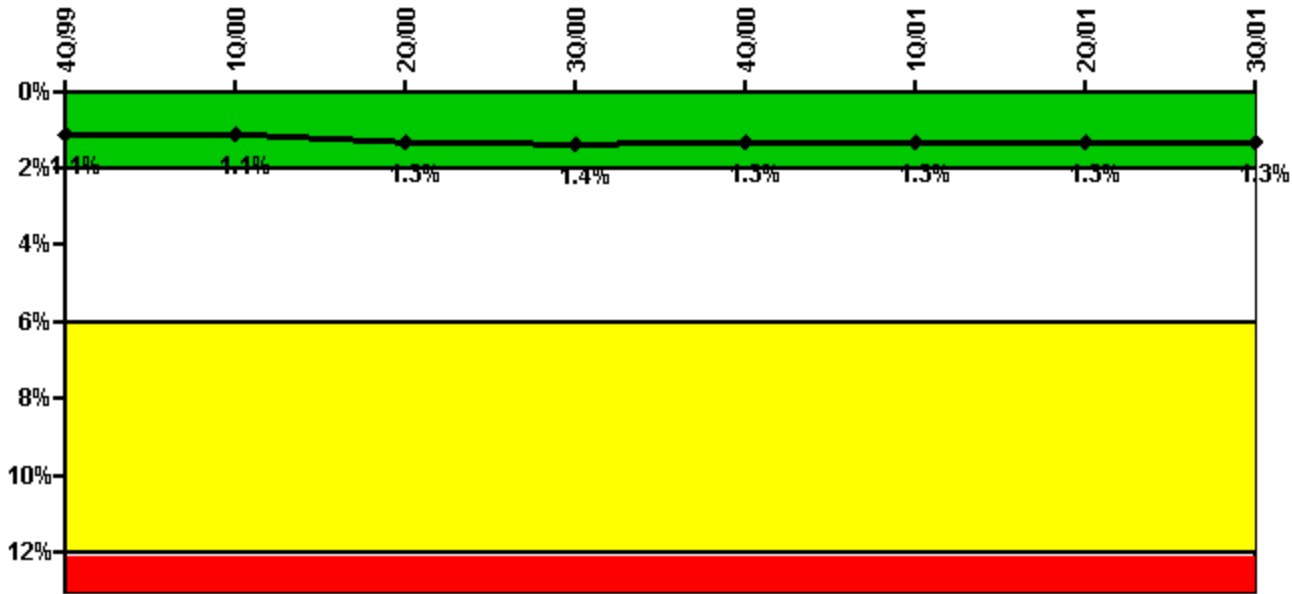
Thresholds: White > 1.5% Yellow > 5.0% Red > 10.0%

**Notes**

Safety System Unavailability, High Pressure Injection System (HPSI)	4Q/99	1Q/00	2Q/00	3Q/00	4Q/00	1Q/01	2Q/01	3Q/01
<b>Train 1</b>								
Planned unavailable hours	12.17	12.83	7.13	0	0	14.00	0	0.50
Unplanned unavailable hours	0	0	0	0	0	0	0	0
Fault exposure hours	0	0	0	0	0	0	0	0
Effective Reset hours	0	0	0	0	0	0	0	0
Required hours	2209.00	2184.00	1159.47	2208.00	2209.00	2160.00	2183.00	2208.00
<b>Train 2</b>								
Planned unavailable hours	7.31	21.37	12.05	5.45	0	14.30	0	9.30
Unplanned unavailable hours	0	0	0	0	0	0	0	0
Fault exposure hours	0	0	0	0	0	0	0	0
Effective Reset hours	0	0	0	0	0	0	0	0
Required hours	2209.00	2184.00	1159.47	2208.00	2209.00	2160.00	2183.00	2208.00
<b>Indicator value</b>	<b>0.4%</b>	<b>0.4%</b>	<b>0.4%</b>	<b>0.4%</b>	<b>0.4%</b>	<b>0.5%</b>	<b>0.4%</b>	<b>0.4%</b>

Licensee Comments: none

### Safety System Unavailability, Heat Removal System (AFW)



Thresholds: White > 2.0% Yellow > 6.0% Red > 12.0%

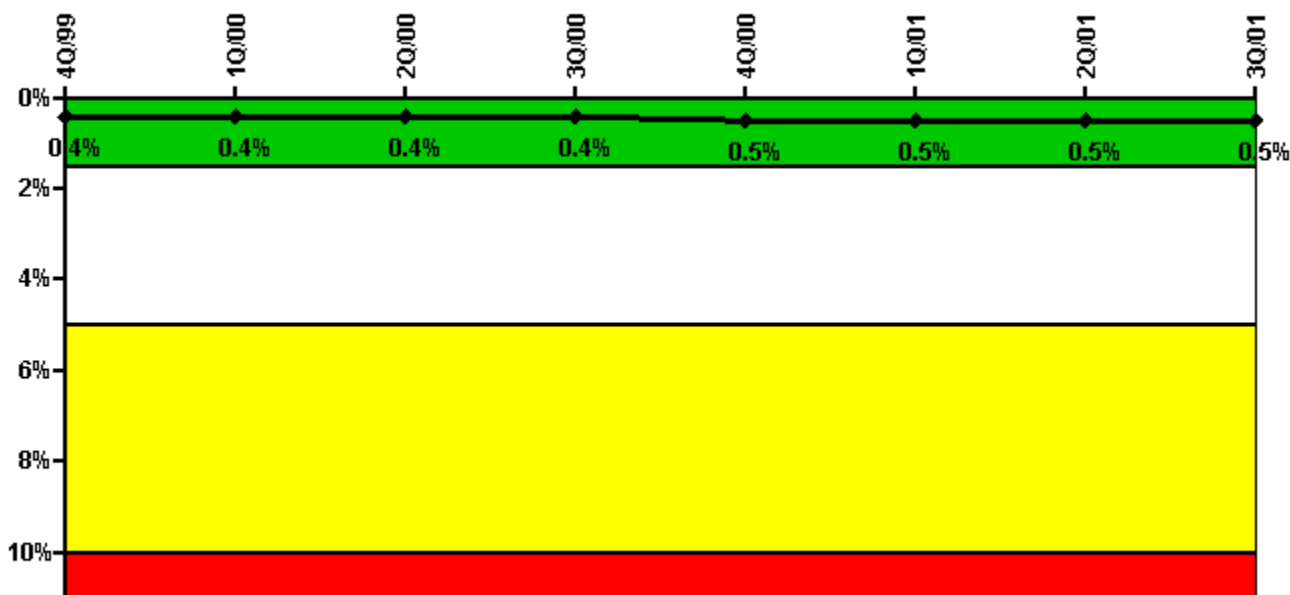
Notes

Safety System Unavailability, Heat Removal System (AFW)	4Q/99	1Q/00	2Q/00	3Q/00	4Q/00	1Q/01	2Q/01	3Q/01
<b>Train 1</b>								
Planned unavailable hours	46.60	3.47	10.60	1.00	5.01	1.10	29.25	0.90
Unplanned unavailable hours	0	1.17	0	0	0	0	5.63	0
Fault exposure hours	0	0	168.00	0	0	0	0	0
Effective Reset hours	0	0	0	0	0	0	0	0
Required hours	2209.00	2184.00	1159.58	2208.00	2209.00	2160.00	2183.00	2208.00
<b>Train 2</b>								
Planned unavailable hours	9.45	2.54	0	13.95	9.55	2.70	8.53	17.60
Unplanned unavailable hours	0	0	3.10	0.17	0	0	0	1.80
Fault exposure hours	0	0	0	0	0	0	0	0
Effective Reset hours	0	0	0	0	0	0	0	0
Required hours	2209.00	2184.00	1159.58	2208.00	2209.00	2160.00	2183.00	2208.00
<b>Train 3</b>								
Planned unavailable hours	0	2.23	1.50	0	0	0	9.05	0
Unplanned unavailable hours	0	0	0	0	0	0	0	0
Fault exposure hours	0	0	0	0	0	0	0	0
Effective Reset hours	0	0	0	0	0	0	0	0
Required hours	2209.00	2184.00	1159.58	2208.00	2209.00	2160.00	2183.00	2208.00
<b>Indicator value</b>	<b>1.1%</b>	<b>1.1%</b>	<b>1.3%</b>	<b>1.4%</b>	<b>1.3%</b>	<b>1.3%</b>	<b>1.3%</b>	<b>1.3%</b>

Licensee Comments:

3Q/01: Third train of Heat Removal System (Auxiliary Feedwater/Motor-Driven Feedwater Pump) now being reported in accordance with resolution of FAQ #281

### Safety System Unavailability, Residual Heat Removal System



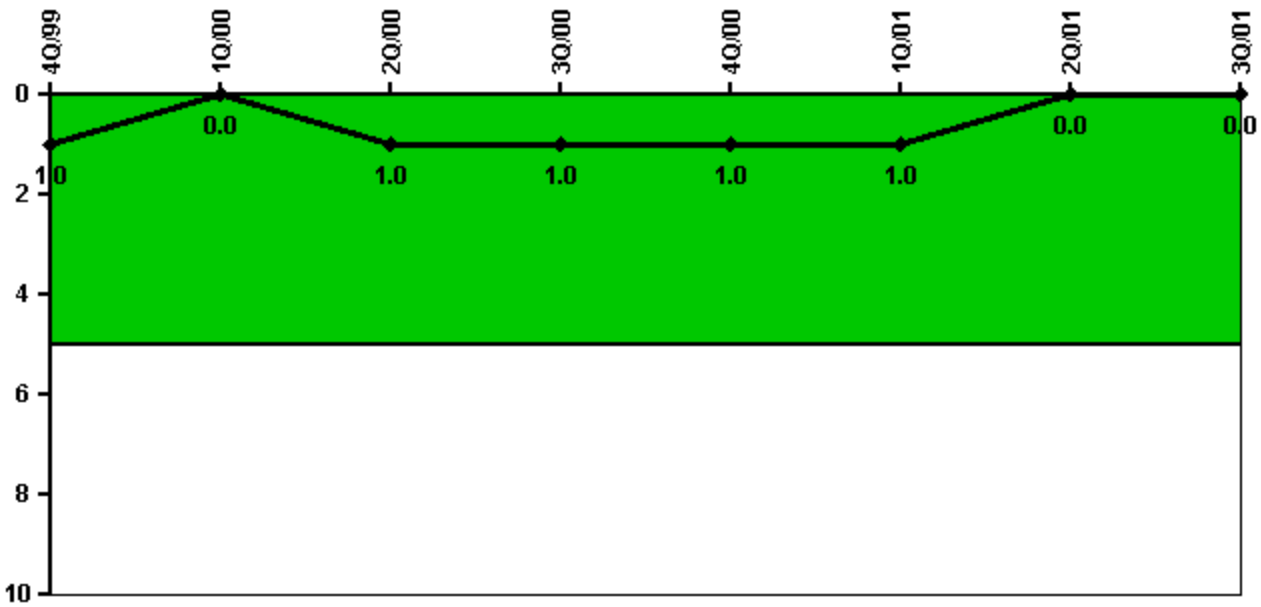
Thresholds: White > 1.5% Yellow > 5.0% Red > 10.0%

**Notes**

Safety System Unavailability, Residual Heat Removal System	4Q/99	1Q/00	2Q/00	3Q/00	4Q/00	1Q/01	2Q/01	3Q/01
<b>Train 1</b>								
Planned unavailable hours	13.02	19.11	2.67	4.92	10.90	1.20	0.78	24.50
Unplanned unavailable hours	0	0	0	0	0	0	0	0
Fault exposure hours	0	0	0	0	0	0	0	0
Effective Reset hours	0	0	0	0	0	0	0	0
Required hours	2209.00	2184.00	1892.50	2208.00	2209.00	2160.00	2183.00	2208.00
<b>Train 2</b>								
Planned unavailable hours	2.97	26.33	6.77	18.17	10.73	5.60	0.83	17.30
Unplanned unavailable hours	0	0	0	0	0	0	0	0
Fault exposure hours	0	0	0	0	0	0	0	0
Effective Reset hours	0	0	0	0	0	0	0	0
Required hours	2209.00	2184.00	1892.50	2208.00	2209.00	2160.00	2183.00	2208.00
<b>Indicator value</b>	<b>0.4%</b>	<b>0.4%</b>	<b>0.4%</b>	<b>0.4%</b>	<b>0.5%</b>	<b>0.5%</b>	<b>0.5%</b>	<b>0.5%</b>

Licensee Comments: none

### Safety System Functional Failures (PWR)



Thresholds: White > 5.0

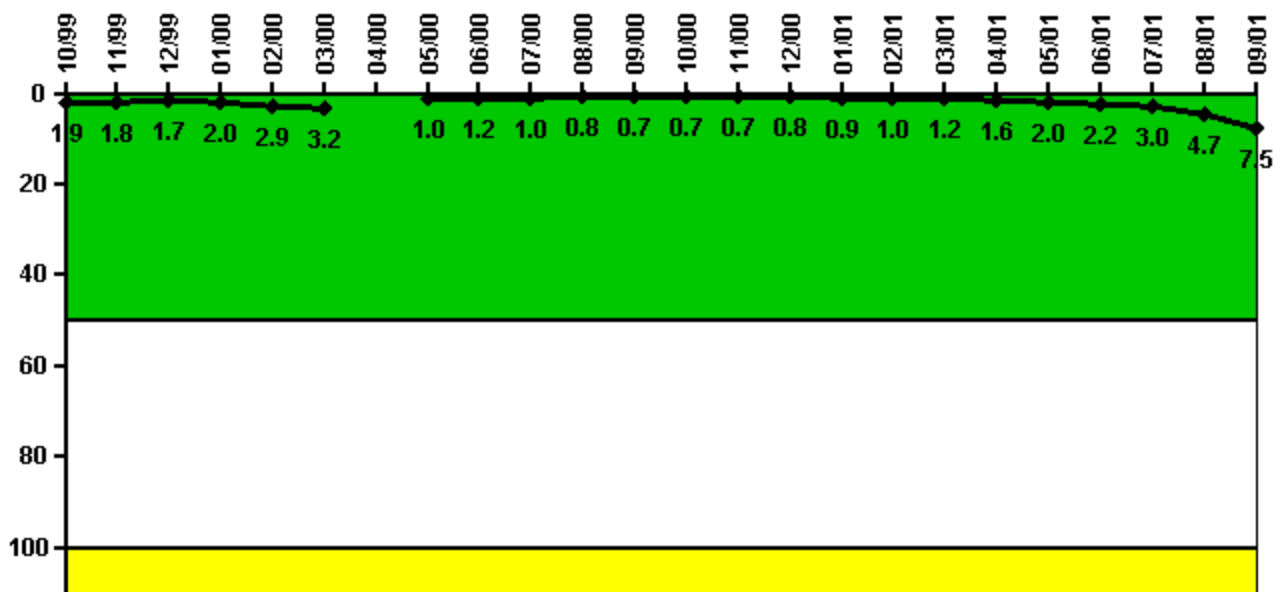
#### Notes

Safety System Functional Failures (PWR)	4Q/99	1Q/00	2Q/00	3Q/00	4Q/00	1Q/01	2Q/01	3Q/01
Safety System Functional Failures	0	0	1	0	0	0	0	0
Indicator value	1	0	1	1	1	1	0	0

Licensee Comments: none



### Reactor Coolant System Activity



Thresholds: White > 50.0 Yellow > 100.0

#### Notes


Reactor Coolant System Activity	10/99	11/99	12/99	1/00	2/00	3/00	4/00	5/00	6/00	7/00	8/00	9/00
Maximum activity	0.019000	0.018000	0.017000	0.020200	0.029250	0.032100	N/A	0.010100	0.011700	0.009930	0.008120	0.006870
Technical specification limit	1.0	1.0	1.0	1.0	1.0	1.0	1.0	1.0	1.0	1.0	1.0	1.0
Indicator value	1.9	1.8	1.7	2.0	2.9	3.2	N/A	1.0	1.2	1.0	0.8	0.7

Reactor Coolant System Activity	10/00	11/00	12/00	1/01	2/01	3/01	4/01	5/01	6/01	7/01	8/01	9/01
Maximum activity	0.006620	0.006780	0.008050	0.009100	0.009800	0.011500	0.015800	0.020400	0.021700	0.030000	0.046800	0.075200
Technical specification limit	1.0	1.0	1.0	1.0	1.0	1.0	1.0	1.0	1.0	1.0	1.0	1.0
Indicator value	0.7	0.7	0.8	0.9	1.0	1.2	1.6	2.0	2.2	3.0	4.7	7.5

Licensee Comments: none

### Reactor Coolant System Leakage



Thresholds: White > 50.0 Yellow > 100.0

**Notes**

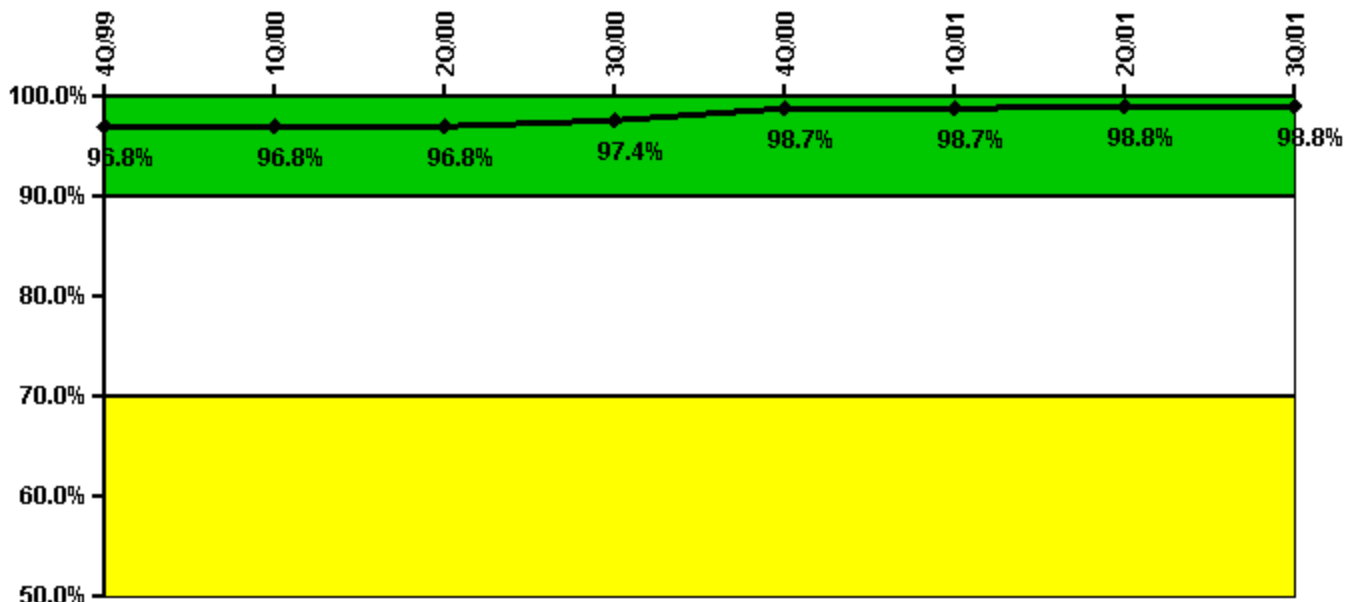
Reactor Coolant System Leakage	10/99	11/99	12/99	1/00	2/00	3/00	4/00	5/00	6/00	7/00	8/00	9/00
Maximum leakage	0.070	0.090	0.080	0.076	0.075	0.094	N/A	0.146	0.150	0.120	0.130	0.190
Technical specification limit	10.0	10.0	10.0	10.0	10.0	10.0	10.0	10.0	10.0	10.0	10.0	10.0
Indicator value	0.7	0.9	0.8	0.8	0.8	0.9	N/A	1.5	1.5	1.2	1.3	1.9

Reactor Coolant System Leakage	10/00	11/00	12/00	1/01	2/01	3/01	4/01	5/01	6/01	7/01	8/01	9/01
Maximum leakage	0.105	0.118	0.103	0.120	0.120	0.110	0.100	0.100	0.090	0.120	0.110	0.110
Technical specification limit	10.0	10.0	10.0	10.0	10.0	10.0	10.0	10.0	10.0	10.0	10.0	10.0
Indicator value	1.1	1.2	1.0	1.2	1.2	1.1	1.0	1.0	0.9	1.2	1.1	1.1

Licensee Comments: none

### Drill/Exercise Performance



Thresholds: White < 90.0% Yellow < 70.0%

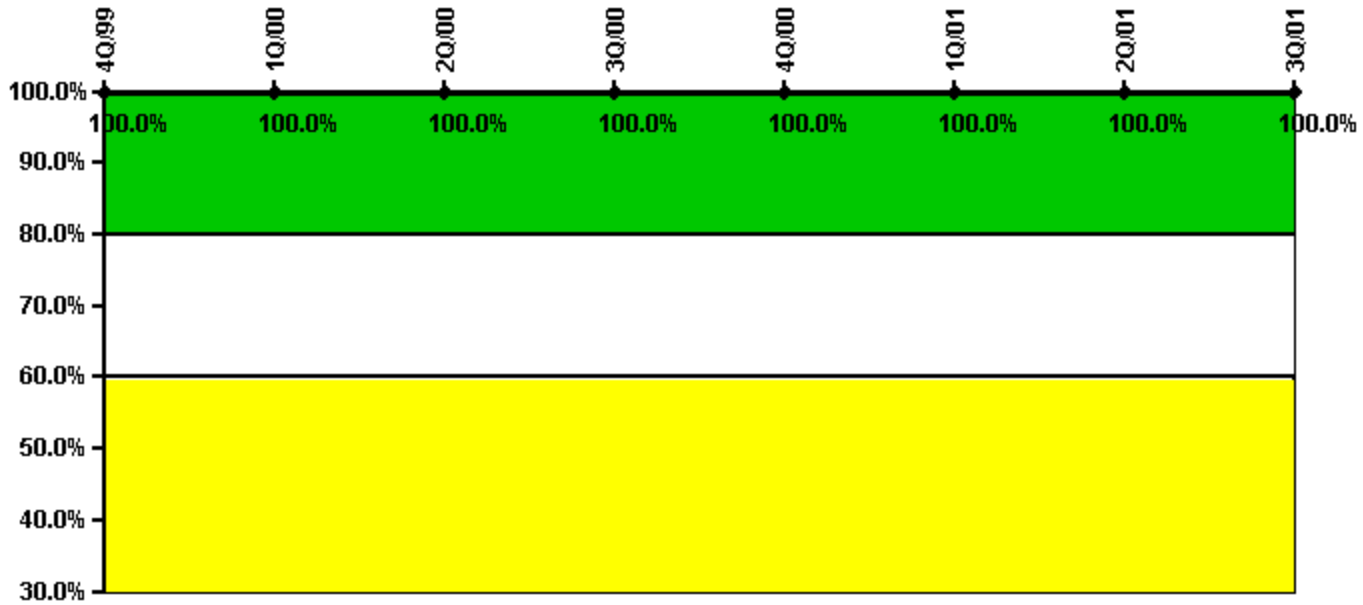
#### Notes

Drill/Exercise Performance	4Q/99	1Q/00	2Q/00	3Q/00	4Q/00	1Q/01	2Q/01	3Q/01
Successful opportunities	49.0	0	2.0	23.0	55.0	4.0	28.0	10.0
Total opportunities	50.0	0	2.0	23.0	56.0	4.0	28.0	10.0
Indicator value	96.8%	96.8%	96.8%	97.4%	98.7%	98.7%	98.8%	98.8%

Licensee Comments:

1Q/01: 2001Q1 data revised to include 2 additional successful opportunities for which supporting documentation was not available at time of original submittal

### ERO Drill Participation



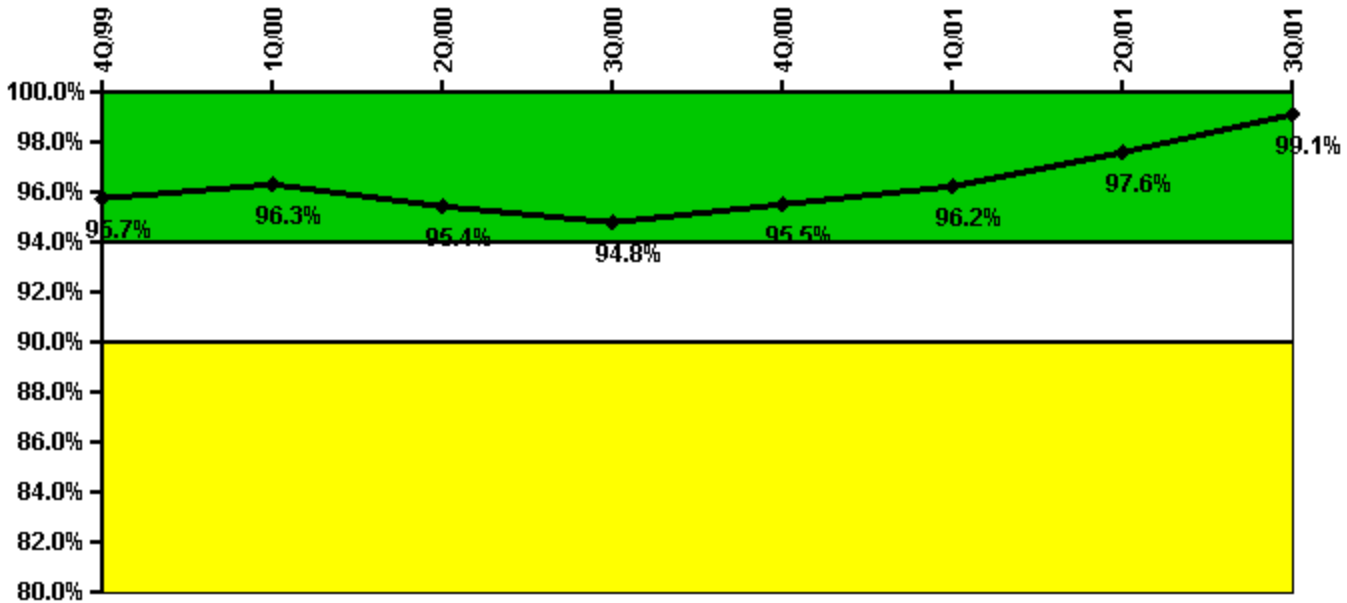
Thresholds: White < 80.0% Yellow < 60.0%

#### Notes

ERO Drill Participation	4Q/99	1Q/00	2Q/00	3Q/00	4Q/00	1Q/01	2Q/01	3Q/01
Participating Key personnel	68.0	68.0	69.0	70.0	67.0	69.0	70.0	70.0
Total Key personnel	68.0	68.0	69.0	70.0	67.0	69.0	70.0	70.0
Indicator value	100.0%	100.0%	100.0%	100.0%	100.0%	100.0%	100.0%	100.0%

Licensee Comments: none

### Alert & Notification System



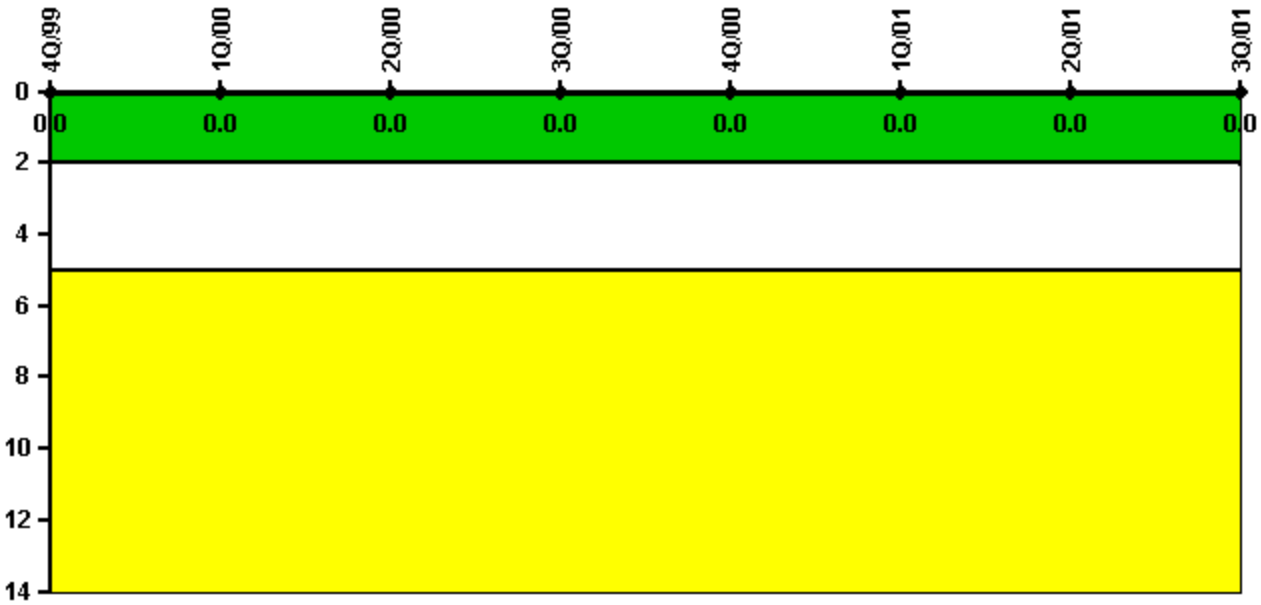
Thresholds: White < 94.0% Yellow < 90.0%

#### Notes

Alert & Notification System	4Q/99	1Q/00	2Q/00	3Q/00	4Q/00	1Q/01	2Q/01	3Q/01
Successful siren-tests	155	159	150	150	160	215	160	161
Total sirens-tests	162	162	162	162	162	216	162	162
Indicator value	95.7%	96.3%	95.4%	94.8%	95.5%	96.2%	97.6%	99.1%

Licensee Comments: none

### Occupational Exposure Control Effectiveness



Thresholds: White > 2.0 Yellow > 5.0

#### Notes

Occupational Exposure Control Effectiveness	4Q/99	1Q/00	2Q/00	3Q/00	4Q/00	1Q/01	2Q/01	3Q/01
High radiation area occurrences	0	0	0	0	0	0	0	0
Very high radiation area occurrences	0	0	0	0	0	0	0	0
Unintended exposure occurrences	0	0	0	0	0	0	0	0
<b>Indicator value</b>	<b>0</b>	<b>0</b>	<b>0</b>	<b>0</b>	<b>0</b>	<b>0</b>	<b>0</b>	<b>0</b>

Licensee Comments: none

### RETS/ODCM Radiological Effluent



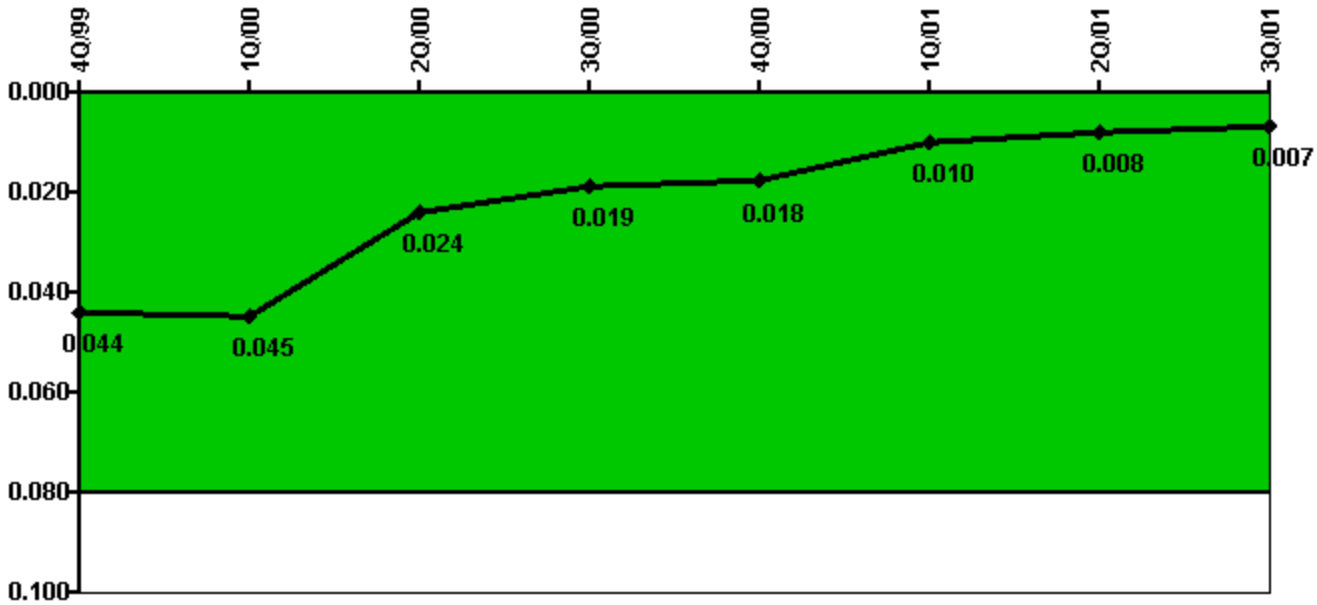
Thresholds: White > 1.0 Yellow > 3.0

#### Notes

RETS/ODCM Radiological Effluent	4Q/99	1Q/00	2Q/00	3Q/00	4Q/00	1Q/01	2Q/01	3Q/01
RETS/ODCM occurrences	0	0	0	0	0	0	0	0
Indicator value	0	0	0	0	0	0	0	0

Licensee Comments: none

### Protected Area Security Performance Index



Thresholds: White > 0.080

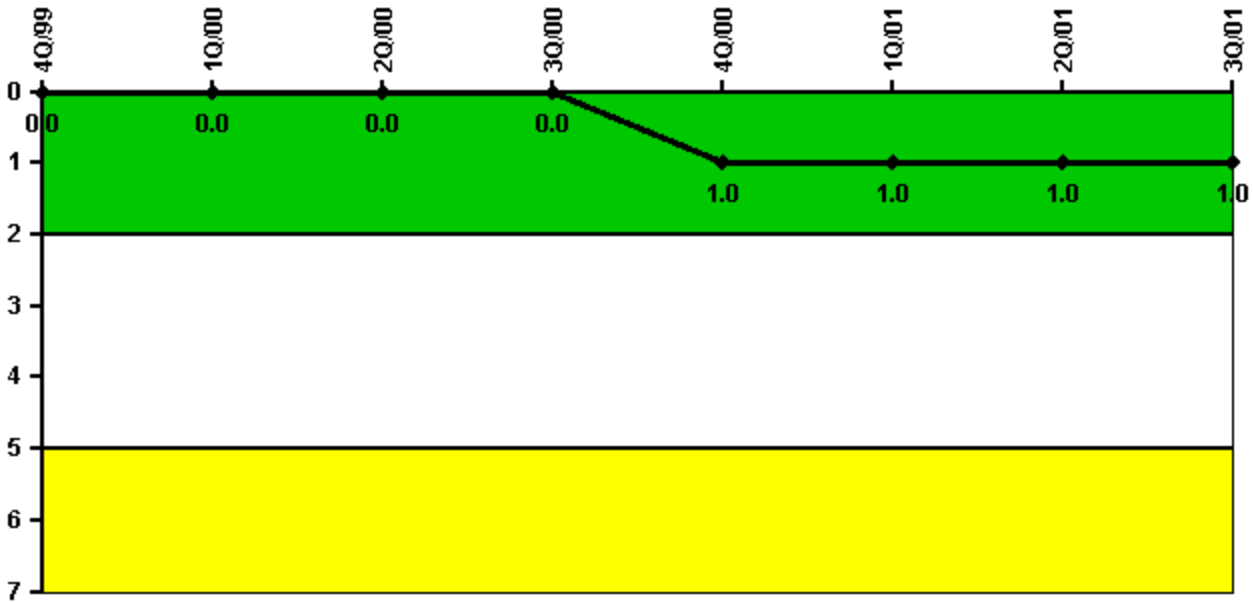
#### Notes

Protected Area Security Performance Index	4Q/99	1Q/00	2Q/00	3Q/00	4Q/00	1Q/01	2Q/01	3Q/01
IDS compensatory hours	40.40	157.30	61.00	61.60	27.00	20.60	34.10	41.40
CCTV compensatory hours	8.0	0	4.8	0	0	2.3	0	0
IDS normalization factor	1.00	1.00	1.00	1.00	1.00	1.00	1.00	1.00
CCTV normalization factor	1.0	1.0	1.0	1.0	1.0	1.0	1.0	1.0
<b>Index Value</b>	<b>0.044</b>	<b>0.045</b>	<b>0.024</b>	<b>0.019</b>	<b>0.018</b>	<b>0.010</b>	<b>0.008</b>	<b>0.007</b>

Licensee Comments: none



### Personnel Screening Program



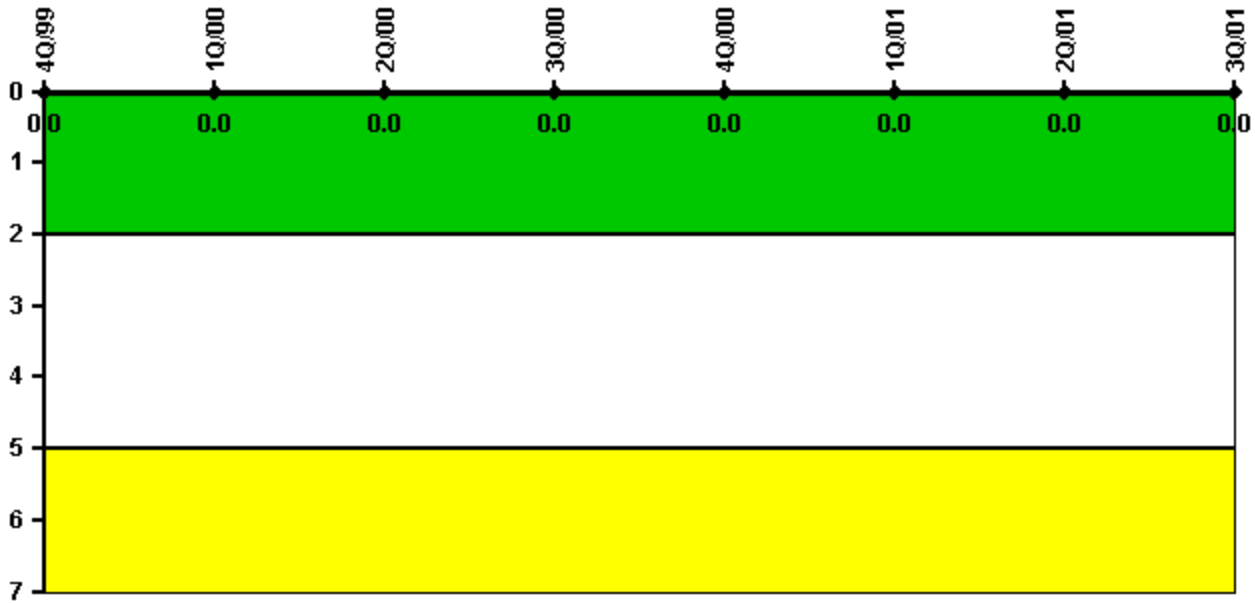
Thresholds: White > 2.0 Yellow > 5.0

#### Notes

Personnel Screening Program	4Q/99	1Q/00	2Q/00	3Q/00	4Q/00	1Q/01	2Q/01	3Q/01
Program failures	0	0	0	0	1	0	0	0
Indicator value	0	0	0	0	1	1	1	1

Licensee Comments: none

### FFD/Personnel Reliability



Thresholds: White > 2.0 Yellow > 5.0

#### Notes

FFD/Personnel Reliability	4Q/99	1Q/00	2Q/00	3Q/00	4Q/00	1Q/01	2Q/01	3Q/01
Program Failures	0	0	0	0	0	0	0	0
Indicator value	0	0	0	0	0	0	0	0

Licensee Comments: none

[▲ PI Summary](#) | [Inspection Findings Summary](#) | [Action Matrix Summary](#) | [Reactor Oversight Process](#)

Last Modified: March 26, 2002