

Catawba 1

3Q/2001 Performance Indicators

Licensee's General Comments: none

Unplanned Scrams per 7000 Critical Hrs



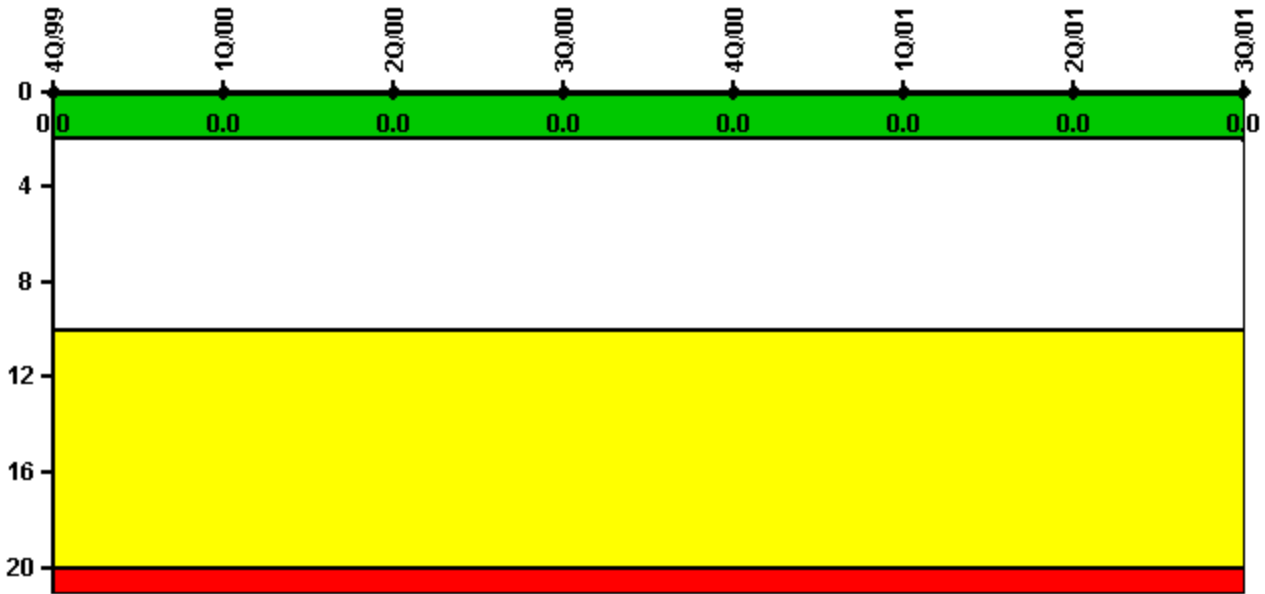
Thresholds: White > 3.0 Yellow > 6.0 Red > 25.0

Notes

Unplanned Scrams per 7000 Critical Hrs	4Q/99	1Q/00	2Q/00	3Q/00	4Q/00	1Q/01	2Q/01	3Q/01
Unplanned scrams	0	1.0	0	0	0	1.0	0	0
Critical hours	2209.0	2163.0	2183.0	2208.0	1321.2	2128.9	2183.0	2208.0
Indicator value	0	0.9	0.8	0.8	0.9	0.9	0.9	0.9

Licensee Comments: none

Scrams with Loss of Normal Heat Removal



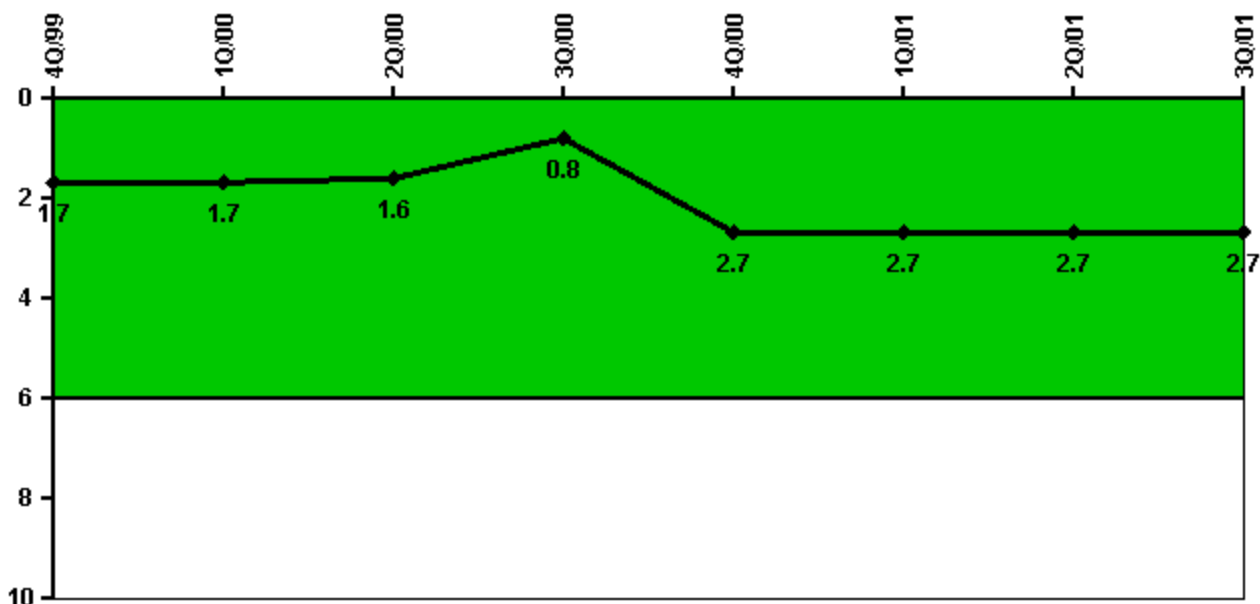
Thresholds: White > 2.0 Yellow > 10.0 Red > 20.0

Notes

Scrams with Loss of Normal Heat Removal	4Q/99	1Q/00	2Q/00	3Q/00	4Q/00	1Q/01	2Q/01	3Q/01
Scrams	0	0	0	0	0	0	0	0
Indicator value	0	0	0	0	0	0	0	0

Licensee Comments: none

Unplanned Power Changes per 7000 Critical Hrs



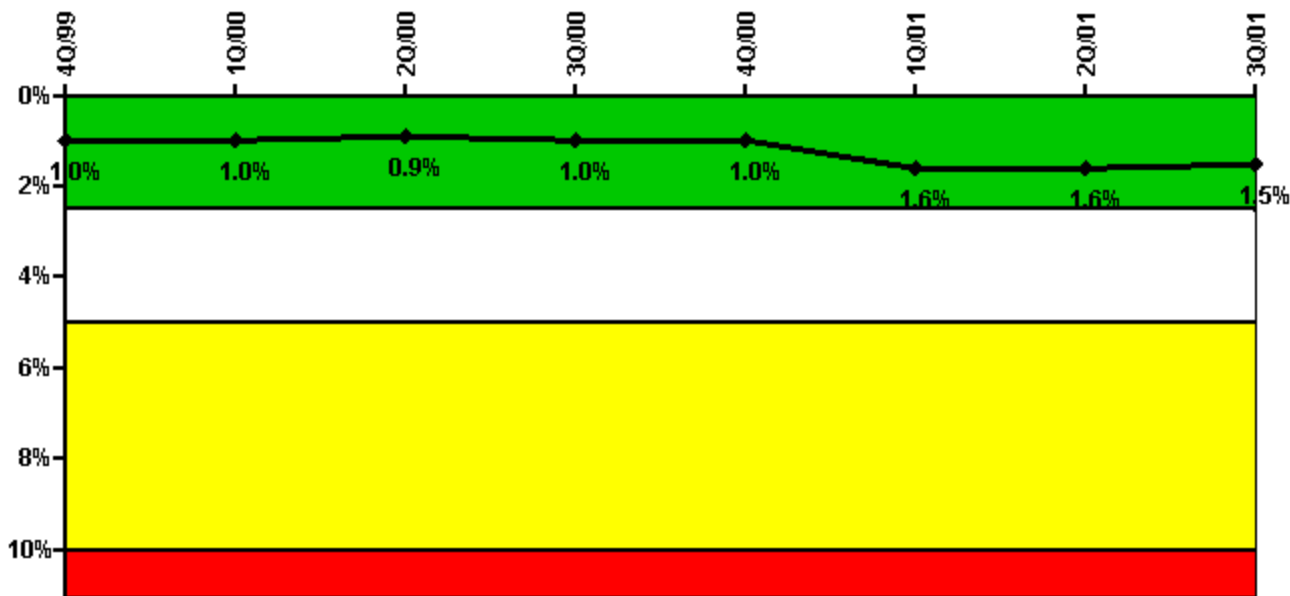
Thresholds: White > 6.0

Notes

Unplanned Power Changes per 7000 Critical Hrs	4Q/99	1Q/00	2Q/00	3Q/00	4Q/00	1Q/01	2Q/01	3Q/01
Unplanned power changes	0	1.0	0	0	2.0	1.0	0	0
Critical hours	2209.0	2163.0	2183.0	2208.0	1321.2	2128.9	2183.0	2208.0
Indicator value	1.7	1.7	1.6	0.8	2.7	2.7	2.7	2.7

Licensee Comments: none

Safety System Unavailability, Emergency AC Power



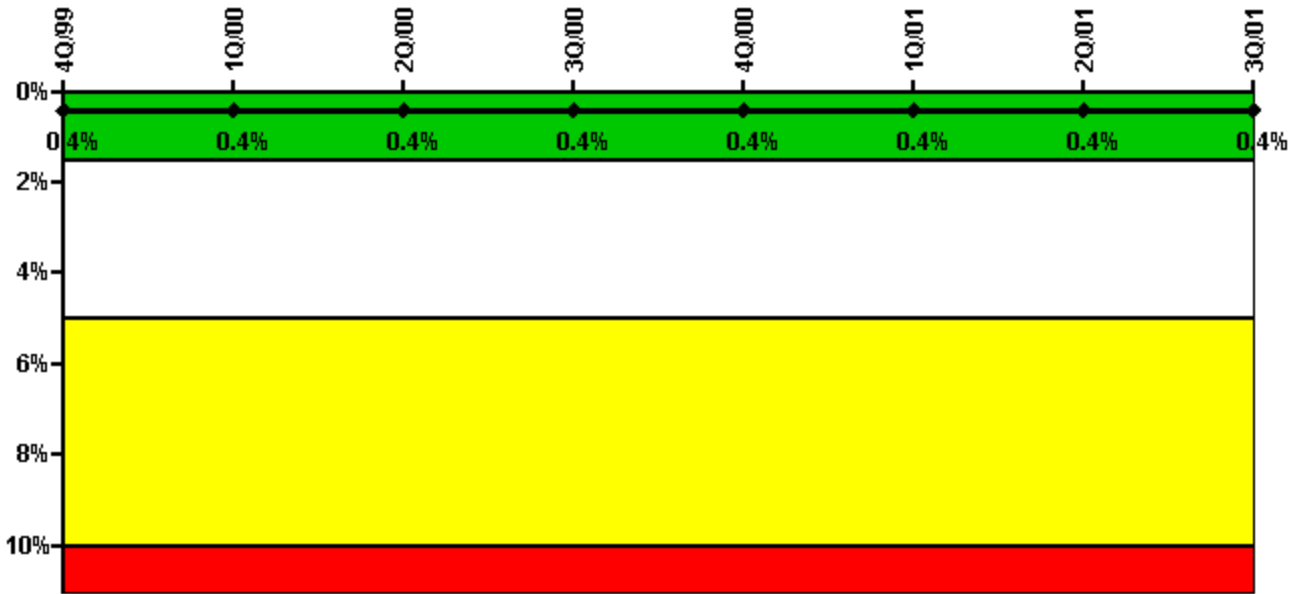
Thresholds: White > 2.5% Yellow > 5.0% Red > 10.0%

Notes

Safety System Unavailability, Emergency AC Power	4Q/99	1Q/00	2Q/00	3Q/00	4Q/00	1Q/01	2Q/01	3Q/01
Train 1								
Planned unavailable hours	79.82	44.59	4.71	3.31	1.77	2.49	6.06	3.35
Unplanned unavailable hours	0	0	0	0	0	0	0	0
Fault exposure hours	0	0	0	0	0	0	0	0
Effective Reset hours	0	0	0	0	0	0	0	0
Required hours	2208.00	2184.00	2184.00	2208.00	2209.00	2160.00	2184.00	2208.00
Train 2								
Planned unavailable hours	12.73	2.04	3.53	3.34	2.03	1.72	4.95	2.48
Unplanned unavailable hours	95.83	0	0	30.83	0	16.62	0	6.12
Fault exposure hours	0	0	0	0	0	333.20	0	0
Effective Reset hours	0	0	0	0	0	0	0	0
Required hours	2208.00	2184.00	2184.00	2208.00	2209.00	2160.00	2184.00	2208.00
Indicator value	1.0%	1.0%	0.9%	1.0%	1.0%	1.6%	1.6%	1.5%

Licensee Comments: none

Safety System Unavailability, High Pressure Injection System (HPSI)



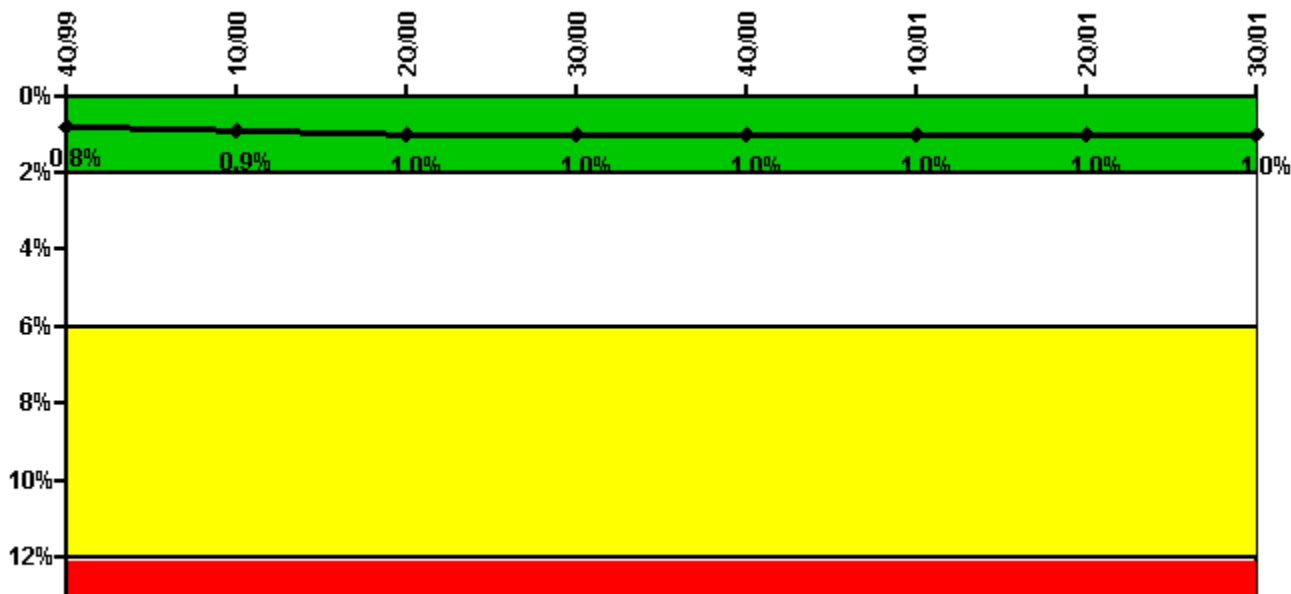
Thresholds: White > 1.5% Yellow > 5.0% Red > 10.0%

Notes

Safety System Unavailability, High Pressure Injection System (HPSI)	4Q/99	1Q/00	2Q/00	3Q/00	4Q/00	1Q/01	2Q/01	3Q/01
Train 1								
Planned unavailable hours	4.50	1.80	1.70	0	0	7.30	1.35	6.16
Unplanned unavailable hours	0	4.40	0	0	0	0	0	0
Fault exposure hours	0	0	0	0	0	0	0	0
Effective Reset hours	0	0	0	0	0	0	0	0
Required hours	2208.00	2184.00	2184.00	2208.00	1319.90	2105.72	2184.00	2208.00
Train 2								
Planned unavailable hours	14.40	15.60	4.10	2.10	0	2.50	5.60	25.05
Unplanned unavailable hours	0	0	0	0	0	0	0	0
Fault exposure hours	0	0	0	0	0	0	0	0
Effective Reset hours	0	0	0	0	0	0	0	0
Required hours	2208.00	2184.00	2184.00	2208.00	1319.90	2105.72	2184.00	2208.00
Train 3								
Planned unavailable hours	8.30	1.80	1.40	5.10	0	5.83	1.35	0.38
Unplanned unavailable hours	0	0	0	0	0	0	0	0
Fault exposure hours	0	0	0	0	0	0	0	0
Effective Reset hours	0	0	0	0	0	0	0	0
Required hours	2208.00	2184.00	2184.00	2208.00	1319.90	2105.72	2184.00	2208.00
Train 4								
Planned unavailable hours	0	0	1.80	12.30	9.00	0	0	0
Unplanned unavailable hours	0	0	0	0	0	0	0	0
Fault exposure hours	0	0	0	0	0	0	0	0
Effective Reset hours	0	0	0	0	0	0	0	0
Required hours	2208.00	2184.00	2184.00	2208.00	1319.90	2105.72	2184.00	2208.00
Indicator value	0.4%	0.4%	0.4%	0.4%	0.4%	0.4%	0.4%	0.4%

Licensee Comments: none

Safety System Unavailability, Heat Removal System (AFW)



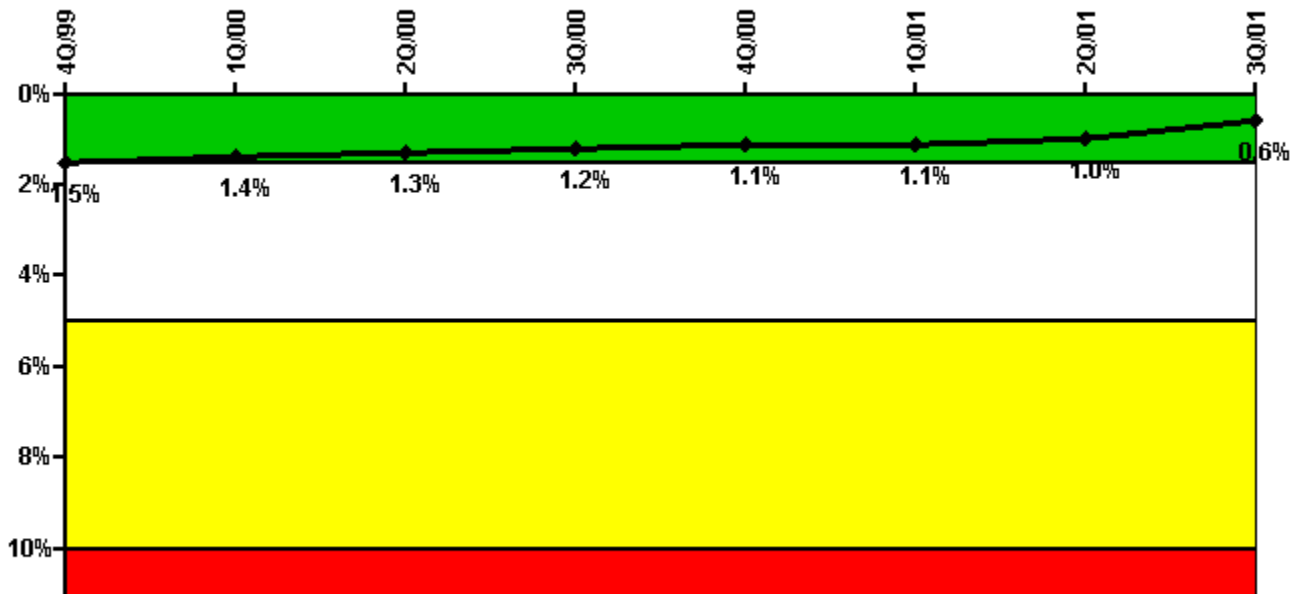
Thresholds: White > 2.0% Yellow > 6.0% Red > 12.0%

Notes

Safety System Unavailability, Heat Removal System (AFW)	4Q/99	1Q/00	2Q/00	3Q/00	4Q/00	1Q/01	2Q/01	3Q/01
Train 1								
Planned unavailable hours	72.00	76.58	20.62	27.44	0	0	19.32	2.51
Unplanned unavailable hours	0	12.10	0	0	0	1.88	0	0
Fault exposure hours	0	0	0	0	0	0	0	0
Effective Reset hours	0	0	0	0	0	0	0	0
Required hours	2209.00	2184.00	2184.00	2208.00	1366.70	2160.00	2184.00	2208.00
Train 2								
Planned unavailable hours	69.30	50.33	50.11	20.25	0	9.31	10.33	1.97
Unplanned unavailable hours	0	0	0	0	0	0	0	0
Fault exposure hours	0	0	0	0	0	0	0	0
Effective Reset hours	0	0	0	0	0	0	0	0
Required hours	2209.00	2184.00	2184.00	2208.00	1366.70	2160.00	2184.00	2208.00
Train 3								
Planned unavailable hours	9.20	10.19	14.53	11.30	0	12.05	9.10	9.48
Unplanned unavailable hours	0	0	0	0	0	0	0	0
Fault exposure hours	0	0	0	0	0	0	0	0
Effective Reset hours	0	0	0	0	0	0	0	0
Required hours	2209.00	2184.00	2184.00	2208.00	1366.70	2160.00	2184.00	2208.00
Indicator value	0.8%	0.9%	1.0%	1.0%	1.0%	1.0%	1.0%	1.0%

Licensee Comments: none

Safety System Unavailability, Residual Heat Removal System



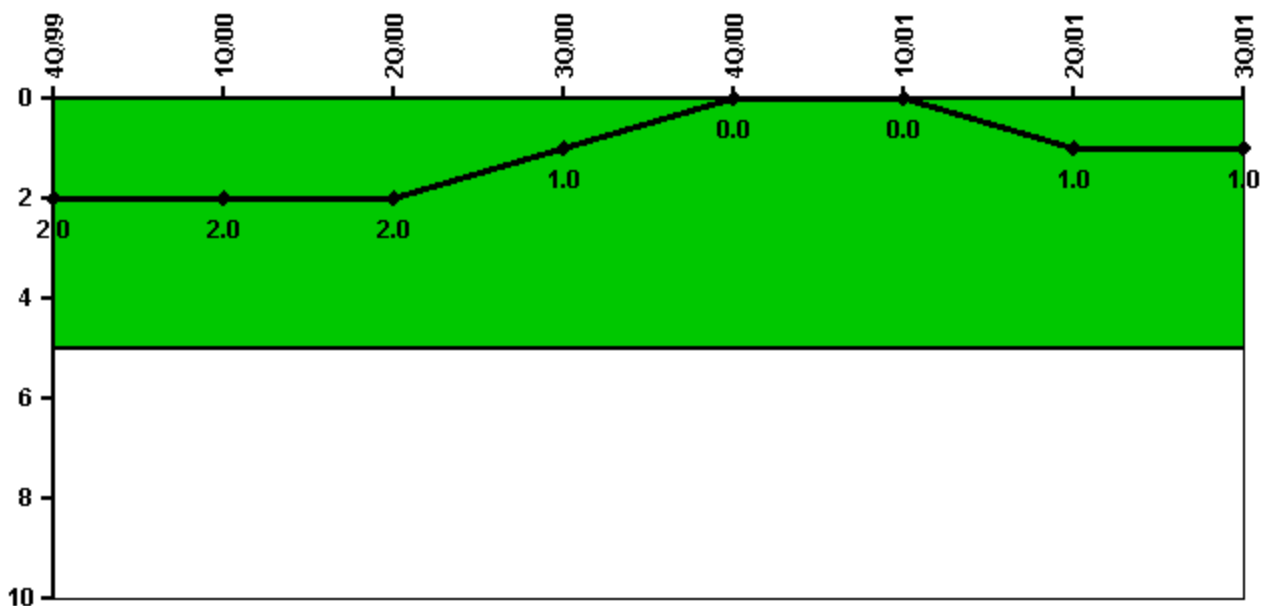
Thresholds: White > 1.5% Yellow > 5.0% Red > 10.0%

Notes

Safety System Unavailability, Residual Heat Removal System	4Q/99	1Q/00	2Q/00	3Q/00	4Q/00	1Q/01	2Q/01	3Q/01
Train 1								
Planned unavailable hours	31.60	26.50	27.10	0	0	7.93	25.75	0.38
Unplanned unavailable hours	0	0	0	0	0	1.92	0	0
Fault exposure hours	0	0	0	0	0	0	0	0
Effective Reset hours	0	0	0	0	0	0	0	0
Required hours	2208.00	2184.00	2184.00	2208.00	2208.00	2160.00	2184.00	2208.00
Train 2								
Planned unavailable hours	7.50	0.50	27.60	0	5.90	0.60	0	0.20
Unplanned unavailable hours	0	0	0	0	0	0	0	8.53
Fault exposure hours	0	0	0	0	0	0	0	0
Effective Reset hours	0	0	0	0	0	0	0	0
Required hours	2208.00	2184.00	2184.00	2208.00	2208.00	2160.00	2184.00	2208.00
Indicator value	1.5%	1.4%	1.3%	1.2%	1.1%	1.1%	1.0%	0.6%

Licensee Comments: none

Safety System Functional Failures (PWR)



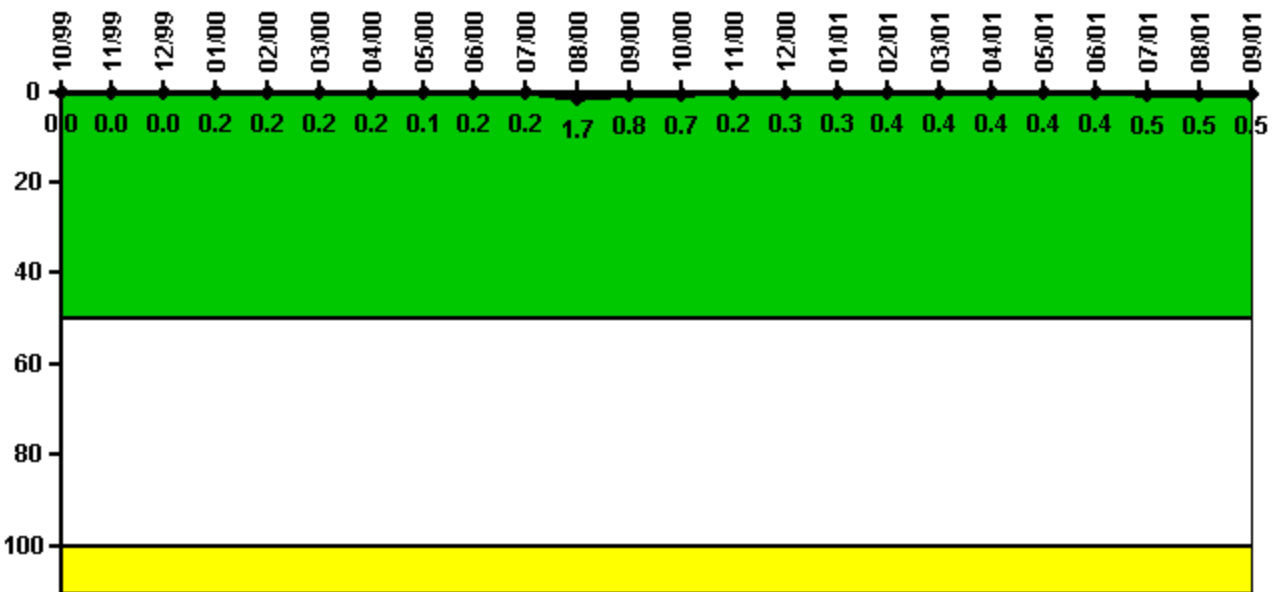
Thresholds: White > 5.0

Notes

Safety System Functional Failures (PWR)	4Q/99	1Q/00	2Q/00	3Q/00	4Q/00	1Q/01	2Q/01	3Q/01
Safety System Functional Failures	1	0	0	0	0	0	1	0
Indicator value	2	2	2	1	0	0	1	1

Licensee Comments: none

Reactor Coolant System Activity



Thresholds: White > 50.0 Yellow > 100.0

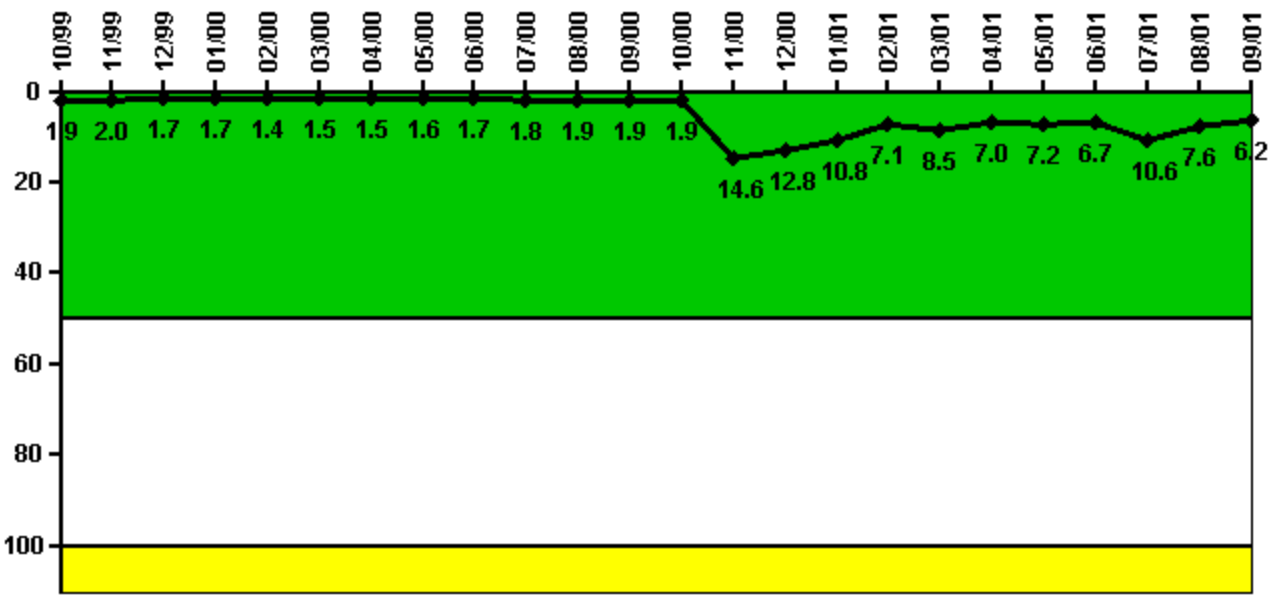
Notes

Reactor Coolant System Activity	10/99	11/99	12/99	1/00	2/00	3/00	4/00	5/00	6/00	7/00	8/00	9/00
Maximum activity	0.000160	0.000130	0.000110	0.000110	0.000120	0.000120	0.000100	0.000095	0.000110	0.000114	0.001092	0.000533
Technical specification limit	1.0	1.0	1.0	0.1	0.1	0.1	0.1	0.1	0.1	0.1	0.1	0.1
Indicator value	0	0	0	0.2	0.2	0.2	0.2	0.1	0.2	0.2	1.7	0.8

Reactor Coolant System Activity	10/00	11/00	12/00	1/01	2/01	3/01	4/01	5/01	6/01	7/01	8/01	9/01
Maximum activity	0.000459	0.000157	0.000193	0.000200	0.000233	0.000265	0.000245	0.000257	0.000258	0.000300	0.000300	0.000300
Technical specification limit	0.1	0.1	0.1	0.1	0.1	0.1	0.1	0.1	0.1	0.1	0.1	0.1
Indicator value	0.7	0.2	0.3	0.3	0.4	0.4	0.4	0.4	0.4	0.5	0.5	0.5

Licensee Comments: none

Reactor Coolant System Leakage



Thresholds: White > 50.0 Yellow > 100.0

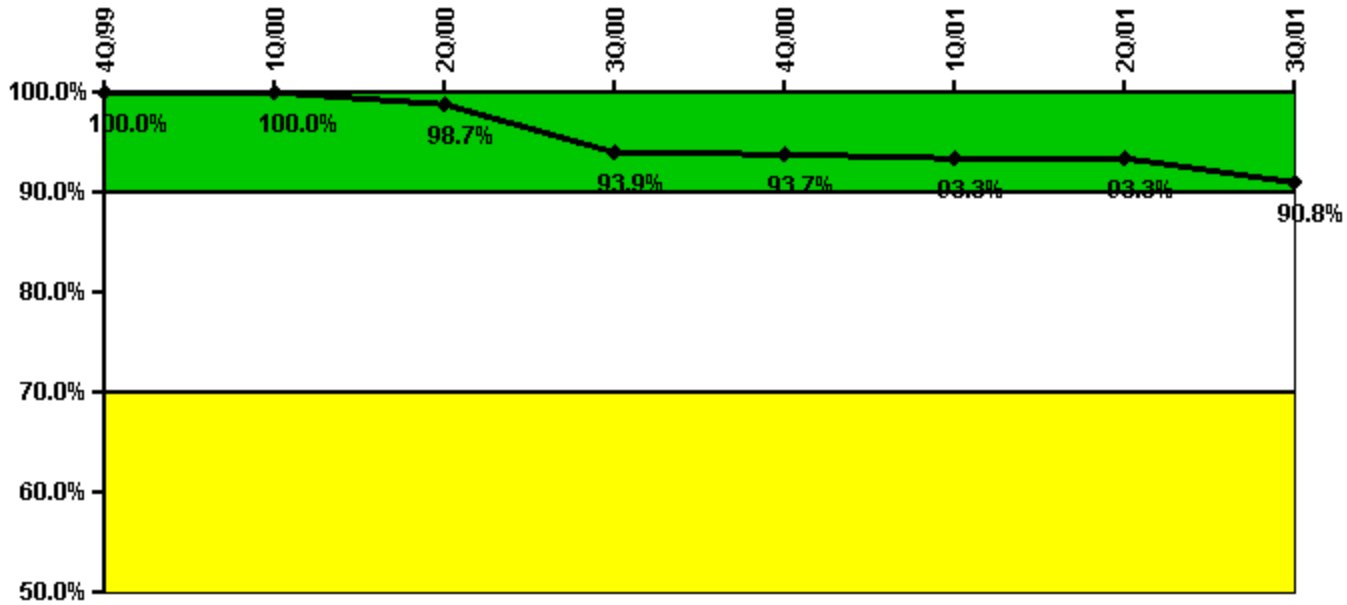
Notes

Reactor Coolant System Leakage	10/99	11/99	12/99	1/00	2/00	3/00	4/00	5/00	6/00	7/00	8/00	9/00
Maximum leakage	0.189	0.198	0.167	0.172	0.144	0.145	0.153	0.156	0.165	0.177	0.189	0.187
Technical specification limit	10.0	10.0	10.0	10.0	10.0	10.0	10.0	10.0	10.0	10.0	10.0	10.0
Indicator value	1.9	2.0	1.7	1.7	1.4	1.5	1.5	1.6	1.7	1.8	1.9	1.9

Reactor Coolant System Leakage	10/00	11/00	12/00	1/01	2/01	3/01	4/01	5/01	6/01	7/01	8/01	9/01
Maximum leakage	0.194	1.455	1.279	1.075	0.708	0.854	0.699	0.716	0.669	1.063	0.761	0.624
Technical specification limit	10.0	10.0	10.0	10.0	10.0	10.0	10.0	10.0	10.0	10.0	10.0	10.0
Indicator value	1.9	14.6	12.8	10.8	7.1	8.5	7.0	7.2	6.7	10.6	7.6	6.2

Licensee Comments: none

Drill/Exercise Performance



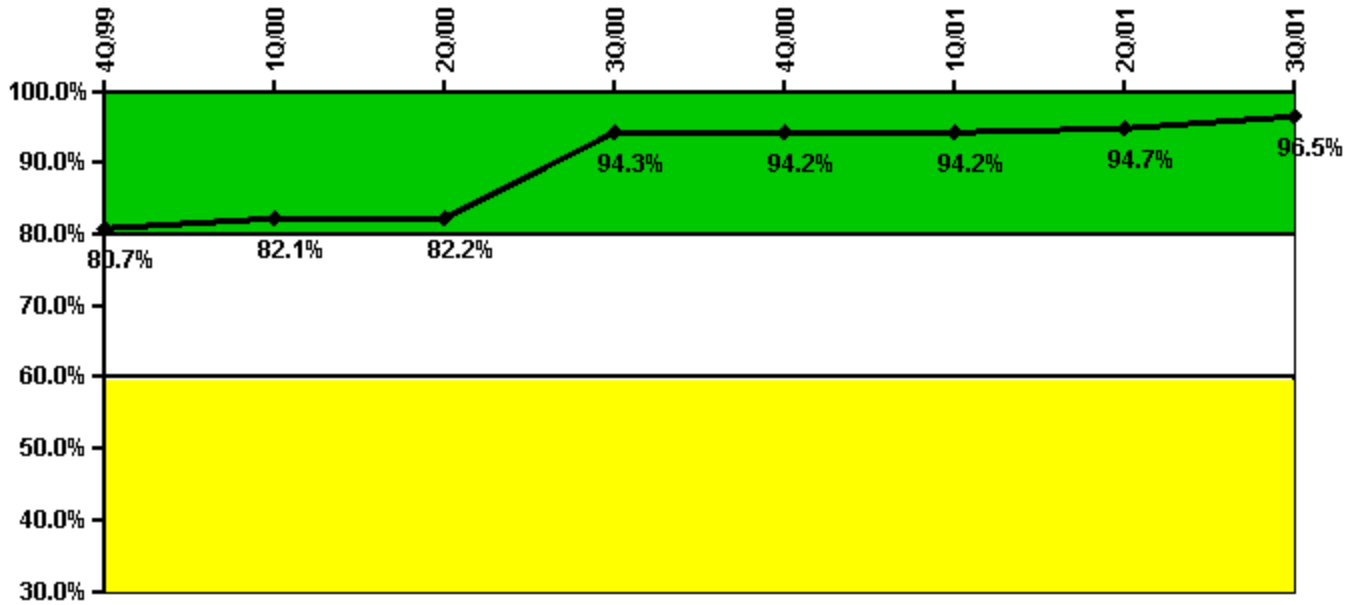
Thresholds: White < 90.0% Yellow < 70.0%

Notes

Drill/Exercise Performance	4Q/99	1Q/00	2Q/00	3Q/00	4Q/00	1Q/01	2Q/01	3Q/01
Successful opportunities	0	21.0	8.0	69.0	9.0	2.0	7.0	111.0
Total opportunities	0	21.0	9.0	77.0	9.0	2.0	7.0	125.0
Indicator value	100.0%	100.0%	98.7%	93.9%	93.7%	93.3%	93.3%	90.8%

Licensee Comments: none

ERO Drill Participation



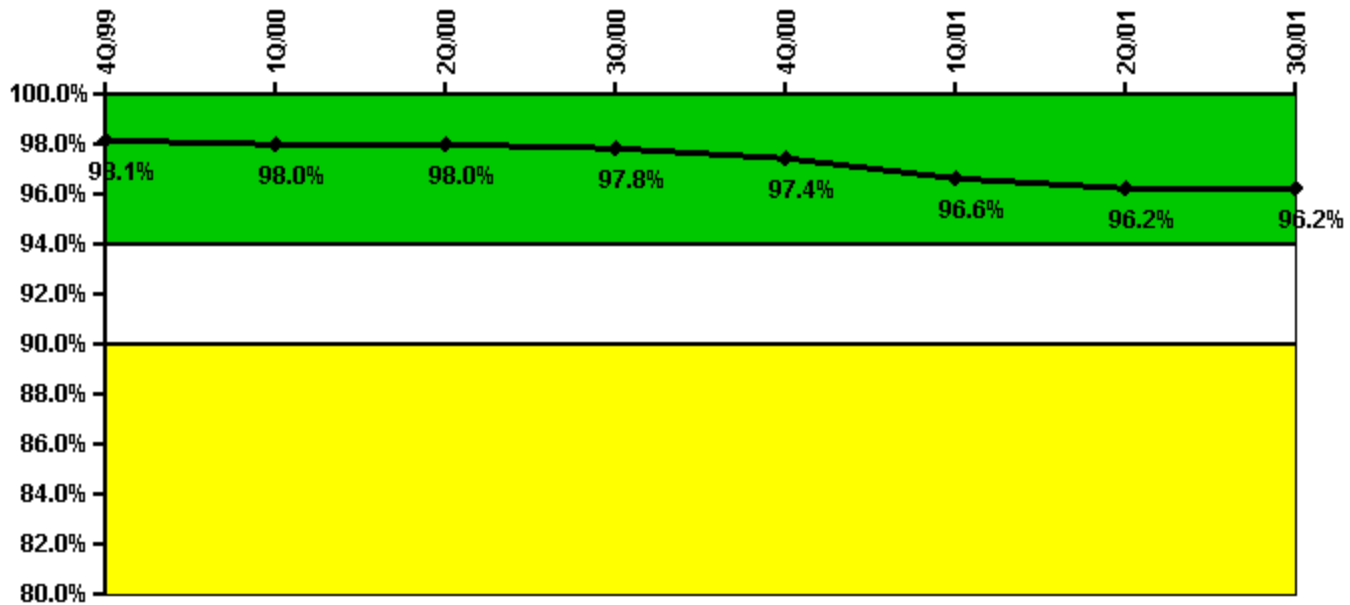
Thresholds: White < 80.0% Yellow < 60.0%

Notes

ERO Drill Participation	4Q/99	1Q/00	2Q/00	3Q/00	4Q/00	1Q/01	2Q/01	3Q/01
Participating Key personnel	151.0	161.0	157.0	181.0	180.0	179.0	178.0	192.0
Total Key personnel	187.0	196.0	191.0	192.0	191.0	190.0	188.0	199.0
Indicator value	80.7%	82.1%	82.2%	94.3%	94.2%	94.2%	94.7%	96.5%

Licensee Comments: none

Alert & Notification System



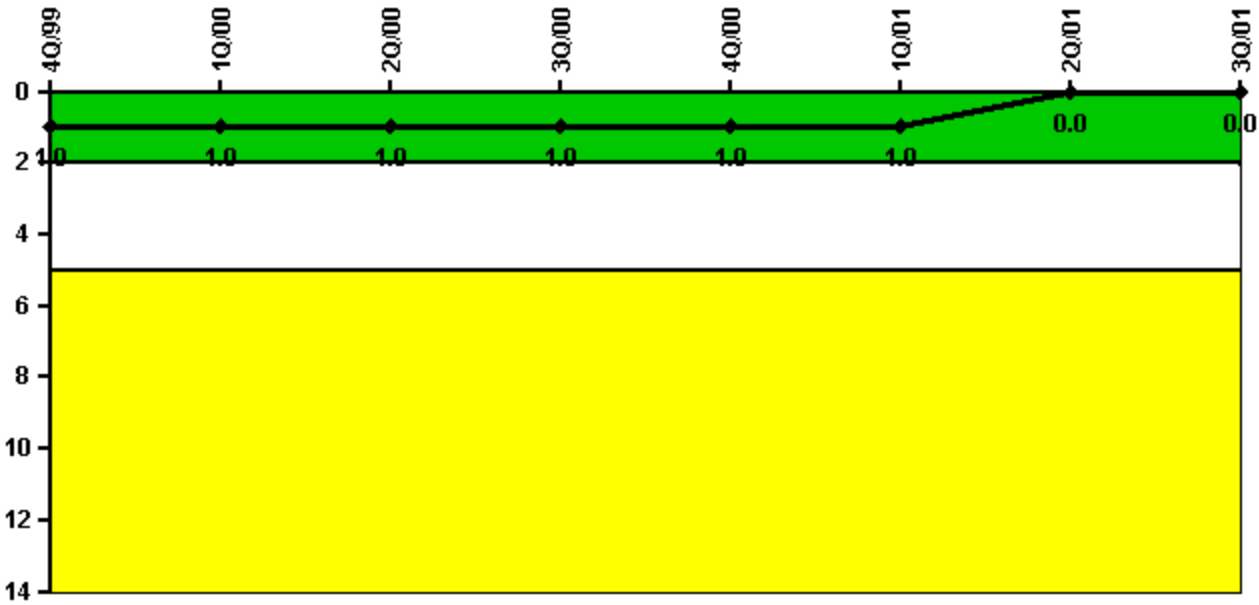
Thresholds: White < 94.0% Yellow < 90.0%

Notes

Alert & Notification System	4Q/99	1Q/00	2Q/00	3Q/00	4Q/00	1Q/01	2Q/01	3Q/01
Successful siren-tests	2226	2213	2234	2123	2195	2135	2293	2208
Total sirens-tests	2264	2276	2270	2188	2262	2276	2363	2275
Indicator value	98.1%	98.0%	98.0%	97.8%	97.4%	96.6%	96.2%	96.2%

Licensee Comments: none

Occupational Exposure Control Effectiveness



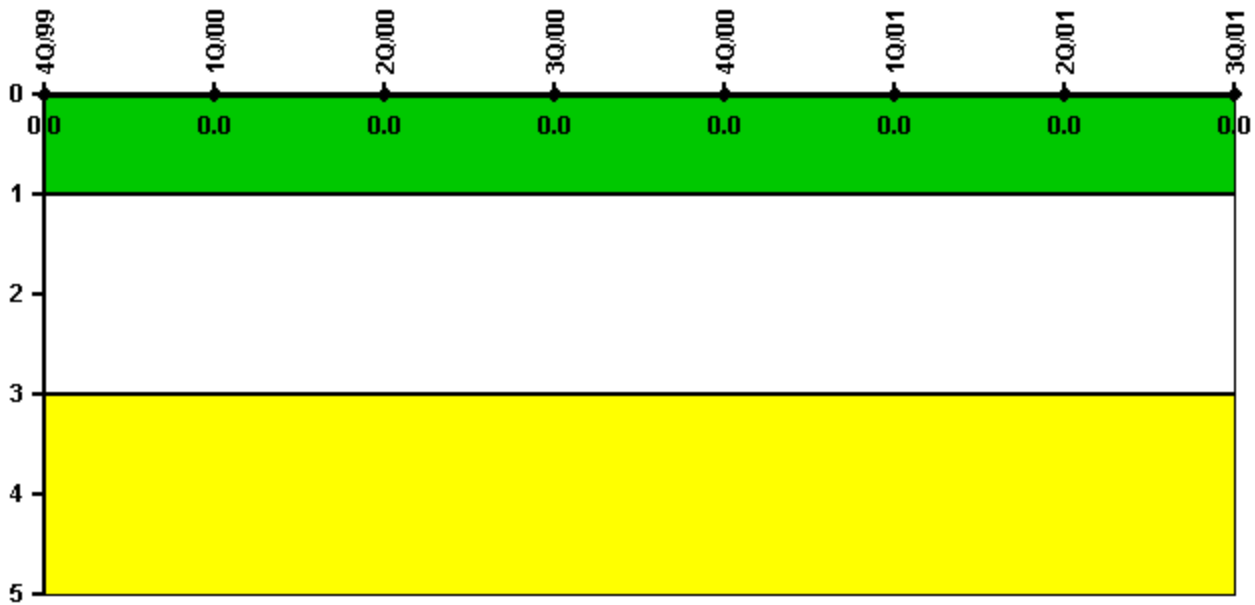
Thresholds: White > 2.0 Yellow > 5.0

Notes

Occupational Exposure Control Effectiveness	4Q/99	1Q/00	2Q/00	3Q/00	4Q/00	1Q/01	2Q/01	3Q/01
High radiation area occurrences	0	0	1	0	0	0	0	0
Very high radiation area occurrences	0	0	0	0	0	0	0	0
Unintended exposure occurrences	0	0	0	0	0	0	0	0
Indicator value	1	1	1	1	1	1	0	0

Licensee Comments: none

RETS/ODCM Radiological Effluent



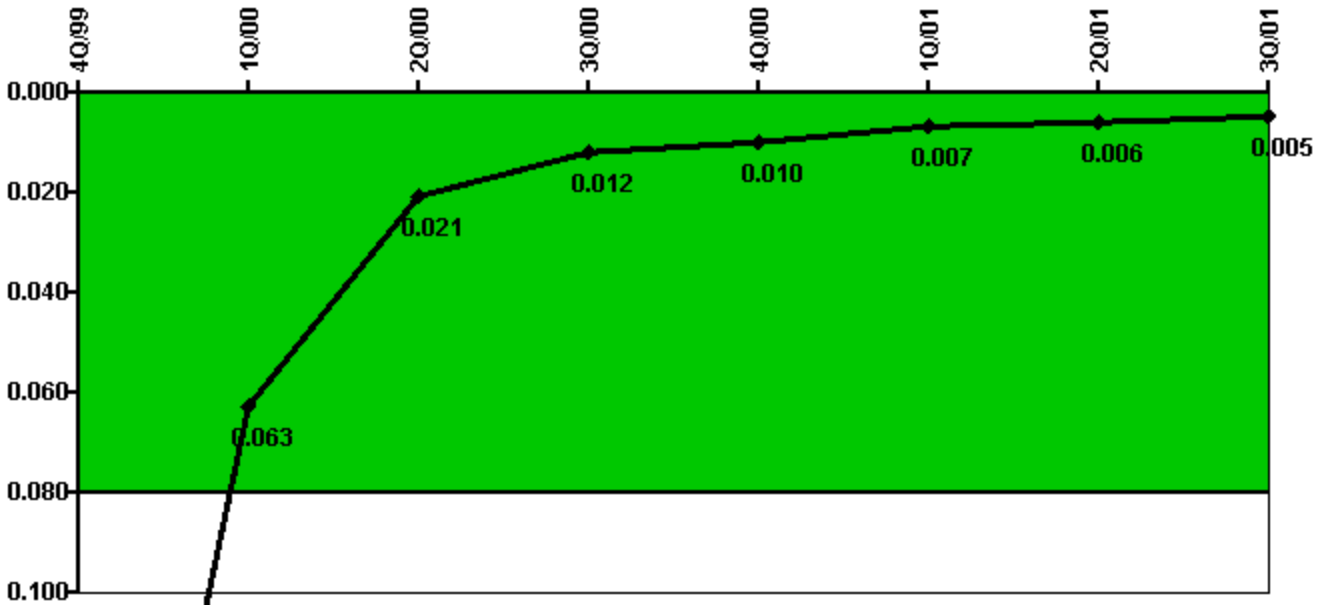
Thresholds: White > 1.0 Yellow > 3.0

Notes

RETS/ODCM Radiological Effluent	4Q/99	1Q/00	2Q/00	3Q/00	4Q/00	1Q/01	2Q/01	3Q/01
RETS/ODCM occurrences	0	0	0	0	0	0	0	0
Indicator value	0	0	0	0	0	0	0	0

Licensee Comments: none

Protected Area Security Performance Index



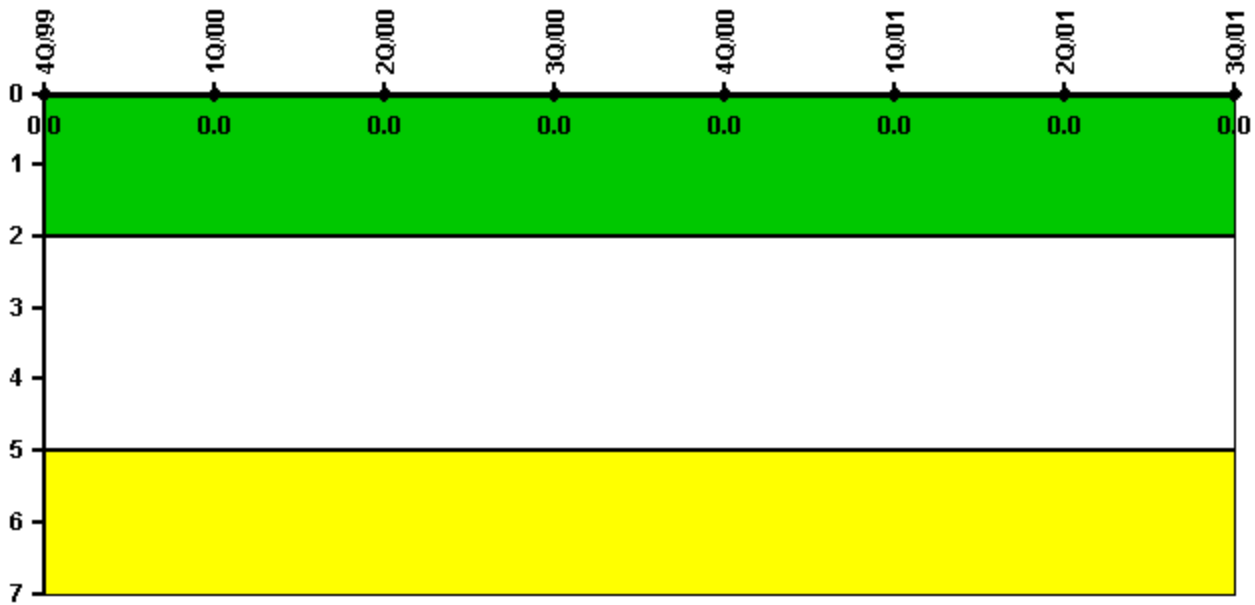
Thresholds: White > 0.080

Notes

Protected Area Security Performance Index	4Q/99	1Q/00	2Q/00	3Q/00	4Q/00	1Q/01	2Q/01	3Q/01
IDS compensatory hours	88.80	37.50	63.90	30.30	0	9.20	58.10	12.10
CCTV compensatory hours	5.4	105.0	10.5	7.9	0.5	57.3	3.8	0
IDS normalization factor	2.45	2.45	2.45	2.45	2.45	2.45	2.45	2.45
CCTV normalization factor	1.0	1.0	1.0	1.0	1.0	1.0	1.0	1.0
Index Value	0.223	0.063	0.021	0.012	0.010	0.007	0.006	0.005

Licensee Comments: none

Personnel Screening Program



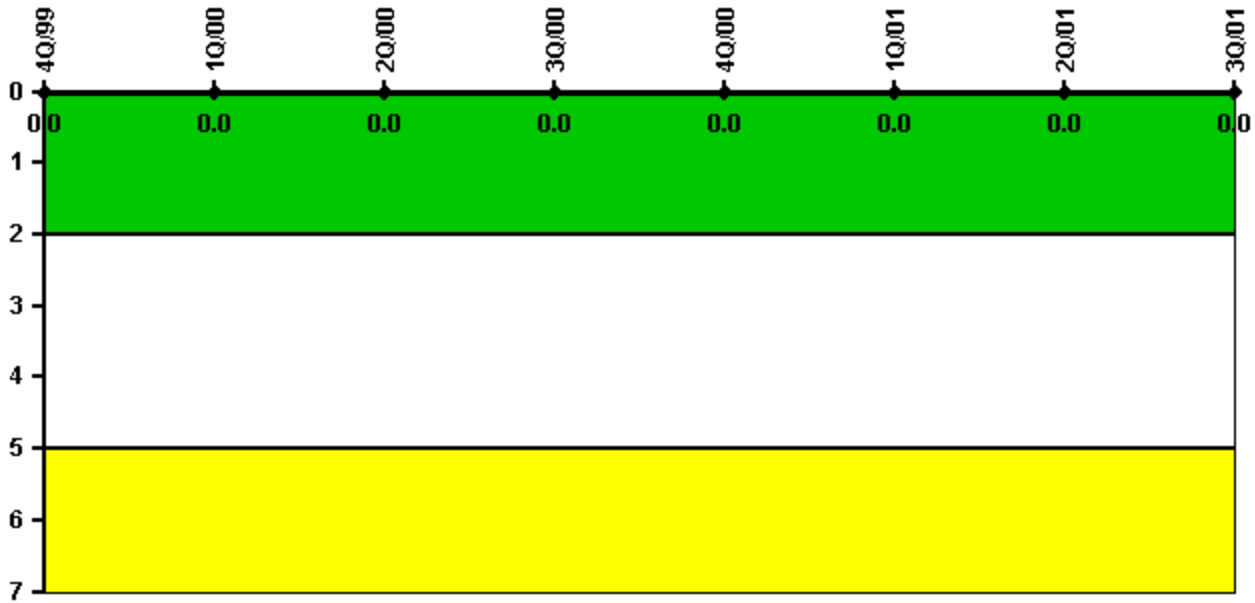
Thresholds: White > 2.0 Yellow > 5.0

Notes

Personnel Screening Program	4Q/99	1Q/00	2Q/00	3Q/00	4Q/00	1Q/01	2Q/01	3Q/01
Program failures	0	0	0	0	0	0	0	0
Indicator value	0	0	0	0	0	0	0	0

Licensee Comments: none

FFD/Personnel Reliability



Thresholds: White > 2.0 Yellow > 5.0

Notes

FFD/Personnel Reliability	4Q/99	1Q/00	2Q/00	3Q/00	4Q/00	1Q/01	2Q/01	3Q/01
Program Failures	0	0	0	0	0	0	0	0
Indicator value	0	0	0	0	0	0	0	0

Licensee Comments: none

▲ [PI Summary](#) | [Inspection Findings Summary](#) | [Action Matrix Summary](#) | [Reactor Oversight Process](#)

Last Modified: March 26, 2002