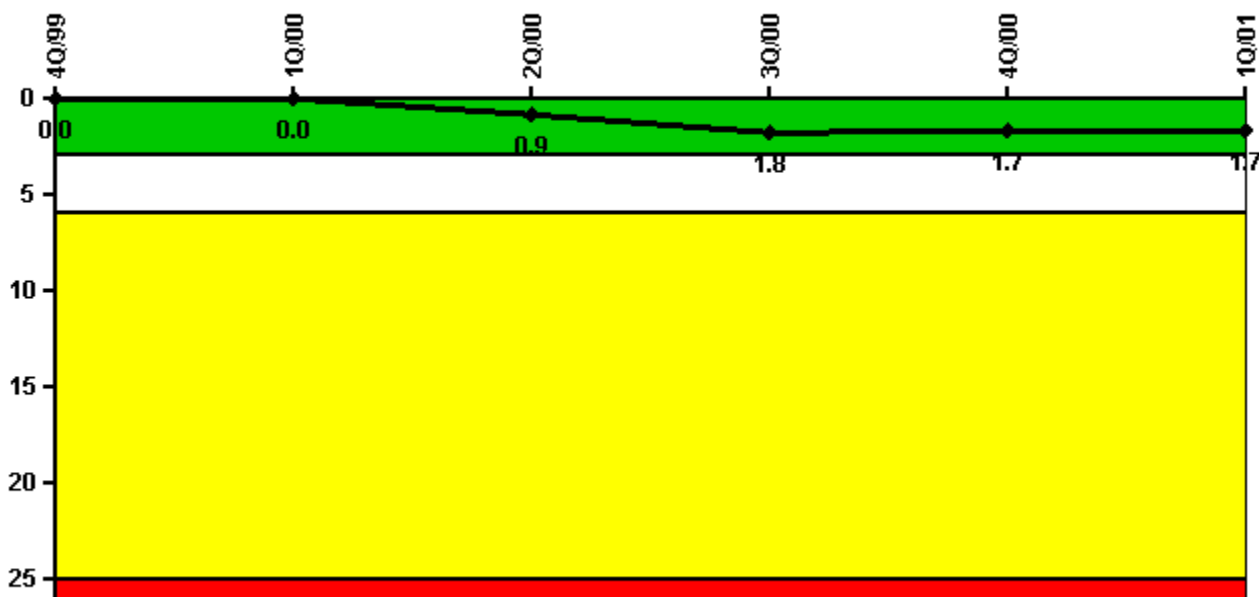


### Columbia Generating Station

#### 1Q/2001 Performance Indicators

Licensee's General Comments: none

#### Unplanned Scrams per 7000 Critical Hrs



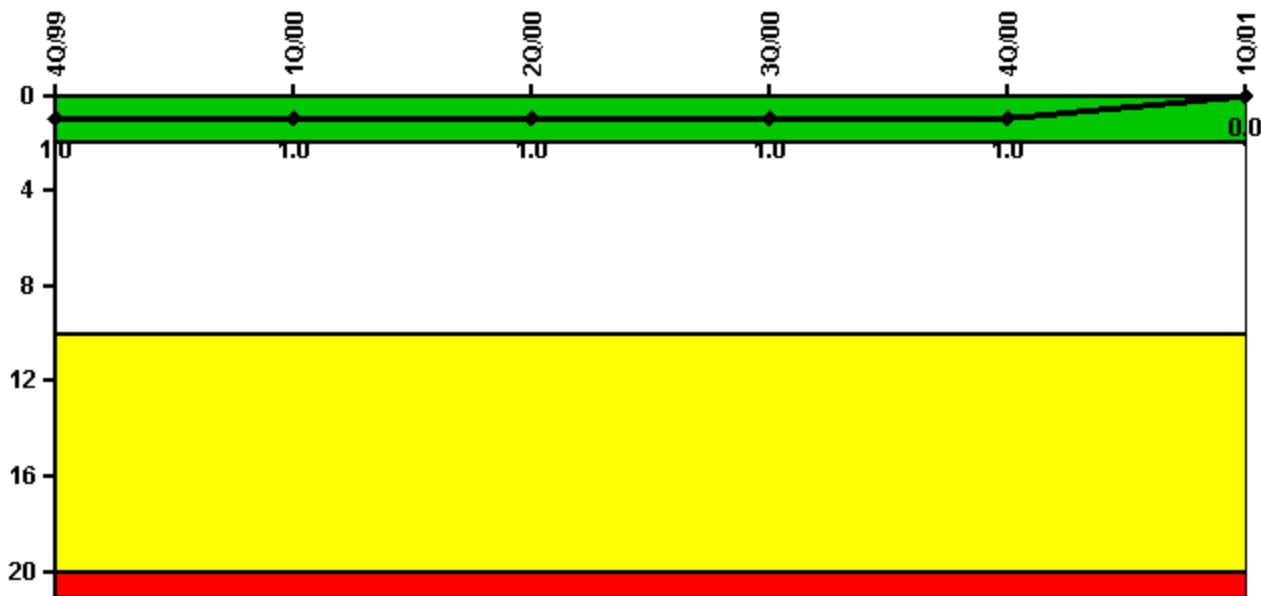
Thresholds: White > 3.0 Yellow > 6.0 Red > 25.0

#### Notes

Unplanned Scrams per 7000 Critical Hrs	4Q/99	1Q/00	2Q/00	3Q/00	4Q/00	1Q/01
Unplanned scrams	0	0	1.0	1.0	0	0
Critical hours	1686.3	2184.0	2071.4	1996.5	2209.0	2160.0
Indicator value	0	0	0.9	1.8	1.7	1.7

Licensee Comments: none

### Scrams with Loss of Normal Heat Removal



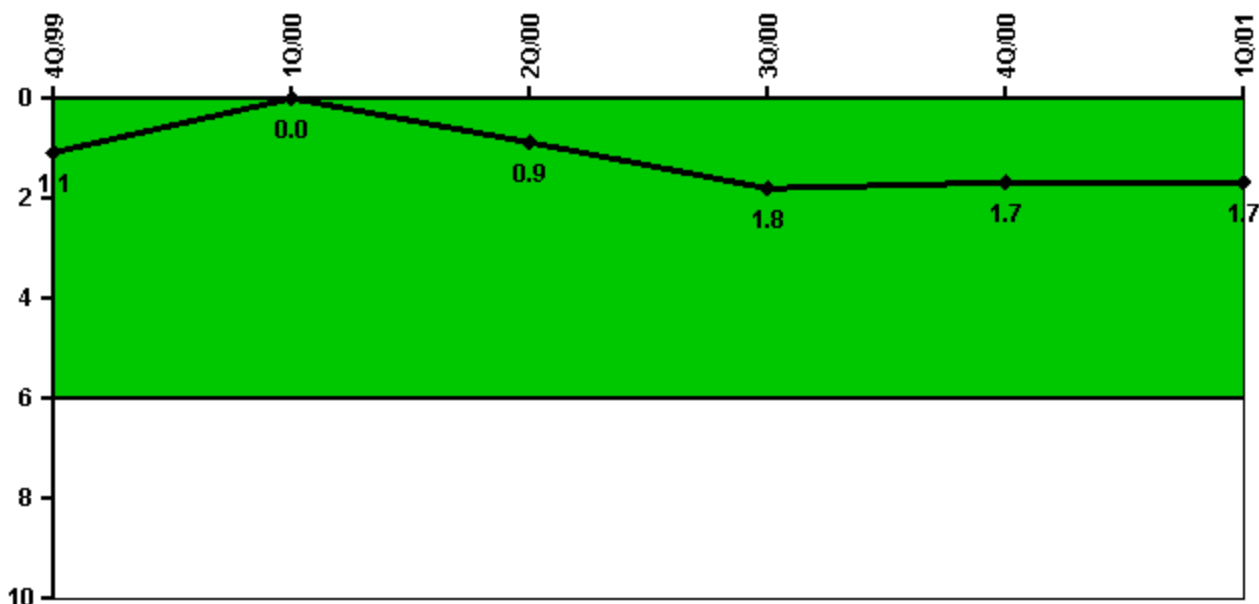
Thresholds: White > 2.0 Yellow > 10.0 Red > 20.0

#### Notes

Scrams with Loss of Normal Heat Removal	4Q/99	1Q/00	2Q/00	3Q/00	4Q/00	1Q/01
Scrams	0	0	0	0	0	0
Indicator value	1.0	1.0	1.0	1.0	1.0	0

Licensee Comments: none

### Unplanned Power Changes per 7000 Critical Hrs



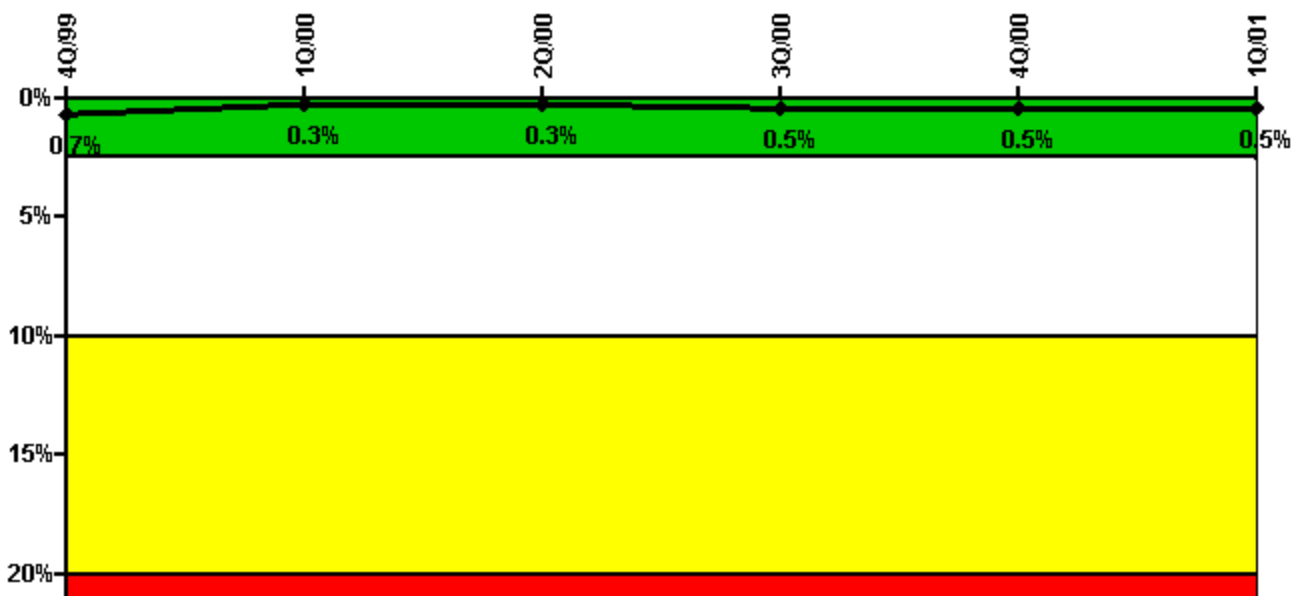
Thresholds: White > 6.0

#### Notes

Unplanned Power Changes per 7000 Critical Hrs	4Q/99	1Q/00	2Q/00	3Q/00	4Q/00	1Q/01
Unplanned power changes	0	0	1.0	1.0	0	0
Critical hours	1686.3	2184.0	2071.4	1996.5	2209.0	2160.0
<b>Indicator value</b>	<b>1.1</b>	<b>0</b>	<b>0.9</b>	<b>1.8</b>	<b>1.7</b>	<b>1.7</b>

Licensee Comments: none

### Safety System Unavailability, Emergency AC Power, >2EDG



Thresholds: White > 2.5% Yellow > 10.0% Red > 20.0%

#### Notes

Safety System Unavailability, Emergency AC Power, >2EDG	4Q/99	1Q/00	2Q/00	3Q/00	4Q/00	1Q/01
<b>Train 1</b>						
Planned unavailable hours	3.40	2.25	0.99	17.67	5.04	3.53
Unplanned unavailable hours	0	0	0	8.55	0	6.05
Fault exposure hours	0	0	0	0	0	0
Effective Reset hours	0	0	0	0	0	0
Required hours	2209.00	2184.00	2183.00	2208.00	2209.00	2160.00
<b>Train 2</b>						
Planned unavailable hours	3.90	4.35	24.80	10.83	31.38	1.32
Unplanned unavailable hours	0	1.87	0	52.25	0	0
Fault exposure hours	0	0	0	0	0	0
Effective Reset hours	0	345.40	0	0	0	0
Required hours	2209.00	2184.00	2183.00	2208.00	2209.00	2160.00
<b>Train 3</b>						
Planned unavailable hours	2.10	4.76	2.80	5.47	27.29	3.42
Unplanned unavailable hours	0	0	0	0	0	0
Fault exposure hours	0	0	0	0	0	0
Effective Reset hours	0	0	0	0	0	0
Required hours	2209.00	2184.00	2183.00	2208.00	2209.00	2160.00
<b>Indicator value</b>	<b>0.7%</b>	<b>0.3%</b>	<b>0.3%</b>	<b>0.5%</b>	<b>0.5%</b>	<b>0.5%</b>

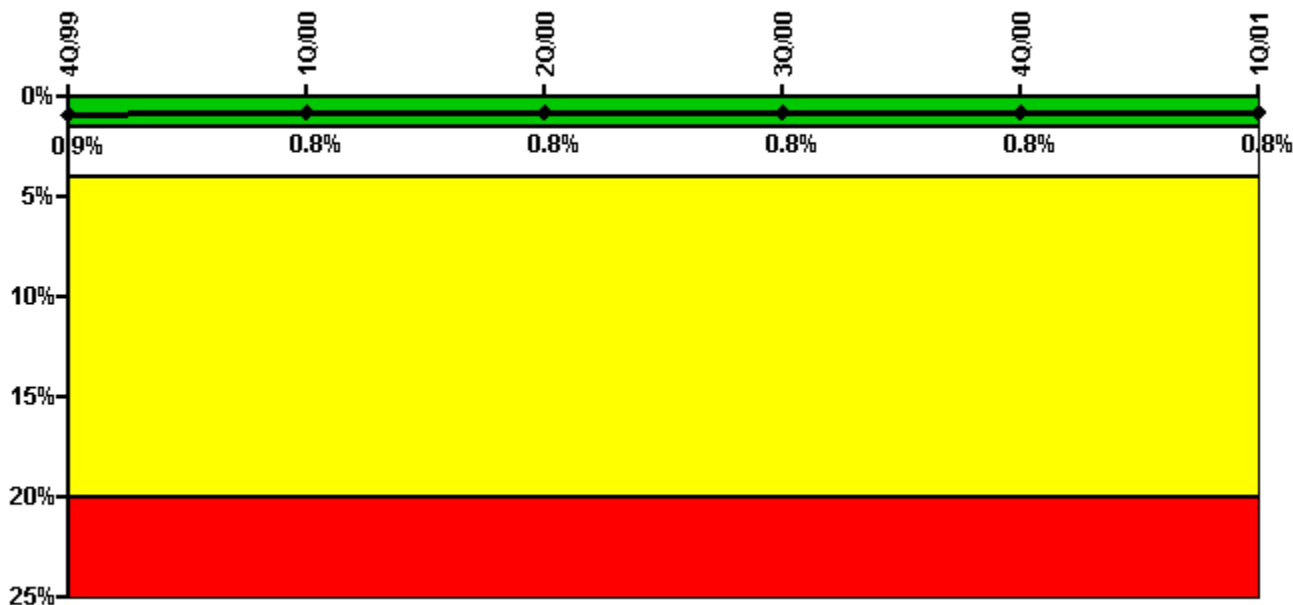
Licensee Comments:

3Q/98:

Effective Reset Comments:

1Q/00: Previously reset hours were reset under the new process.

### Safety System Unavailability, High Pressure Injection System (HPCS)



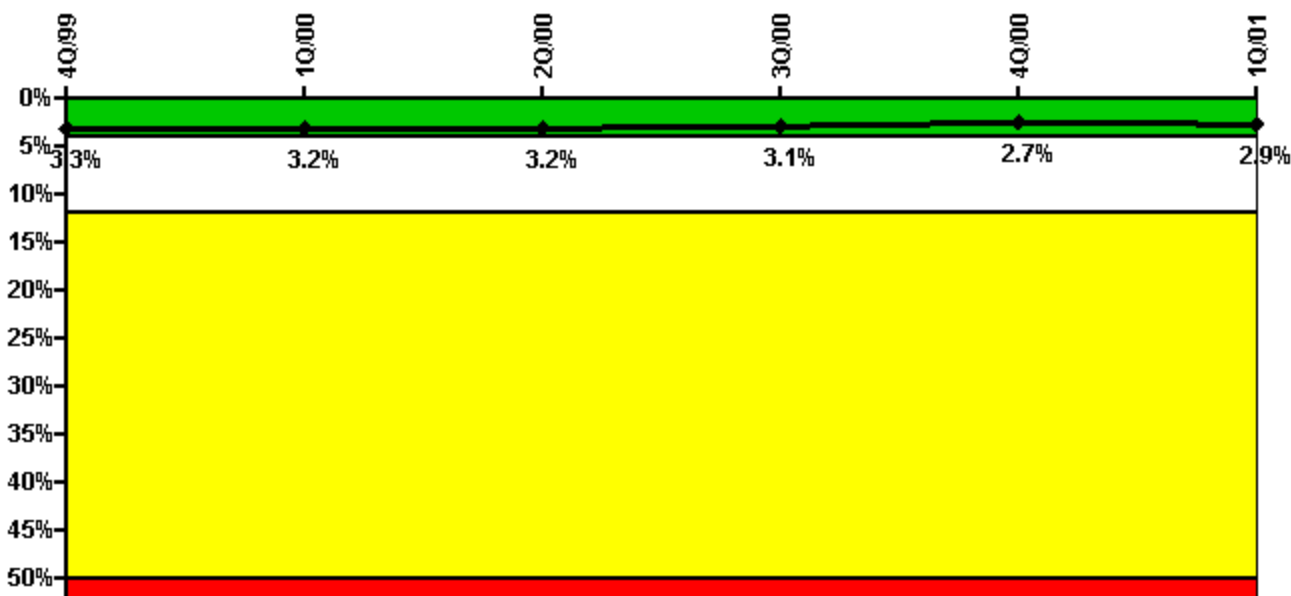
Thresholds: White > 1.5% Yellow > 4.0% Red > 20.0%

#### Notes

Safety System Unavailability, High Pressure Injection System (HPCS)	4Q/99	1Q/00	2Q/00	3Q/00	4Q/00	1Q/01
<b>Train 1</b>						
Planned unavailable hours	3.20	8.14	5.61	4.18	26.10	6.81
Unplanned unavailable hours	0	0	0	0	0	0
Fault exposure hours	0	0	0	0	0	0
Effective Reset hours	0	0	0	0	0	0
Required hours	1692.00	2184.00	2089.40	2037.70	2209.00	2160.00
<b>Indicator value</b>	<b>0.9%</b>	<b>0.8%</b>	<b>0.8%</b>	<b>0.8%</b>	<b>0.8%</b>	<b>0.8%</b>

Licensee Comments: none

### Safety System Unavailability, Heat Removal System (RCIC)



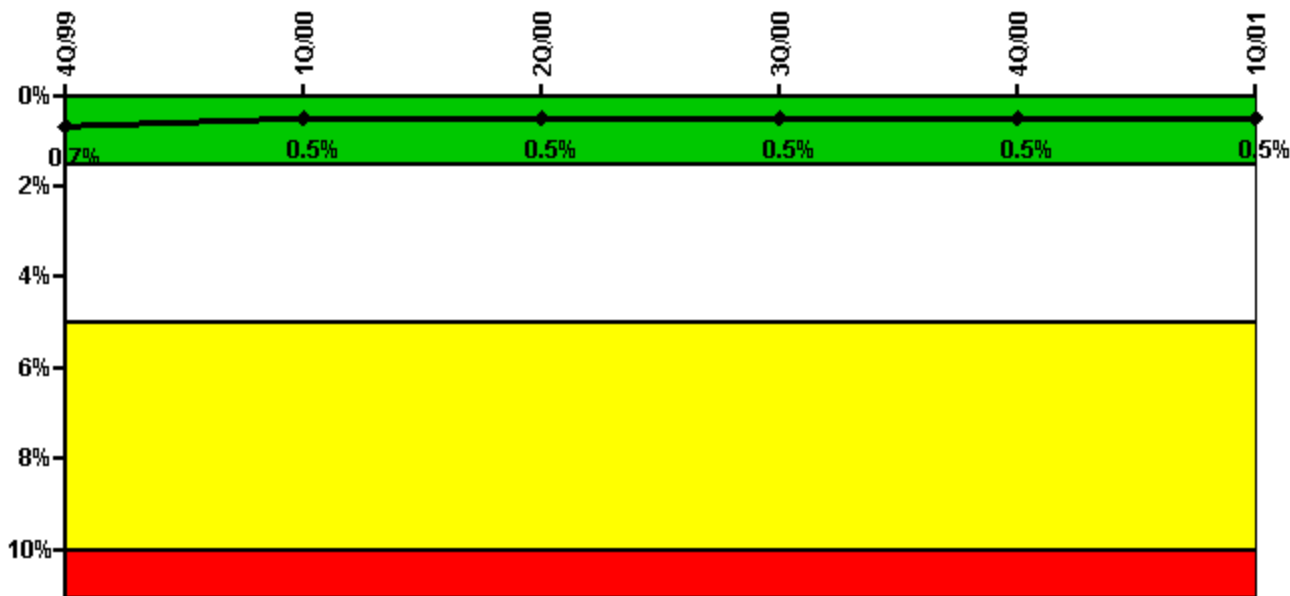
Thresholds: White > 4.0% Yellow > 12.0% Red > 50.0%

#### Notes

Safety System Unavailability, Heat Removal System (RCIC)	4Q/99	1Q/00	2Q/00	3Q/00	4Q/00	1Q/01
<b>Train 1</b>						
Planned unavailable hours	4.70	22.57	23.80	5.92	13.29	3.89
Unplanned unavailable hours	0	0	32.28	0	0	178.90
Fault exposure hours	0	0	0	0	0	0
Effective Reset hours	0	0	0	0	0	0
Required hours	1676.30	2184.00	2080.50	1999.88	2209.00	2160.00
<b>Indicator value</b>	<b>3.3%</b>	<b>3.2%</b>	<b>3.2%</b>	<b>3.1%</b>	<b>2.7%</b>	<b>2.9%</b>

Licensee Comments: none

### Safety System Unavailability, Residual Heat Removal System



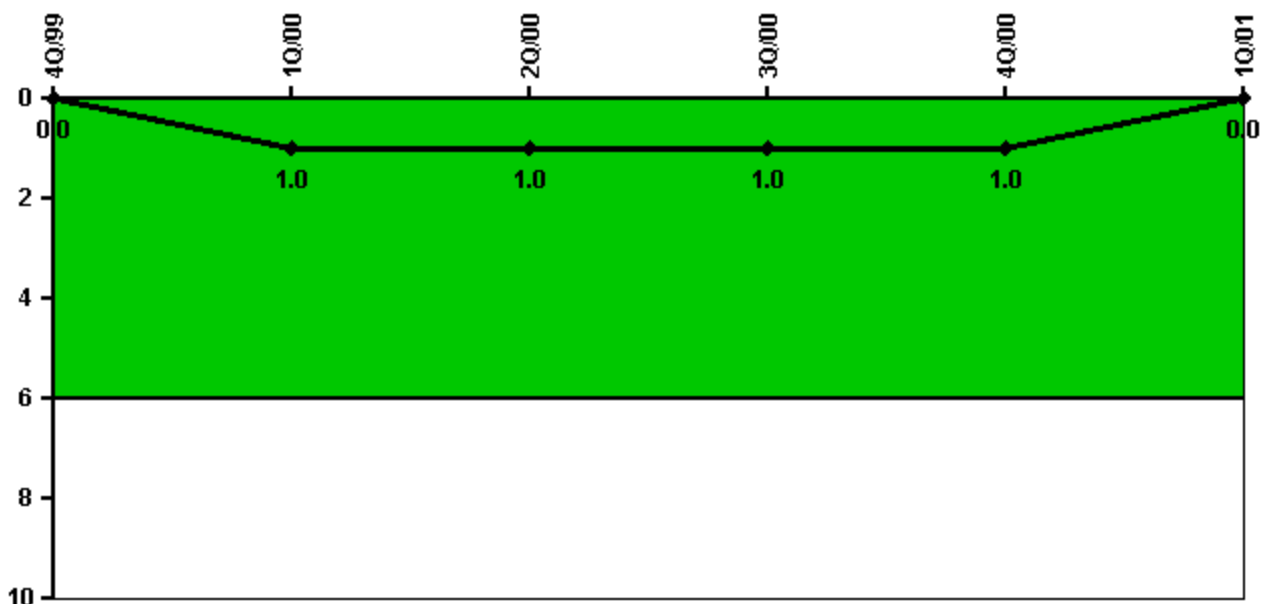
Thresholds: White > 1.5% Yellow > 5.0% Red > 10.0%

**Notes**

Safety System Unavailability, Residual Heat Removal System	4Q/99	1Q/00	2Q/00	3Q/00	4Q/00	1Q/01
<b>Train 1</b>						
Planned unavailable hours	10.00	0.37	0.33	8.58	1.33	1.57
Unplanned unavailable hours	0	0	0	8.28	0	0
Fault exposure hours	0	0	0	0	0	0
Effective Reset hours	0	0	0	0	0	0
Required hours	2050.00	2184.00	2183.00	2208.00	2209.00	2160.00
<b>Train 2</b>						
Planned unavailable hours	20.30	0.25	0.28	5.48	10.78	1.33
Unplanned unavailable hours	0	1.87	0	0	0	0
Fault exposure hours	0	0	0	0	0	0
Effective Reset hours	0	0	0	0	0	0
Required hours	2050.00	2184.00	2183.00	2208.00	2209.00	2160.00
<b>Indicator value</b>	<b>0.7%</b>	<b>0.5%</b>	<b>0.5%</b>	<b>0.5%</b>	<b>0.5%</b>	<b>0.5%</b>

Licensee Comments: none

### Safety System Functional Failures (BWR)



Thresholds: White > 6.0

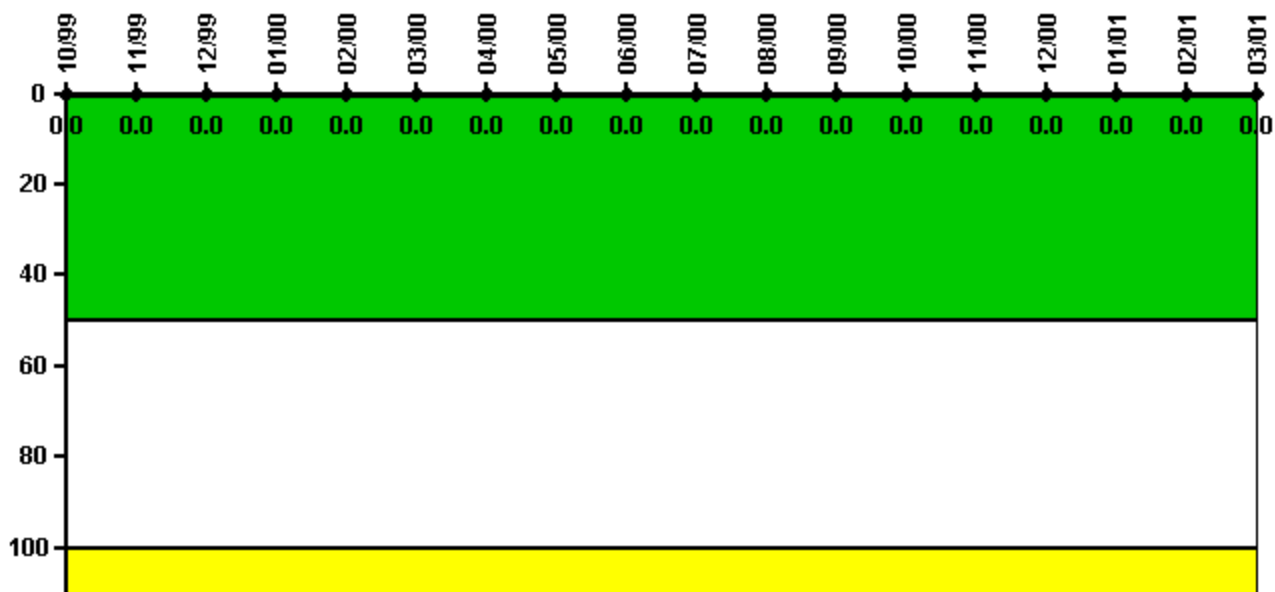
#### Notes

Safety System Functional Failures (BWR)	4Q/99	1Q/00	2Q/00	3Q/00	4Q/00	1Q/01
Safety System Functional Failures	0	1	0	0	0	0
Indicator value	0	1	1	1	1	0

Licensee Comments: none



### Reactor Coolant System Activity



Thresholds: White > 50.0 Yellow > 100.0

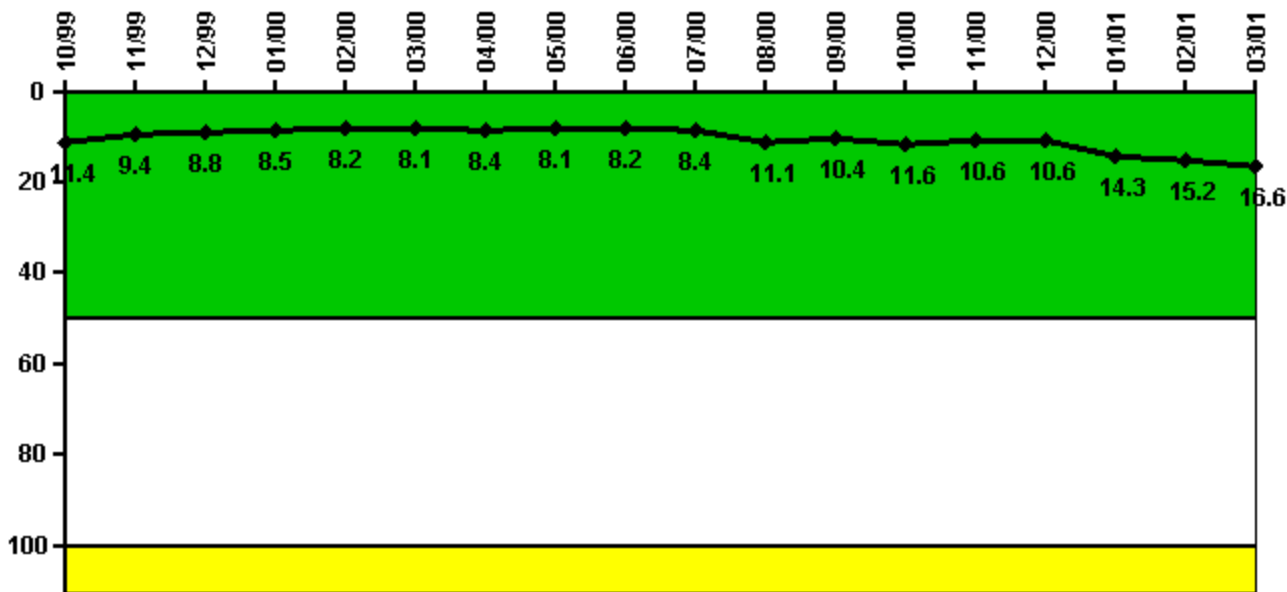
#### Notes

Reactor Coolant System Activity	10/99	11/99	12/99	1/00	2/00	3/00	4/00	5/00	6/00	7/00	8/00	9/00
Maximum activity	0.000023	0.000029	0.000031	0.000031	0.000024	0.000020	0.000017	0.000018	0.000023	0.000021	0.000020	0.000020
Technical specification limit	0.2	0.2	0.2	0.2	0.2	0.2	0.2	0.2	0.2	0.2	0.2	0.2
Indicator value	0	0	0	0	0	0	0	0	0	0	0	0

Reactor Coolant System Activity	10/00	11/00	12/00	1/01	2/01	3/01
Maximum activity	0.000021	0.000021	0.000024	0.000024	0.000022	0.000022
Technical specification limit	0.2	0.2	0.2	0.2	0.2	0.2
Indicator value	0	0	0	0	0	0

Licensee Comments: none

### Reactor Coolant System Leakage



Thresholds: White > 50.0 Yellow > 100.0

**Notes**

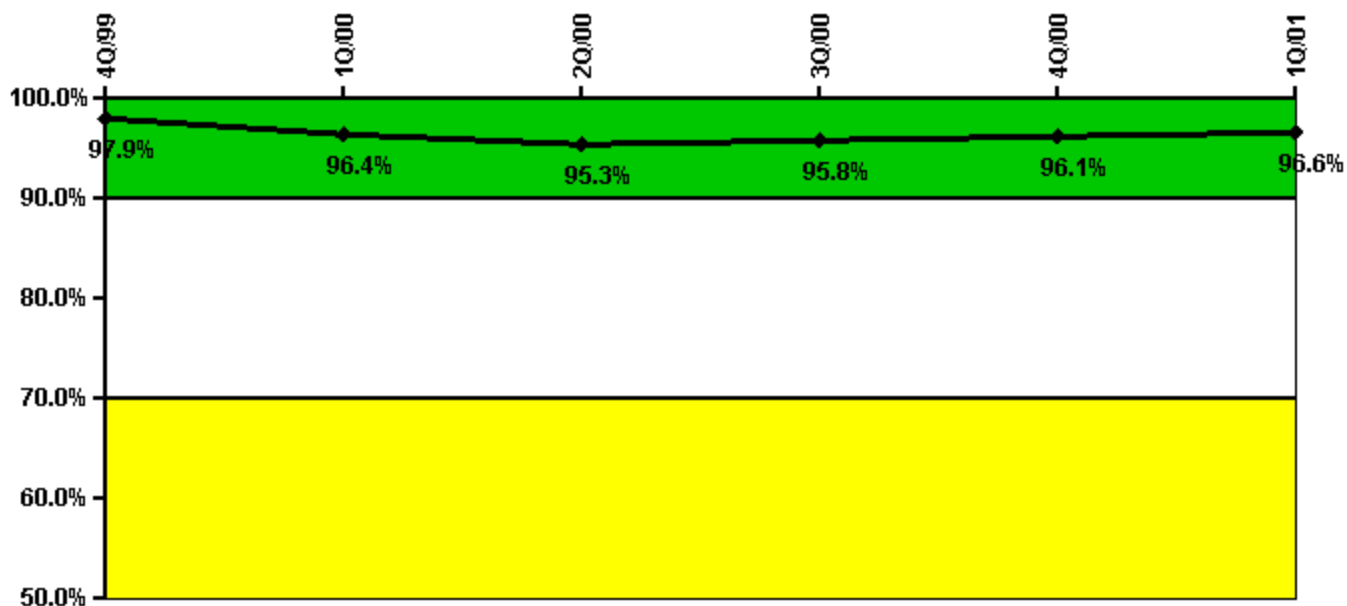
Reactor Coolant System Leakage	10/99	11/99	12/99	1/00	2/00	3/00	4/00	5/00	6/00	7/00	8/00	9/00
Maximum leakage	2.840	2.350	2.210	2.130	2.040	2.030	2.110	2.020	2.060	2.100	2.770	2.610
Technical specification limit	25.0	25.0	25.0	25.0	25.0	25.0	25.0	25.0	25.0	25.0	25.0	25.0
Indicator value	11.4	9.4	8.8	8.5	8.2	8.1	8.4	8.1	8.2	8.4	11.1	10.4

Reactor Coolant System Leakage	10/00	11/00	12/00	1/01	2/01	3/01
Maximum leakage	2.900	2.640	2.660	3.570	3.790	4.150
Technical specification limit	25.0	25.0	25.0	25.0	25.0	25.0
Indicator value	11.6	10.6	10.6	14.3	15.2	16.6

Licensee Comments:

3/01: This indicator data is RCS Total Leakage. Columbia Generating Station Technical Specification is for Total Leakage.

### Drill/Exercise Performance



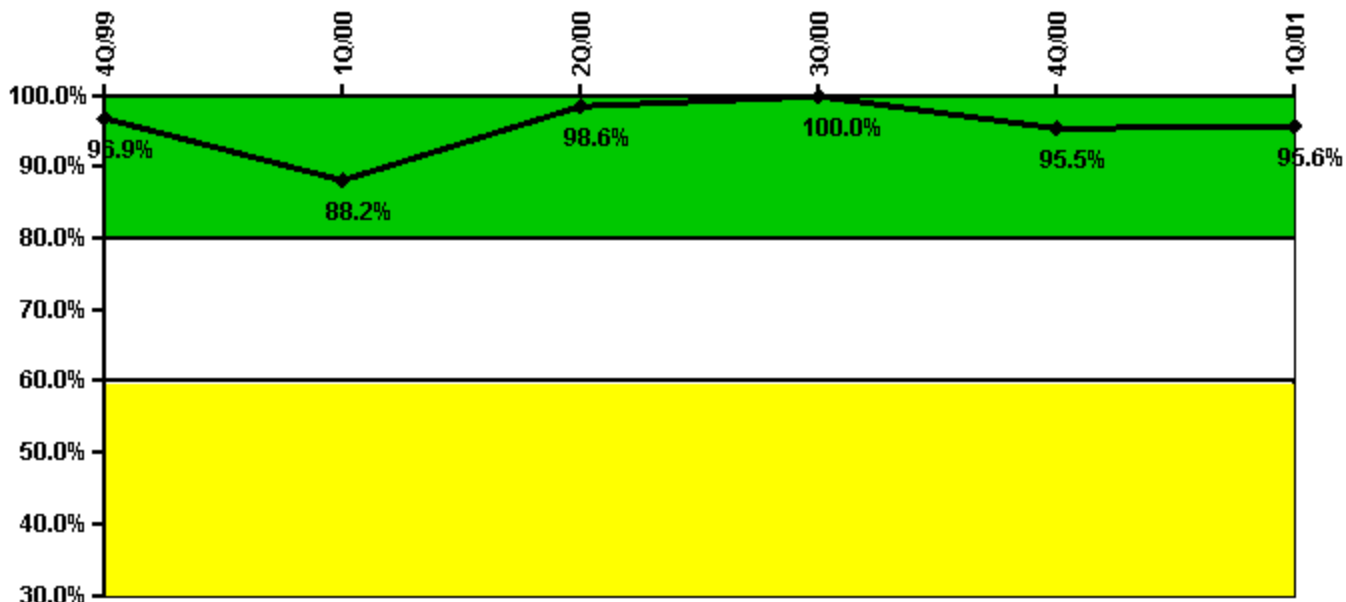
Thresholds: White < 90.0% Yellow < 70.0%

#### Notes

Drill/Exercise Performance	4Q/99	1Q/00	2Q/00	3Q/00	4Q/00	1Q/01
Successful opportunities	7.0	22.0	30.0	20.0	8.0	12.0
Total opportunities	7.0	23.0	32.0	21.0	8.0	12.0
Indicator value	97.9%	96.4%	95.3%	95.8%	96.1%	96.6%

Licensee Comments: none

### ERO Drill Participation



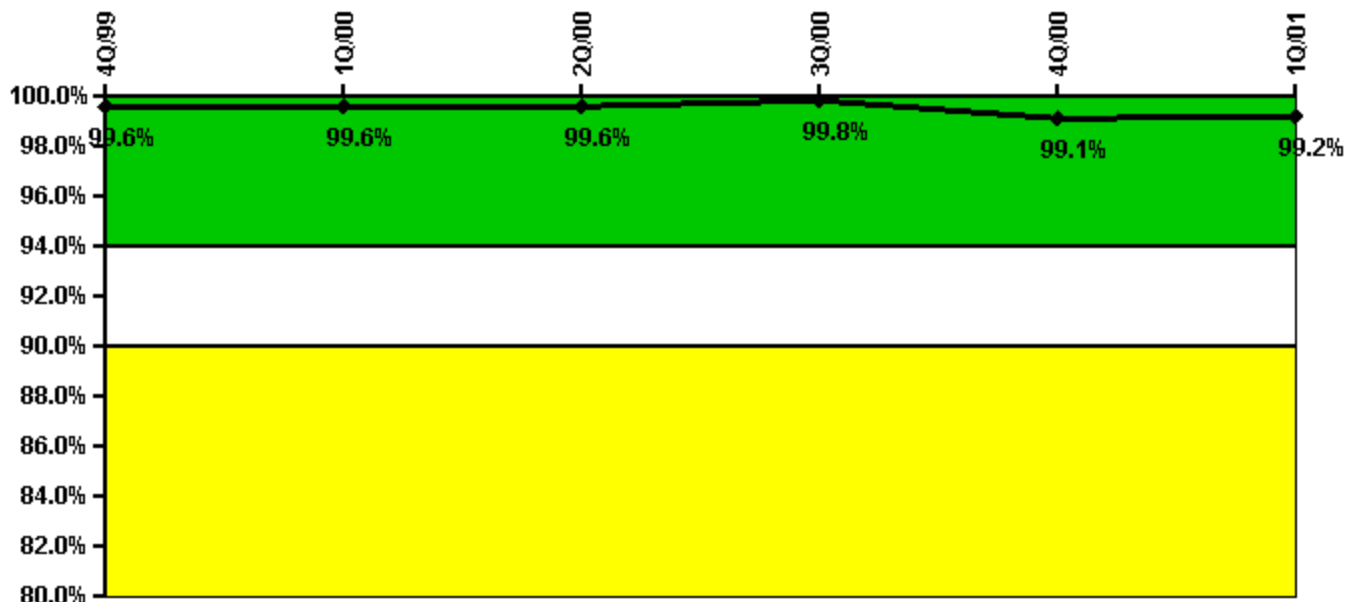
Thresholds: White < 80.0% Yellow < 60.0%

#### Notes

ERO Drill Participation	4Q/99	1Q/00	2Q/00	3Q/00	4Q/00	1Q/01
Participating Key personnel	62.0	60.0	70.0	70.0	64.0	65.0
Total Key personnel	64.0	68.0	71.0	70.0	67.0	68.0
Indicator value	96.9%	88.2%	98.6%	100.0%	95.5%	95.6%

Licensee Comments: none

### Alert & Notification System



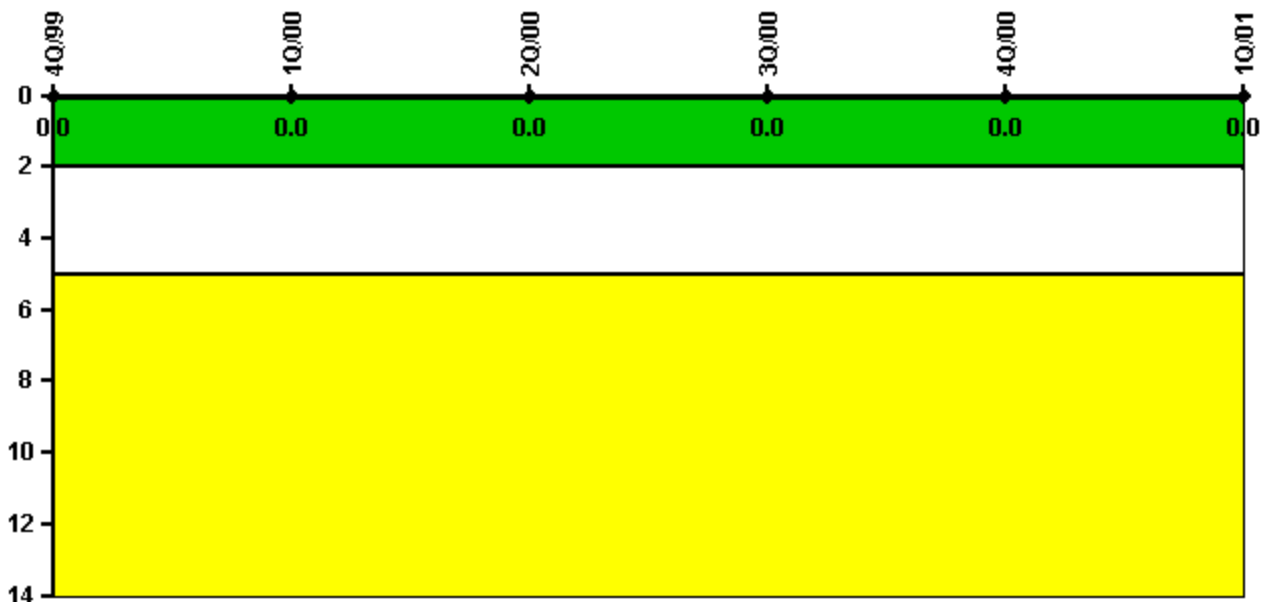
Thresholds: White < 94.0% Yellow < 90.0%

#### Notes

Alert & Notification System	4Q/99	1Q/00	2Q/00	3Q/00	4Q/00	1Q/01
Successful siren-tests	164	132	143	143	138	198
Total sirens-tests	165	132	143	143	143	198
Indicator value	99.6%	99.6%	99.6%	99.8%	99.1%	99.2%

Licensee Comments: none

### Occupational Exposure Control Effectiveness



Thresholds: White > 2.0 Yellow > 5.0

#### Notes

Occupational Exposure Control Effectiveness	4Q/99	1Q/00	2Q/00	3Q/00	4Q/00	1Q/01
High radiation area occurrences	0	0	0	0	0	0
Very high radiation area occurrences	0	0	0	0	0	0
Unintended exposure occurrences	0	0	0	0	0	0
<b>Indicator value</b>	<b>0</b>	<b>0</b>	<b>0</b>	<b>0</b>	<b>0</b>	<b>0</b>

Licensee Comments: none

### RETS/ODCM Radiological Effluent



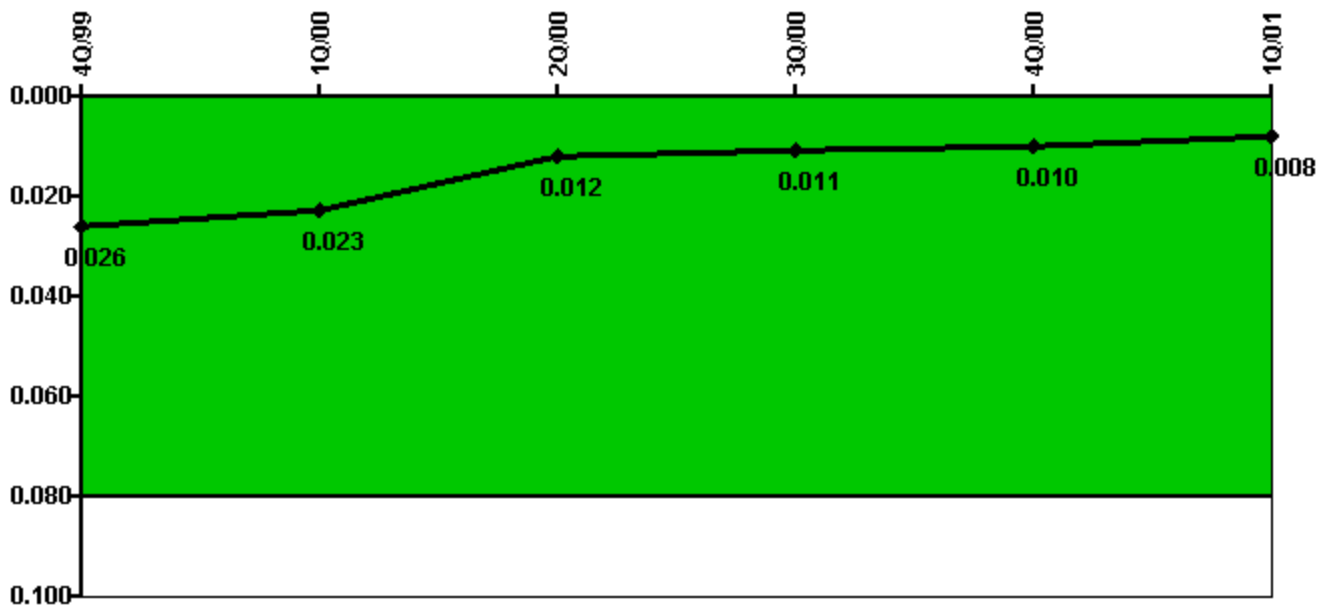
Thresholds: White > 1.0 Yellow > 3.0

#### Notes

RETS/ODCM Radiological Effluent	4Q/99	1Q/00	2Q/00	3Q/00	4Q/00	1Q/01
RETS/ODCM occurrences	0	0	0	0	0	0
Indicator value	0	0	0	0	0	0

Licensee Comments: none

### Protected Area Security Performance Index



Thresholds: White > 0.080

#### Notes

Protected Area Security Performance Index	4Q/99	1Q/00	2Q/00	3Q/00	4Q/00	1Q/01
IDS compensatory hours	55.80	45.90	148.30	93.60	7.80	14.30
CCTV compensatory hours	2.6	12.6	7.4	5.8	0	0
IDS normalization factor	2.10	2.10	2.10	2.10	2.10	2.05
CCTV normalization factor	1.0	1.0	1.0	1.0	1.0	1.0
<b>Index Value</b>	<b>0.026</b>	<b>0.023</b>	<b>0.012</b>	<b>0.011</b>	<b>0.010</b>	<b>0.008</b>

Licensee Comments:

1Q/01: Columbia Generating Station's IDS Normalization Factor has changed from 2.1 to 2.05, the number of IDS Zones changed from 42 to 41.



### Personnel Screening Program



Thresholds: White > 2.0 Yellow > 5.0

#### Notes

Personnel Screening Program	4Q/99	1Q/00	2Q/00	3Q/00	4Q/00	1Q/01
Program failures	0	0	0	0	0	0
Indicator value	0	0	0	0	0	0

Licensee Comments: none

### FFD/Personnel Reliability



Thresholds: White > 2.0 Yellow > 5.0

#### Notes

FFD/Personnel Reliability	4Q/99	1Q/00	2Q/00	3Q/00	4Q/00	1Q/01
Program Failures	0	0	0	0	0	0
Indicator value	0	0	0	0	0	0

Licensee Comments: none

▲ [PI Summary](#) | [Inspection Findings Summary](#) | [Action Matrix Summary](#) | [Reactor Oversight Process](#)

Last Modified: March 28, 2002