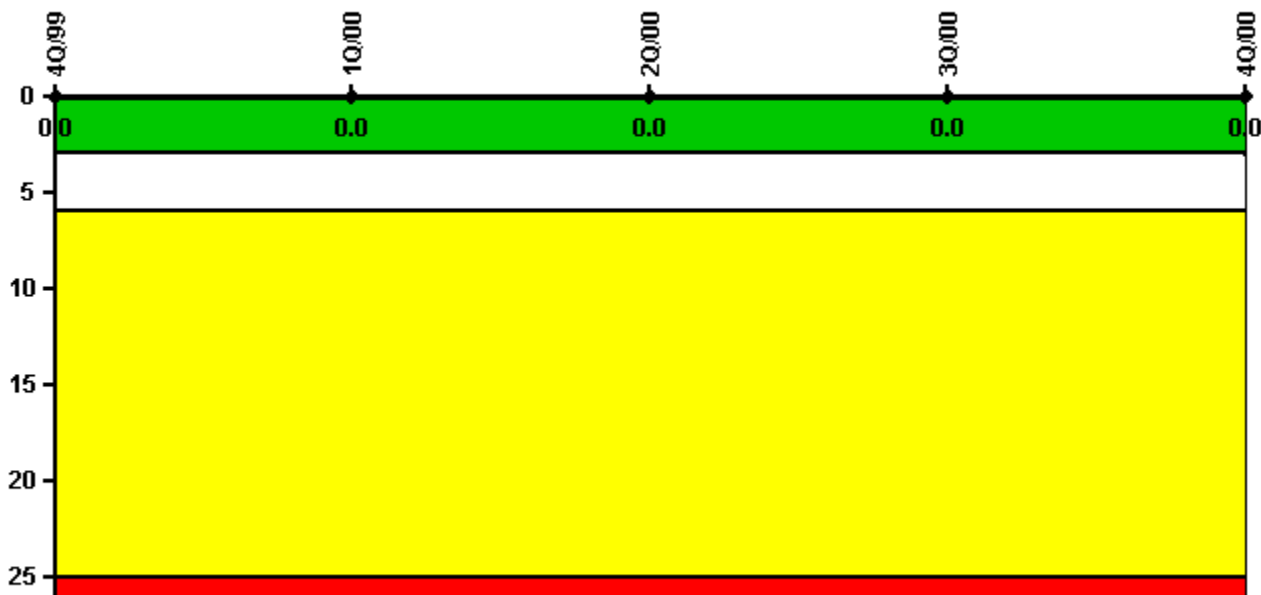


### Fort Calhoun

#### 4Q/2000 Performance Indicators

Licensee's General Comments: none

#### Unplanned Scrams per 7000 Critical Hrs



Thresholds: White > 3.0 Yellow > 6.0 Red > 25.0

#### Notes

Unplanned Scrams per 7000 Critical Hrs	4Q/99	1Q/00	2Q/00	3Q/00	4Q/00
Unplanned scrams	0	0	0	0	0
Critical hours	1261.4	2184.0	2156.1	2208.0	1664.3
<b>Indicator value</b>	<b>0</b>	<b>0</b>	<b>0</b>	<b>0</b>	<b>0</b>

Licensee Comments:

2Q/99: Correction to total hours in quarter

### Scrams with Loss of Normal Heat Removal



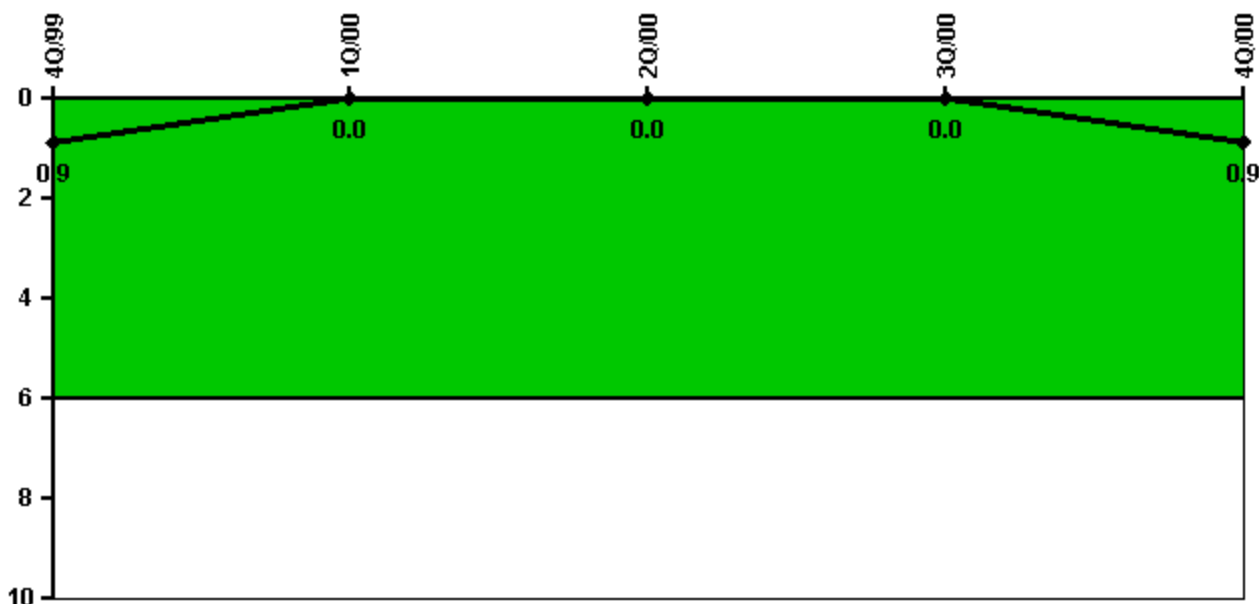
Thresholds: White > 2.0 Yellow > 10.0 Red > 20.0

#### Notes

Scrams with Loss of Normal Heat Removal	4Q/99	1Q/00	2Q/00	3Q/00	4Q/00
Scrams	0	0	0	0	0
Indicator value	0	0	0	0	0

Licensee Comments: none

### Unplanned Power Changes per 7000 Critical Hrs



Thresholds: White > 6.0

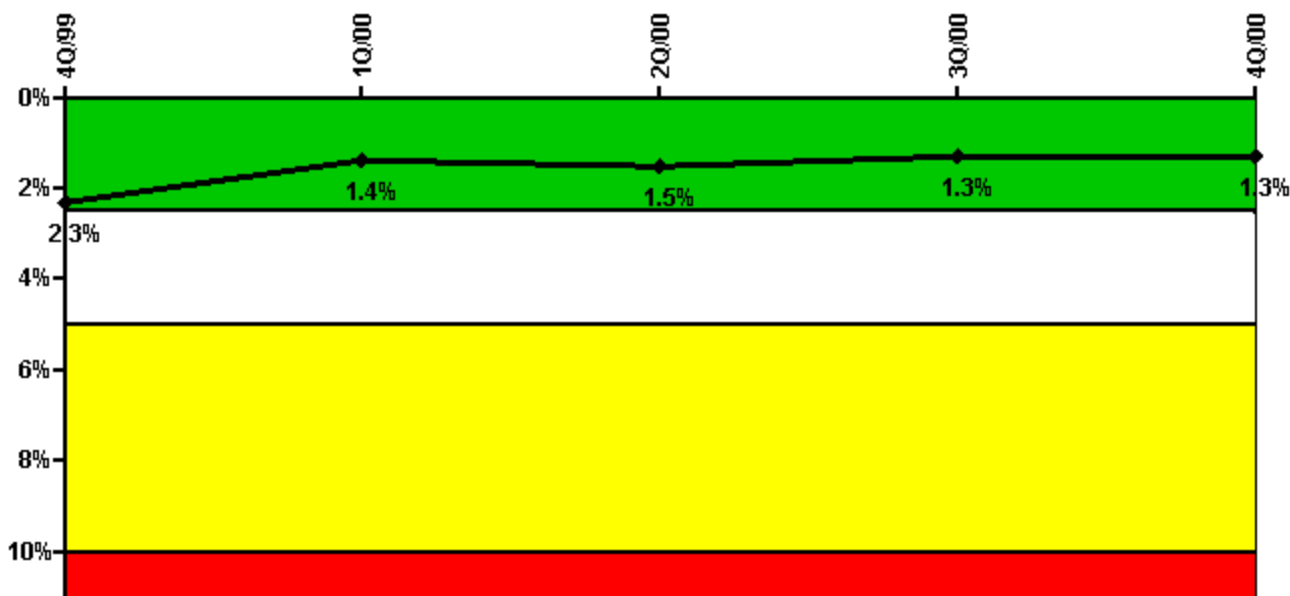
#### Notes

Unplanned Power Changes per 7000 Critical Hrs	4Q/99	1Q/00	2Q/00	3Q/00	4Q/00
Unplanned power changes	0	0	0	0	1.0
Critical hours	1261.4	2184.0	2156.1	2208.0	1664.3
<b>Indicator value</b>	<b>0.9</b>	<b>0</b>	<b>0</b>	<b>0</b>	<b>0.9</b>

Licensee Comments:

2Q/99: Correction to total hours in quarter

### Safety System Unavailability, Emergency AC Power



Thresholds: White > 2.5% Yellow > 5.0% Red > 10.0%

#### Notes

Safety System Unavailability, Emergency AC Power	4Q/99	1Q/00	2Q/00	3Q/00	4Q/00
<b>Train 1</b>					
Planned unavailable hours	8.30	12.90	26.90	16.40	31.50
Unplanned unavailable hours	4.10	0	3.30	0	5.80
Fault exposure hours	0	0	0	0	0
Effective Reset hours	0	420.10	0	0	0
Required hours	2209.00	2184.00	2183.00	2208.00	2209.00
<b>Train 2</b>					
Planned unavailable hours	12.35	13.80	17.40	22.20	17.20
Unplanned unavailable hours	0	0	12.00	0	8.00
Fault exposure hours	0	0	0	0	0
Effective Reset hours	0	0	0	0	0
Required hours	2209.00	2184.00	2183.00	2208.00	2209.00
<b>Indicator value</b>	<b>2.3%</b>	<b>1.4%</b>	<b>1.5%</b>	<b>1.3%</b>	<b>1.3%</b>

Licensee Comments:

4Q/00: Correction to total hours in quarter

2Q/99: Correction to total hours in quarter

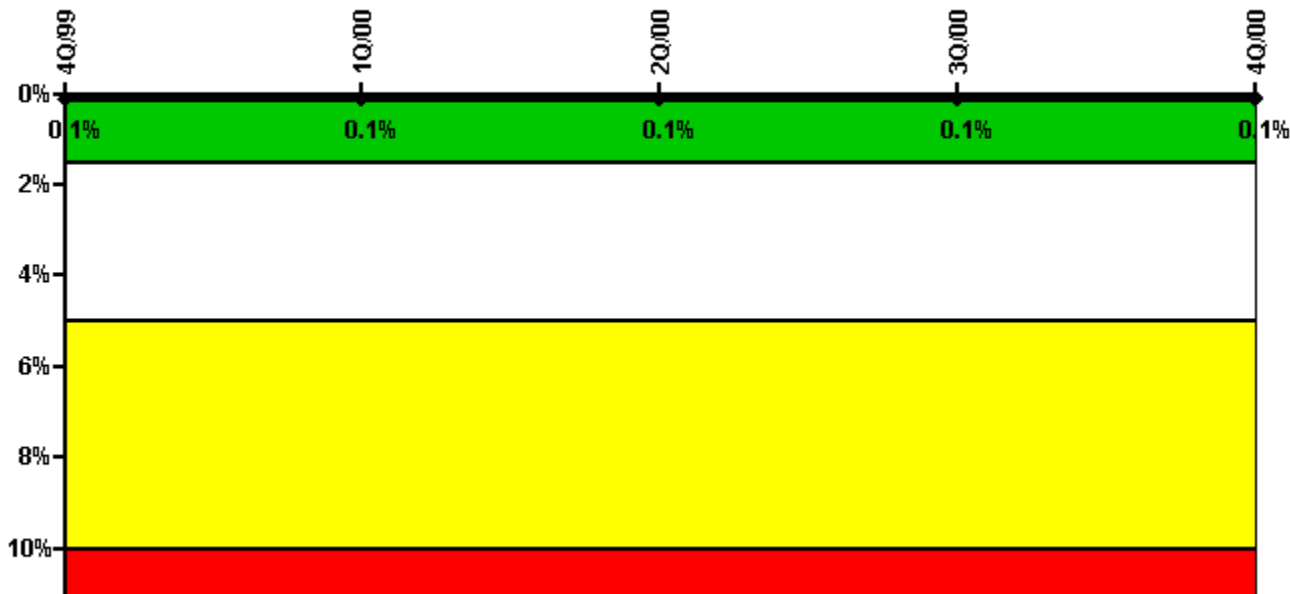
2Q/98: Correction to total hours in quarter

3Q/97: The conditions in NEI 99-02 rev. 0 for removal of the 420.1 hours of fault exposure from train 1 have been met and the fault exposure is being reset to 0.

Effective Reset Comments:

1Q/00: Reset of fault exposure hours as requested by the NRC

### Safety System Unavailability, High Pressure Injection System (HPSI)



Thresholds: White > 1.5% Yellow > 5.0% Red > 10.0%

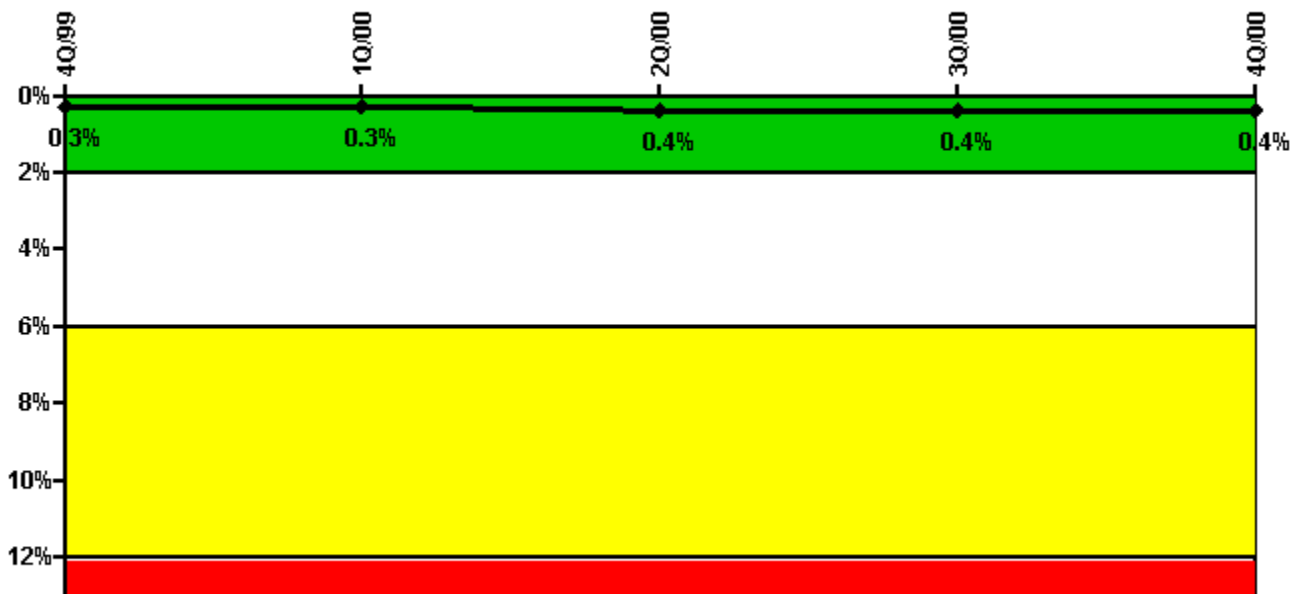
#### Notes

Safety System Unavailability, High Pressure Injection System (HPSI)	4Q/99	1Q/00	2Q/00	3Q/00	4Q/00
<b>Train 1</b>					
Planned unavailable hours	0	0	0	0	0
Unplanned unavailable hours	0	0	0	0	0
Fault exposure hours	0	0	0	0	0
Effective Reset hours	0	0	0	0	0
Required hours	1261.38	2184.00	2183.00	2208.00	1664.30
<b>Train 2</b>					
Planned unavailable hours	0.40	9.20	6.60	0.50	0.40
Unplanned unavailable hours	0	0	0	0	0
Fault exposure hours	0	0	0	0	0
Effective Reset hours	0	0	0	0	0
Required hours	1261.38	2184.00	2183.00	2208.00	1664.30
<b>Indicator value</b>	<b>0.1%</b>	<b>0.1%</b>	<b>0.1%</b>	<b>0.1%</b>	<b>0.1%</b>

Licensee Comments:

2Q/99: Correction to total hours in quarter

### Safety System Unavailability, Heat Removal System (AFW)



Thresholds: White > 2.0% Yellow > 6.0% Red > 12.0%

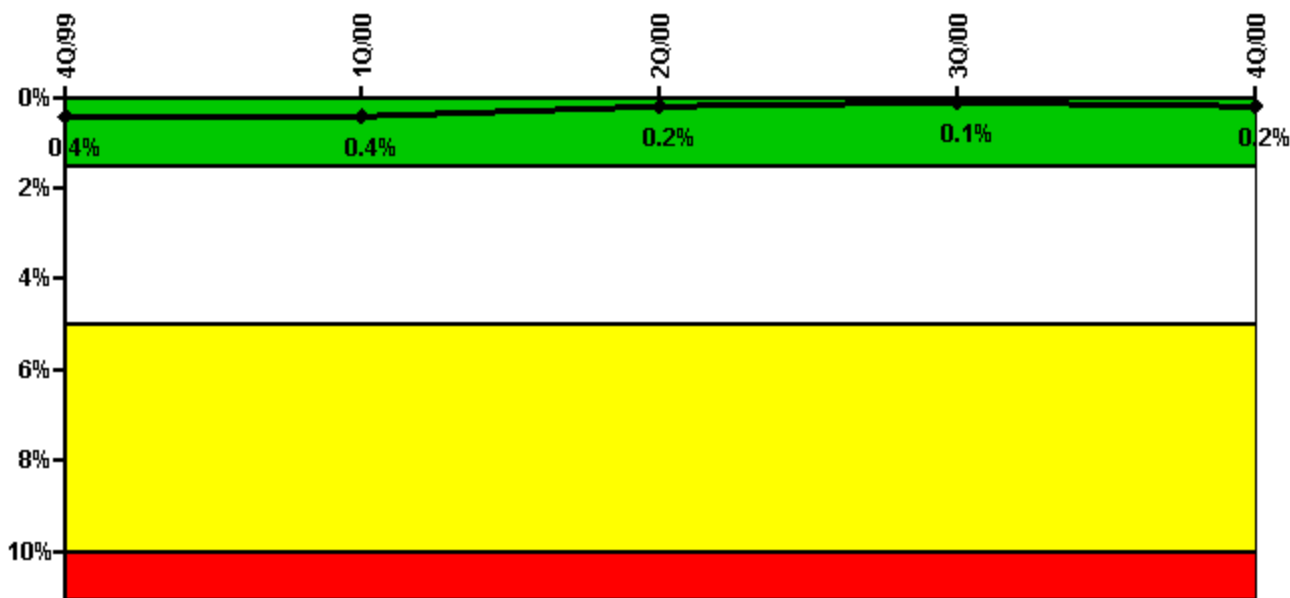
#### Notes

Safety System Unavailability, Heat Removal System (AFW)	4Q/99	1Q/00	2Q/00	3Q/00	4Q/00
<b>Train 1</b>					
Planned unavailable hours	7.70	8.30	1.05	17.88	12.69
Unplanned unavailable hours	0	0	0	0	0
Fault exposure hours	0	0	0	0	0
Effective Reset hours	0	0	0	0	0
Required hours	1261.38	2184.00	2183.00	2208.00	1664.28
<b>Train 2</b>					
Planned unavailable hours	2.20	10.45	7.00	0.90	0
Unplanned unavailable hours	0	0	28.10	0	0
Fault exposure hours	0	0	0	0	0
Effective Reset hours	0	0	0	0	0
Required hours	1261.38	2184.00	2155.10	2208.00	1664.28
<b>Indicator value</b>	<b>0.3%</b>	<b>0.3%</b>	<b>0.4%</b>	<b>0.4%</b>	<b>0.4%</b>

Licensee Comments:

2Q/99: Correction to total hours in quarter

### Safety System Unavailability, Residual Heat Removal System



Thresholds: White > 1.5% Yellow > 5.0% Red > 10.0%

Notes

Safety System Unavailability, Residual Heat Removal System	4Q/99	1Q/00	2Q/00	3Q/00	4Q/00
<b>Train 1</b>					
Planned unavailable hours	0	4.90	2.90	0.30	21.60
Unplanned unavailable hours	0	0	0	0	0
Fault exposure hours	0	0	0	0	0
Effective Reset hours	0	0	0	0	0
Required hours	1261.38	2184.00	2156.10	2208.00	1664.30
<b>Train 2</b>					
Planned unavailable hours	0.40	1.30	8.50	0	0
Unplanned unavailable hours	0	0	0	0	0
Fault exposure hours	0	0	0	0	0
Effective Reset hours	0	0	0	0	0
Required hours	1261.38	2184.00	2156.10	2208.00	1664.30
<b>Train 3</b>					
Planned unavailable hours	0	0	6.20	0	0.40
Unplanned unavailable hours	0	0	0	0	0
Fault exposure hours	0	0	0	0	0
Effective Reset hours	0	0	0	0	0
Required hours	947.62	0	26.90	0	544.70
<b>Train 4</b>					
Planned unavailable hours	0.40	0	0	0	2.00
Unplanned unavailable hours	0	0	0	0	0
Fault exposure hours	0	0	0	0	0
Effective Reset hours	0	0	0	0	0
Required hours	947.62	0	26.90	0	544.70
<b>Indicator value</b>	<b>0.4%</b>	<b>0.4%</b>	<b>0.2%</b>	<b>0.1%</b>	<b>0.2%</b>

Licensee Comments:

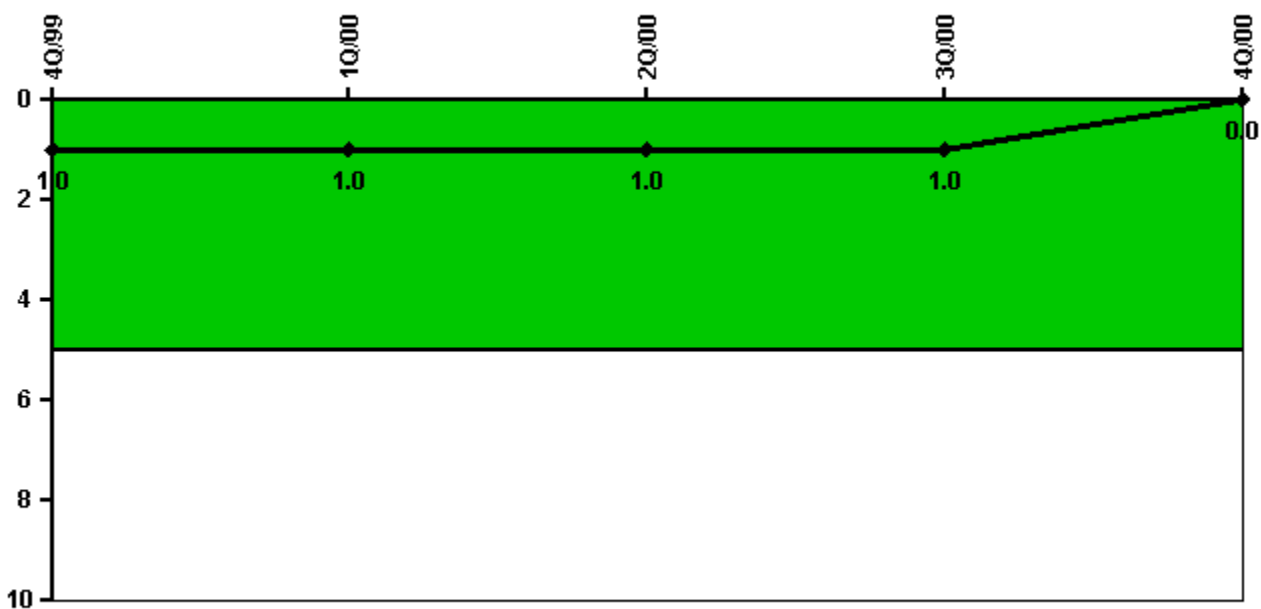
4Q/00: Correction to total hours in quarter

2Q/00: Train 1 includes SI-3A. Train 2 includes SI-3B. Train 3 includes SI-1A. Train 4 includes SI-1B and SI-3C. Data for 2Q96 through 2Q00 submitted as part of the expansion to 4 trains for CE plants FAQ 172, Option 1.

2Q/99: Correction to total hours in quarter

2Q/98: Correction to total hours in quarter

### Safety System Functional Failures (PWR)



Thresholds: White > 5.0


### Notes

Safety System Functional Failures (PWR)	4Q/99	1Q/00	2Q/00	3Q/00	4Q/00
Safety System Functional Failures	1	0	0	0	0
Indicator value	1	1	1	1	0

Licensee Comments: none



### Reactor Coolant System Activity




Thresholds: White > 50.0 Yellow > 100.0

#### Notes

Reactor Coolant System Activity	1/00	2/00	3/00	4/00	5/00	6/00	7/00	8/00	9/00	10/00	11/00	12/00
Maximum activity	0.022800	0.022800	0.022900	0.024100	0.025700	0.028500	0.029200	0.033600	0.037100	0.040900	0.047600	0.055400
Technical specification limit	1.0	1.0	1.0	1.0	1.0	1.0	1.0	1.0	1.0	1.0	1.0	1.0
Indicator value	2.3	2.3	2.3	2.4	2.6	2.9	2.9	3.4	3.7	4.1	4.8	5.5

Licensee Comments: none

### Reactor Coolant System Leakage



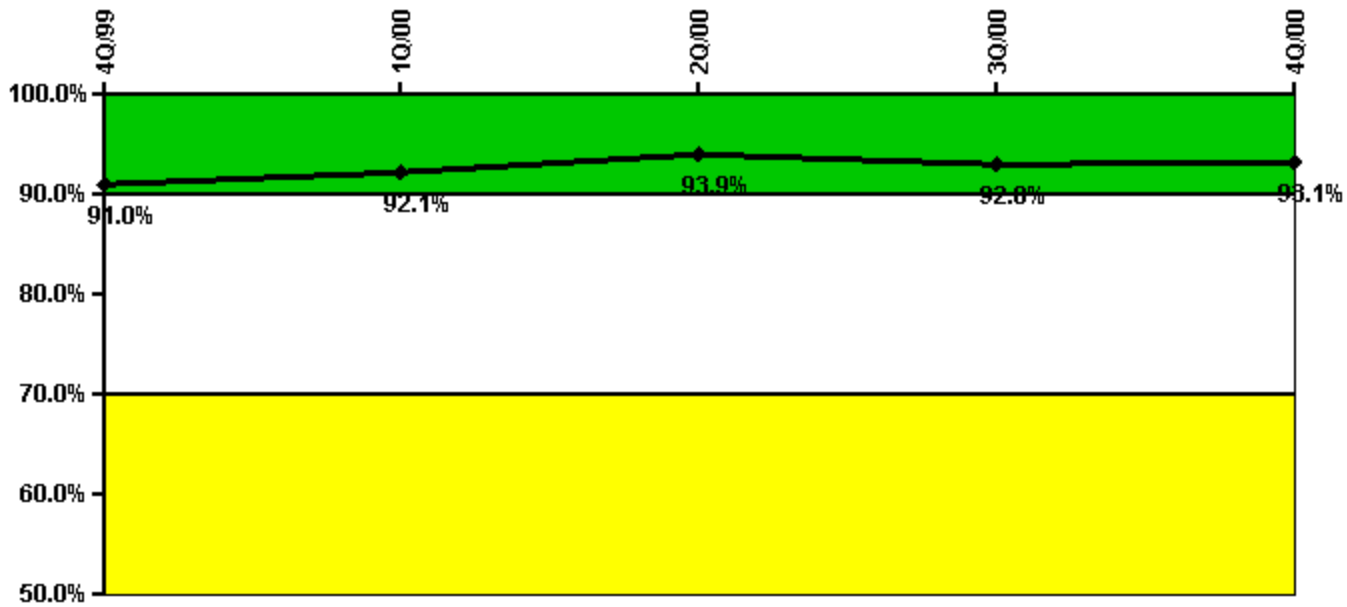
Thresholds: White > 50.0 Yellow > 100.0

#### Notes

Reactor Coolant System Leakage	1/00	2/00	3/00	4/00	5/00	6/00	7/00	8/00	9/00	10/00	11/00	12/00
Maximum leakage	0.330	0.220	0.230	0.250	0.220	0.273	0.322	0.310	0.370	0.720	0.460	1.100
Technical specification limit	10.0	10.0	10.0	10.0	10.0	10.0	10.0	10.0	10.0	10.0	10.0	10.0
Indicator value	3.3	2.2	2.3	2.5	2.2	2.7	3.2	3.1	3.7	7.2	4.6	11.0

Licensee Comments: none

### Drill/Exercise Performance



Thresholds: White < 90.0% Yellow < 70.0%

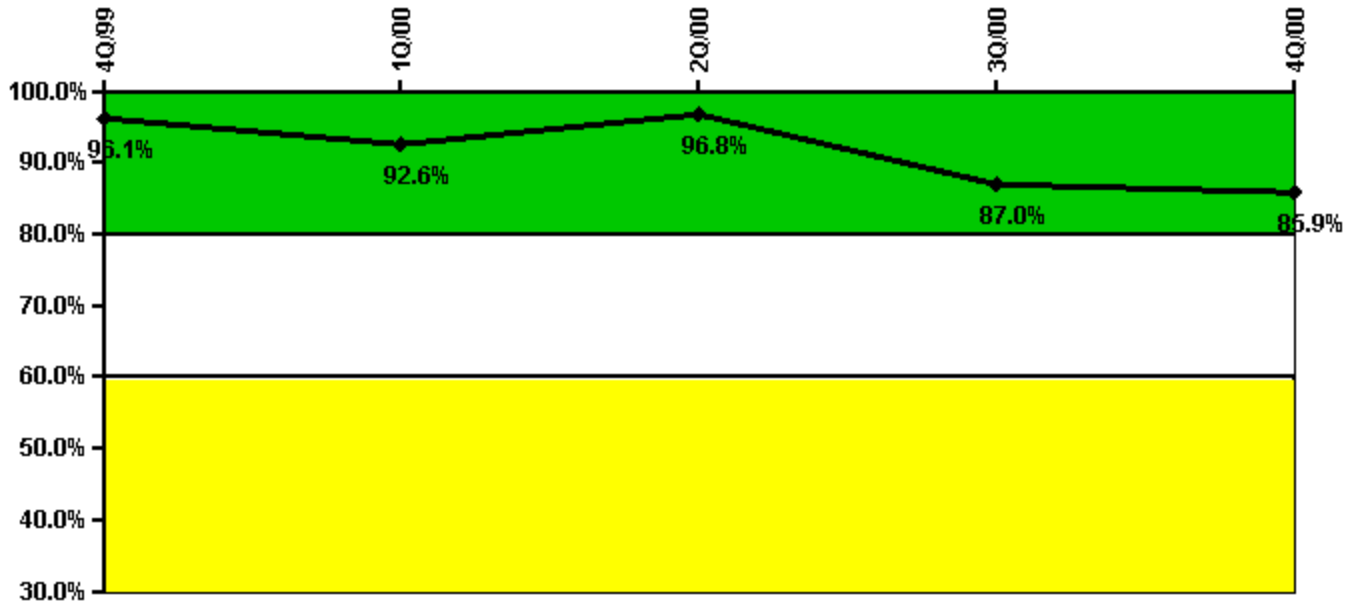
#### Notes

Drill/Exercise Performance	4Q/99	1Q/00	2Q/00	3Q/00	4Q/00
Successful opportunities	0	13.0	44.0	12.0	14.0
Total opportunities	0	13.0	45.0	16.0	14.0
Indicator value	91.0%	92.1%	93.9%	92.8%	93.1%

Licensee Comments:

2Q/00: Numbers revised due to clerical error.

### ERO Drill Participation



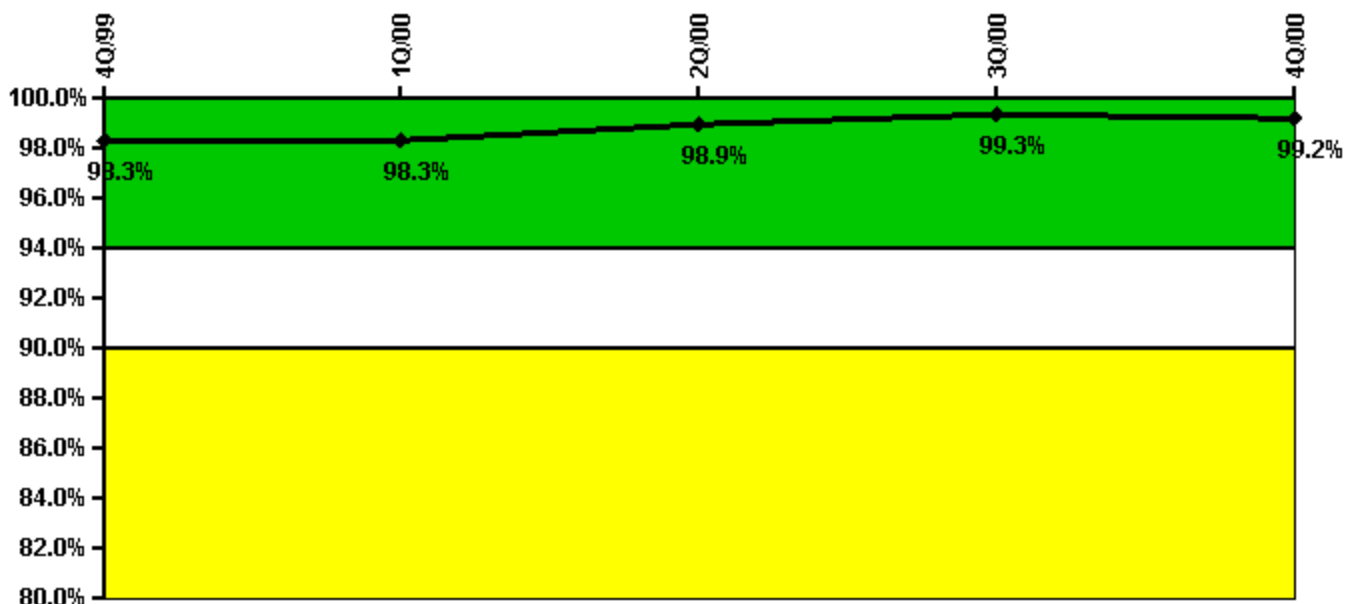
Thresholds: White < 80.0% Yellow < 60.0%

#### Notes

ERO Drill Participation	4Q/99	1Q/00	2Q/00	3Q/00	4Q/00
Participating Key personnel	98.0	87.0	92.0	80.0	79.0
Total Key personnel	102.0	94.0	95.0	92.0	92.0
Indicator value	96.1%	92.6%	96.8%	87.0%	85.9%

Licensee Comments: none

### Alert & Notification System



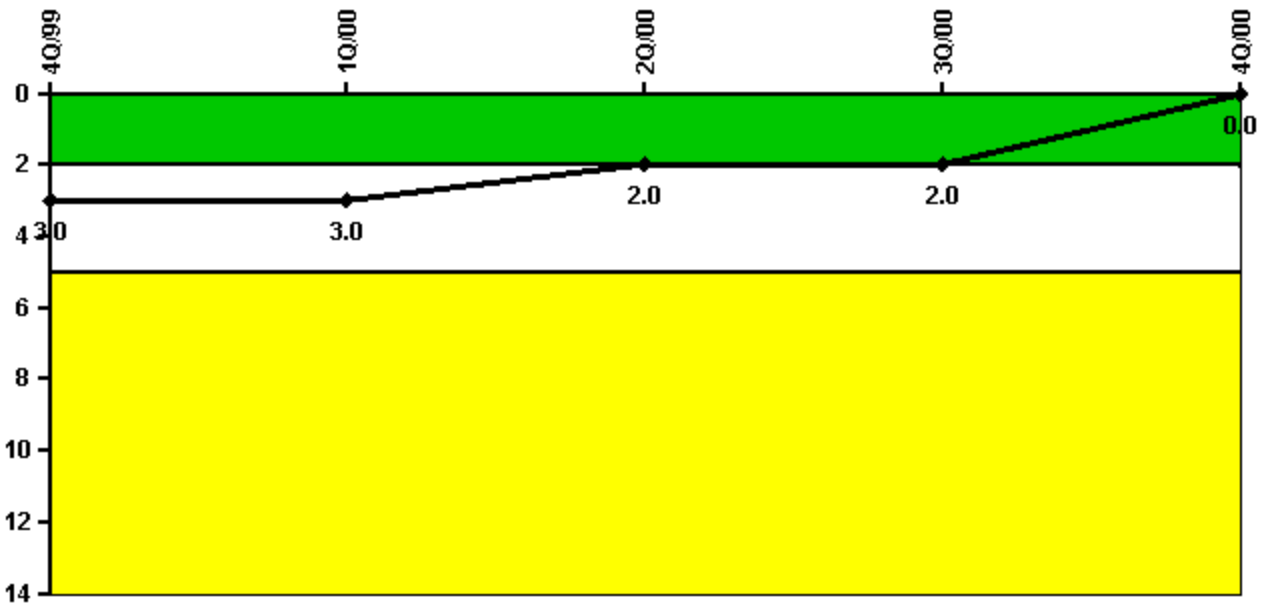
Thresholds: White < 94.0% Yellow < 90.0%

#### Notes

Alert & Notification System	4Q/99	1Q/00	2Q/00	3Q/00	4Q/00
Successful siren-tests	803	602	805	799	801
Total sirens-tests	808	606	808	808	808
Indicator value	98.3%	98.3%	98.9%	99.3%	99.2%

Licensee Comments: none

### Occupational Exposure Control Effectiveness



Thresholds: White > 2.0 Yellow > 5.0

#### Notes

Occupational Exposure Control Effectiveness	4Q/99	1Q/00	2Q/00	3Q/00	4Q/00
High radiation area occurrences	2	0	0	0	0
Very high radiation area occurrences	0	0	0	0	0
Unintended exposure occurrences	0	0	0	0	0
<b>Indicator value</b>	<b>3</b>	<b>3</b>	<b>2</b>	<b>2</b>	<b>0</b>

Licensee Comments: none

### RETS/ODCM Radiological Effluent



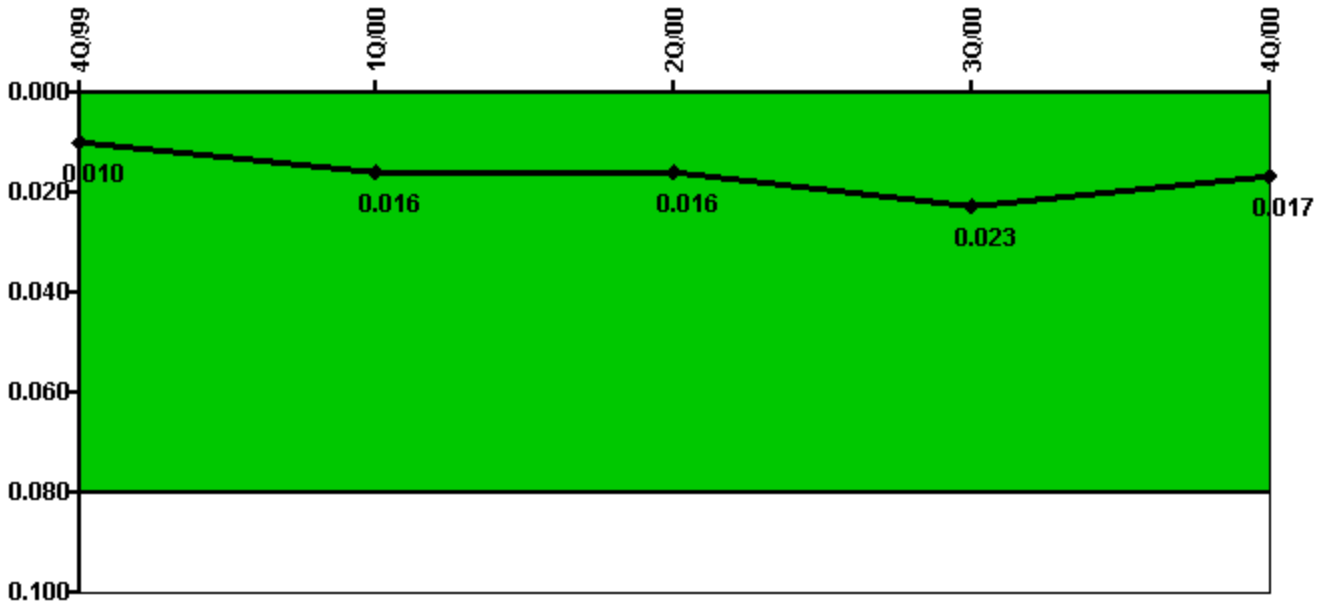
Thresholds: White > 1.0 Yellow > 3.0

#### Notes

RETS/ODCM Radiological Effluent	4Q/99	1Q/00	2Q/00	3Q/00	4Q/00
RETS/ODCM occurrences	0	0	0	0	0
Indicator value	0	0	0	0	0

Licensee Comments: none

### Protected Area Security Performance Index



Thresholds: White > 0.080

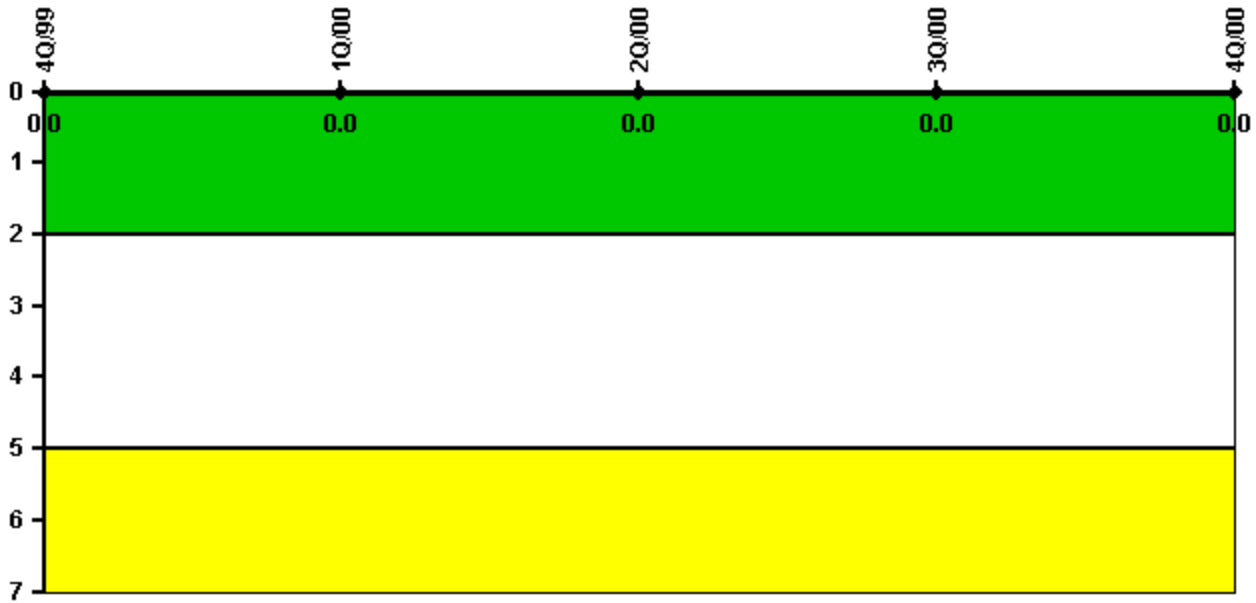
#### Notes

Protected Area Security Performance Index	4Q/99	1Q/00	2Q/00	3Q/00	4Q/00
IDS compensatory hours	46.50	222.10	16.60	117.40	64.30
CCTV compensatory hours	0	0	0	0	0
IDS normalization factor	1.45	1.45	1.45	1.00	1.45
CCTV normalization factor	1.0	1.0	1.0	1.5	1.0
<b>Index Value</b>	<b>0.010</b>	<b>0.016</b>	<b>0.016</b>	<b>0.023</b>	<b>0.017</b>

Licensee Comments: none



### Personnel Screening Program



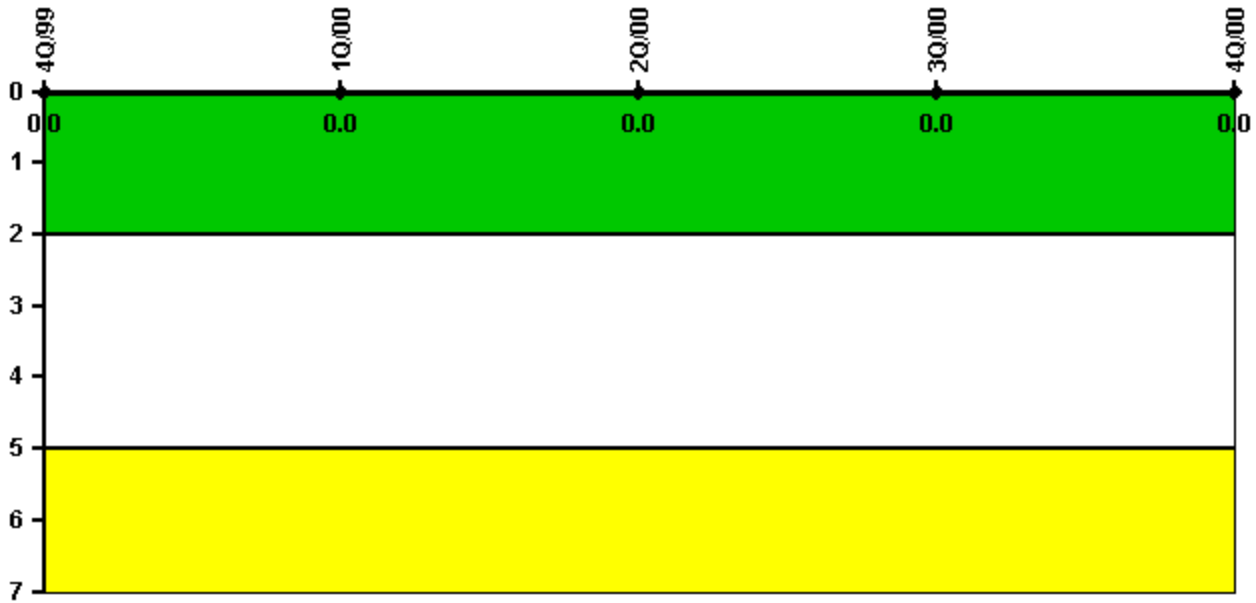
Thresholds: White > 2.0 Yellow > 5.0

#### Notes

Personnel Screening Program	4Q/99	1Q/00	2Q/00	3Q/00	4Q/00
Program failures	0	0	0	0	0
Indicator value	0	0	0	0	0

Licensee Comments: none

### FFD/Personnel Reliability



Thresholds: White > 2.0 Yellow > 5.0

#### Notes

FFD/Personnel Reliability	4Q/99	1Q/00	2Q/00	3Q/00	4Q/00
Program Failures	0	0	0	0	0
Indicator value	0	0	0	0	0

Licensee Comments: none

▲ [PI Summary](#) | [Inspection Findings Summary](#) | [Action Matrix Summary](#) | [Reactor Oversight Process](#)

Last Modified: March 28, 2002