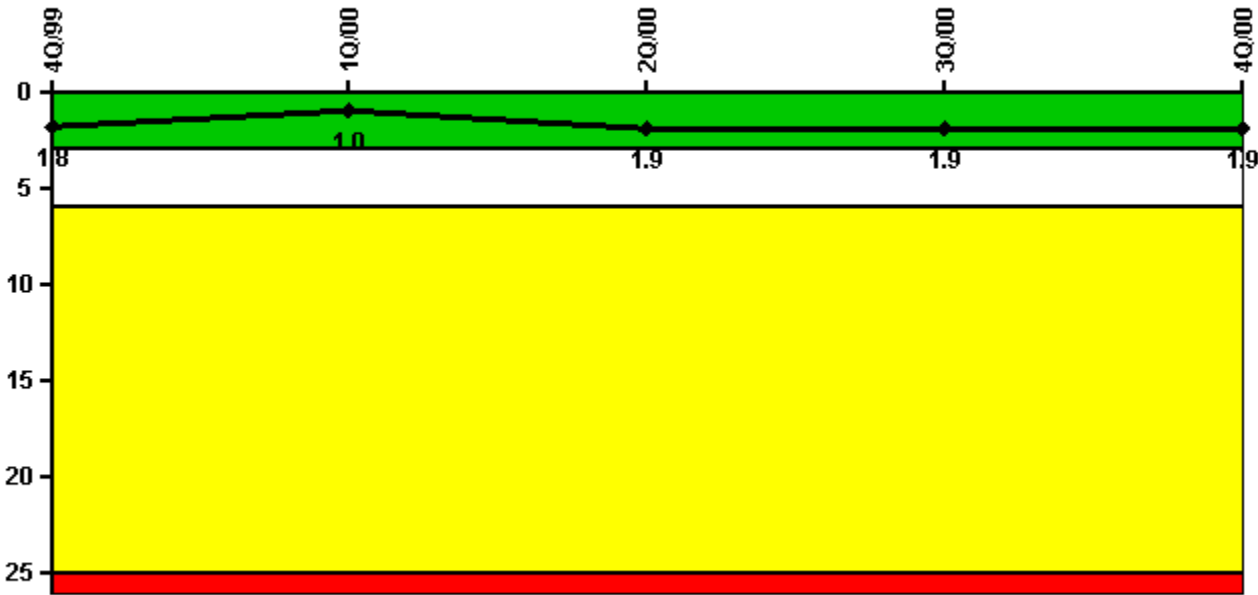


### Beaver Valley 1

#### 4Q/2000 Performance Indicators

Licensee's General Comments: Revised AFW data.

#### Unplanned Scrams per 7000 Critical Hrs



Thresholds: White > 3.0 Yellow > 6.0 Red > 25.0

#### Notes

Unplanned Scrams per 7000 Critical Hrs	4Q/99	1Q/00	2Q/00	3Q/00	4Q/00
Unplanned scrams	0	0	1.0	1.0	0
Critical hours	2209.0	1092.5	2022.2	2174.3	2209.0
<b>Indicator value</b>	<b>1.8</b>	<b>1.0</b>	<b>1.9</b>	<b>1.9</b>	<b>1.9</b>

Licensee Comments: none

### Scrams with Loss of Normal Heat Removal



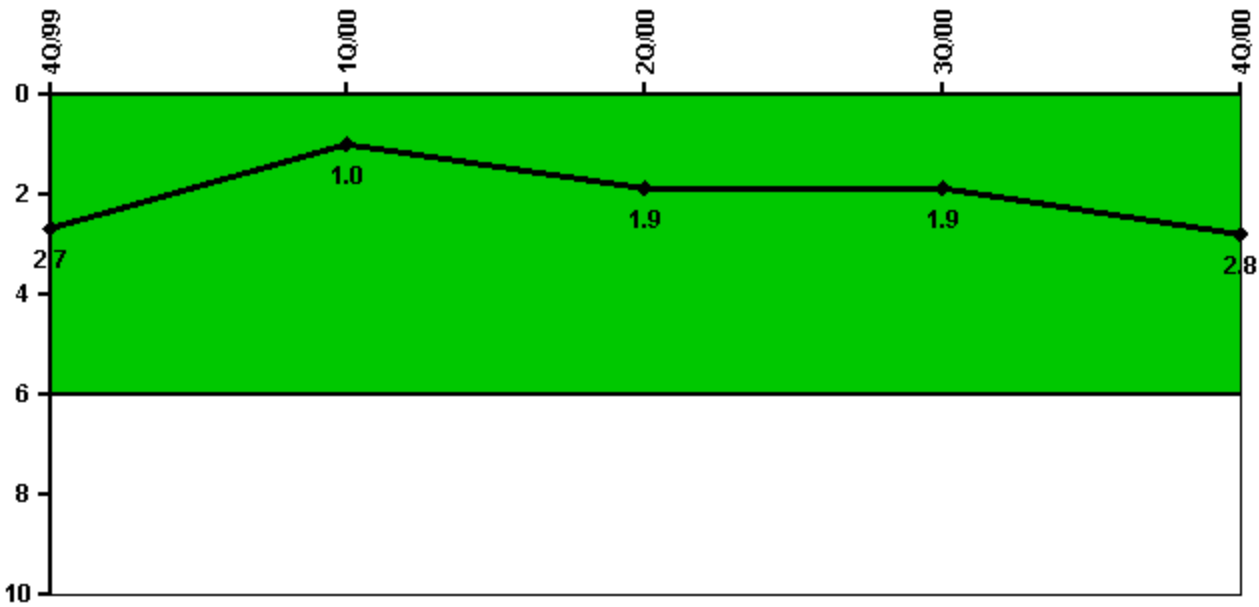
Thresholds: White > 2.0 Yellow > 10.0 Red > 20.0

#### Notes

Scrams with Loss of Normal Heat Removal	4Q/99	1Q/00	2Q/00	3Q/00	4Q/00
Scrams	0	0	0	0	0
Indicator value	0	0	0	0	0

Licensee Comments: none

### Unplanned Power Changes per 7000 Critical Hrs



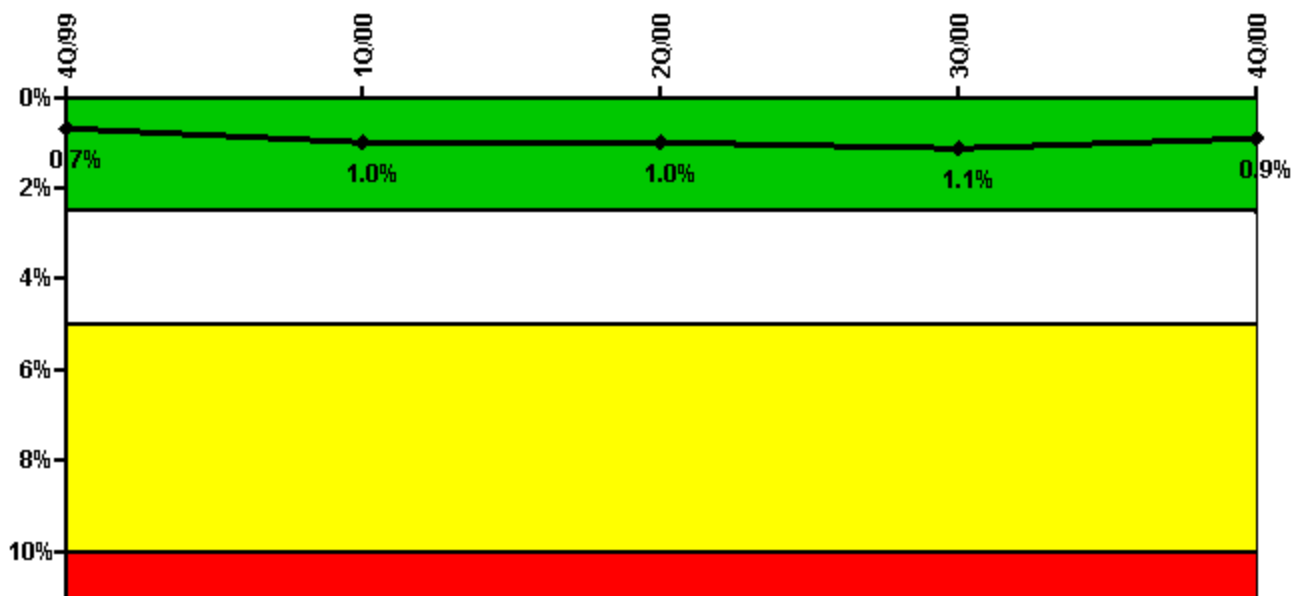
Thresholds: White > 6.0

#### Notes

Unplanned Power Changes per 7000 Critical Hrs	4Q/99	1Q/00	2Q/00	3Q/00	4Q/00
Unplanned power changes	0	0	1.0	1.0	1.0
Critical hours	2209.0	1092.5	2022.2	2174.3	2209.0
<b>Indicator value</b>	<b>2.7</b>	<b>1.0</b>	<b>1.9</b>	<b>1.9</b>	<b>2.8</b>

Licensee Comments: none

### Safety System Unavailability, Emergency AC Power



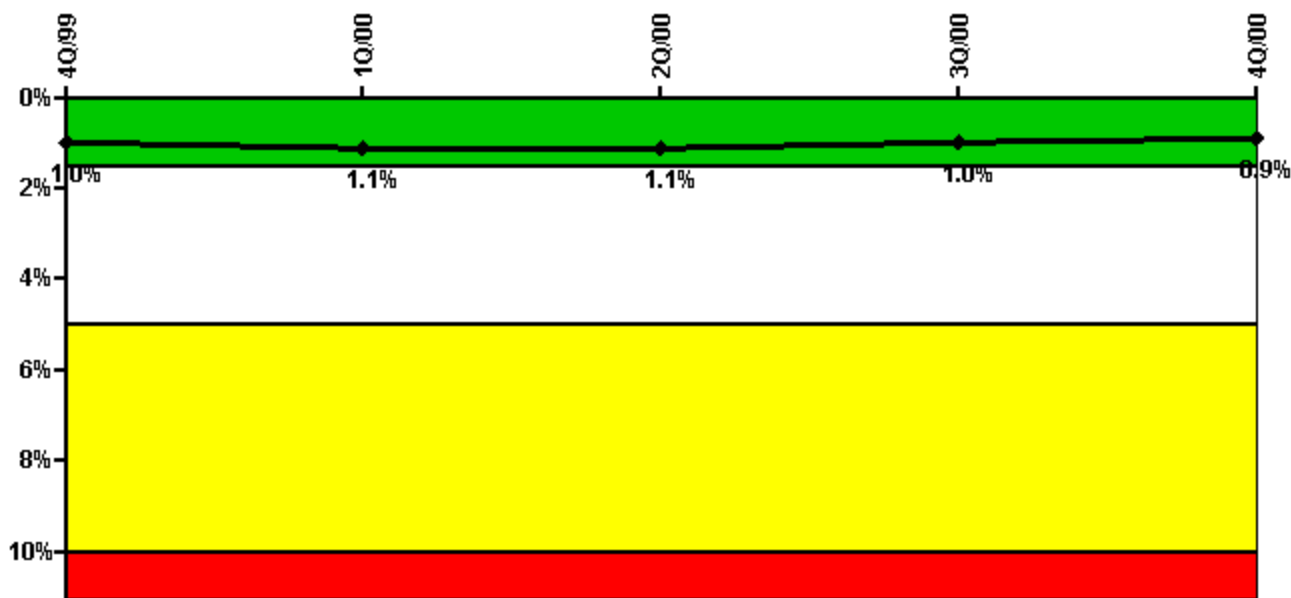
Thresholds: White > 2.5% Yellow > 5.0% Red > 10.0%

#### Notes

Safety System Unavailability, Emergency AC Power	4Q/99	1Q/00	2Q/00	3Q/00	4Q/00
<b>Train 1</b>					
Planned unavailable hours	15.10	67.20	17.50	12.10	8.80
Unplanned unavailable hours	0	0	0	0	0
Fault exposure hours	0	0	0	0	0
Effective Reset hours	0	0	0	0	0
Required hours	2209.00	2184.00	2183.00	2208.00	2209.00
<b>Train 2</b>					
Planned unavailable hours	22.00	28.70	27.00	5.80	5.60
Unplanned unavailable hours	0	48.00	0	0	0
Fault exposure hours	0	62.00	0	0	0
Effective Reset hours	0	0	0	0	0
Required hours	2209.00	2184.00	2183.00	2208.00	2209.00
<b>Indicator value</b>	<b>0.7%</b>	<b>1.0%</b>	<b>1.0%</b>	<b>1.1%</b>	<b>0.9%</b>

Licensee Comments: none

### Safety System Unavailability, High Pressure Injection System (HPSI)



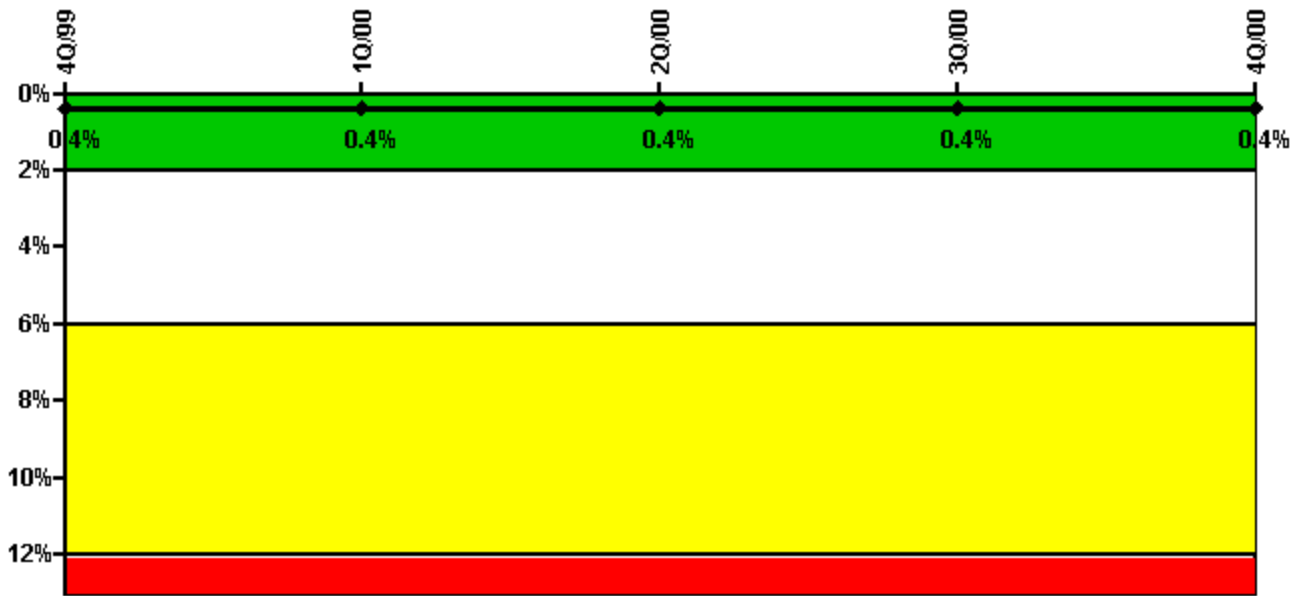
Thresholds: White > 1.5% Yellow > 5.0% Red > 10.0%

#### Notes

Safety System Unavailability, High Pressure Injection System (HPSI)	4Q/99	1Q/00	2Q/00	3Q/00	4Q/00
<b>Train 1</b>					
Planned unavailable hours	14.40	7.44	11.81	2.21	6.37
Unplanned unavailable hours	0	2.00	0	0	0
Fault exposure hours	0	0	0	0	0
Effective Reset hours	0	0	0	0	0
Required hours	2209.00	1092.20	2022.20	2174.30	2209.00
<b>Train 2</b>					
Planned unavailable hours	16.20	1.57	10.53	0.95	1.86
Unplanned unavailable hours	0	46.00	0	0	0
Fault exposure hours	0	62.00	0	0	0
Effective Reset hours	0	0	0	0	0
Required hours	2209.00	1092.20	2022.20	2174.30	2209.00
<b>Indicator value</b>	<b>1.0%</b>	<b>1.1%</b>	<b>1.1%</b>	<b>1.0%</b>	<b>0.9%</b>

Licensee Comments: none

### Safety System Unavailability, Heat Removal System (AFW)



Thresholds: White > 2.0% Yellow > 6.0% Red > 12.0%

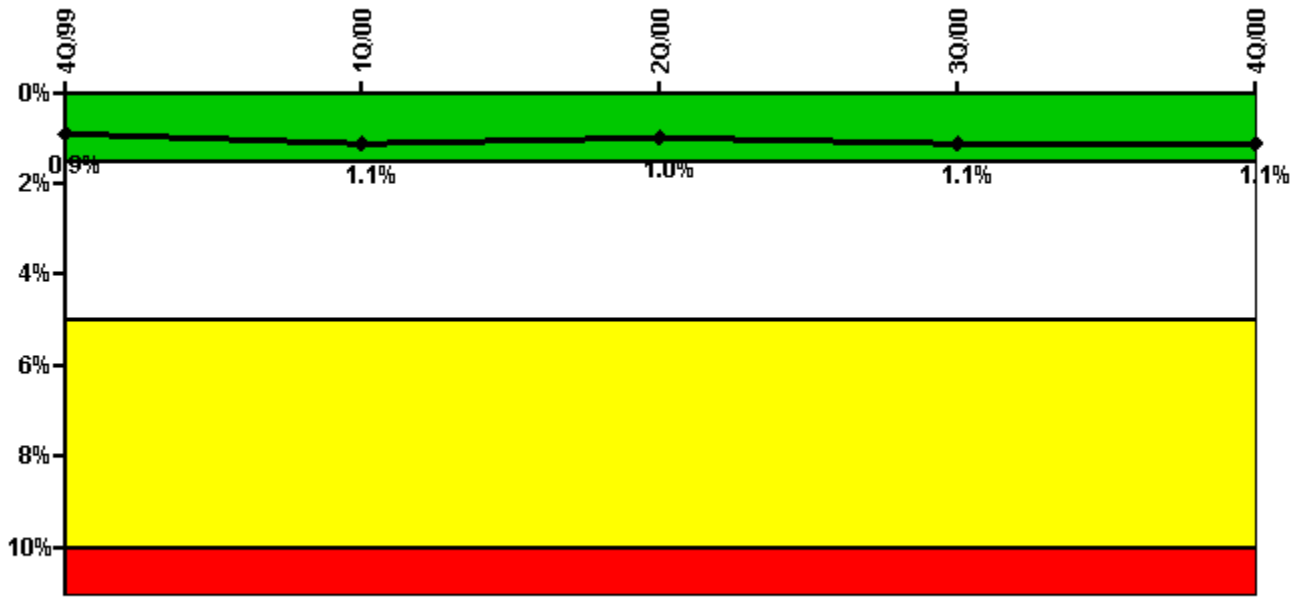
**Notes**

Safety System Unavailability, Heat Removal System (AFW)	4Q/99	1Q/00	2Q/00	3Q/00	4Q/00
<b>Train 1</b>					
Planned unavailable hours	39.70	0	0	0	14.02
Unplanned unavailable hours	0	0	0	0	0
Fault exposure hours	0	0	0	0	0
Effective Reset hours	0	0	0	0	0
Required hours	2209.00	1099.48	2040.00	2174.30	2209.00
<b>Train 2</b>					
Planned unavailable hours	0	1.75	14.14	0	17.72
Unplanned unavailable hours	0	0	0	0	0
Fault exposure hours	0	0	0	0	0
Effective Reset hours	0	0	0	0	0
Required hours	2209.00	1099.48	2040.00	2174.30	2209.00
<b>Train 3</b>					
Planned unavailable hours	1.20	0.67	19.59	0.10	16.90
Unplanned unavailable hours	0	0	0	0	33.30
Fault exposure hours	0	0	0	0	0.42
Effective Reset hours	0	0	0	0	0
Required hours	2209.00	1099.48	2040.00	2174.30	2209.00
<b>Indicator value</b>	<b>0.4%</b>	<b>0.4%</b>	<b>0.4%</b>	<b>0.4%</b>	<b>0.4%</b>

Licensee Comments:

4Q/00: Data correction for December 2000 (Train 2 unavailable hours) which did not affect "color".

### Safety System Unavailability, Residual Heat Removal System



Thresholds: White > 1.5% Yellow > 5.0% Red > 10.0%

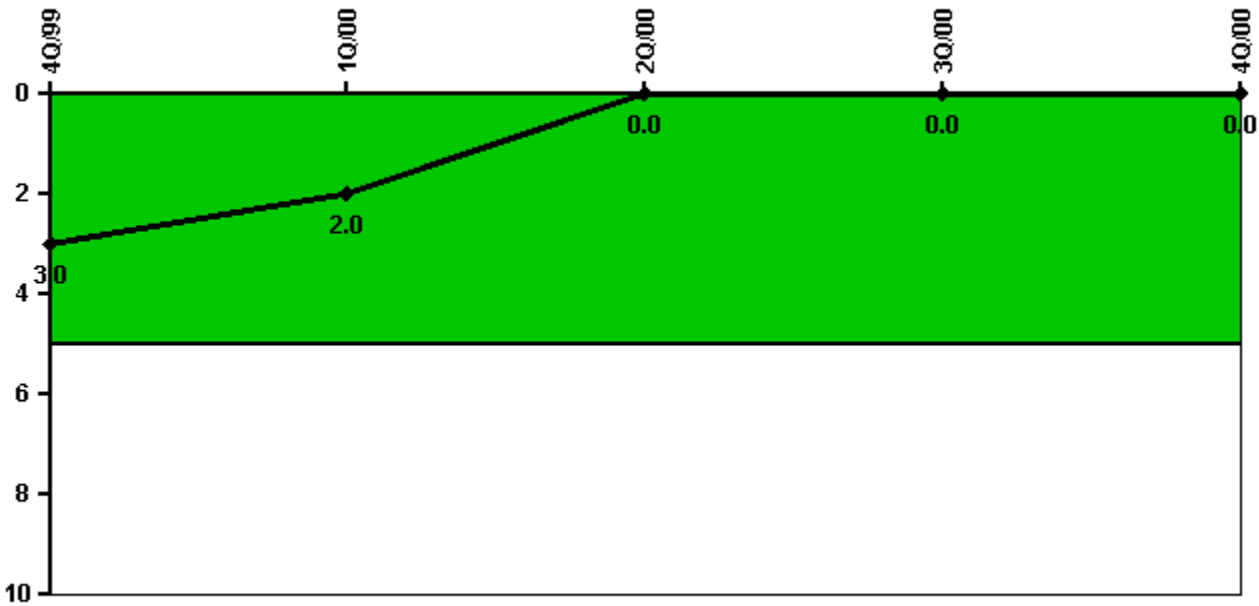
#### Notes

Safety System Unavailability, Residual Heat Removal System	4Q/99	1Q/00	2Q/00	3Q/00	4Q/00
<b>Train 1</b>					
Planned unavailable hours	23.60	53.16	10.62	31.11	18.70
Unplanned unavailable hours	0	2.00	0	0	0
Fault exposure hours	0	0	0	0	0
Effective Reset hours	0	0	0	0	0
Required hours	2209.00	1107.10	2105.50	2174.30	2209.00
<b>Train 2</b>					
Planned unavailable hours	26.20	1.25	6.12	5.82	41.30
Unplanned unavailable hours	0	43.10	0	0	0
Fault exposure hours	0	62.00	0	0	0
Effective Reset hours	0	0	0	0	0
Required hours	2209.00	1107.10	2105.50	2174.30	2209.00
<b>Train 3</b>					
Planned unavailable hours	23.60	0	0	0	0
Unplanned unavailable hours	0	0.40	0	0	0
Fault exposure hours	0	0	0	0	0
Effective Reset hours	0	0	0	0	0
Required hours	2209.00	841.24	90.10	0	0
<b>Train 4</b>					
Planned unavailable hours	26.20	0	0	0	0
Unplanned unavailable hours	0	0	0	0	0
Fault exposure hours	0	0	0	0	0
Effective Reset hours	0	0	0	0	0
Required hours	2209.00	841.24	90.10	0	0

Indicator value	0.9%	1.1%	1.0%	1.1%	1.1%
-----------------	------	------	------	------	------

Licensee Comments: none

### Safety System Functional Failures (PWR)



Thresholds: White > 5.0

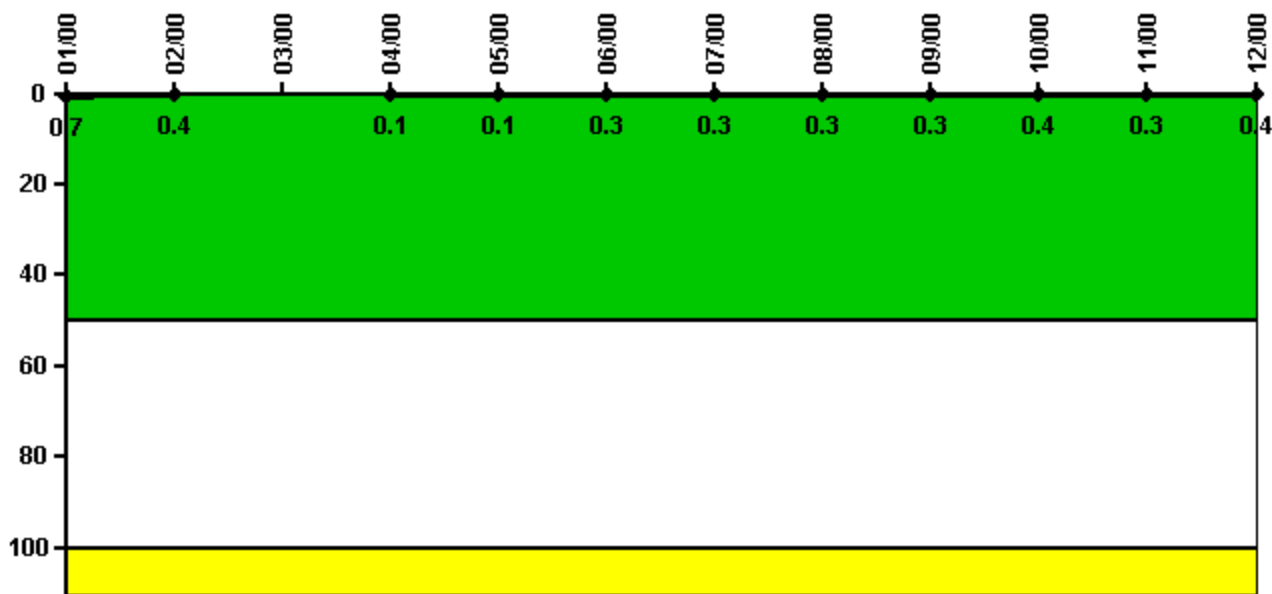
### Notes

Safety System Functional Failures (PWR)	4Q/99	1Q/00	2Q/00	3Q/00	4Q/00
Safety System Functional Failures	0	0	0	0	0
Indicator value	3	2	0	0	0

Licensee Comments: none



### Reactor Coolant System Activity



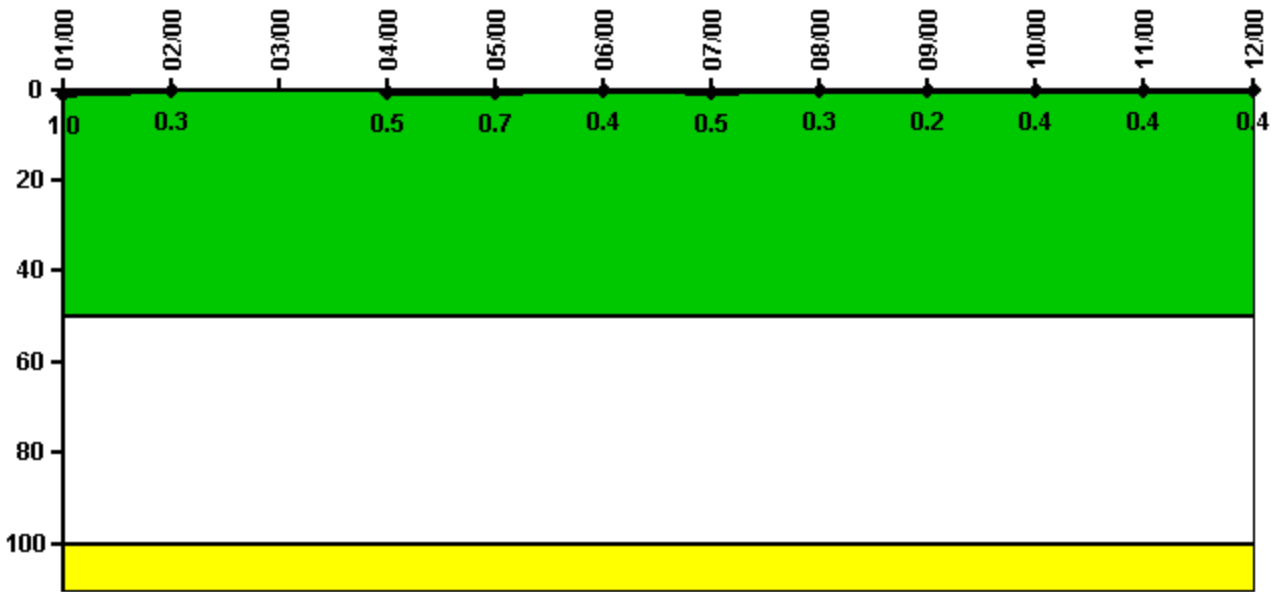
Thresholds: White > 50.0 Yellow > 100.0

#### Notes

Reactor Coolant System Activity	1/00	2/00	3/00	4/00	5/00	6/00	7/00	8/00	9/00	10/00	11/00	12/00
Maximum activity	0.002280	0.001496	N/A	0.000467	0.000512	0.000529	0.000581	0.000609	0.000649	0.000743	0.000654	0.000793
Technical specification limit	0.4	0.4	N/A	0.4	0.4	0.2	0.2	0.2	0.2	0.2	0.2	0.2
Indicator value	0.7	0.4	N/A	0.1	0.1	0.3	0.3	0.3	0.3	0.4	0.3	0.4

Licensee Comments: none

### Reactor Coolant System Leakage



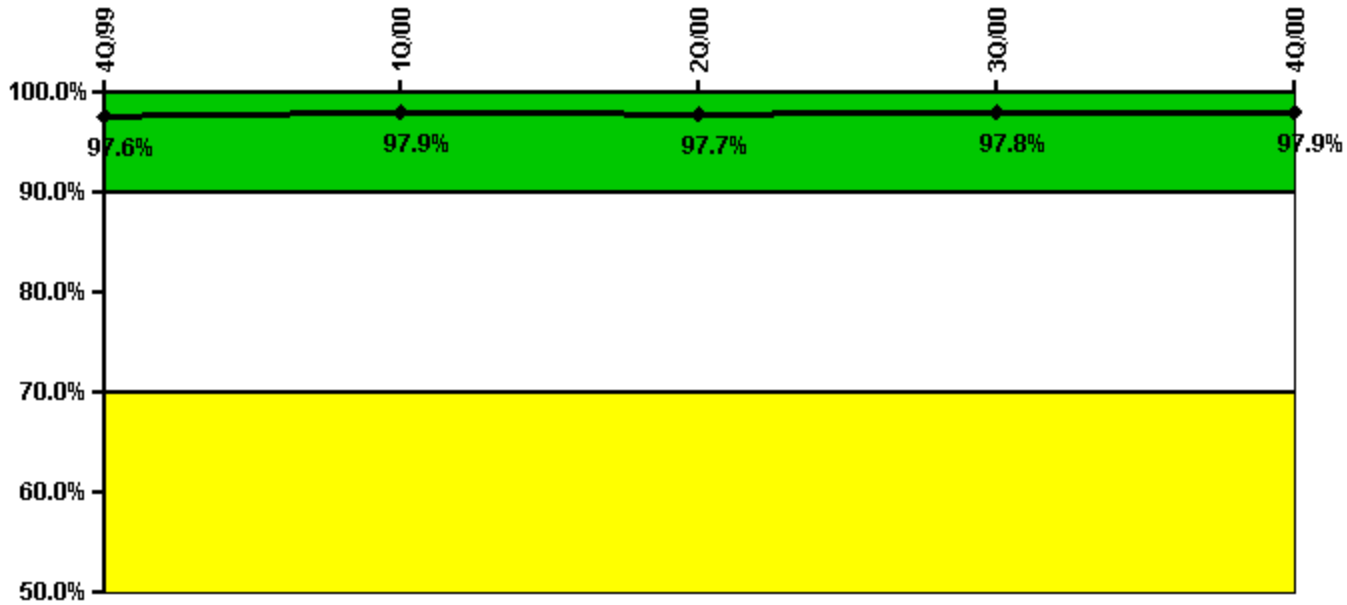
Thresholds: White > 50.0 Yellow > 100.0

**Notes**

Reactor Coolant System Leakage	1/00	2/00	3/00	4/00	5/00	6/00	7/00	8/00	9/00	10/00	11/00	12/00
Maximum leakage	0.100	0.030	N/A	0.050	0.070	0.040	0.050	0.030	0.020	0.040	0.040	0.040
Technical specification limit	10.0	10.0	N/A	10.0	10.0	10.0	10.0	10.0	10.0	10.0	10.0	10.0
Indicator value	1.0	0.3	N/A	0.5	0.7	0.4	0.5	0.3	0.2	0.4	0.4	0.4

Licensee Comments: none

### Drill/Exercise Performance



Thresholds: White < 90.0% Yellow < 70.0%

#### Notes

Drill/Exercise Performance	4Q/99	1Q/00	2Q/00	3Q/00	4Q/00
Successful opportunities	18.0	16.0	76.0	50.0	46.0
Total opportunities	18.0	16.0	78.0	52.0	47.0
Indicator value	97.6%	97.9%	97.7%	97.8%	97.9%

Licensee Comments: none

### ERO Drill Participation



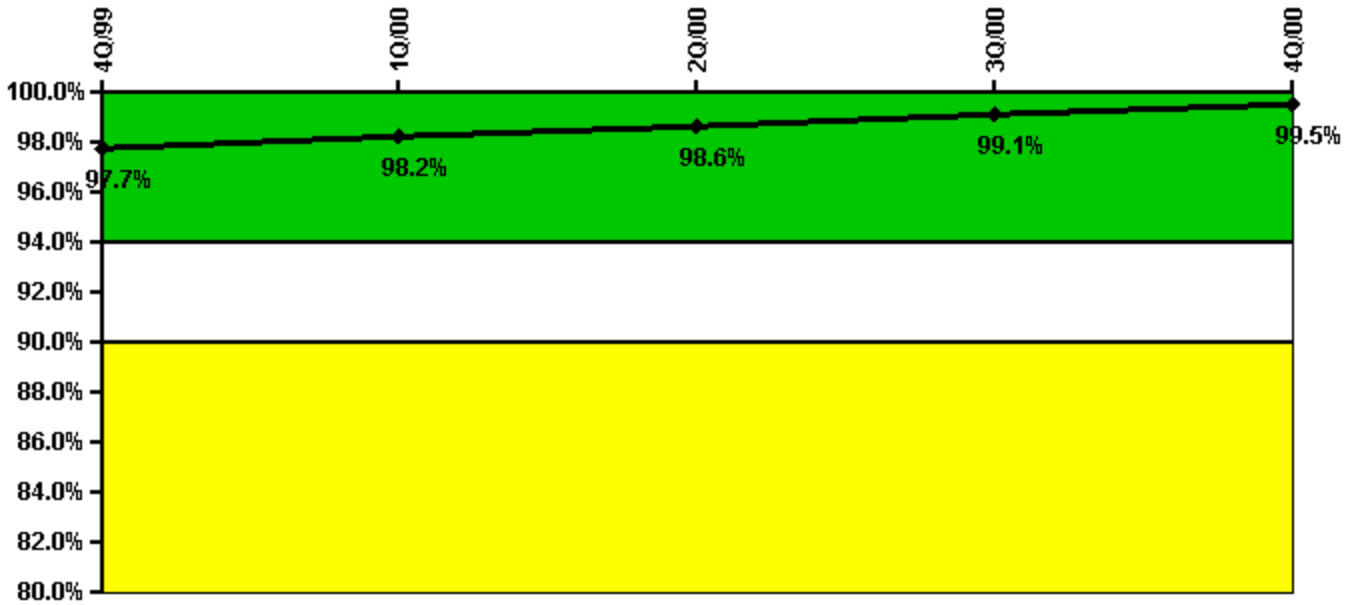
Thresholds: White < 80.0% Yellow < 60.0%

#### Notes

ERO Drill Participation	4Q/99	1Q/00	2Q/00	3Q/00	4Q/00
Participating Key personnel	87.0	86.0	84.0	83.0	85.0
Total Key personnel	87.0	86.0	84.0	83.0	85.0
<b>Indicator value</b>	<b>100.0%</b>	<b>100.0%</b>	<b>100.0%</b>	<b>100.0%</b>	<b>100.0%</b>

Licensee Comments: none

### Alert & Notification System



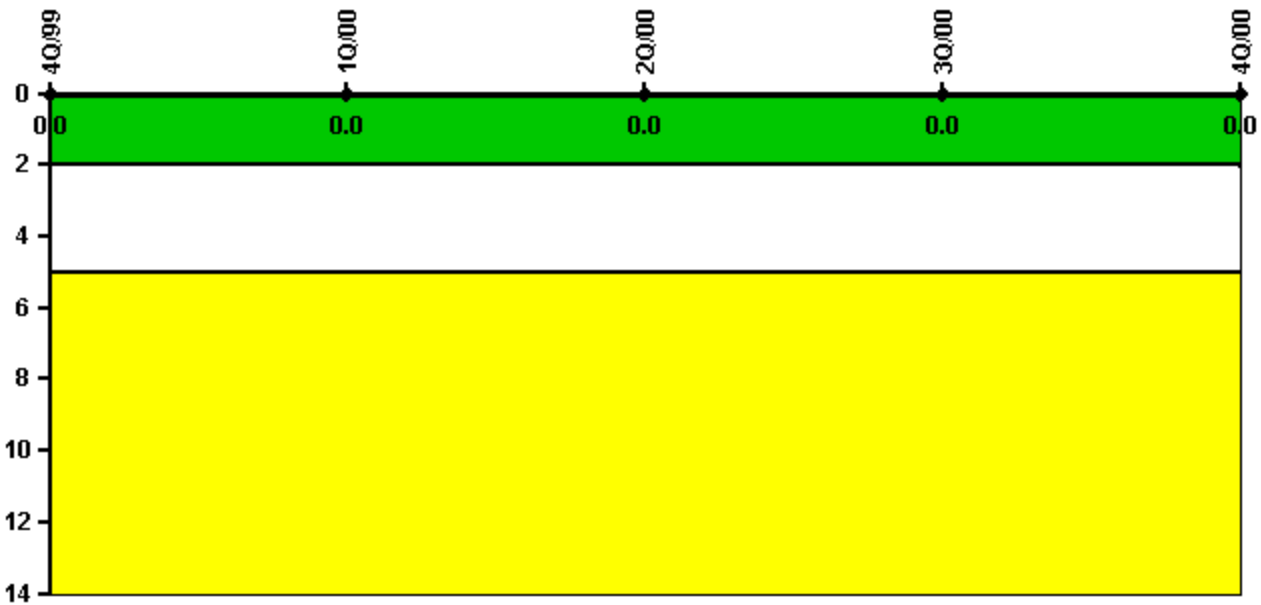
Thresholds: White < 94.0% Yellow < 90.0%

#### Notes

Alert & Notification System	4Q/99	1Q/00	2Q/00	3Q/00	4Q/00
Successful siren-tests	108	109	110	218	110
Total sirens-tests	110	110	110	220	110
Indicator value	97.7%	98.2%	98.6%	99.1%	99.5%

Licensee Comments: none

### Occupational Exposure Control Effectiveness



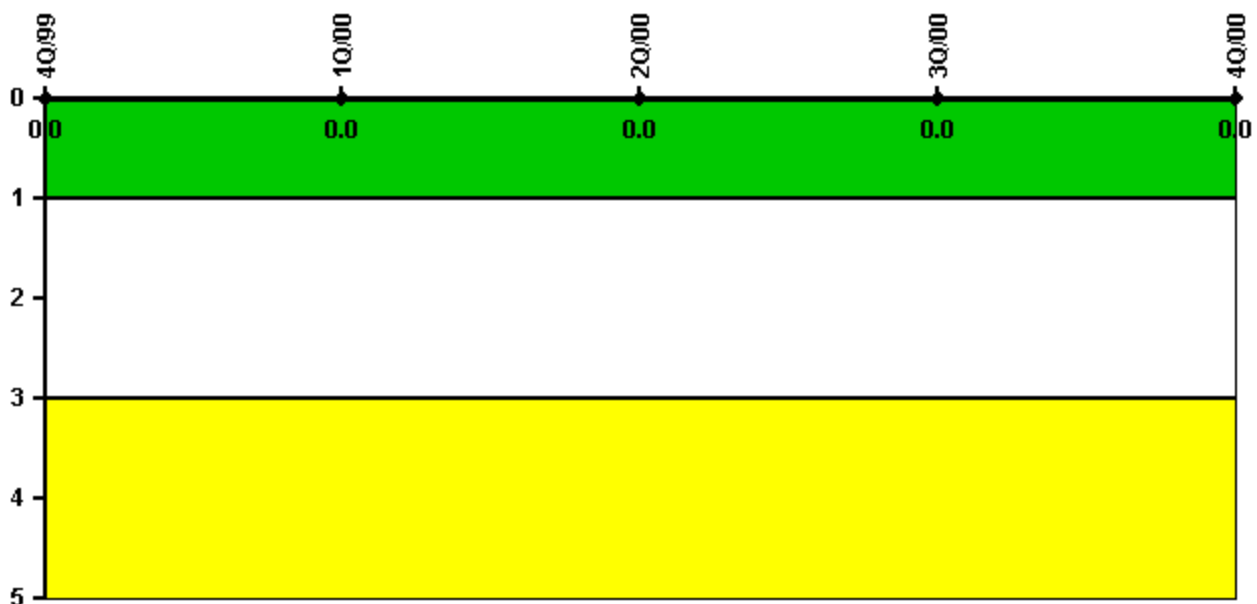
Thresholds: White > 2.0 Yellow > 5.0

#### Notes

Occupational Exposure Control Effectiveness	4Q/99	1Q/00	2Q/00	3Q/00	4Q/00
High radiation area occurrences	0	0	0	0	0
Very high radiation area occurrences	0	0	0	0	0
Unintended exposure occurrences	0	0	0	0	0
<b>Indicator value</b>	<b>0</b>	<b>0</b>	<b>0</b>	<b>0</b>	<b>0</b>

Licensee Comments: none

### RETS/ODCM Radiological Effluent



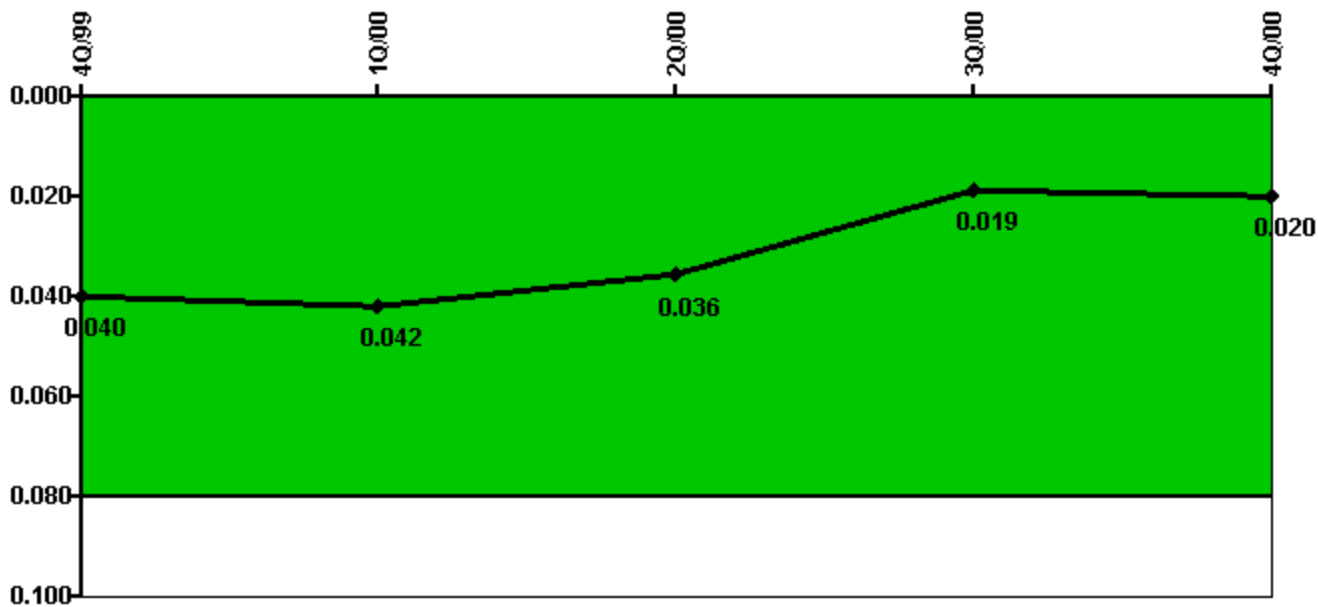
Thresholds: White > 1.0 Yellow > 3.0

#### Notes

RETS/ODCM Radiological Effluent	4Q/99	1Q/00	2Q/00	3Q/00	4Q/00
RETS/ODCM occurrences	0	0	0	0	0
Indicator value	0	0	0	0	0

Licensee Comments: none

### Protected Area Security Performance Index



Thresholds: White > 0.080

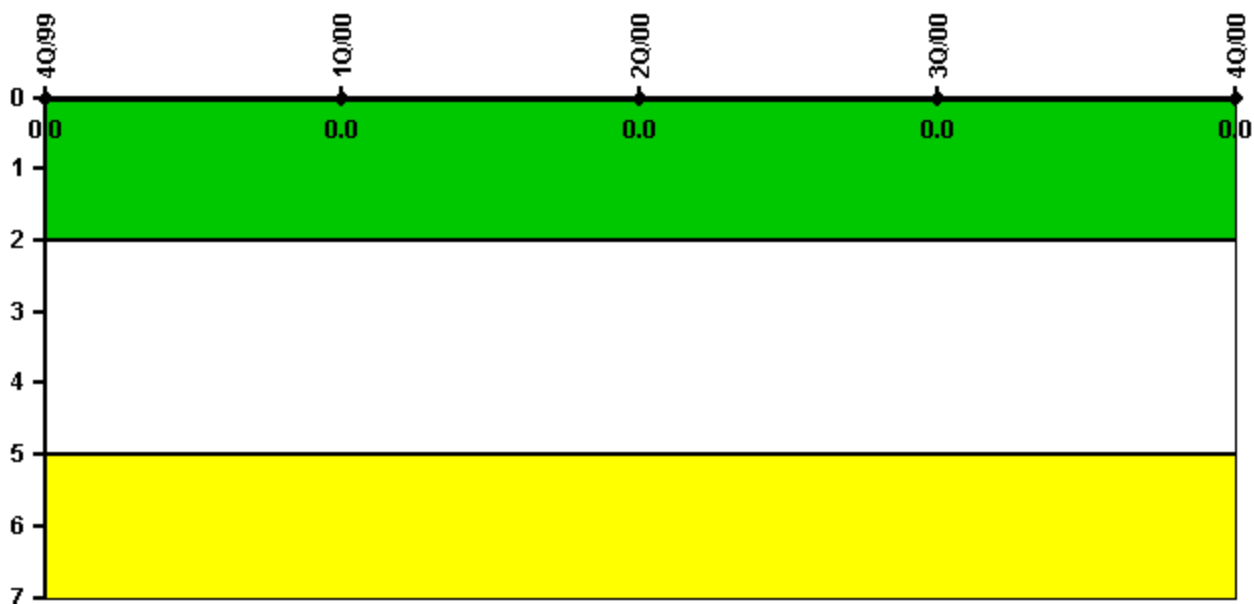
#### Notes

Protected Area Security Performance Index	4Q/99	1Q/00	2Q/00	3Q/00	4Q/00
IDS compensatory hours	333.60	147.23	110.02	364.68	373.33
CCTV compensatory hours	0	0	0	0	0
IDS normalization factor	2.85	2.85	2.85	2.85	2.85
CCTV normalization factor	1.5	1.5	1.5	1.5	1.5
<b>Index Value</b>	<b>0.040</b>	<b>0.042</b>	<b>0.036</b>	<b>0.019</b>	<b>0.020</b>

Licensee Comments: none



### Personnel Screening Program




Thresholds: White > 2.0 Yellow > 5.0

#### Notes

Personnel Screening Program	4Q/99	1Q/00	2Q/00	3Q/00	4Q/00
Program failures	0	0	0	0	0
Indicator value	0	0	0	0	0

Licensee Comments: none

### FFD/Personnel Reliability



Thresholds: White > 2.0 Yellow > 5.0

#### Notes

FFD/Personnel Reliability	4Q/99	1Q/00	2Q/00	3Q/00	4Q/00
Program Failures	0	0	0	0	0
Indicator value	0	0	0	0	0

Licensee Comments: none

▲ [PI Summary](#) | [Inspection Findings Summary](#) | [Action Matrix Summary](#) | [Reactor Oversight Process](#)

Last Modified: March 28, 2002