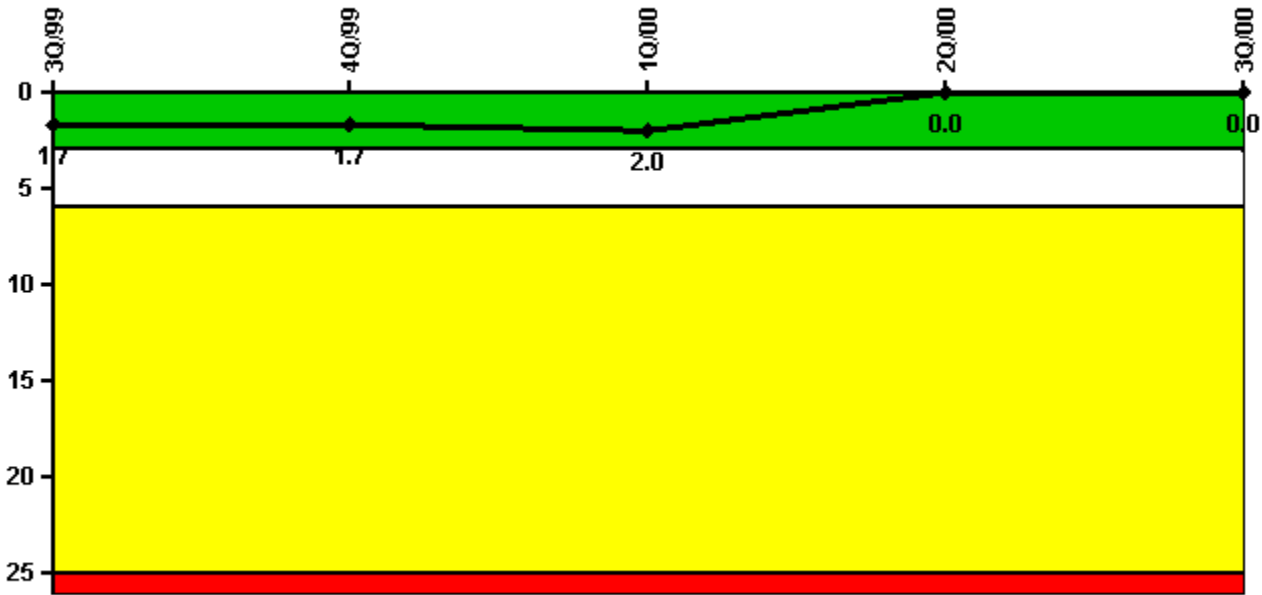


Monticello

3Q/2000 Performance Indicators

Licensee's General Comments: none

Unplanned Scrams per 7000 Critical Hrs



Thresholds: White > 3.0 Yellow > 6.0 Red > 25.0

Notes

Unplanned Scrams per 7000 Critical Hrs	3Q/99	4Q/99	1Q/00	2Q/00	3Q/00
Unplanned scrams	0	0	0	0	0
Critical hours	2208.0	2209.0	919.1	2183.0	2083.8
Indicator value	1.7	1.7	2.0	0	0

Licensee Comments: none

Scrams with Loss of Normal Heat Removal



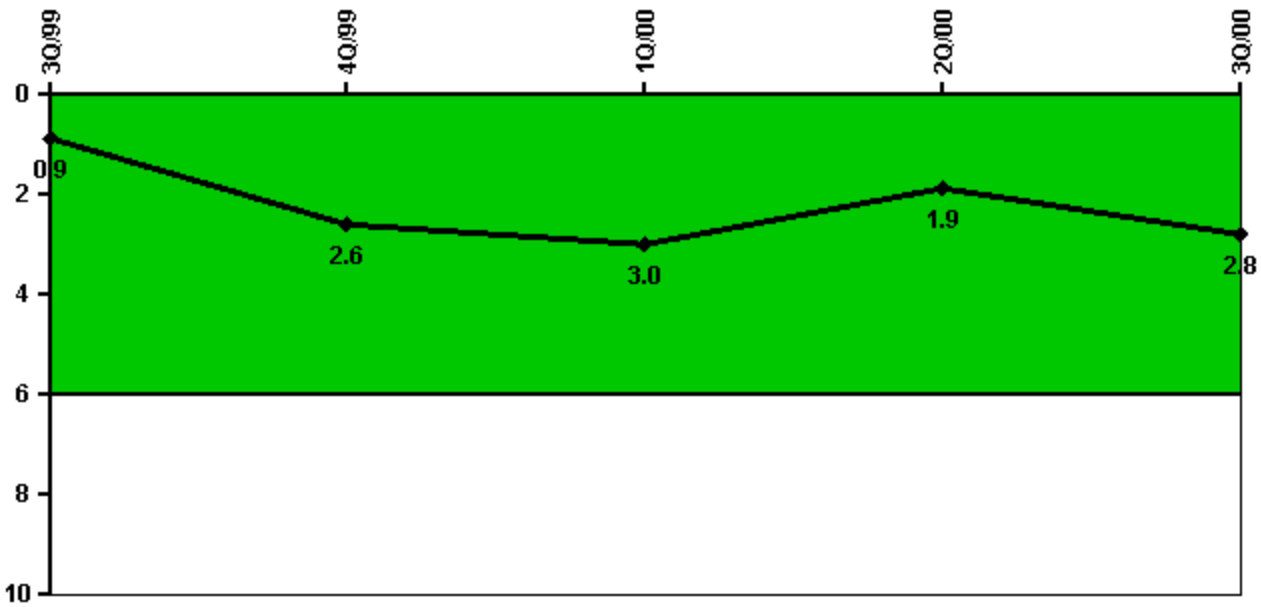
Thresholds: White > 2.0 Yellow > 10.0 Red > 20.0

Notes

Scrams with Loss of Normal Heat Removal	3Q/99	4Q/99	1Q/00	2Q/00	3Q/00
Scrams	0	0	0	0	0
Indicator value	1.0	1.0	1.0	1.0	1.0

Licensee Comments: none

Unplanned Power Changes per 7000 Critical Hrs



Thresholds: White > 6.0

Notes

Unplanned Power Changes per 7000 Critical Hrs	3Q/99	4Q/99	1Q/00	2Q/00	3Q/00
Unplanned power changes	0	2.0	0	0	1.0
Critical hours	2208.0	2209.0	919.1	2183.0	2083.8
Indicator value	0.9	2.6	3.0	1.9	2.8

Licensee Comments: none

Safety System Unavailability, Emergency AC Power



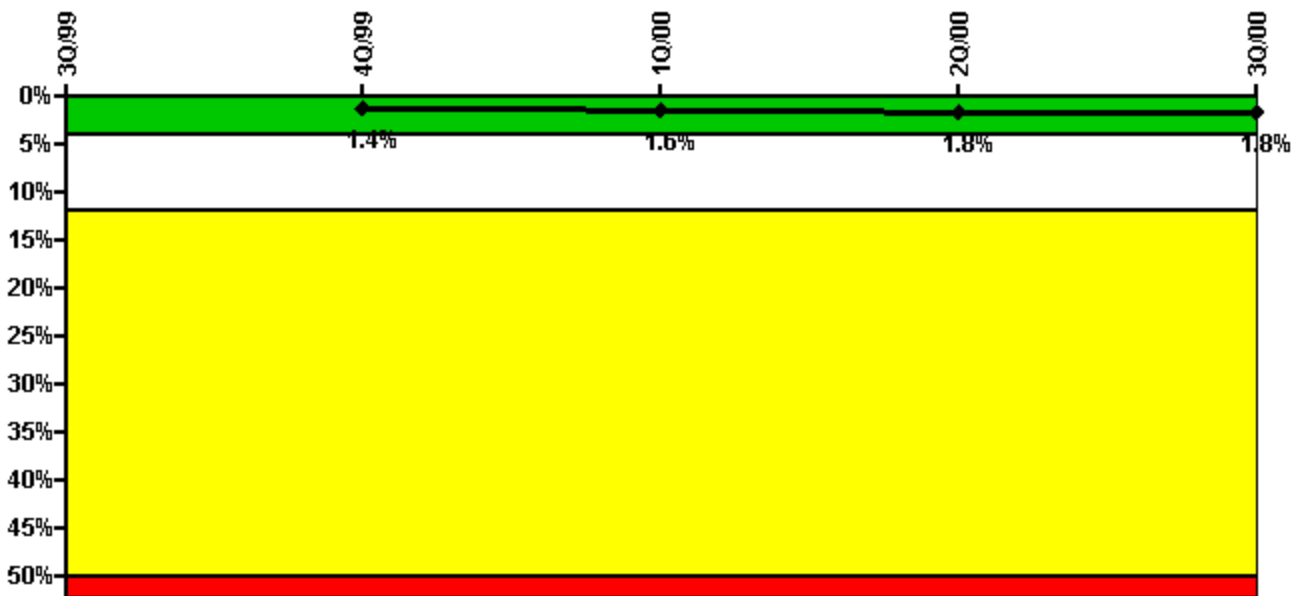
Thresholds: White > 2.5% Yellow > 5.0% Red > 10.0%

Notes

Safety System Unavailability, Emergency AC Power	3Q/99	4Q/99	1Q/00	2Q/00	3Q/00
Train 1					
Planned unavailable hours	28.25	8.27	3.45	6.37	9.45
Unplanned unavailable hours	0	0	0	0	0
Fault exposure hours	0	0	0	0	0
Effective Reset hours	0	0	0	0	0
Required hours	2208.00	2209.00	2184.00	2183.00	2208.00
Train 2					
Planned unavailable hours	8.85	7.94	5.49	6.27	32.90
Unplanned unavailable hours	0	0	0	0	0
Fault exposure hours	0	0	0	0	0
Effective Reset hours	0	0	0	0	0
Required hours	2208.00	2209.00	2184.00	2183.00	2208.00
Indicator value		1.8%	1.0%	1.0%	1.1%

Licensee Comments: none

Safety System Unavailability, High Pressure Injection System (HPCI)



Thresholds: White > 4.0% Yellow > 12.0% Red > 50.0%

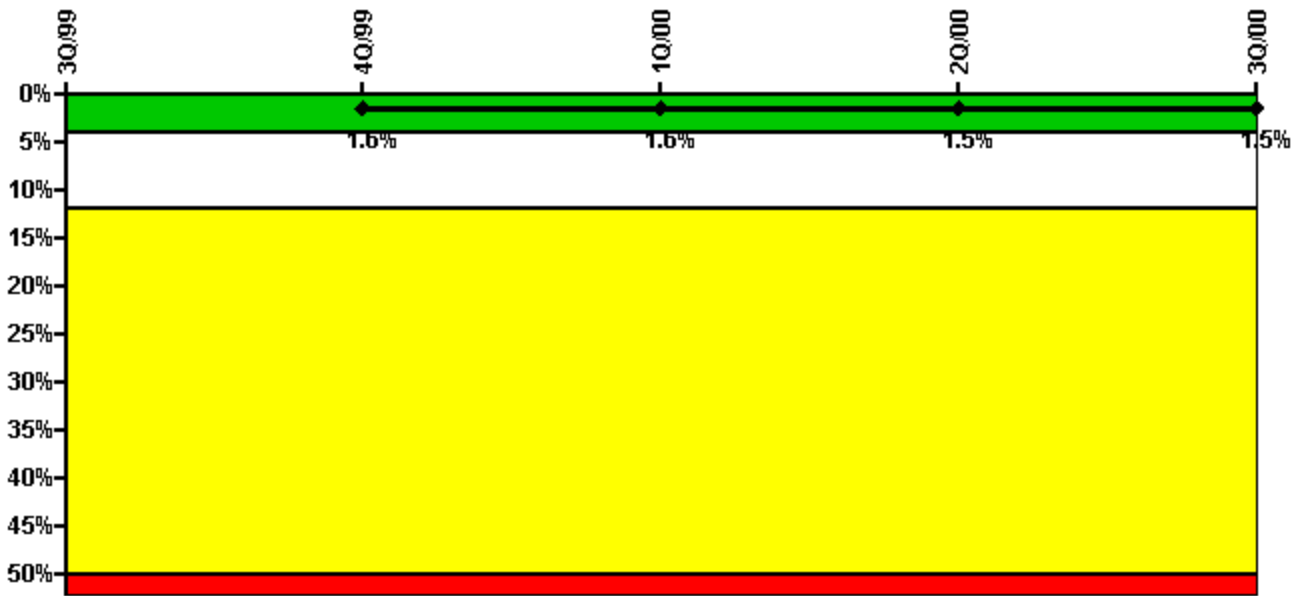
Notes

Safety System Unavailability, High Pressure Injection System (HPCI)	3Q/99	4Q/99	1Q/00	2Q/00	3Q/00
Train 1					
Planned unavailable hours	9.08	11.42	19.34	51.53	12.55
Unplanned unavailable hours	0	23.22	0	3.90	0
Fault exposure hours	0	0	0	0	0
Effective Reset hours	0	0	0	0	0
Required hours	2208.00	2209.00	919.10	2183.00	2083.80
Indicator value		1.4%	1.6%	1.8%	1.8%

Licensee Comments:

4Q/99: Added 0.5 hours for recently discovered HPCI inoperability due to snubber changeout

Safety System Unavailability, Heat Removal System (RCIC)



Thresholds: White > 4.0% Yellow > 12.0% Red > 50.0%

Notes

Safety System Unavailability, Heat Removal System (RCIC)	3Q/99	4Q/99	1Q/00	2Q/00	3Q/00
Train 1					
Planned unavailable hours	26.67	163.76	6.74	14.97	8.75
Unplanned unavailable hours	3.17	0	0	0	0
Fault exposure hours	0	0	0	0	0
Effective Reset hours	0	0	0	0	0
Required hours	2208.00	2209.00	919.10	2183.00	2083.80
Indicator value		1.6%	1.6%	1.5%	1.5%

Licensee Comments: none

Safety System Unavailability, Residual Heat Removal System



Thresholds: White > 1.5% Yellow > 5.0% Red > 10.0%

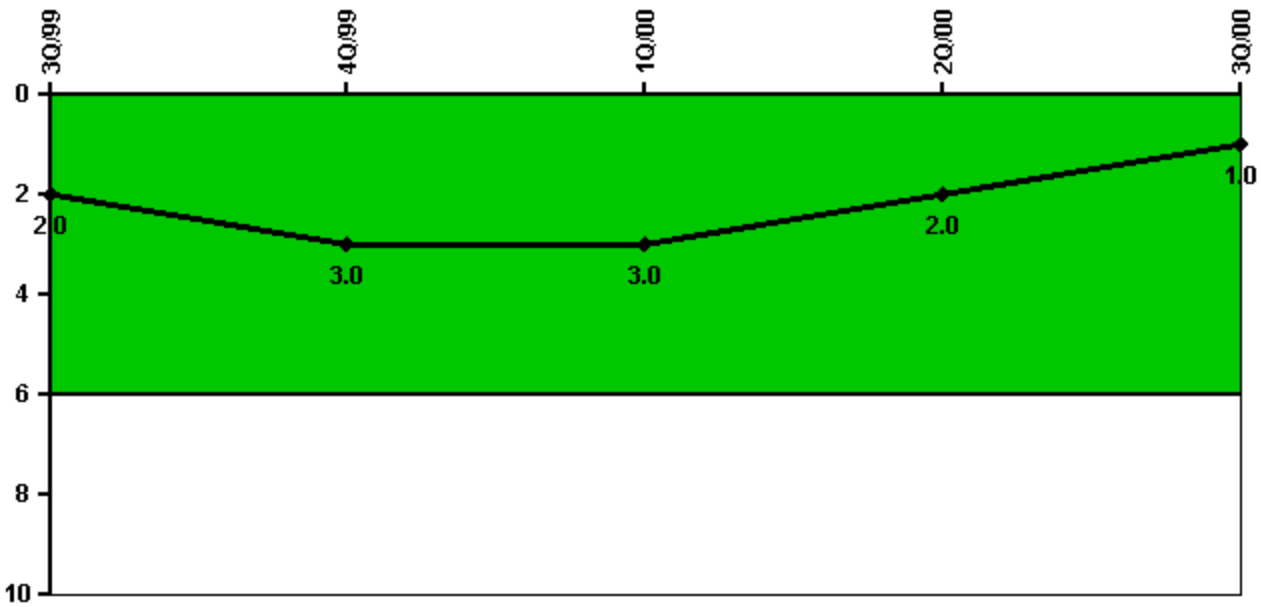
Notes

Safety System Unavailability, Residual Heat Removal System	3Q/99	4Q/99	1Q/00	2Q/00	3Q/00
Train 1					
Planned unavailable hours	1.43	0	42.09	0.13	19.60
Unplanned unavailable hours	0	0	0.32	0	40.23
Fault exposure hours	0	0	0	0	0
Effective Reset hours	0	0	0	0	0
Required hours	2208.00	2209.00	2184.00	2183.00	2208.00
Train 2					
Planned unavailable hours	66.71	0	36.72	36.06	12.80
Unplanned unavailable hours	0	0	0.32	10.25	0
Fault exposure hours	0	0	0	0	0
Effective Reset hours	0	0	0	0	0
Required hours	2208.00	2209.00	2184.00	2183.00	2208.00
Indicator value		0.6%	0.8%	0.9%	0.7%

Licensee Comments:

3Q/00: Following further engineering review of 1st quarter 2000 data for "A" RHR loop, 6.72 hours were removed from the Unplanned Unavailable Hours. The removal of these hours did not affect the color of the indicator. The indicator remains in the GREEN band.

Safety System Functional Failures (BWR)



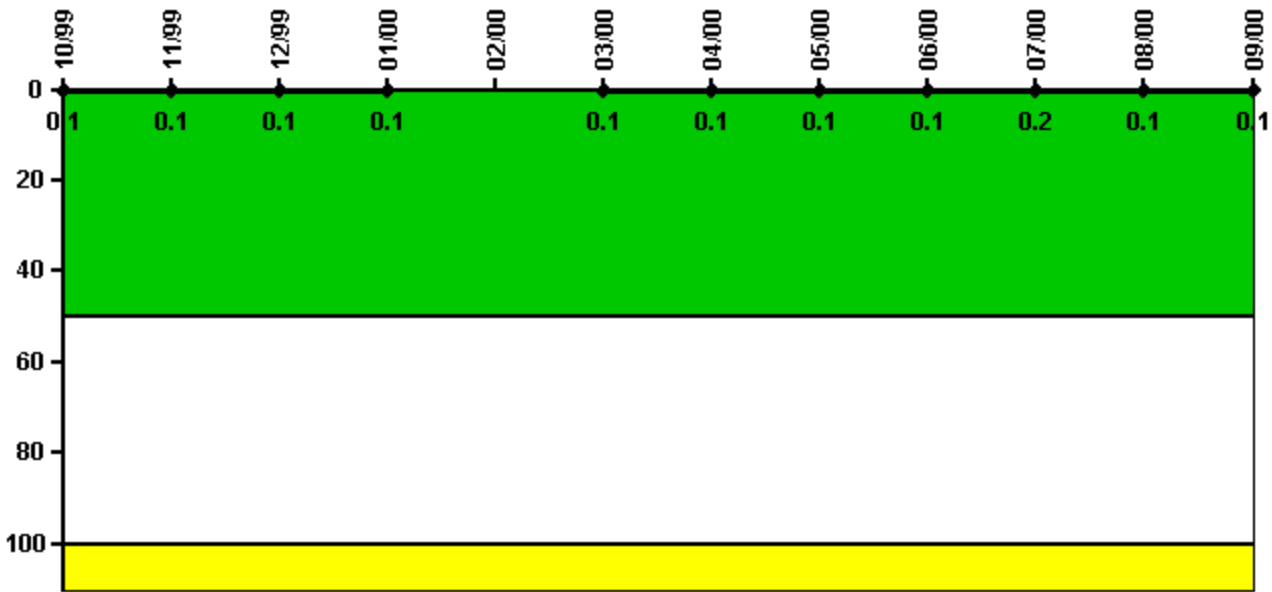
Thresholds: White > 6.0

Notes

Safety System Functional Failures (BWR)	3Q/99	4Q/99	1Q/00	2Q/00	3Q/00
Safety System Functional Failures	1	1	0	0	0
Indicator value	2	3	3	2	1

Licensee Comments: none

Reactor Coolant System Activity



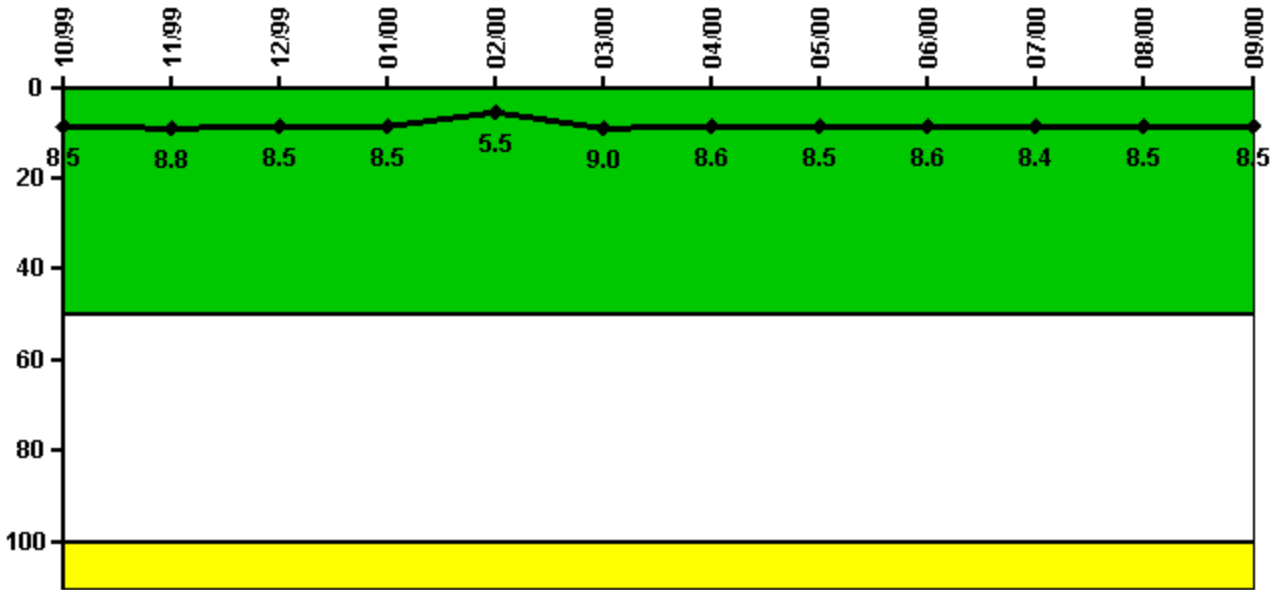
Thresholds: White > 50.0 Yellow > 100.0

Notes

Reactor Coolant System Activity	10/99	11/99	12/99	1/00	2/00	3/00	4/00	5/00	6/00	7/00	8/00	9/00
Maximum activity	0.000260	0.000250	0.000280	0.000280	N/A	0.000260	0.000270	0.000250	0.000270	0.000420	0.000260	0.000240
Technical specification limit	0.3	0.3	0.3	0.3	0.3	0.3	0.3	0.3	0.3	0.3	0.3	0.3
Indicator value	0.1	0.1	0.1	0.1	N/A	0.1	0.1	0.1	0.1	0.2	0.1	0.1

Licensee Comments: none

Reactor Coolant System Leakage



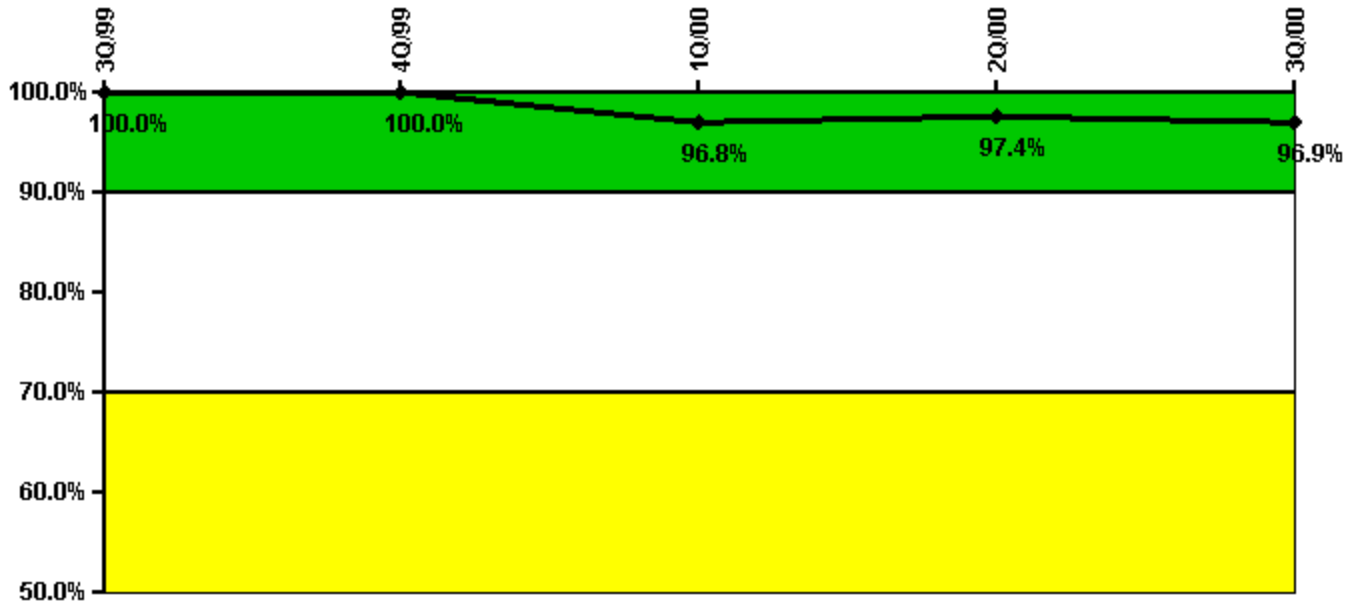
Thresholds: White > 50.0 Yellow > 100.0

Notes

Reactor Coolant System Leakage	10/99	11/99	12/99	1/00	2/00	3/00	4/00	5/00	6/00	7/00	8/00	9/00
Maximum leakage	1.700	1.750	1.700	1.700	1.100	1.800	1.720	1.700	1.720	1.680	1.700	1.700
Technical specification limit	20.0	20.0	20.0	20.0	20.0	20.0	20.0	20.0	20.0	20.0	20.0	20.0
Indicator value	8.5	8.8	8.5	8.5	5.5	9.0	8.6	8.5	8.6	8.4	8.5	8.5

Licensee Comments: none

Drill/Exercise Performance



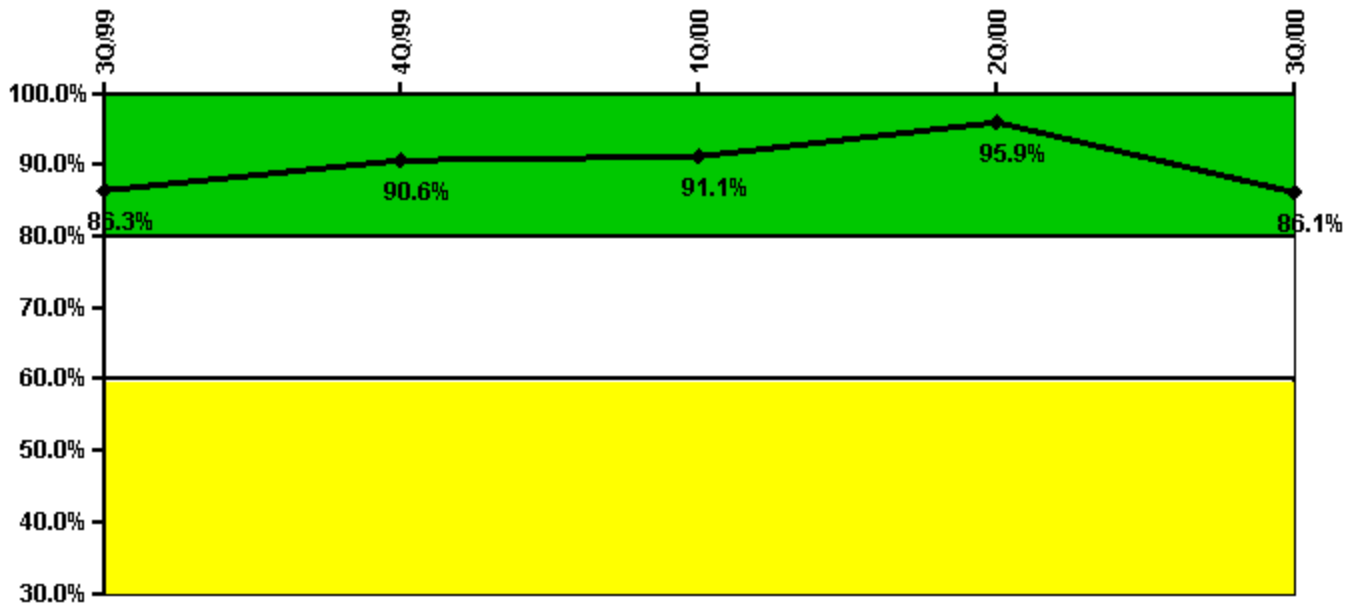
Thresholds: White < 90.0% Yellow < 70.0%

Notes

Drill/Exercise Performance	3Q/99	4Q/99	1Q/00	2Q/00	3Q/00
Successful opportunities	26.0	25.0	13.0	62.0	36.0
Total opportunities	26.0	25.0	16.0	63.0	38.0
Indicator value	100.0%	100.0%	96.8%	97.4%	96.9%

Licensee Comments: none

ERO Drill Participation



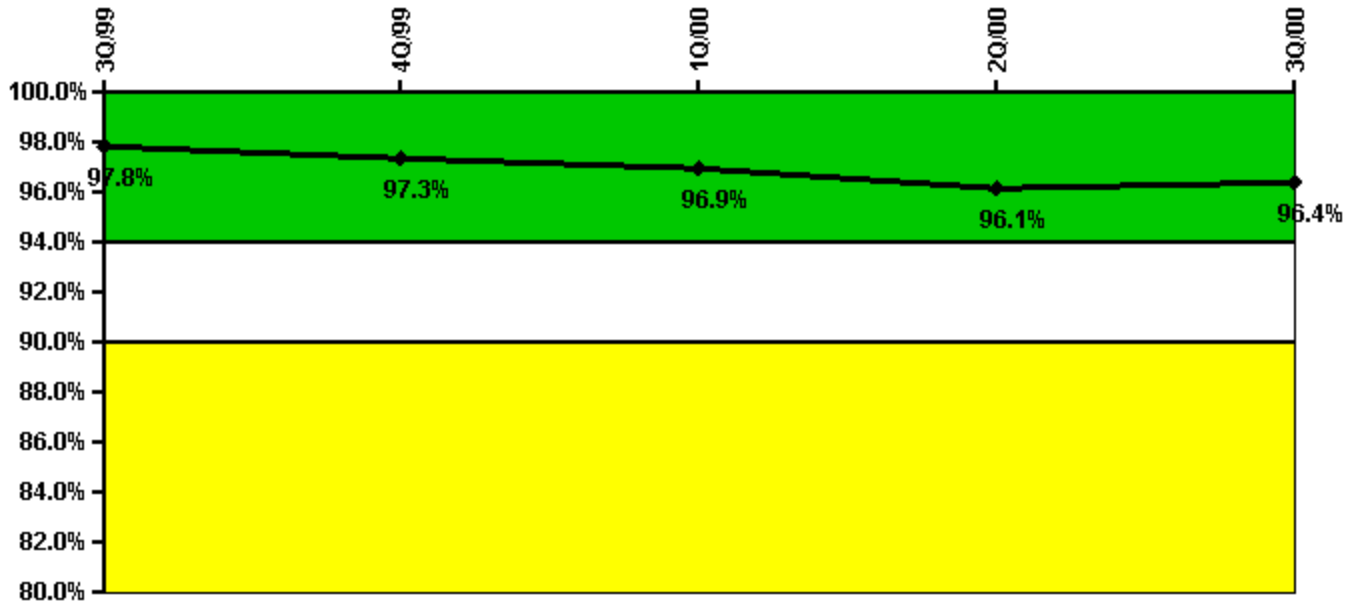
Thresholds: White < 80.0% Yellow < 60.0%

Notes

ERO Drill Participation	3Q/99	4Q/99	1Q/00	2Q/00	3Q/00
Participating Key personnel	82.0	77.0	72.0	71.0	68.0
Total Key personnel	95.0	85.0	79.0	74.0	79.0
Indicator value	86.3%	90.6%	91.1%	95.9%	86.1%

Licensee Comments: none

Alert & Notification System



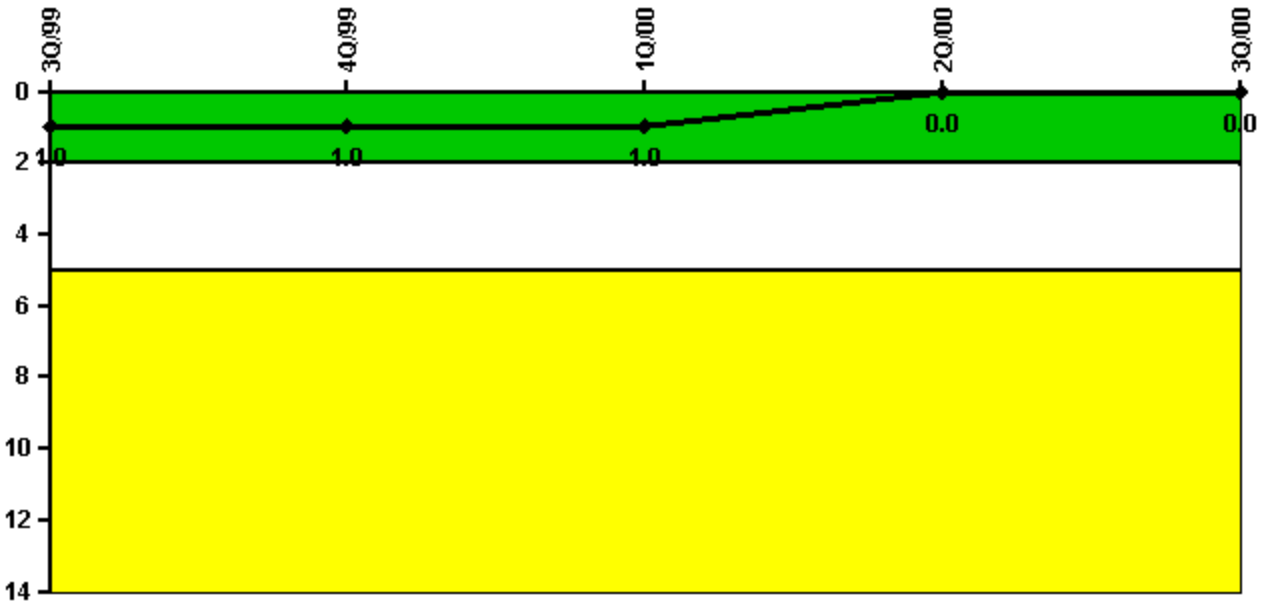
Thresholds: White < 94.0% Yellow < 90.0%

Notes

Alert & Notification System	3Q/99	4Q/99	1Q/00	2Q/00	3Q/00
Successful siren-tests	232	235	235	232	235
Total sirens-tests	243	243	243	243	243
Indicator value	97.8%	97.3%	96.9%	96.1%	96.4%

Licensee Comments: none

Occupational Exposure Control Effectiveness



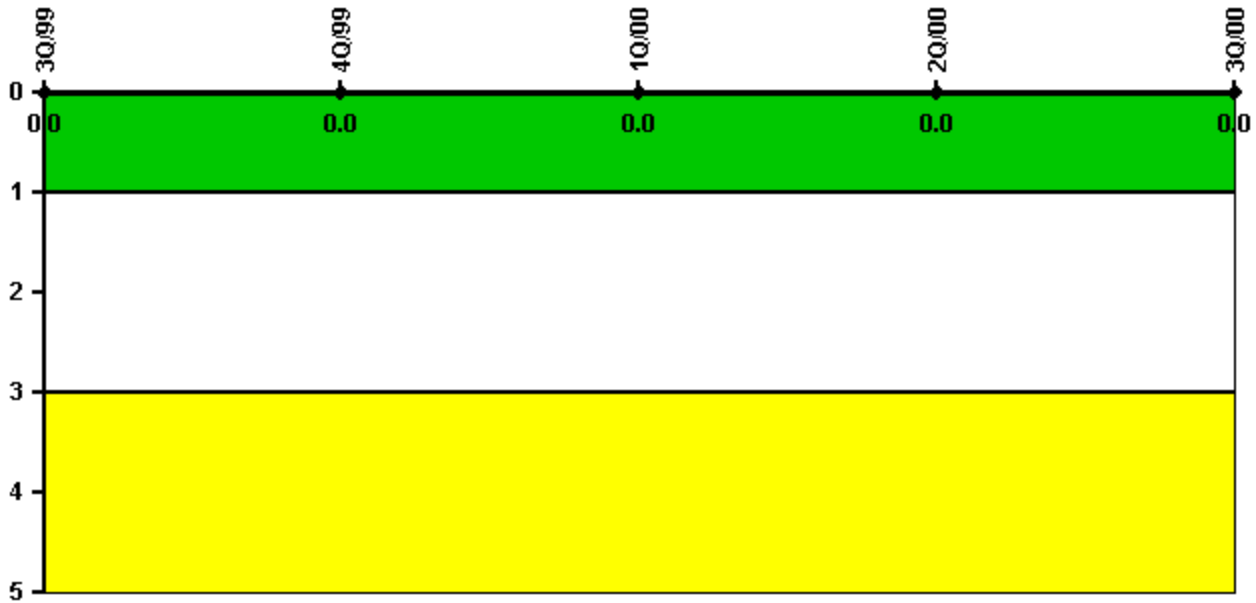
Thresholds: White > 2.0 Yellow > 5.0

Notes

Occupational Exposure Control Effectiveness	3Q/99	4Q/99	1Q/00	2Q/00	3Q/00
High radiation area occurrences	0	0	0	0	0
Very high radiation area occurrences	0	0	0	0	0
Unintended exposure occurrences	0	0	0	0	0
Indicator value	1	1	1	0	0

Licensee Comments: none

RETS/ODCM Radiological Effluent



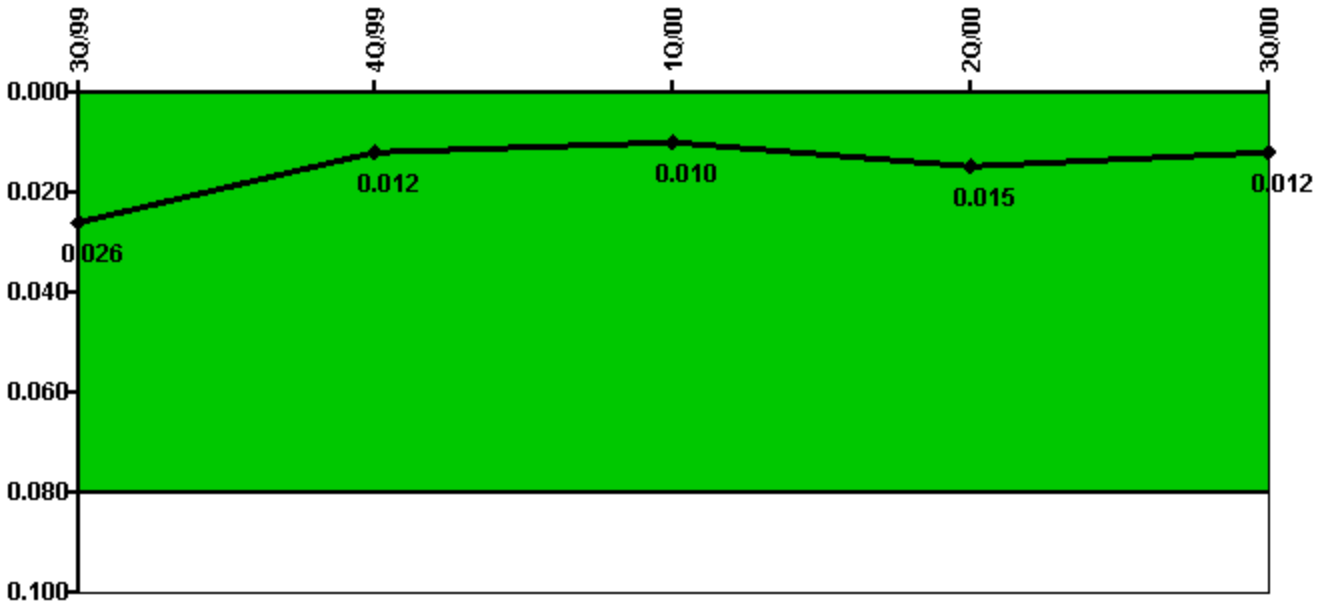
Thresholds: White > 1.0 Yellow > 3.0

Notes

RETS/ODCM Radiological Effluent	3Q/99	4Q/99	1Q/00	2Q/00	3Q/00
RETS/ODCM occurrences	0	0	0	0	0
Indicator value	0	0	0	0	0

Licensee Comments: none

Protected Area Security Performance Index



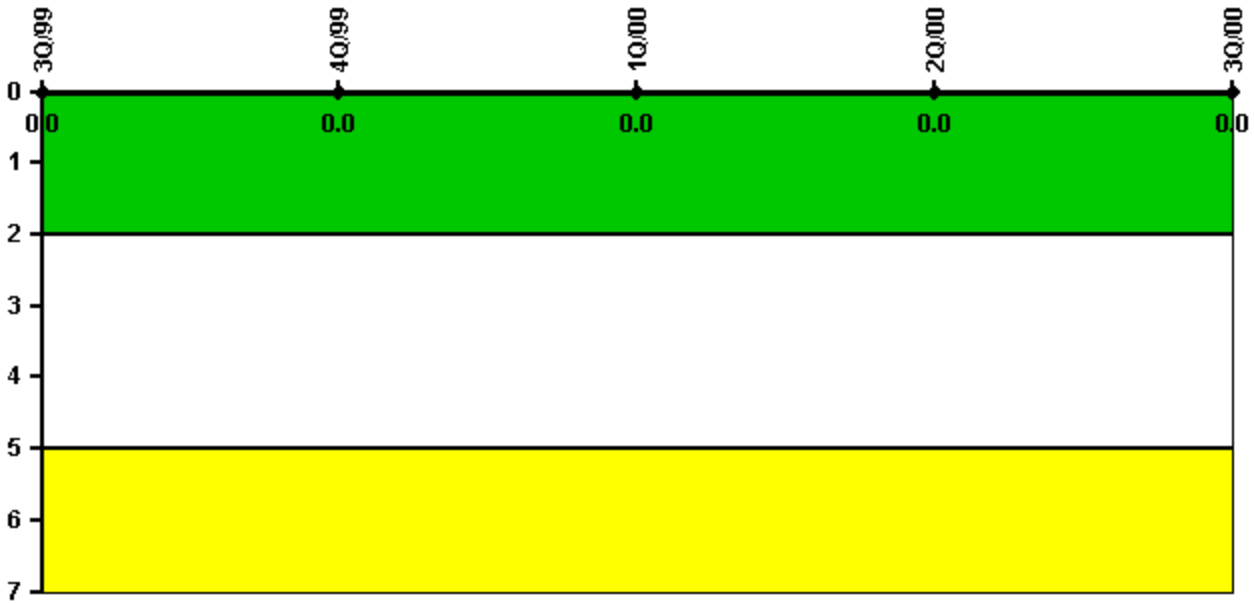
Thresholds: White > 0.080

Notes

Protected Area Security Performance Index	3Q/99	4Q/99	1Q/00	2Q/00	3Q/00
IDS compensatory hours	111.80	34.52	17.45	95.55	55.21
CCTV compensatory hours	0	0	0	0	0
IDS normalization factor	1.00	1.00	1.00	1.00	1.00
CCTV normalization factor	1.0	1.0	1.0	1.0	1.0
Index Value	0.026	0.012	0.010	0.015	0.012

Licensee Comments: none

Personnel Screening Program



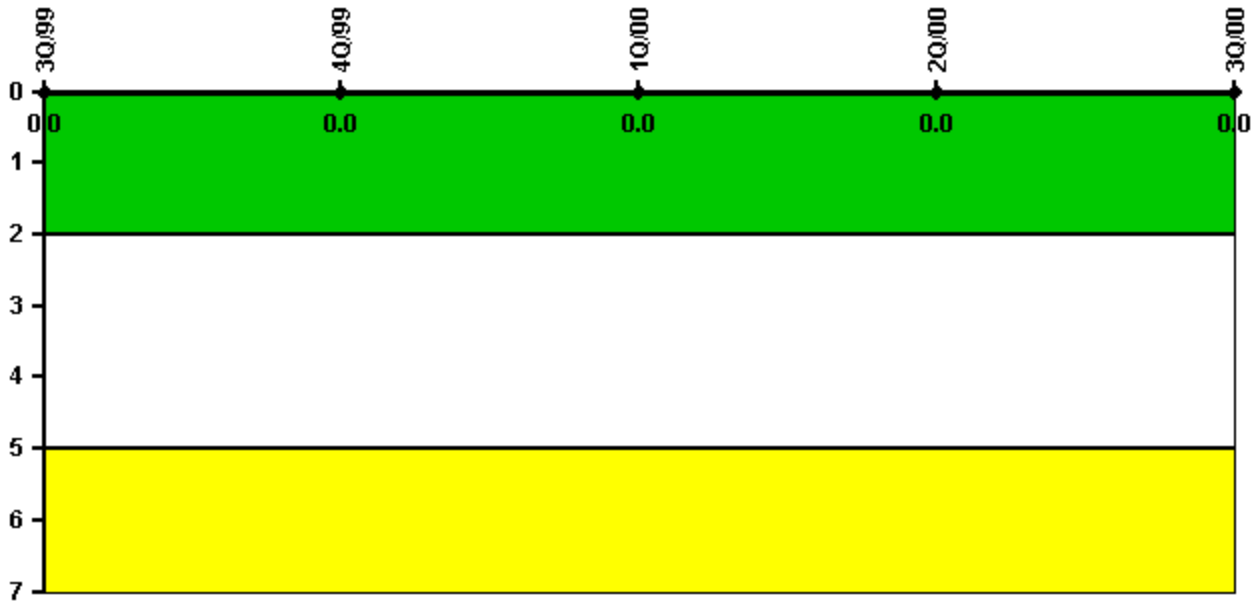
Thresholds: White > 2.0 Yellow > 5.0

Notes

Personnel Screening Program	3Q/99	4Q/99	1Q/00	2Q/00	3Q/00
Program failures	0	0	0	0	0
Indicator value	0	0	0	0	0

Licensee Comments: none

FFD/Personnel Reliability



Thresholds: White > 2.0 Yellow > 5.0

Notes

FFD/Personnel Reliability	3Q/99	4Q/99	1Q/00	2Q/00	3Q/00
Program Failures	0	0	0	0	0
Indicator value	0	0	0	0	0

Licensee Comments: none

[PI Summary](#) | [Inspection Findings Summary](#) | [Reactor Oversight Process](#)

Last Modified: March 29, 2002