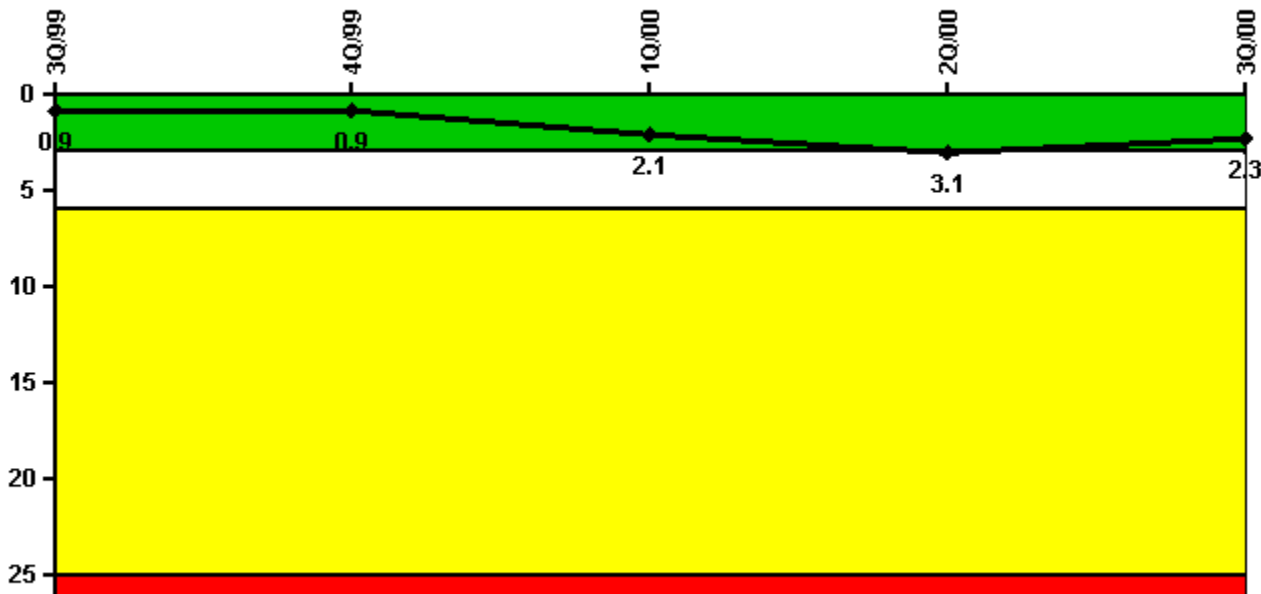


### Indian Point 2

#### 3Q/2000 Performance Indicators

Licensee's General Comments: Chage report submitted after notification by NEI that original submittal was missing RETS/ODCM and ANS reliability data.

#### Unplanned Scrams per 7000 Critical Hrs



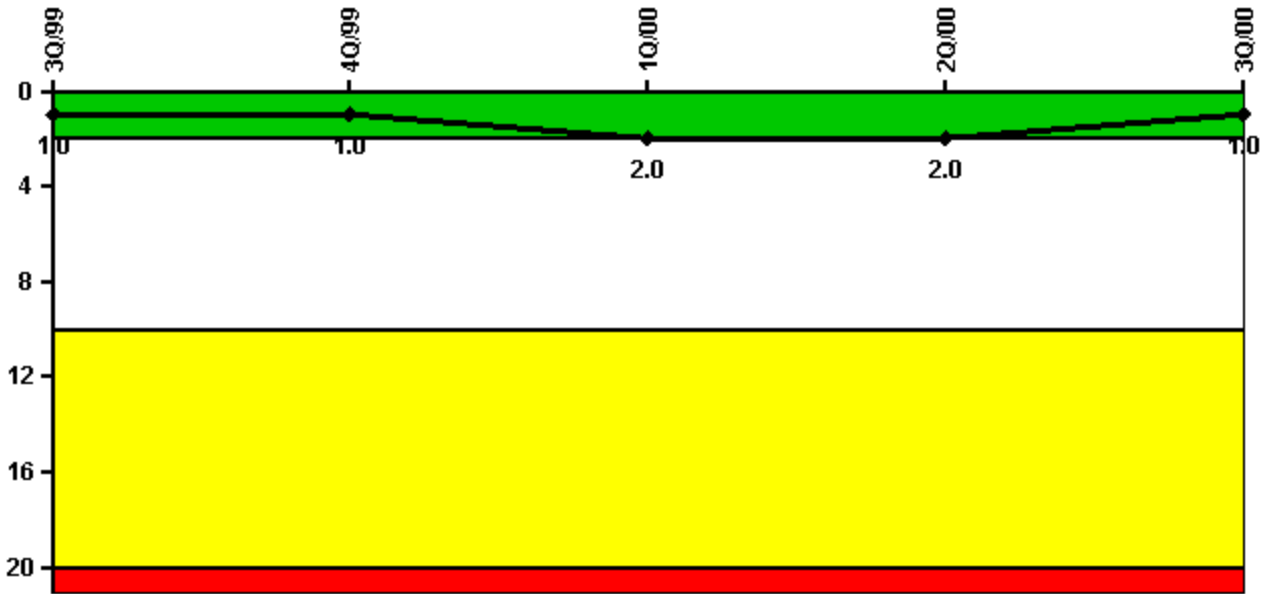
Thresholds: White > 3.0 Yellow > 6.0 Red > 25.0

#### Notes

Unplanned Scrams per 7000 Critical Hrs	3Q/99	4Q/99	1Q/00	2Q/00	3Q/00
Unplanned scrams	1.0	0	1.0	0	0
Critical hours	1478.5	1902.0	1099.5	0	0
Indicator value	0.9	0.9	2.1	3.1	2.3

Licensee Comments: none

### Scrams with Loss of Normal Heat Removal



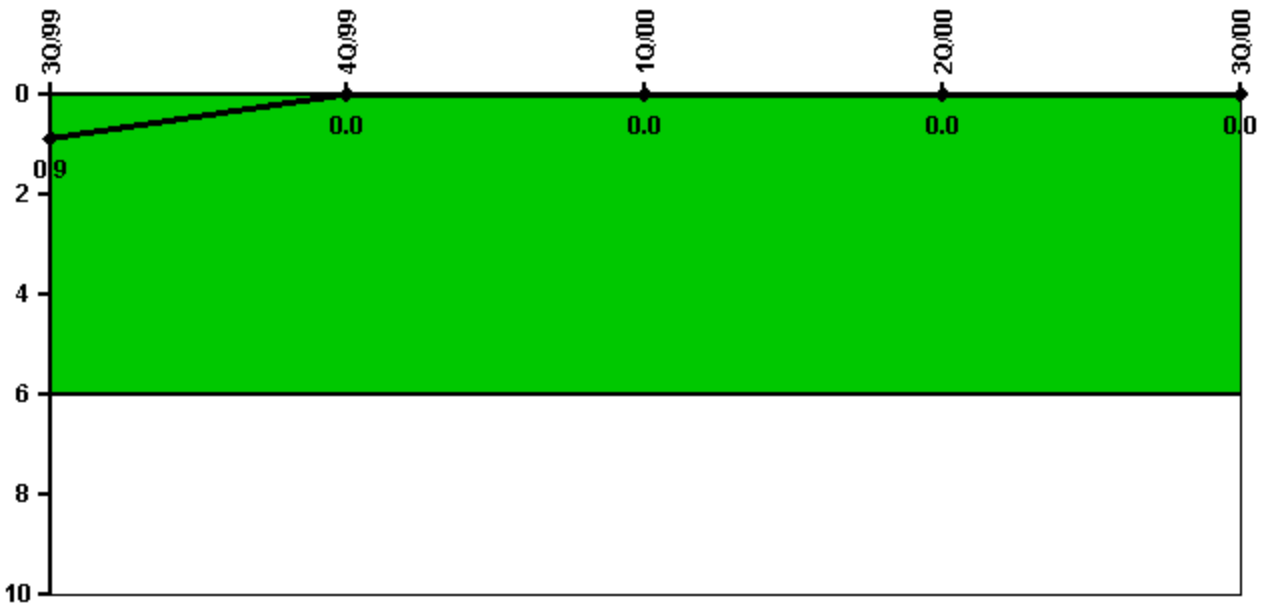
Thresholds: White > 2.0 Yellow > 10.0 Red > 20.0

#### Notes

Scrams with Loss of Normal Heat Removal	3Q/99	4Q/99	1Q/00	2Q/00	3Q/00
Scrams	0	0	1.0	0	0
Indicator value	1.0	1.0	2.0	2.0	1.0

Licensee Comments: none

### Unplanned Power Changes per 7000 Critical Hrs



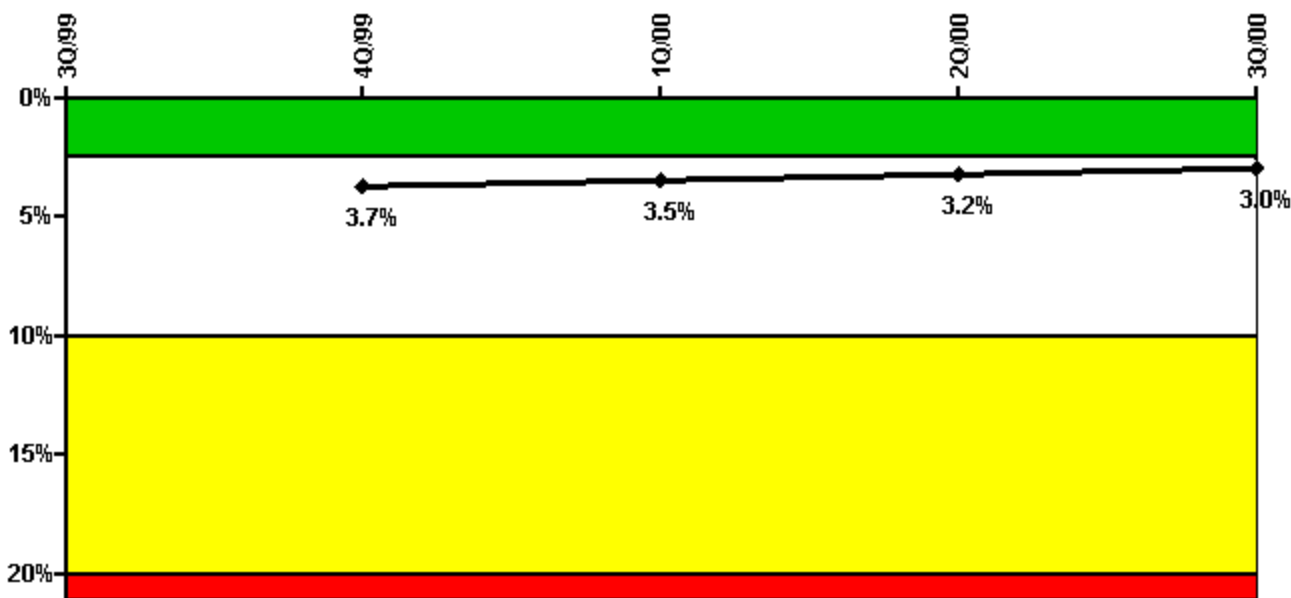
Thresholds: White > 6.0

#### Notes

Unplanned Power Changes per 7000 Critical Hrs	3Q/99	4Q/99	1Q/00	2Q/00	3Q/00
Unplanned power changes	0	0	0	0	0
Critical hours	1478.5	1902.0	1099.5	0	0
<b>Indicator value</b>	<b>0.9</b>	<b>0</b>	<b>0</b>	<b>0</b>	<b>0</b>

Licensee Comments: none

### Safety System Unavailability, Emergency AC Power, >2EDG



Thresholds: White > 2.5% Yellow > 10.0% Red > 20.0%

#### Notes

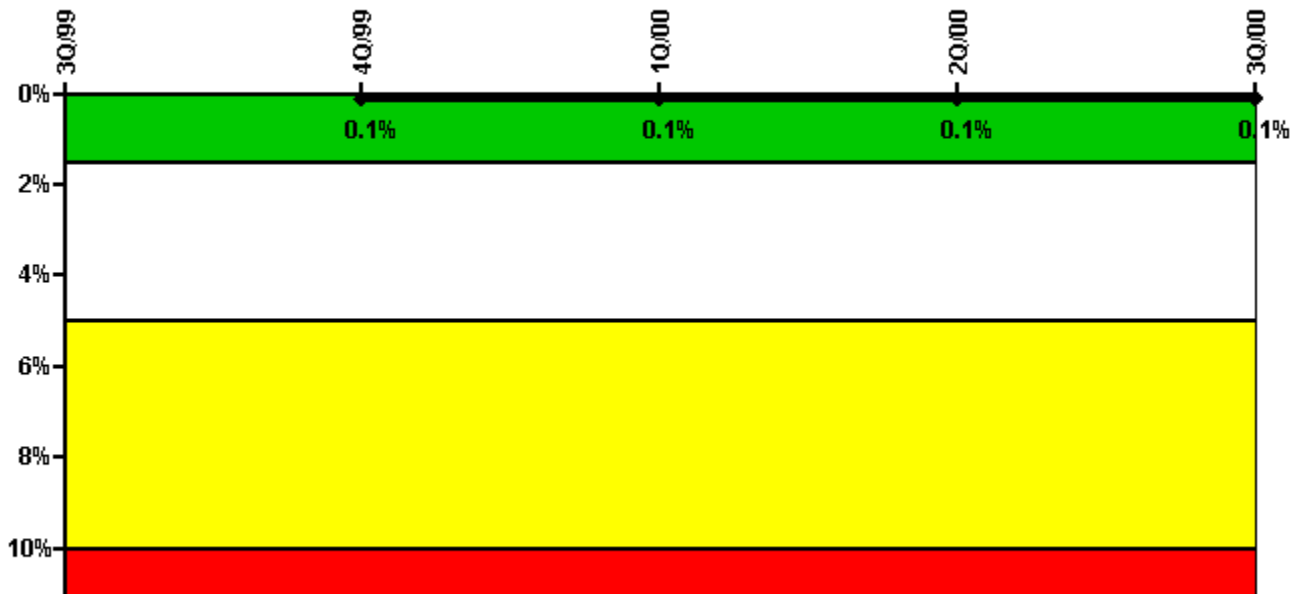
Safety System Unavailability, Emergency AC Power, >2EDG	3Q/99	4Q/99	1Q/00	2Q/00	3Q/00
<b>Train 1</b>					
Planned unavailable hours	73.45	52.85	2.12	0	0
Unplanned unavailable hours	0	38.47	0	0	0
Fault exposure hours	0	0	0	0	0
Effective Reset hours	0	0	0	0	0
Required hours	2208.00	2208.00	2184.00	2184.00	2208.00
<b>Train 2</b>					
Planned unavailable hours	27.45	7.84	51.14	0	0
Unplanned unavailable hours	0	0	0	0	0
Fault exposure hours	0	0	0	0	0
Effective Reset hours	0	0	0	0	0
Required hours	2208.00	2208.00	2184.00	2184.00	2208.00
<b>Train 3</b>					
Planned unavailable hours	10.83	34.25	3.81	0	0
Unplanned unavailable hours	26.17	0	0	0	0
Fault exposure hours	1443.93	0	0	0	0
Effective Reset hours	0	0	0	0	0
Required hours	2208.00	2208.00	2184.00	2184.00	2208.00
<b>Indicator value</b>		<b>3.7%</b>	<b>3.5%</b>	<b>3.2%</b>	<b>3.0%</b>

#### Licensee Comments:

3Q/99: Fault Exposure Hours Reset per NEI, "Supplemental Guidance for Fault Exposure Hour Reset", December 6, 2001

3Q/99: Train three was revised to reflect the removal of fault exposure hours. NRC supplemental inspection completed in Inspection Report 2001-002. All corrective actions have been completed.

### Safety System Unavailability, High Pressure Injection System (HPSI)



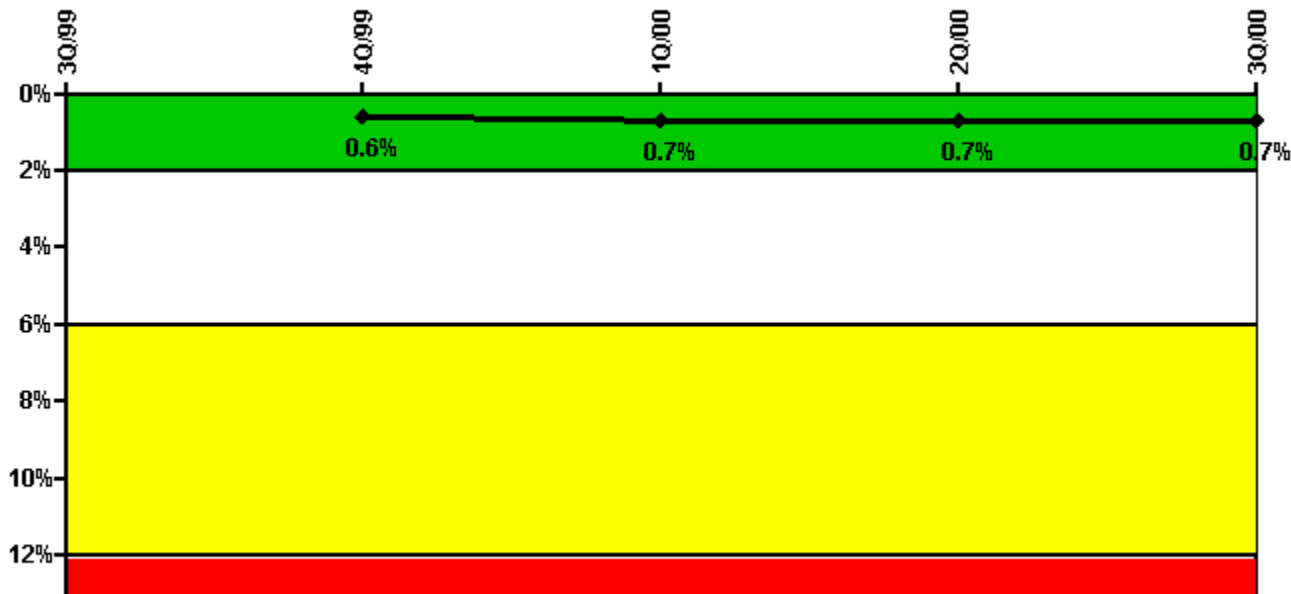
Thresholds: White > 1.5% Yellow > 5.0% Red > 10.0%

**Notes**

Safety System Unavailability, High Pressure Injection System (HPSI)	3Q/99	4Q/99	1Q/00	2Q/00	3Q/00
<b>Train 1</b>					
Planned unavailable hours	0	0	3.60	0	0
Unplanned unavailable hours	0	0	0	0	0
Fault exposure hours	0	0	0	0	0
Effective Reset hours	0	0	0	0	0
Required hours	1478.50	1902.00	1099.50	0	0
<b>Train 2</b>					
Planned unavailable hours	0	3.50	0	0	0
Unplanned unavailable hours	0	0	0	0	0
Fault exposure hours	0	0	0	0	0
Effective Reset hours	0	0	0	0	0
Required hours	1478.50	1902.00	1099.50	0	0
<b>Train 3</b>					
Planned unavailable hours	0	0	0	0	0
Unplanned unavailable hours	9.50	0	0	0	0
Fault exposure hours	0	0	0	0	0
Effective Reset hours	0	0	0	0	0
Required hours	1478.50	1902.00	1099.50	0	0
<b>Indicator value</b>		<b>0.1%</b>	<b>0.1%</b>	<b>0.1%</b>	<b>0.1%</b>

Licensee Comments: none

### Safety System Unavailability, Heat Removal System (AFW)



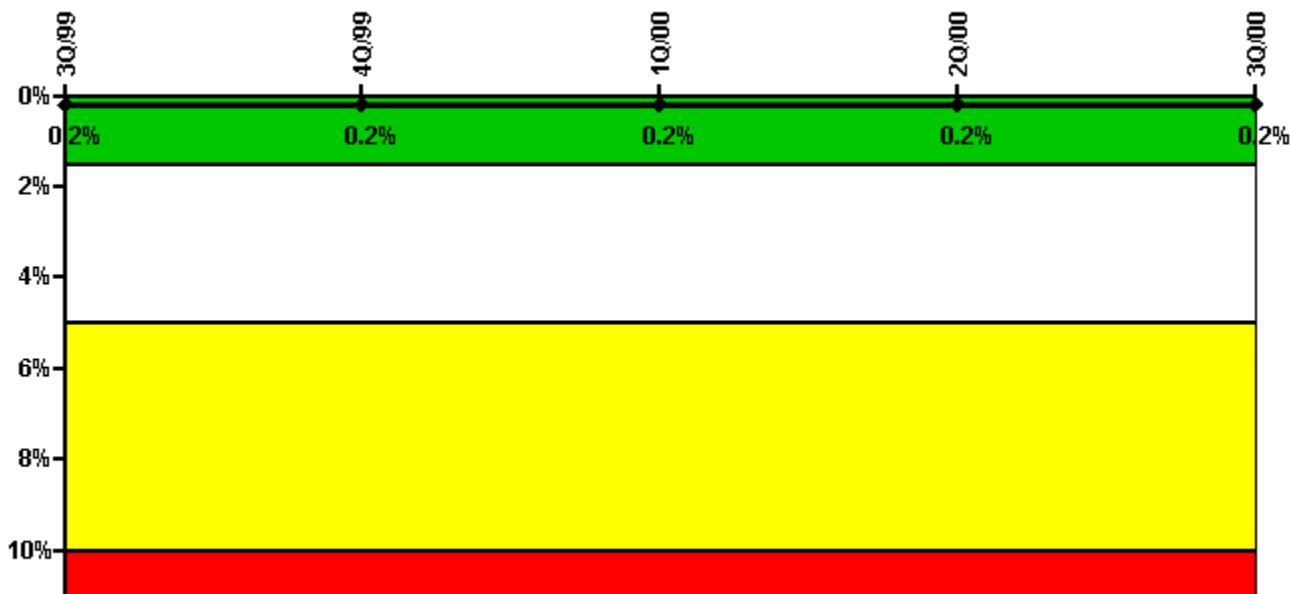
Thresholds: White > 2.0% Yellow > 6.0% Red > 12.0%

#### Notes

Safety System Unavailability, Heat Removal System (AFW)	3Q/99	4Q/99	1Q/00	2Q/00	3Q/00
<b>Train 1</b>					
Planned unavailable hours	0	1.00	0	0	0
Unplanned unavailable hours	0	0	0	0	0
Fault exposure hours	0	0	0	0	0
Effective Reset hours	0	0	0	0	0
Required hours	1478.50	1902.00	1099.50	0	0
<b>Train 2</b>					
Planned unavailable hours	11.00	2.50	13.70	0	0
Unplanned unavailable hours	0	0	0.30	0	0
Fault exposure hours	0	0	0	0	0
Effective Reset hours	0	0	0	0	0
Required hours	1478.50	1902.00	1099.50	0	0
<b>Train 3</b>					
Planned unavailable hours	6.00	2.00	13.00	0	0
Unplanned unavailable hours	26.50	0	0	0	0
Fault exposure hours	0	0	0	0	0
Effective Reset hours	0	0	0	0	0
Required hours	1478.50	1902.00	1099.50	0	0
<b>Indicator value</b>		<b>0.6%</b>	<b>0.7%</b>	<b>0.7%</b>	<b>0.7%</b>

Licensee Comments: none

### Safety System Unavailability, Residual Heat Removal System



Thresholds: White > 1.5% Yellow > 5.0% Red > 10.0%

#### Notes

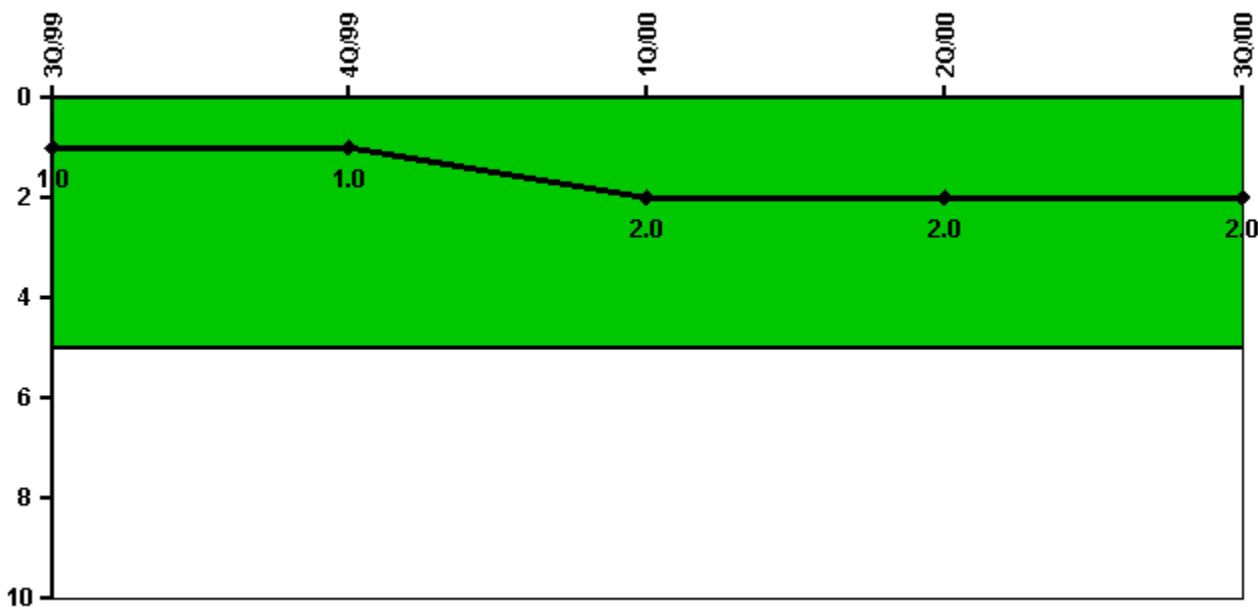
Safety System Unavailability, Residual Heat Removal System	3Q/99	4Q/99	1Q/00	2Q/00	3Q/00
<b>Train 1</b>					
Planned unavailable hours	1.00	0.40	0.50	0	0
Unplanned unavailable hours	0	0	0	0	0
Fault exposure hours	0	0	0	0	0
Effective Reset hours	0	0	0	0	0
Required hours	2208.00	2209.00	2184.00	0	1163.00
<b>Train 2</b>					
Planned unavailable hours	6.00	0.10	0.50	0	0
Unplanned unavailable hours	10.50	0	0	0	0
Fault exposure hours	0	0	0	0	0
Effective Reset hours	0	0	0	0	0
Required hours	2208.00	2209.00	2184.00	0	1163.00
<b>Train 3</b>					
Planned unavailable hours	0	0	0	0	0
Unplanned unavailable hours	0	0	0	0	0
Fault exposure hours	0	0	0	0	0
Effective Reset hours	0	0	0	0	0
Required hours	2208.00	2209.00	2184.00	0	1163.00
<b>Train 4</b>					
Planned unavailable hours	0	0	0	0	0
Unplanned unavailable hours	0	0	0	0	0
Fault exposure hours	0	0	0	0	0
Effective Reset hours	0	0	0	0	0

Required hours	2208.00	2209.00	2184.00	0	1163.00
<b>Indicator value</b>	<b>0.2%</b>	<b>0.2%</b>	<b>0.2%</b>	<b>0.2%</b>	<b>0.2%</b>

Licensee Comments:

2Q/00: Unit off-line for 2nd quarter.

### Safety System Functional Failures (PWR)



Thresholds: White > 5.0

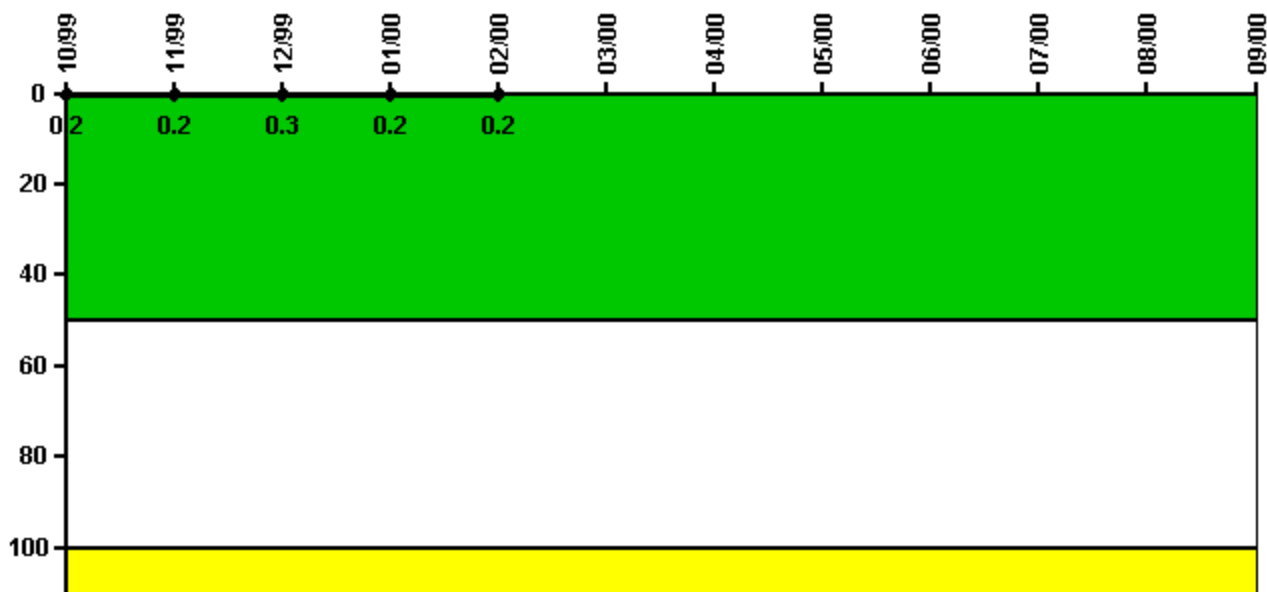
### Notes

Safety System Functional Failures (PWR)	3Q/99	4Q/99	1Q/00	2Q/00	3Q/00
Safety System Functional Failures	0	1	1	0	0
<b>Indicator value</b>	<b>1</b>	<b>1</b>	<b>2</b>	<b>2</b>	<b>2</b>

Licensee Comments: none



### Reactor Coolant System Activity



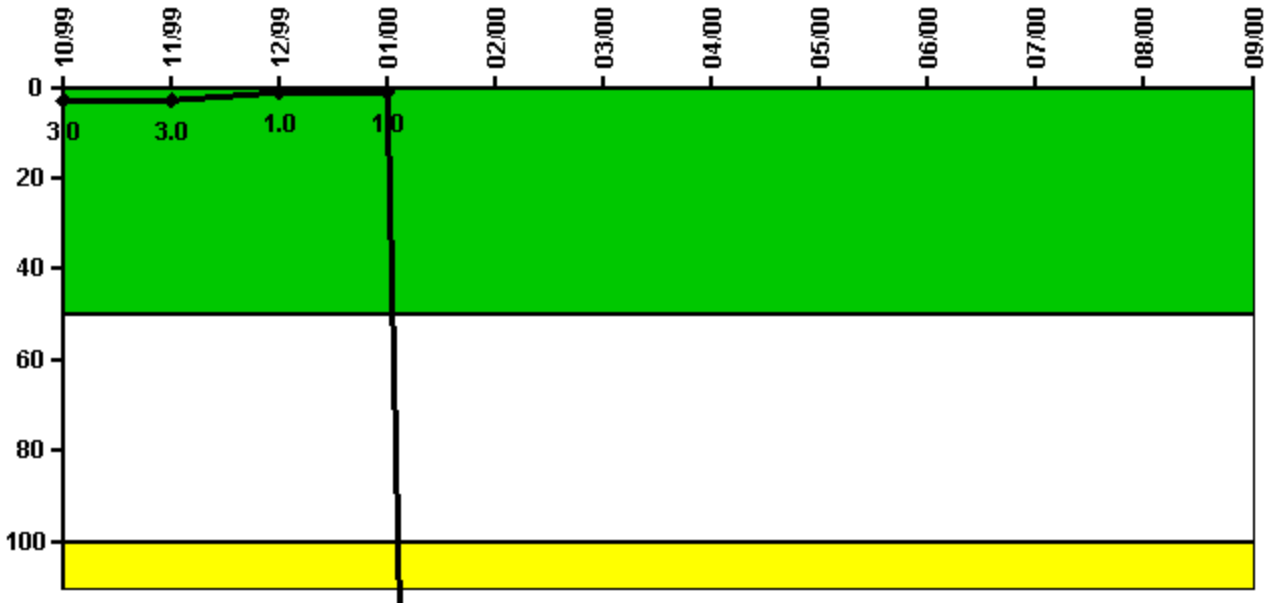
Thresholds: White > 50.0 Yellow > 100.0

#### Notes

Reactor Coolant System Activity	10/99	11/99	12/99	1/00	2/00	3/00	4/00	5/00	6/00	7/00	8/00	9/00
Maximum activity	0.002190	0.002300	0.002600	0.002390	0.002280	N/A	N/A	N/A	N/A	N/A	N/A	N/A
Technical specification limit	1.0	1.0	1.0	1.0	1.0	1.0	1.0	1.0	1.0	1.0	1.0	1.0
Indicator value	0.2	0.2	0.3	0.2	0.2	N/A	N/A	N/A	N/A	N/A	N/A	N/A

Licensee Comments: none

### Reactor Coolant System Leakage



Thresholds: White > 50.0 Yellow > 100.0

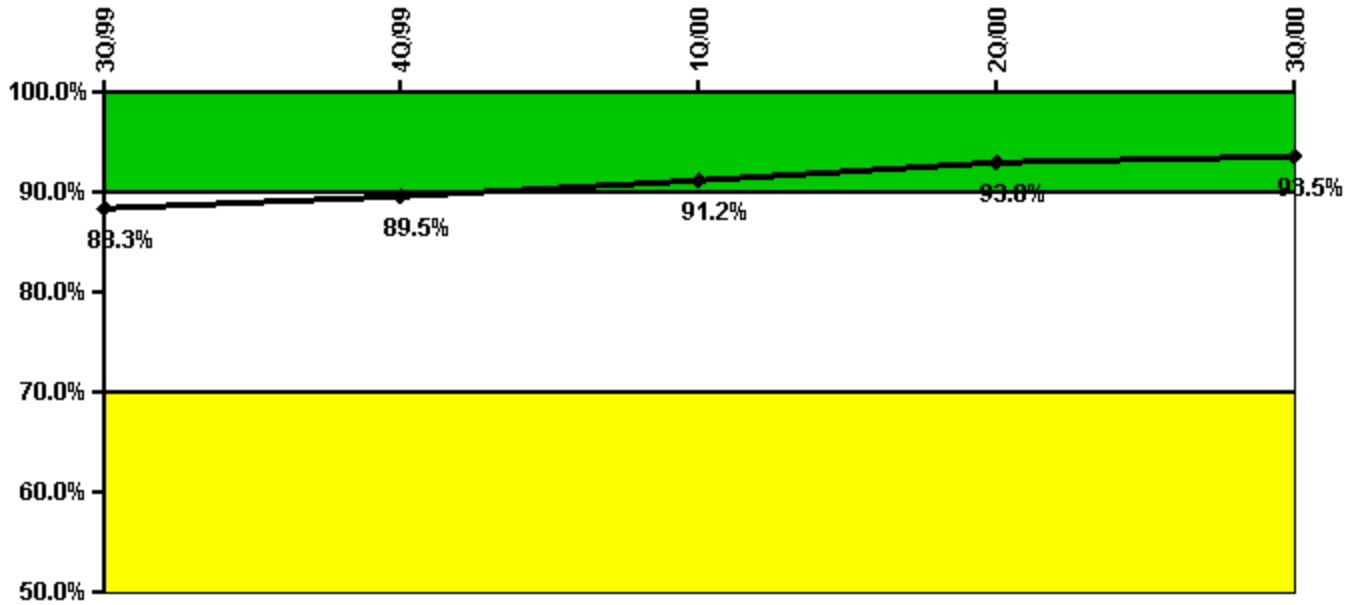
#### Notes

Reactor Coolant System Leakage	10/99	11/99	12/99	1/00	2/00	3/00	4/00	5/00	6/00	7/00	8/00	9/00
Maximum leakage	0.300	0.300	0.100	0.100	109.000	N/A	N/A	N/A	N/A	N/A	N/A	N/A
Technical specification limit	10.0	10.0	10.0	10.0	10.0	10.0	10.0	10.0	10.0	10.0	10.0	10.0
Indicator value	3.0	3.0	1.0	1.0	1090.0	N/A	N/A	N/A	N/A	N/A	N/A	N/A

Licensee Comments:

6/00: Unit off-line for 2nd quarter.

### Drill/Exercise Performance



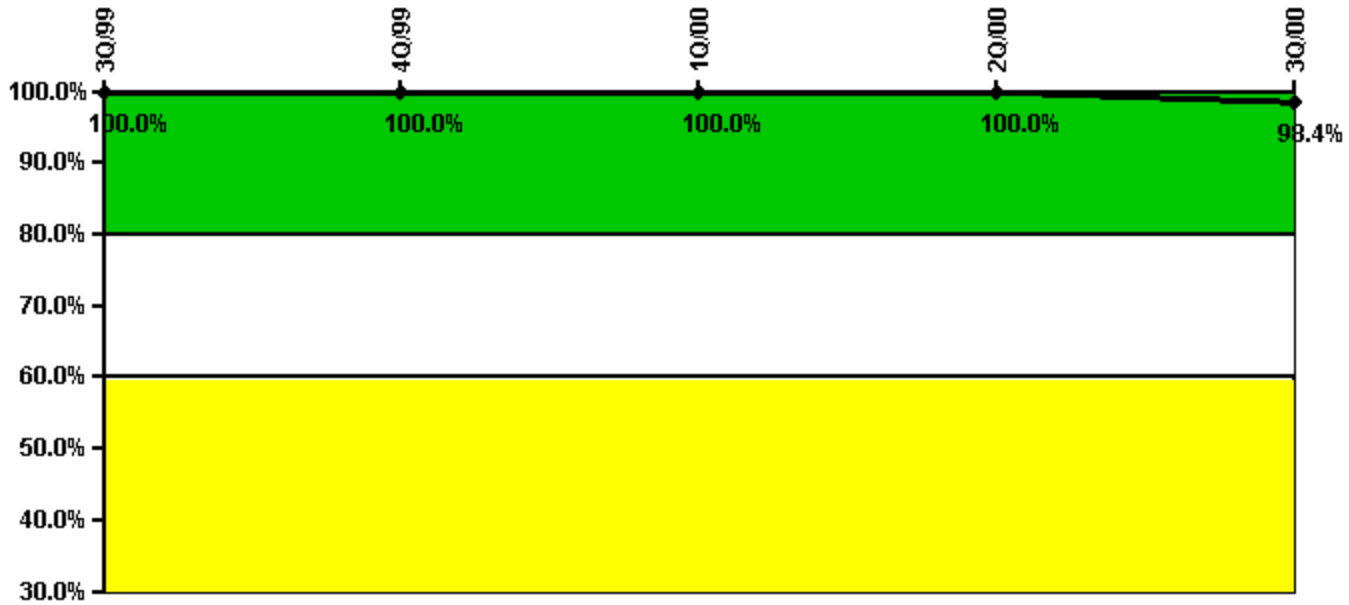
Thresholds: White < 90.0% Yellow < 70.0%

#### Notes

Drill/Exercise Performance	3Q/99	4Q/99	1Q/00	2Q/00	3Q/00
Successful opportunities	22.0	28.0	29.0	30.0	9.0
Total opportunities	27.0	28.0	30.0	30.0	9.0
Indicator value	88.3%	89.5%	91.2%	93.0%	93.5%

Licensee Comments: none

### ERO Drill Participation



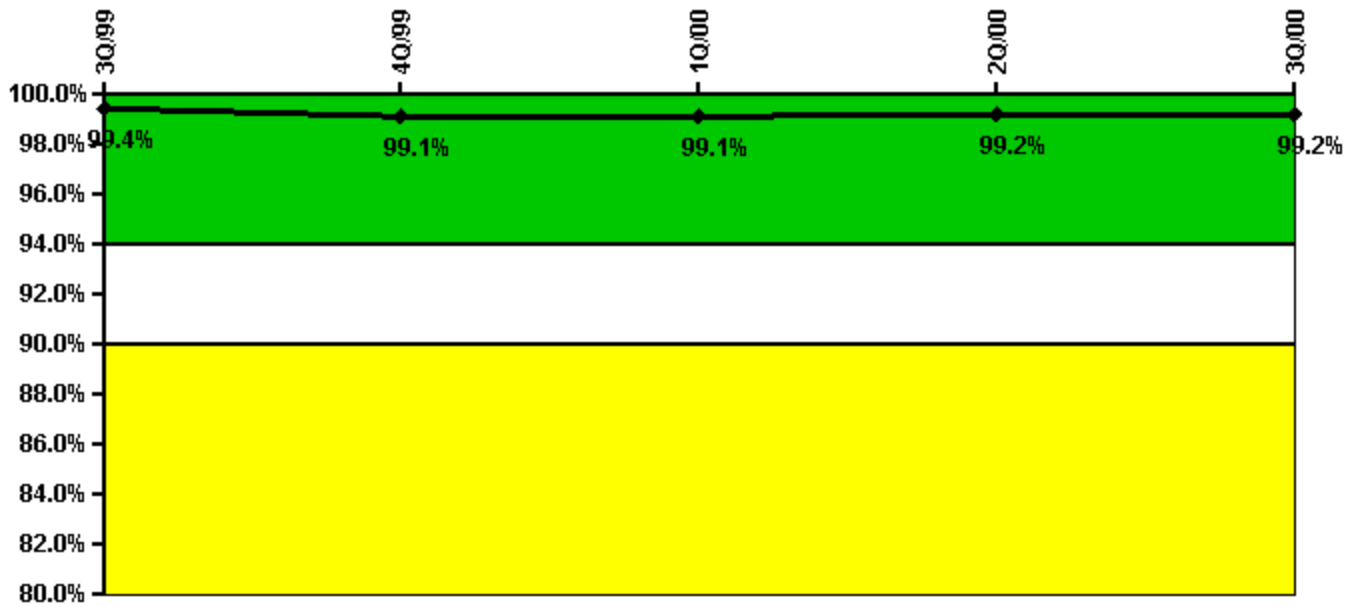
Thresholds: White < 80.0% Yellow < 60.0%

#### Notes

ERO Drill Participation	3Q/99	4Q/99	1Q/00	2Q/00	3Q/00
Participating Key personnel	59.0	63.0	62.0	67.0	63.0
Total Key personnel	59.0	63.0	62.0	67.0	64.0
Indicator value	100.0%	100.0%	100.0%	100.0%	98.4%

Licensee Comments: none

### Alert & Notification System



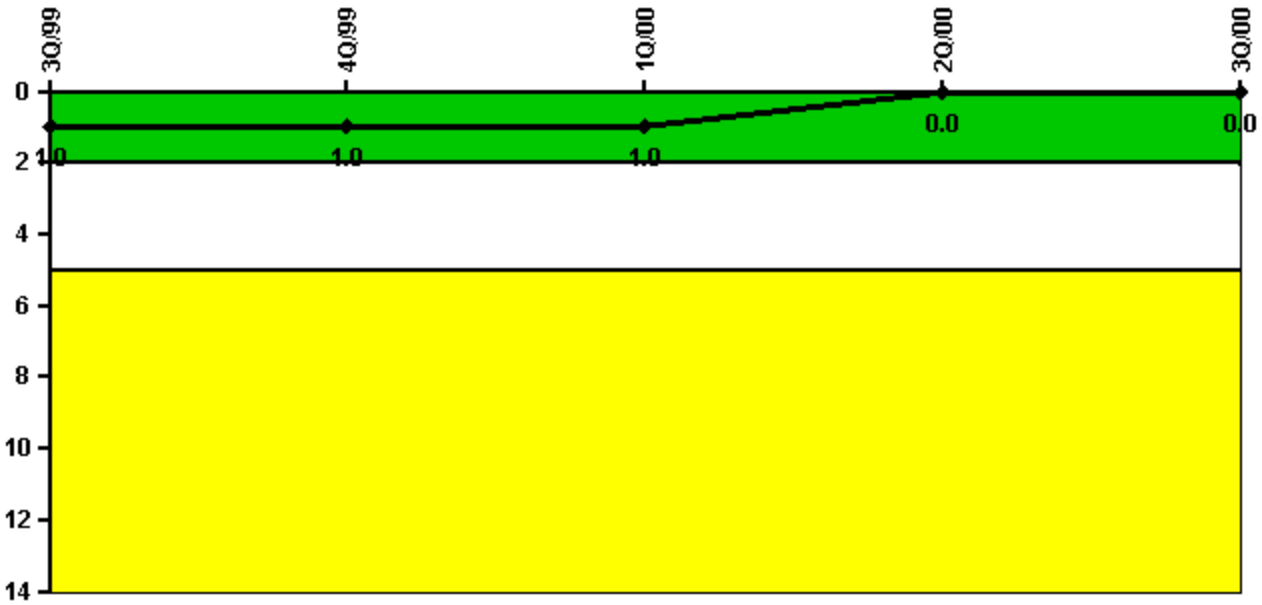
Thresholds: White < 94.0% Yellow < 90.0%

#### Notes

Alert & Notification System	3Q/99	4Q/99	1Q/00	2Q/00	3Q/00
Successful siren-tests	1067	1217	920	1225	914
Total sirens-tests	1078	1232	924	1232	924
Indicator value	99.4%	99.1%	99.1%	99.2%	99.2%

Licensee Comments: none

### Occupational Exposure Control Effectiveness



Thresholds: White > 2.0 Yellow > 5.0

#### Notes

Occupational Exposure Control Effectiveness	3Q/99	4Q/99	1Q/00	2Q/00	3Q/00
High radiation area occurrences	0	0	0	0	0
Very high radiation area occurrences	0	0	0	0	0
Unintended exposure occurrences	0	0	0	0	0
<b>Indicator value</b>	<b>1</b>	<b>1</b>	<b>1</b>	<b>0</b>	<b>0</b>

Licensee Comments: none

### RETS/ODCM Radiological Effluent



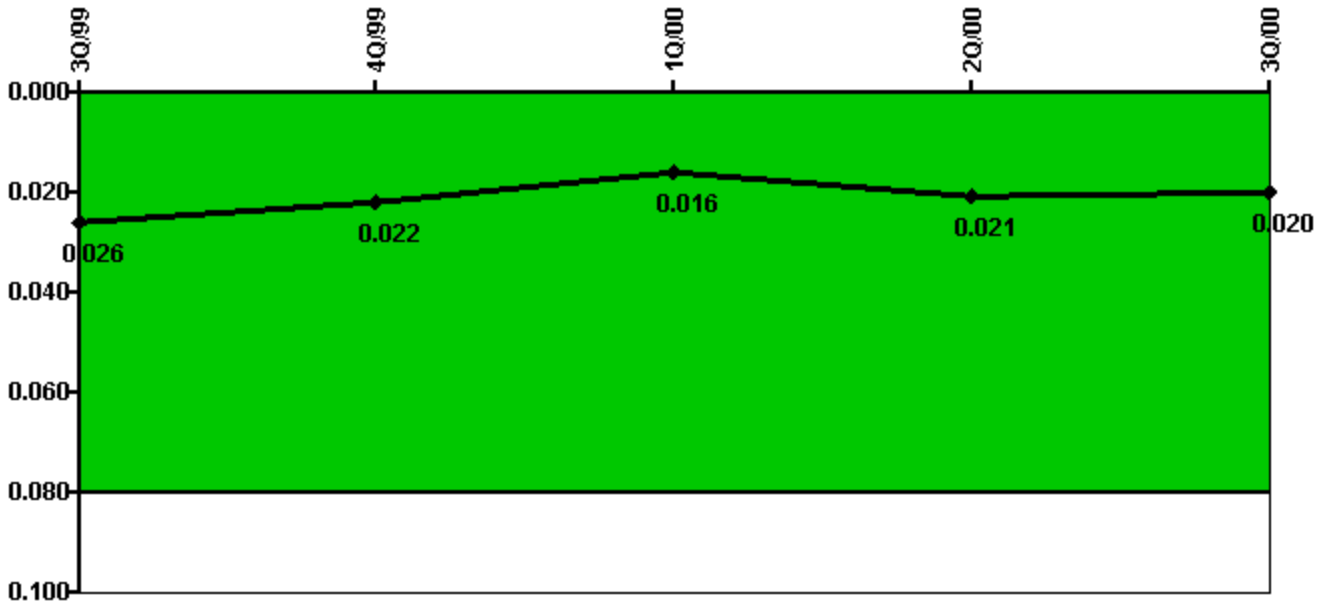
Thresholds: White > 1.0 Yellow > 3.0

#### Notes

RETS/ODCM Radiological Effluent	3Q/99	4Q/99	1Q/00	2Q/00	3Q/00
RETS/ODCM occurrences	0	0	0	0	0
Indicator value	0	0	0	0	0

Licensee Comments: none

### Protected Area Security Performance Index



Thresholds: White > 0.080

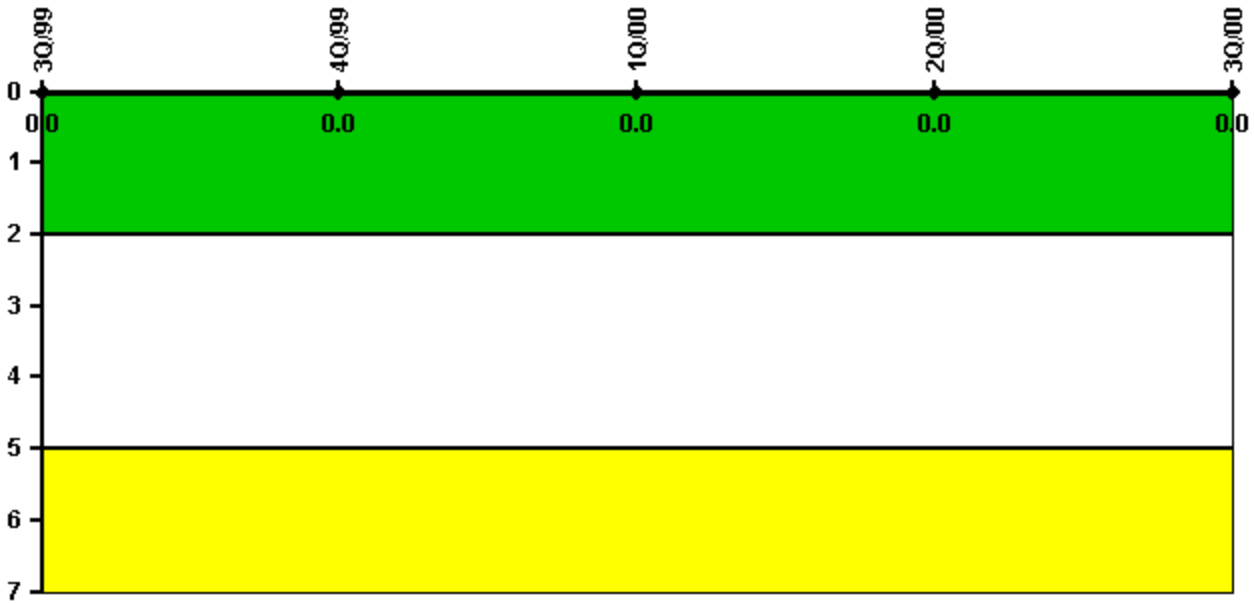
#### Notes

Protected Area Security Performance Index	3Q/99	4Q/99	1Q/00	2Q/00	3Q/00
IDS compensatory hours	93.37	10.25	0	90.82	41.35
CCTV compensatory hours	0	56.5	135.7	0.6	26.7
IDS normalization factor	1.00	1.00	1.00	1.00	1.00
CCTV normalization factor	1.1	1.1	1.1	1.1	1.1
<b>Index Value</b>	<b>0.026</b>	<b>0.022</b>	<b>0.016</b>	<b>0.021</b>	<b>0.020</b>

Licensee Comments: none



### Personnel Screening Program



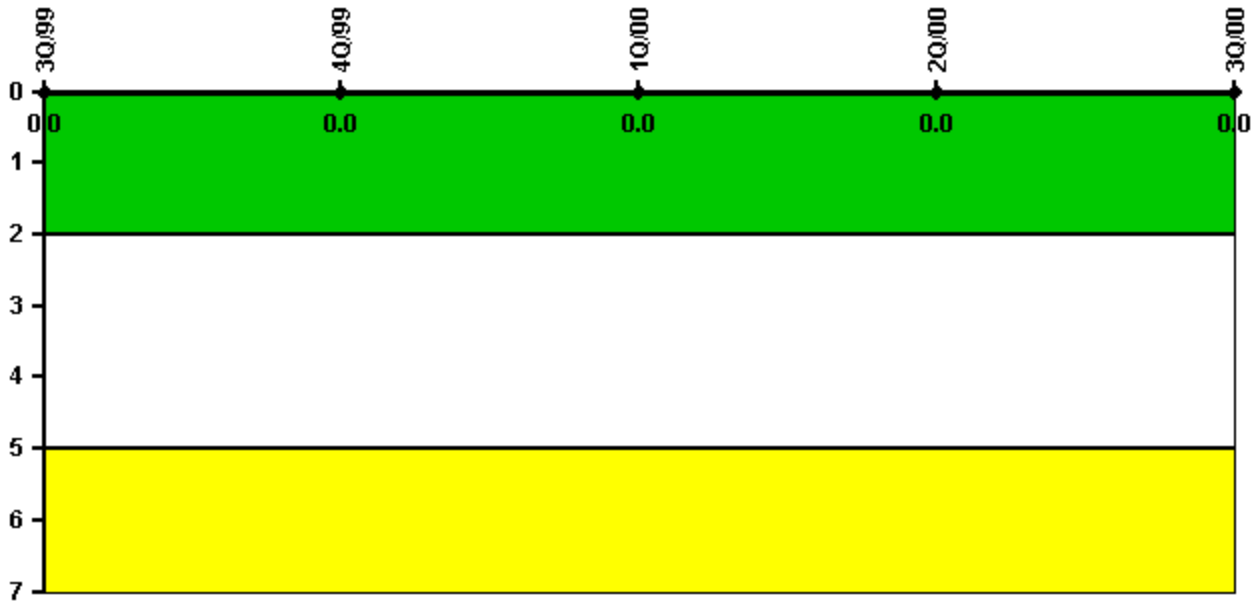
Thresholds: White > 2.0 Yellow > 5.0

#### Notes

Personnel Screening Program	3Q/99	4Q/99	1Q/00	2Q/00	3Q/00
Program failures	0	0	0	0	0
Indicator value	0	0	0	0	0

Licensee Comments: none

### FFD/Personnel Reliability



Thresholds: White > 2.0 Yellow > 5.0

#### Notes

FFD/Personnel Reliability	3Q/99	4Q/99	1Q/00	2Q/00	3Q/00
Program Failures	0	0	0	0	0
Indicator value	0	0	0	0	0

Licensee Comments: none

▲ [PI Summary](#) | [Inspection Findings Summary](#) | [Reactor Oversight Process](#)

Last Modified: March 29, 2002