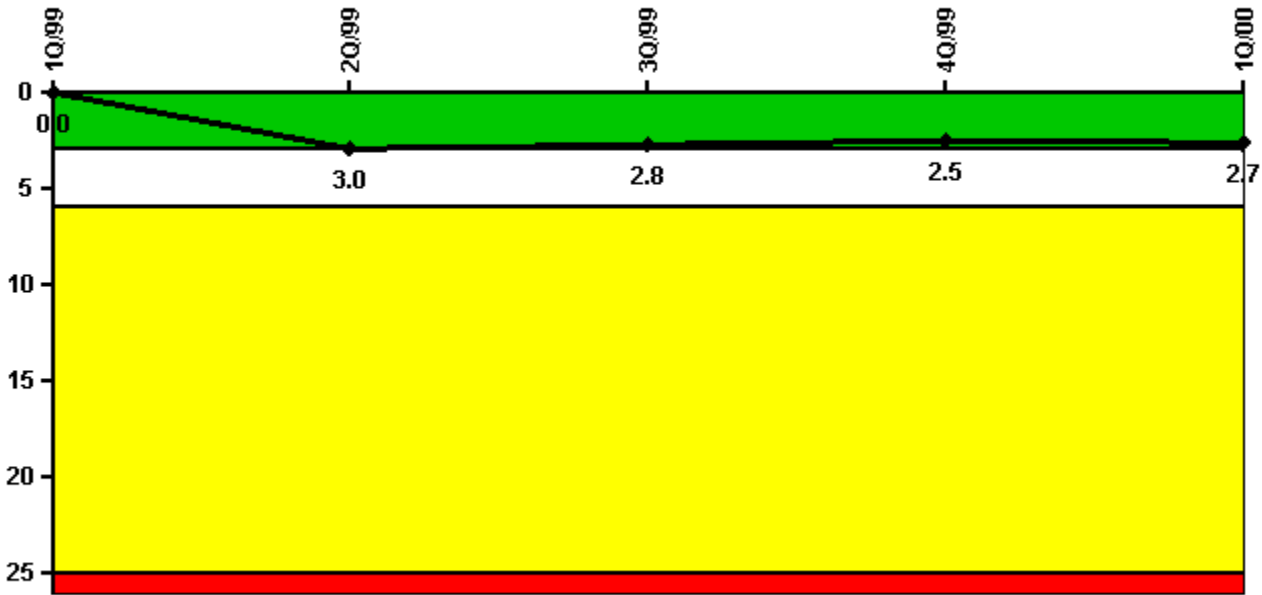


Hatch 2

1Q/2000 Performance Indicators

Licensee's General Comments: none

Unplanned Scrams per 7000 Critical Hrs



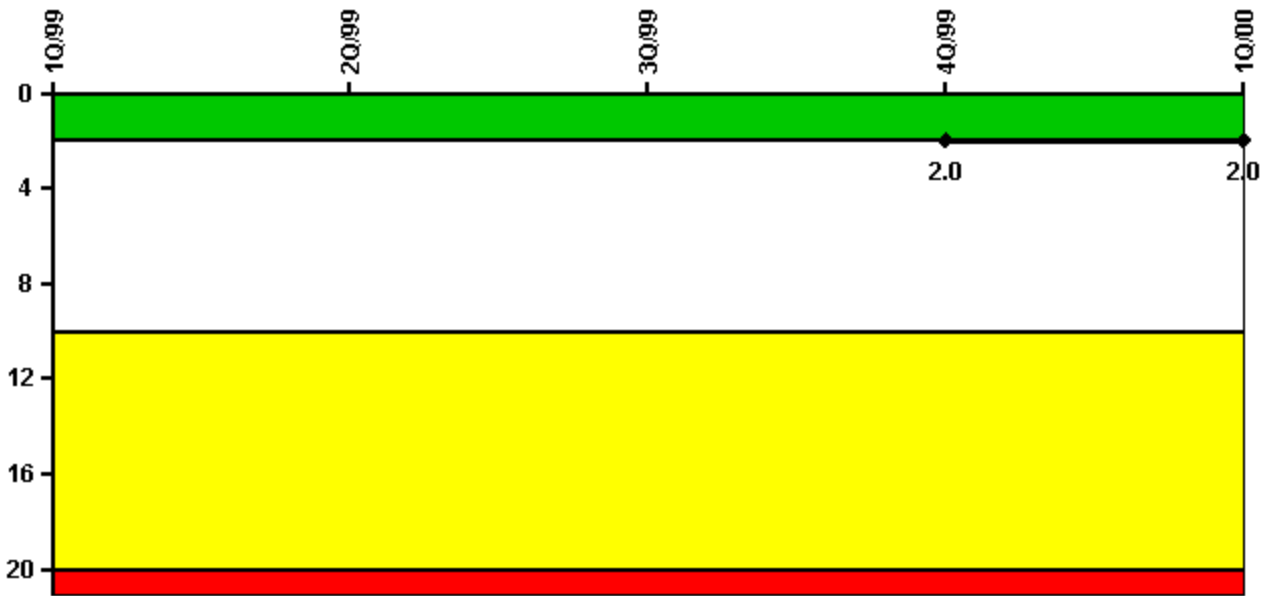
Thresholds: White > 3.0 Yellow > 6.0 Red > 25.0

Notes

Unplanned Scrams per 7000 Critical Hrs	1Q/99	2Q/99	3Q/99	4Q/99	1Q/00
Unplanned scrams	0	3.0	0	0	0
Critical hours	2052.2	1878.8	2208.0	2209.0	1512.1
Indicator value	0	3.0	2.8	2.5	2.7

Licensee Comments: none

Scrams with Loss of Normal Heat Removal



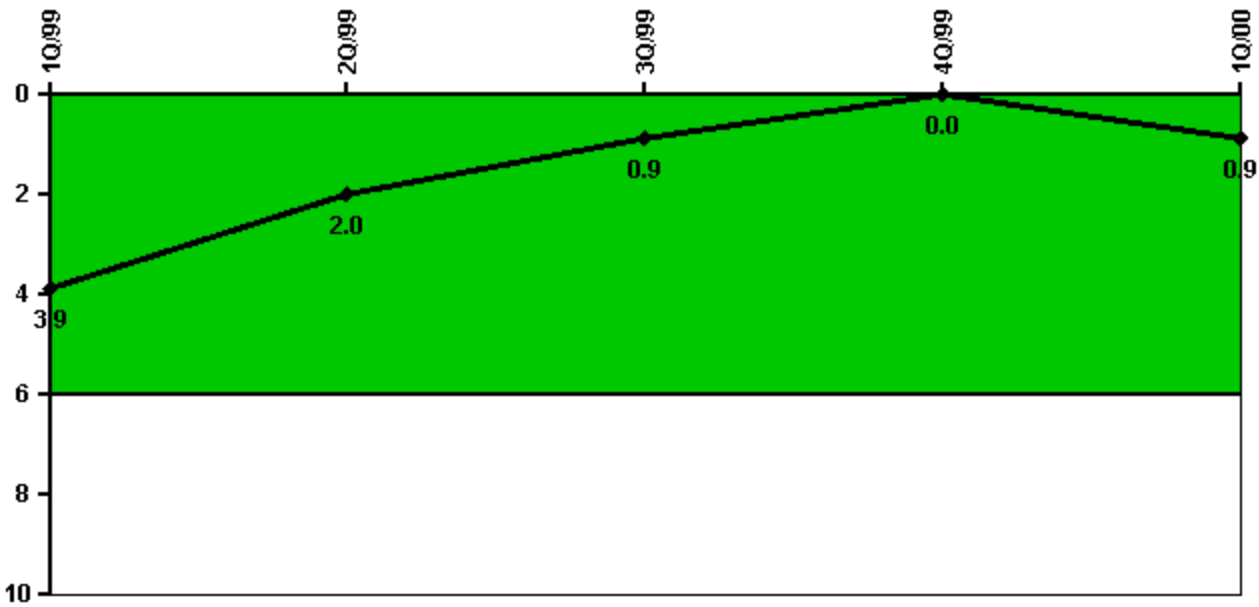
Thresholds: White > 2.0 Yellow > 10.0 Red > 20.0

Notes

Scrams with Loss of Normal Heat Removal	1Q/99	2Q/99	3Q/99	4Q/99	1Q/00
Scrams	0	1.0	0	0	0
Indicator value				2.0	2.0

Licensee Comments: none

Unplanned Power Changes per 7000 Critical Hrs



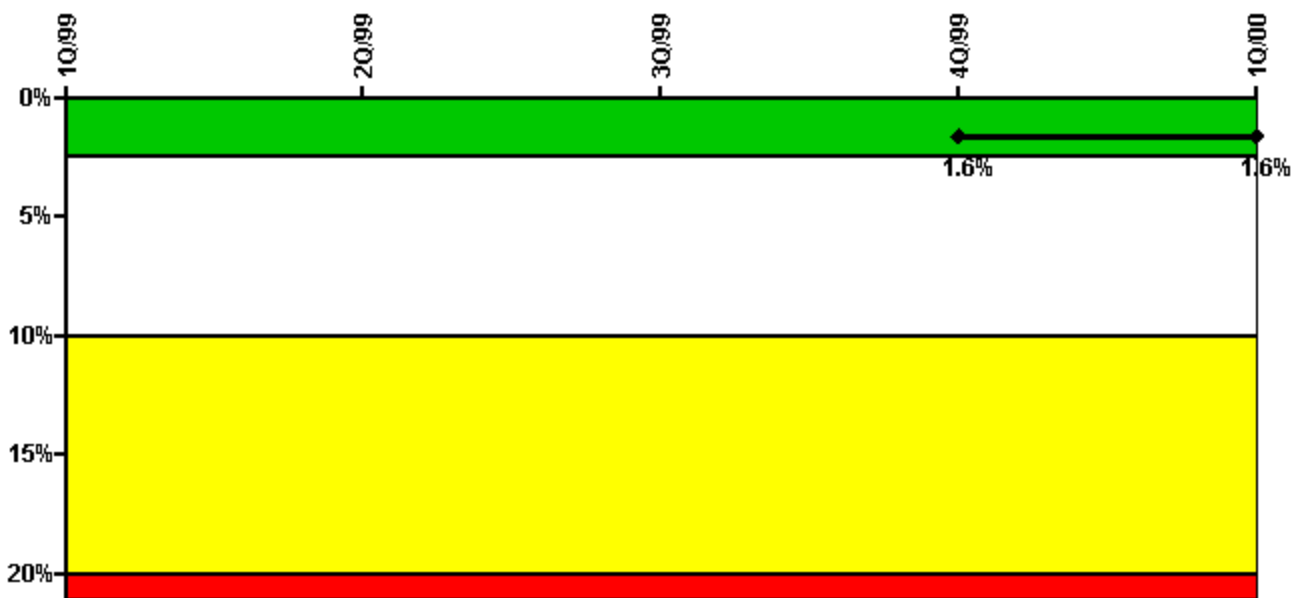
Thresholds: White > 6.0

Notes

Unplanned Power Changes per 7000 Critical Hrs	1Q/99	2Q/99	3Q/99	4Q/99	1Q/00
Unplanned power changes	0	0	0	0	1.0
Critical hours	2052.2	1878.8	2208.0	2209.0	1512.1
Indicator value	3.9	2.0	0.9	0	0.9

Licensee Comments: none

Safety System Unavailability, Emergency AC Power, >2EDG



Thresholds: White > 2.5% Yellow > 10.0% Red > 20.0%

Notes

Safety System Unavailability, Emergency AC Power, >2EDG	1Q/99	2Q/99	3Q/99	4Q/99	1Q/00
Train 1					
Planned unavailable hours	14.92	0.60	0	0	0
Unplanned unavailable hours	0	0	2.98	0	0
Fault exposure hours	0	0	0	0	0
Effective Reset hours	0	0	0	0	0
Required hours	2160.00	2183.00	2208.00	2209.00	2184.00
Train 2					
Planned unavailable hours	1.10	0	0	0	0
Unplanned unavailable hours	0	0	0	0	0
Fault exposure hours	9.50	0	0	0	0
Effective Reset hours	0	0	0	0	0
Required hours	2160.00	2183.00	2208.00	2209.00	2184.00
Train 3					
Planned unavailable hours	0	90.72	0	0	5.90
Unplanned unavailable hours	0	0	0	0	0
Fault exposure hours	0	0	0	0	0
Effective Reset hours	0	0	0	0	0
Required hours	2160.00	2183.00	2208.00	2209.00	2184.00
Indicator value				1.6%	1.6%

Licensee Comments: none

Safety System Unavailability, High Pressure Injection System (HPCI)



Thresholds: **White** > 4.0% **Yellow** > 12.0% **Red** > 50.0%

Notes

Safety System Unavailability, High Pressure Injection System (HPCI)	1Q/99	2Q/99	3Q/99	4Q/99	1Q/00
Train 1					
Planned unavailable hours	2.75	0	0	0	27.97
Unplanned unavailable hours	0	0	0	0	69.07
Fault exposure hours	0	0	0	0	0
Effective Reset hours	0	0	0	0	0
Required hours	2052.20	1878.77	2208.00	2209.00	1512.12
Indicator value				1.2%	1.4%

Licensee Comments: none

Safety System Unavailability, Heat Removal System (RCIC)



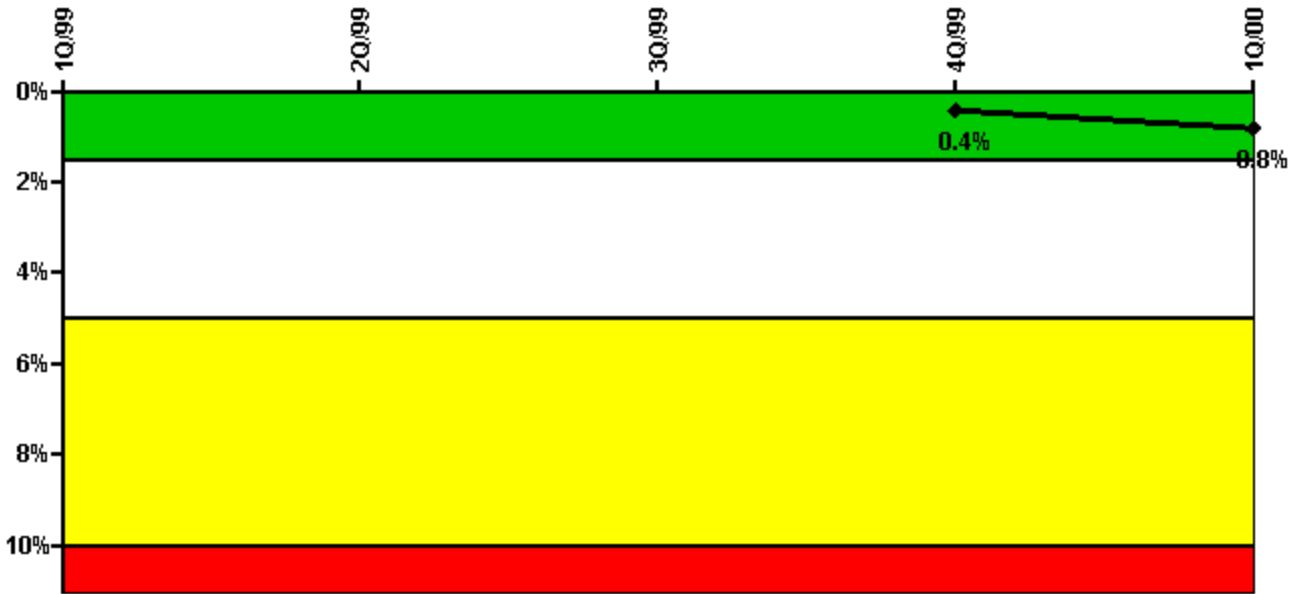
Thresholds: White > 4.0% Yellow > 12.0% Red > 50.0%

Notes

Safety System Unavailability, Heat Removal System (RCIC)	1Q/99	2Q/99	3Q/99	4Q/99	1Q/00
Train 1					
Planned unavailable hours	14.02	10.52	55.01	0	0.17
Unplanned unavailable hours	0	0	0	0	0
Fault exposure hours	0	0	0	0	0
Effective Reset hours	0	0	0	0	0
Required hours	2052.20	1878.77	2208.00	2209.00	1512.12
Indicator value				0.5%	0.5%

Licensee Comments: none

Safety System Unavailability, Residual Heat Removal System



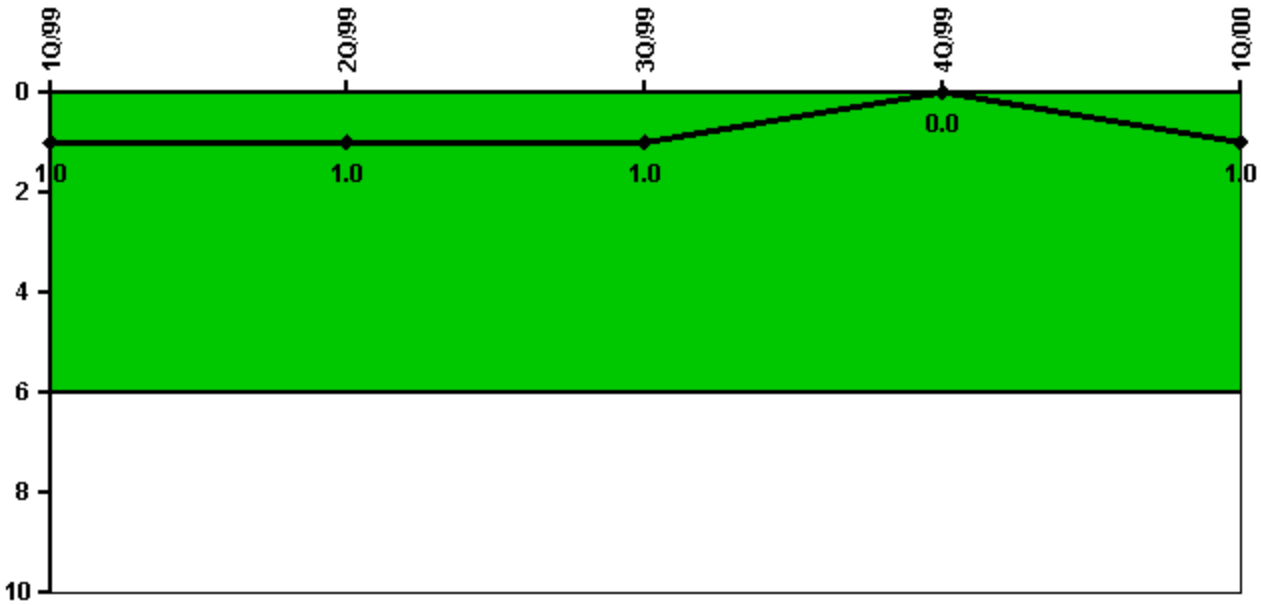
Thresholds: White > 1.5% Yellow > 5.0% Red > 10.0%

Notes

Safety System Unavailability, Residual Heat Removal System	1Q/99	2Q/99	3Q/99	4Q/99	1Q/00
Train 1					
Planned unavailable hours	0	0	0	0	17.00
Unplanned unavailable hours	0	0	0	0	0.45
Fault exposure hours	0	0	0	0	1.37
Effective Reset hours	0	0	0	0	0
Required hours	2160.00	2183.00	2208.00	2209.00	2184.00
Train 2					
Planned unavailable hours	0	0	0	12.58	154.25
Unplanned unavailable hours	0	12.45	0	0	0
Fault exposure hours	0	0	0	0	0
Effective Reset hours	0	0	0	0	0
Required hours	2160.00	2183.00	2208.00	2209.00	2184.00
Indicator value				0.4%	0.8%

Licensee Comments: none

Safety System Functional Failures (BWR)



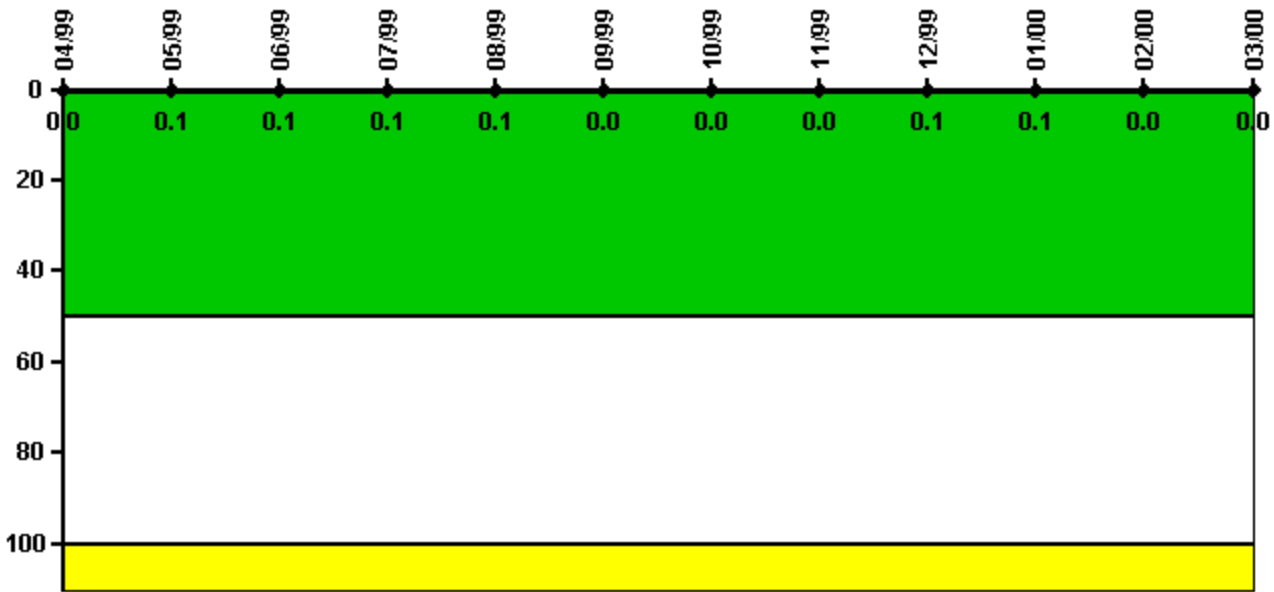
Thresholds: White > 6.0

Notes

Safety System Functional Failures (BWR)	1Q/99	2Q/99	3Q/99	4Q/99	1Q/00
Safety System Functional Failures	0	0	0	0	1
Indicator value	1	1	1	0	1

Licensee Comments: none

Reactor Coolant System Activity



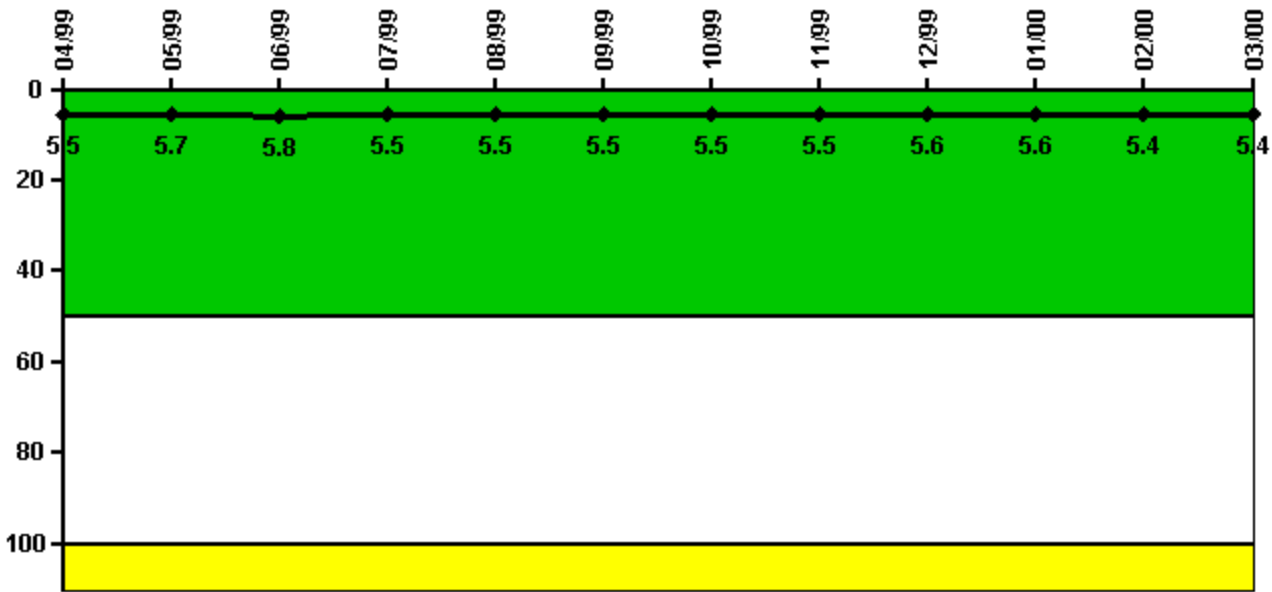
Thresholds: White > 50.0 Yellow > 100.0

Notes

Reactor Coolant System Activity	4/99	5/99	6/99	7/99	8/99	9/99	10/99	11/99	12/99	1/00	2/00	3/00
Maximum activity	0.000090	0.000100	0.000130	0.000110	0.000100	0.000090	0.000090	0.000090	0.000100	0.000120	0.000090	0.000060
Technical specification limit	0.2	0.2	0.2	0.2	0.2	0.2	0.2	0.2	0.2	0.2	0.2	0.2
Indicator value	0	0.1	0.1	0.1	0.1	0	0	0	0.1	0.1	0	0

Licensee Comments: none

Reactor Coolant System Leakage



Thresholds: White > 50.0 Yellow > 100.0


Notes

Reactor Coolant System Leakage	4/99	5/99	6/99	7/99	8/99	9/99	10/99	11/99	12/99	1/00	2/00	3/00
Maximum leakage	1.650	1.720	1.730	1.650	1.650	1.660	1.650	1.650	1.680	1.670	1.610	1.620
Technical specification limit	30.0	30.0	30.0	30.0	30.0	30.0	30.0	30.0	30.0	30.0	30.0	30.0
Indicator value	5.5	5.7	5.8	5.5	5.5	5.5	5.5	5.5	5.6	5.6	5.4	5.4

Licensee Comments:

12/98: Identified leakage for 10/1998 was N/A due to unit outage.

Drill/Exercise Performance




Thresholds: White < 90.0% Yellow < 70.0%

Notes

Drill/Exercise Performance	1Q/99	2Q/99	3Q/99	4Q/99	1Q/00
Successful opportunities	0	0	34.0	14.0	2.0
Total opportunities	0	0	34.0	14.0	2.0
Indicator value				97.6%	97.6%

Licensee Comments: none

ERO Drill Participation



Thresholds: White < 80.0% Yellow < 60.0%

Notes

ERO Drill Participation	1Q/99	2Q/99	3Q/99	4Q/99	1Q/00
Participating Key personnel				94.0	99.0
Total Key personnel				115.0	113.0
Indicator value				81.7%	87.6%

Licensee Comments: none

Alert & Notification System

**Not applicable due to
unique design
characteristics.
Performance in this area
will be assessed through
focused NRC inspection
efforts.**

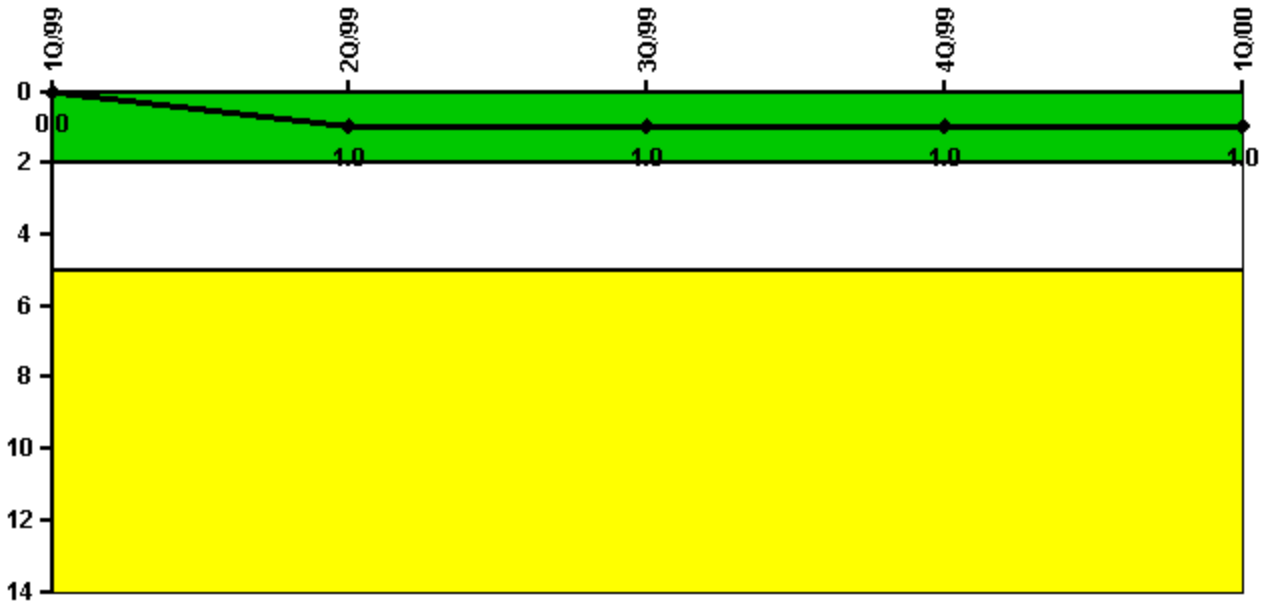
Notes

Alert & Notification System	1Q/99	2Q/99	3Q/99	4Q/99	1Q/00
Successful siren-tests					
Total sirens-tests					
Indicator value					

Licensee Comments:

1Q/00: Plant Hatch does not use sirens as an emergency notification system.

Occupational Exposure Control Effectiveness



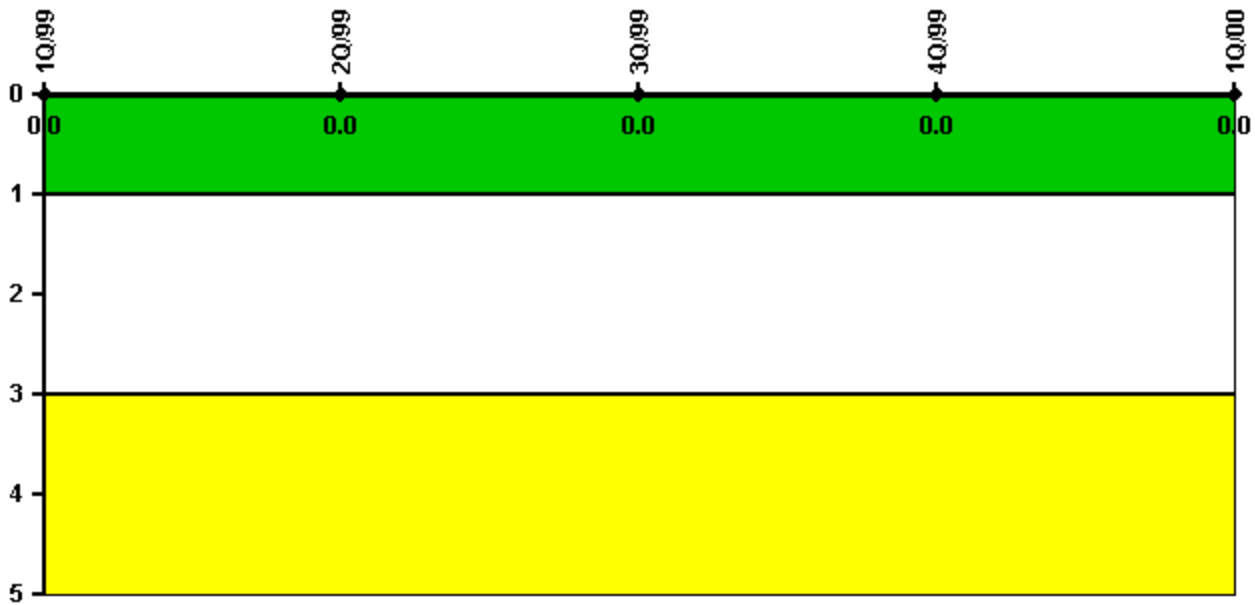
Thresholds: White > 2.0 Yellow > 5.0

Notes

Occupational Exposure Control Effectiveness	1Q/99	2Q/99	3Q/99	4Q/99	1Q/00
High radiation area occurrences	0	1	0	0	0
Very high radiation area occurrences	0	0	0	0	0
Unintended exposure occurrences	0	0	0	0	0
Indicator value	0	1	1	1	1

Licensee Comments: none

RETS/ODCM Radiological Effluent



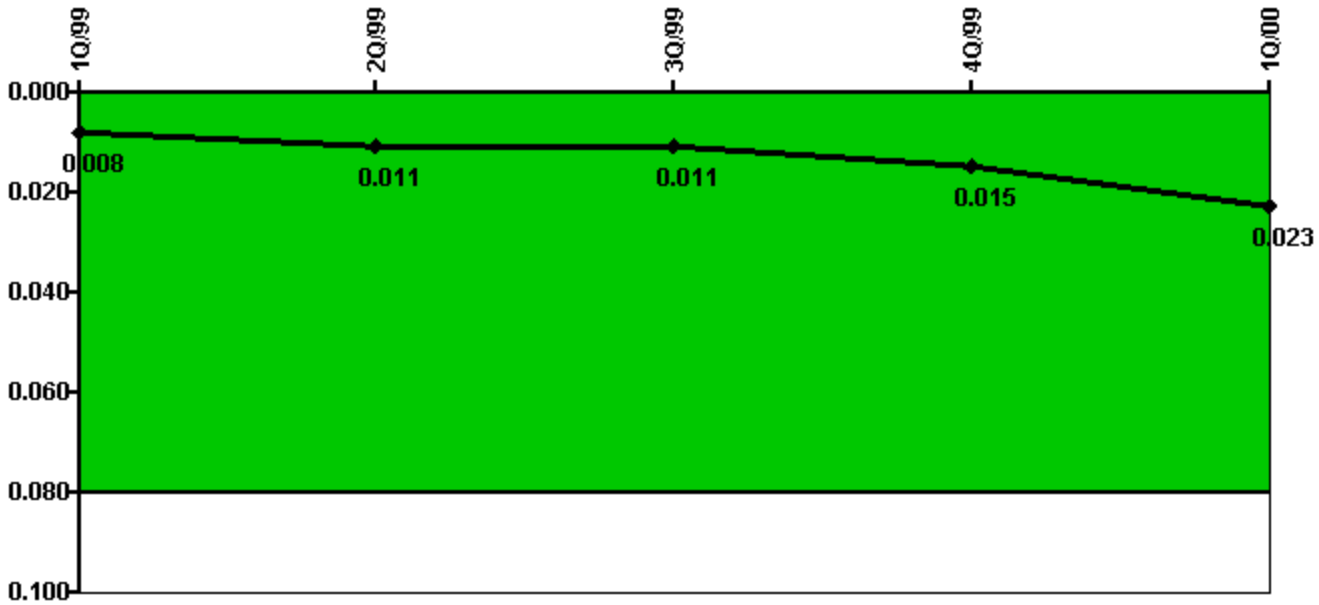
Thresholds: White > 1.0 Yellow > 3.0

Notes

RETS/ODCM Radiological Effluent	1Q/99	2Q/99	3Q/99	4Q/99	1Q/00
RETS/ODCM occurrences	0	0	0	0	0
Indicator value	0	0	0	0	0

Licensee Comments: none

Protected Area Security Performance Index



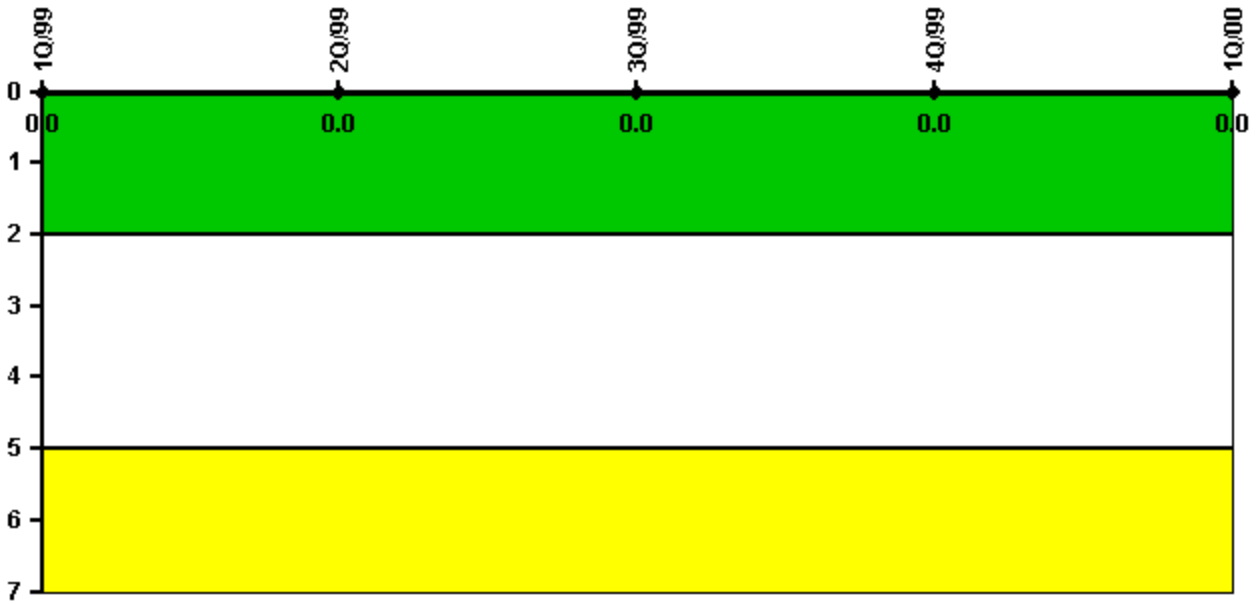
Thresholds: White > 0.080

Notes

Protected Area Security Performance Index	1Q/99	2Q/99	3Q/99	4Q/99	1Q/00
IDS compensatory hours	8.50	49.50	124.59	82.91	64.10
CCTV compensatory hours	0	18.2	1.8	0	95.7
IDS normalization factor	1.10	1.10	1.10	1.10	1.10
CCTV normalization factor	1.1	1.1	1.1	1.1	1.1
Index Value	0.008	0.011	0.011	0.015	0.023

Licensee Comments: none

Personnel Screening Program



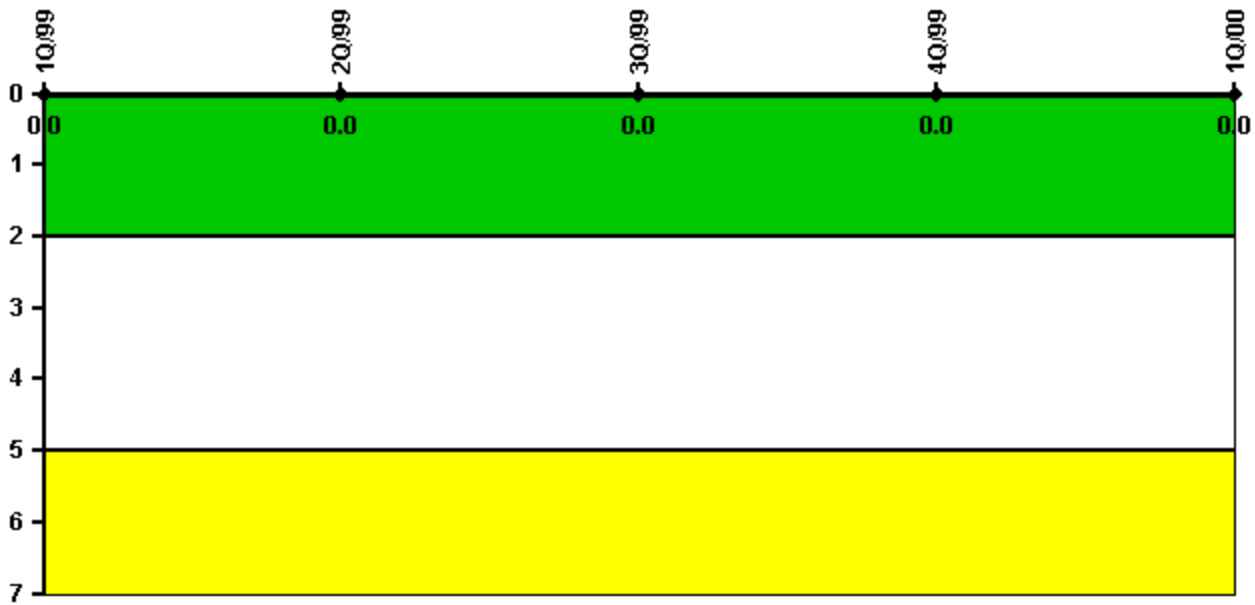
Thresholds: White > 2.0 Yellow > 5.0

Notes

Personnel Screening Program	1Q/99	2Q/99	3Q/99	4Q/99	1Q/00
Program failures	0	0	0	0	0
Indicator value	0	0	0	0	0

Licensee Comments: none

FFD/Personnel Reliability



Thresholds: White > 2.0 Yellow > 5.0

Notes

FFD/Personnel Reliability	1Q/99	2Q/99	3Q/99	4Q/99	1Q/00
Program Failures	0	0	0	0	0
Indicator value	0	0	0	0	0

Licensee Comments: none

[▲ PI Summary](#) | [Inspection Findings Summary](#) | [Reactor Oversight Process](#)

Last Modified: April 1, 2002