

SECTION 5
STATEWIDE
REGULATORY OFFENSES
TRAFFIC CRIME, FISH & GAME, and MARINE VIOLATIONS

This page is intentionally blank.

STATEWIDE TRAFFIC CRIME, FISH & GAME and MARINE VIOLATIONS

CLASSIFICATION	2006 OFFENSES	PERSONS ARRESTED				
		ADULT	JUVENILE	TOTAL	MALE	FEMALE
TRAFFIC CRIME						
Hit & Run-Misdemeanor	6,410	1,520	98	1,618	1,238	380
Hit & Run-Felony	440	130	8	138	101	37
Reckless Driving	5,160	1,347	111	1,458	1,253	205
Eluding	1,686	477	25	502	464	38
Drive/W Suspend-Misdemeanor	11,204	8,391	52	8,443	6,970	1,473
Drive/W Suspend-Felony	531	408	2	410	347	63
Fail to Display Drive License	3,953	2,594	137	2,731	2,153	578
TRAFFIC CRIME TOTAL	29,384	14,867	433	15,300	12,526	2,774
FISH and GAME						
Sport Fishing	3,163	3,045	116	3,161	2,845	316
Commercial Fishing	145	145	1	146	146	0
Personal Use	318	223	4	227	196	31
Game	1,310	1,231	60	1,291	1,107	184
FISH and GAME TOTAL	4,936	4,644	181	4,825	4,294	531
MARINE VIOLATIONS						
License Violation	106	103	2	105	96	9
Insuff Life Preserve	232	205	11	216	171	45
Muffling	3	1	0	1	1	0
Other Equip. Violation	4	1	0	1	1	0
Operate Without Lights	8	8	0	8	8	0
Reckless Operation	21	5	0	5	5	0
Speeding	38	32	1	33	30	3
Operate While Intoxicated	42	29	0	29	29	0
Other	148	84	3	87	80	7
MARINE TOTAL	602	468	17	485	421	64

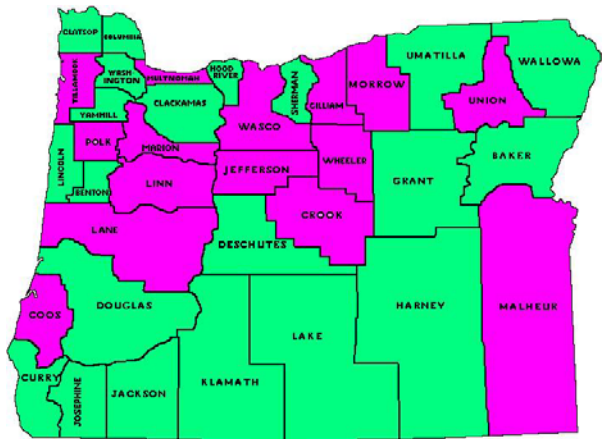
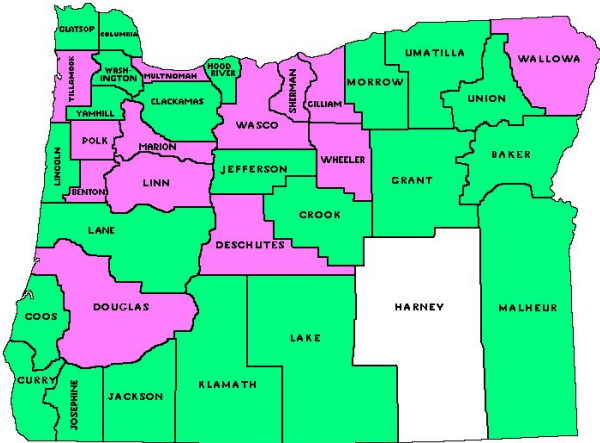
OREGON COUNTY MAP

Regulatory Offenses, 2006

Increase

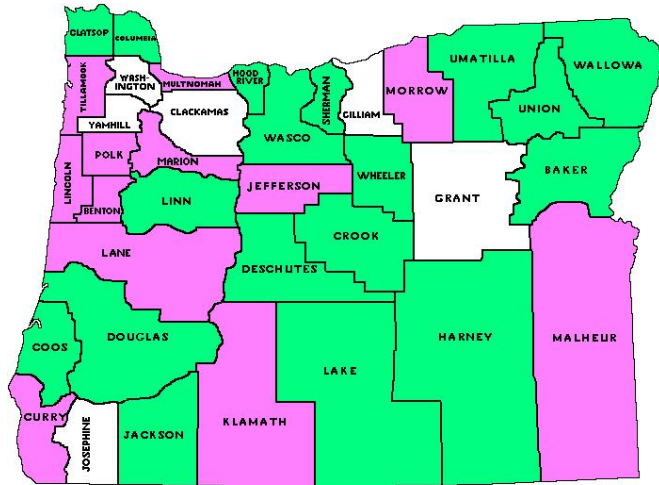
Decrease

No Change



Traffic Offenses

Fish & Game Offense



Marine Offenses

TRAFFIC CRIME OFFENSES by COUNTY, 2006

COUNTY	2006 TOTAL	Hit & Run Misd.	Hit & Run Felony	Reckless Driving	Eluding	Drive w/ Susp-Misd.	Drive w/ Susp-Felony	Failure to Disply Lic.
BAKER	42	8		14	3	6		11
BENTON	674	285	14	100	27	196	4	48
CLACKAMAS	1,811	306	39	344	220	684	4	214
CLATSOP	325	33	1	77	18	81	2	113
COLUMBIA	528	23	1	68	23	402	2	9
COOS	229	27	5	41	22	102	3	29
CROOK	119	8	2	16	13	72	4	4
CURRY	72	7		13	6	34	2	10
DESCHUTES	1,263	578	18	171	77	328	20	71
DOUGLAS	1,013	388	17	116	71	346	6	69
GILLIAM	30	3		8	2	9		8
GRANT	13	1		3	1	8		
HARNEY	25	5		11		7	2	
HOOD RIVER	111	14		33	12	37	3	12
JACKSON	2,887	371	20	212	79	1762	16	427
JEFFERSON	97	7	1	15	10	53	6	5
JOSEPHINE	149	8	4	32	13	83	3	6
KLAMATH	284	50	2	51	33	131	5	12
LAKE	10	2		3		5		
LANE	2,256	314	18	492	31	595	29	777
LINCOLN	611	262	12	99	36	167	2	33
LINN	704	150	14	121	71	277	6	65
MALHEUR	95	16	1	13	12	40	1	12
MARION	3,592	1334	83	428	193	454	249	851
MORROW	73	22		7	5	28	1	10
MULTNOMAH	6,579	730	75	1745	379	3166	52	432
POLK	872	277	17	106	44	164	26	238
SHERMAN	31	2		2	1	9		17
TILLAMOOK	198	108	6	46	11	5		22
UMATILLA	620	232	14	71	60	163	1	79
UNION	119	23		38	6	40	2	10
WALLOWA	11	1		4	1	3		2
WASCO	255	20	2	44	11	115	33	30
WASHINGTON	2,751	380	41	431	148	1420	39	292
WHEELER	8			3		4		1
YAMHILL	927	415	33	182	47	208	8	34
TOTAL	29,384	6,410	440	5,160	1,686	11,204	531	3,953

FISH & GAME OFFENSES by COUNTY, 2006

COUNTY	2006 TOTAL	Sport Fishing	Commercial Fishing	Personal Use	Game
BAKER	71	48			23
BENTON	14	9			5
CLACKAMAS	280	246	1	1	32
CLATSOP	292	155	43	46	48
COLUMBIA	182	86	2		94
COOS	195	88	51	33	23
CROOK	64	27			37
CURRY	42	30	3	8	1
DESCHUTES	191	116		4	71
DOUGLAS	190	123		13	54
GILLIAM	13	11			2
GRANT	51	6			45
HARNEY	32	4			28
HOOD RIVER	96	82			14
JACKSON	259	161		47	51
JEFFERSON	67	60			7
JOSEPHINE	55	37			18
KLAMATH	93	53			40
LAKE	83	10			73
LANE	517	392	3	4	118
LINCOLN	244	151	29	40	24
LINN	118	96			22
MALHEUR	89	42			47
MARION	180	140			40
MORROW	44	14		5	25
MULTNOMAH	384	363	3		18
POLK	58	22			36
SHERMAN	19	18			1
TILLAMOOK	314	215	4	31	64
UMATILLA	225	86	6	86	47
UNION	71	25			46
WALLOWA	89	27			62
WASCO	152	115			37
WASHINGTON	67	33			34
WHEELER	50	40			10
YAMHILL	45	32			13
TOTAL	4,936	3,163	145	318	1,310

MARINE VIOLATION OFFENSES by COUNTY, 2006

COUNTY	2006 TOTAL	License Violations	Insf. Life Preserver	Muffling	Other Equip Violation w/o Lights	Operate Operation	Reckless Speeding	Operate W/ Intoxicated	Other	
BAKER	2		1				1			
BENTON	1						1			
CLACKAMAS	12	2	2					7	1	
CLATSOP	15	8	6						1	
COLUMBIA	4	1	3							
COOS	6	1	3					2		
CROOK	2							2		
CURRY	2	1					1			
DESCHUTES	69	15	36			3		9	1	
DOUGLAS	9	3	5					1		
GILLIAM										
GRANT										
HARNEY	1		1							
HOOD RIVER	2		2							
JACKSON	243	38	119	3	4	1	2	26	13	
JEFFERSON	3		2						1	
JOSEPHINE	2	1	1							
KLAMATH	11	3	3					1	4	
LAKE	2		2							
LANE	47	11	22			1		2	1	
LINCOLN	7		3			1				
LINN	2		1						1	
MALHEUR	7	3	1						3	
MARION	25	9	3						13	
MORROW	11		4						7	
MULTNOMAH	27	4	1			2	16		4	
POLK	5		1					2	2	
SHERMAN	4								4	
TILLAMOOK	8	2	1					2	3	
UMATILLA	45		4						41	
UNION	2								2	
WALLOWA	1							1		
WASCO	18	1	5					6	6	
WASHINGTON	3	2					1			
WHEELER										
YAMHILL	4	1						3		
TOTAL	602	106	232	3	4	8	21	38	42	148

This page is intentionally blank.