

SECTION 4
STATEWIDE
BEHAVIORAL CRIMES
OFFENSE and ARREST PROFILE

This page is intentionally blank.

OREGON CRIME CLOCK

1 Behavioral Crime every 3.1 minutes

1 Weapon Law Violation
every 2.5 hours

1 Prostitution Violation
every 12.8 hours

1 Crime Against Family
every 3.6 hours

1 Disorderly Conduct
every 25.9 minutes

1 Drug Law Violation
every 20.1 minutes

1 DUII Violation
every 20.8 minutes


1 Runaway Juvenile
every 50.0 minutes

1 Gambling Violation
every 2.3 weeks

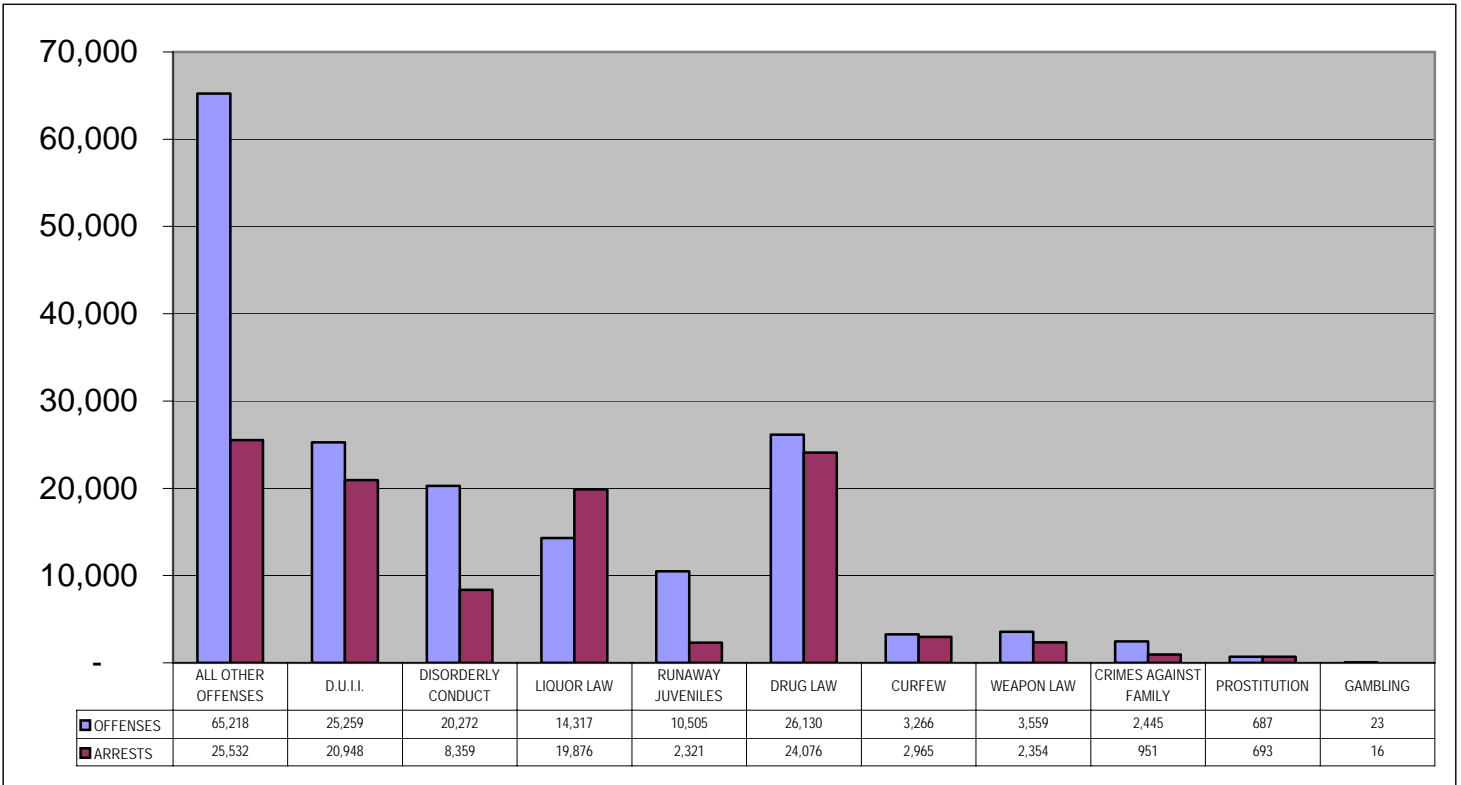
1 Liquor Law Violation
every 36.7 minutes

1 Curfew Violation
every 2.7 hours

1 All Other (Except Traffic)
every 8.1 minutes



STATEWIDE BEHAVIORAL CRIMES, 2006



STATEWIDE BEHAVIORAL CRIMES, 2006

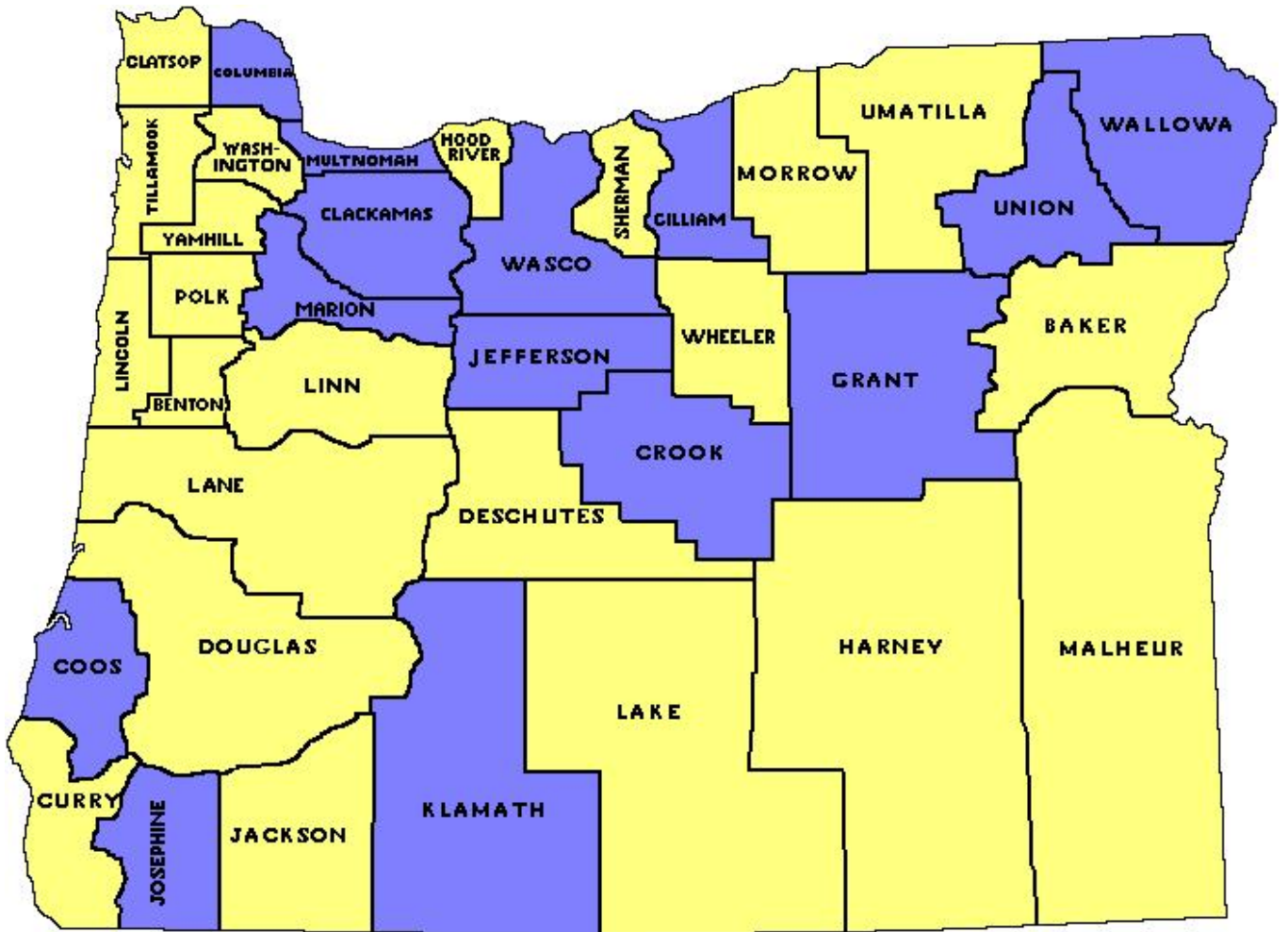
CLASSIFICATION	2006 OFFENSES	PERSONS ARRESTED					PROPERTY	
		ADULT	JUVENILE	TOTAL	MALE	FEMALE	LOSS VALUE	RECOVERED VALUE
WEAPON LAWS								
Possess Illegally	678	392	77	469	431	38		
Carry Concealed	1,125	768	177	945	878	67		
Ex-Con in Possession	1,028	650	5	655	594	61		
Other	728	195	90	285	267	18		
TOTAL	3,559	2,005	349	2,354	2,170	184	NOT APPLICABLE	
PROSTITUTION								
Engage In	486	528	11	539	333	206		
Promote	29	29	1	30	23	7		
Compel	26	13	0	13	11	2		
Other	146	105	6	111	40	71		
TOTAL	687	675	18	693	407	286	NOT APPLICABLE	
DRUG LAWS								
Narcotics	5,139	4,812	281	5,093	3,766	1,327		
Marijuana	11,088	8,934	2,004	10,938	8,868	2,070		
Synthetic Narcotics	912	700	27	727	521	206		
Other Dangerous Drugs	8,991	7,139	179	7,318	5,100	2,218		
TOTAL	26,130	21,585	2,491	24,076	18,255	5,821	NOT APPLICABLE	
GAMBLING								
Bookmaking	2	0	0	0	0	0		
Numbers & Lottery	0	0	0	0	0	0		
Illegal Games	9	0	0	0	0	0		
Illegal Devices	3	2	0	2	2	0		
Illegal Payoff	0	0	0	0	0	0		
Other	9	11	3	14	12	2		
TOTAL	23	13	3	16	14	2	NOT APPLICABLE	
OFFENSES AGAINST FAMILY								
Child Abandonment	25	9	0	9	4	5		
Child Neglect	1,130	541	5	546	184	362		
Non-Support	32	12	0	12	8	4		
Custodial Interference	293	37	3	40	24	16		
Other	965	334	10	344	157	187		
TOTAL	2,445	933	18	951	377	574	NOT APPLICABLE	
D. U. I. I.								
Under .08	1,656	1,505	44	1,549	1,238	311		
.08 thru .14 Alcohol	6,440	5,837	78	5,915	4,747	1,168		
.15 thru .19 Alcohol	5,823	5,275	45	5,320	4,097	1,223		
.20 or Above Alcohol	3,623	3,329	9	3,338	2,563	775		
BA Refused	2,918	2,502	8	2,510	2,049	461		
BA Not Given	489	410	10	420	305	115		
Of Drugs	1,039	772	18	790	560	230		
Undetermined	3,271	1,090	16	1,106	882	224		
TOTAL	25,259	20,720	228	20,948	16,441	4,507	NOT APPLICABLE	
LIQUOR LAWS								
Minor in Possession	7,810	8,296	5,059	13,355	9,125	4,230		
Illegal Make, Possess, Sell	11	11	1	12	9	3		
Illegal Establishment Operate	147	173	0	173	145	28		
Drinking in Public	4,039	4,754	4	4,758	4,104	654		
Furnishing	1,693	1,186	86	1,272	861	411		
Importing	3	2	0	2	2	0		
License Violation	193	73	0	73	39	34		
Minor on Premise	50	26	6	32	20	12		
Other	371	190	9	199	136	63		
TOTAL	14,317	14,711	5,165	19,876	14,441	5,435	NOT APPLICABLE	
DISORDERLY CONDUCT								
	20,272	6,681	1,678	8,359	6,628	1,731		
ALL OTHER								
Trespass	17,333	6,862	1,234	8,096	6,628	1,468		
Escape your Custody	481	120	14	134	111	23		
Blackmail/Extortion	65	8	1	9	7	2		
Bomb Threat	89	4	5	9	6	3		
Other Criminal Threat	9,640	1,951	416	2,367	1,868	499		
Shoot in Prohib. Area	184	24	18	42	41	1		
Animal Ordinances	7,290	1,643	26	1,669	864	805		
Garbage/Littering	2,148	908	107	1,015	834	181		
Other	27,988	9,384	2,807	12,191	9,225	2,966		
TOTAL	65,218	20,904	4,628	25,532	19,584	5,948	NOT APPLICABLE	
CURFEW								
	3,266		2,965	2,965	1,983	982		
RUNAWAY								
Male Juvenile	4,603		1,020	1,020	1,020	0		
Female Juvenile	5,902		1,301	1,301	0	1,301		
TOTAL	10,505		2,321	2,321	1,020	1,301	NOT APPLICABLE	
BEHAVIORAL CRIME								
TOTAL	171,681	88,227	19,864	108,091	81,320	26,771	0	0

OREGON COUNTY MAP

Behavioral Crimes, 2006

INCREASE

DECREASE



COUNTY FIVE YEAR PROFILE OF BEHAVIORAL CRIMES

	2002	2003	2004	2005	2006
BAKER	682	748	576	665	1,015
BENTON	4,027	4,457	5,398	5,847	5,991
CLACKAMAS	9,372	8,948	8,631	8,376	8,329
CLATSOP	3,618	3,821	3,904	3,771	3,804
COLUMBIA	2,789	2,708	2,802	2,148	1,852
COOS	4,629	4,646	4,387	4,917	4,106
CROOK	1,411	2,243	2,082	1,758	1,614
CURRY	765	552	794	680	690
DESCHUTES	5,936	5,158	5,753	6,436	6,603
DOUGLAS	5,854	5,511	5,650	5,755	6,976
GILLIAM	156	136	180	221	155
GRANT	344	308	385	337	320
HARNEY	327	292	336	268	316
HOOD RIVER	780	726	1,187	1,035	1,290
JACKSON	10,879	11,560	10,866	9,173	9,295
JEFFERSON	1,120	1,072	1,084	1,690	1,639
JOSEPHINE	4,100	3,785	3,523	2,794	2,081
KLAMATH	2,484	2,271	2,362	2,474	2,470
LAKE	144	261	331	309	431
LANE	14,908	15,906	16,212	13,985	14,110
LINCOLN	2,523	3,141	2,654	3,313	3,757
LINN	7,292	7,570	7,873	8,068	8,576
MALHEUR	2,639	3,124	2,670	2,622	2,679
MARION	16,532	19,319	17,878	20,777	18,681
MORROW	806	617	542	549	587
MULTNOMAH	25,555	29,019	30,904	31,050	29,821
POLK	4,658	3,760	4,463	4,615	4,631
SHERMAN	87	83	116	79	86
TILLAMOOK	1,258	1,066	1,700	1,652	1,679
UMATILLA	3,561	3,269	3,269	7,681	7,877
UNION	1,107	1,102	1,351	1,238	1,093
WALLOWA	369	362	329	324	220
WASCO	1,532	1,419	1,339	1,230	1,229
WASHINGTON	11,411	11,436	12,349	12,414	12,485
WHEELER	137	90	113	62	87
YAMHILL	4,359	4,599	5,801	4,997	5,106
TOTAL	158,151	165,085	169,794	173,310	171,681

STATEWIDE TEN YEAR OFFENSE, POPULATION and RATE PROFILE

YEAR	POPULATION	BEHAVIORAL CRIMES	RATE PER 10,000 POPULATION
1997	3,217,000	167,779	521.5
1998	3,267,550	163,673	500.9
1999	3,300,800	164,326	497.8
2000	3,436,750	165,178	480.6
2001	3,471,700	162,341	467.6
2002	3,504,700	158,151	451.3
2003	3,541,500	165,085	466.1
2004	3,582,600	169,794	473.9
2005	3,631,440	173,310	477.2
2006	3,690,505	171,681	465.2

Behavioral Crimes by County - 2006

Rates Ranked Highest to lowest

	County	Population	Behavioral Crimes	Rate / 10,000	
1	Umatilla	72,190	7,877	1,091.1	
2	Clatsop	37,045	3,804	1,026.9	
3	Malheur	31,725	2,679	844.4	
4	Lincoln	44,520	3,757	843.9	
5	Gilliam	1,885	155	822.3	
6	Linn	108,250	8,576	792.2	
7	Jefferson	21,410	1,639	765.5	
8	Benton	84,125	5,991	712.2	
9	Polk	66,670	4,631	694.6	
10	Douglas	103,815	6,976	672.0	
11	Crook	24,525	1,614	658.1	
12	Tillamook	25,530	1,679	657.7	
13	Coos	62,905	4,106	652.7	
14	Baker	16,470	1,015	616.3	
15	Marion	306,665	18,681	609.2	
16	Hood River	21,335	1,290	604.6	
17	Lake	7,540	431	571.6	
18	Yamhill	91,675	5,106	557.0	
19	Wheeler	1,565	87	555.9	
20	Wasco	24,070	1,229	510.6	
21	Morrow	12,125	587	484.1	
22	Jackson	198,615	9,295	468.0	
23	Sherman	1,865	86	461.1	
24	Union	25,110	1,093	435.3	
25	Deschutes	152,615	6,603	432.7	
26	Multnomah	701,545	29,821	425.1	
27	Grant	7,630	320	419.4	
28	Lane	339,740	14,110	415.3	
29	Harney	7,670	316	412.0	
30	Columbia	46,965	1,852	394.3	
31	Klamath	65,455	2,470	377.4	
32	Curry	21,365	690	323.0	
33	Wallowa	7,140	220	308.1	
34	Josephine	81,125	2,081	256.5	
35	Washington	500,585	12,485	249.4	
36	Clackamas	367,040	8,329	226.9	
	Statewide	3,690,505	171,681	465.2	

State
Avg.
465.2

STATEWIDE DRUG LAW OFFENSES by TYPE OF DRUG and ACTIVITY - 2006

TOTAL		Possess for Sale	Possess for Use	Furnish	Transpt/ Mfg/ Cultivate	Obtain Unlawful	Tamper w/Record	Other
13	Opium		9	1			3	
1,202	Heroin	336	850	5	7			4
54	Morphine	8	33	2	3		5	3
3,264	Cocaine	854	2,366	11	24		1	8
138	Codeine	8	86	5	7	1	29	2
468	Other Narcotic	52	285	9	11	9	67	35
5,139	NARCOTIC TOTAL	1,258	3,629	33	52	10	105	52
92	Hashish	18	72		2			
1,555	Marij. Over Oz	494	655	38	353	2		13
9,441	Marij. Under Oz	423	8,670	68	80	2		198
11,088	MARIJUANA TOTAL	935	9,397	106	435	4		211
912	SYNTHETIC TOTAL	118	666	24	53	4	35	12
8,991	OTHER DANGEROUS DRUG TOTAL	1,095	6,617	166	208	13	59	833
26,130	DRUG LAW OFFENSE TOTAL	3,406	20,309	329	748	31	199	1,108

STATEWIDE DRUG LAW ARRESTS by TYPE OF DRUG and ACTIVITY - 2006

TOTAL		Possess for Sale	Possess for Use	Furnish	Transpt/ Mfg/ Cultivate	Obtain Unlawful	Tamper w/Record	Other
24	Opium	4	11		5	1	3	
1,165	Heroin	166	993		1	1	1	3
36	Morphine	5	28				3	
3,186	Cocaine	384	2,795	1	4	1	1	
67	Codeine	8	49				8	2
615	Other Narcotic	37	213	5	3	7	24	326
5,093	NARCOTIC TOTAL	604	4,089	6	13	10	40	331
83	Hashish	15	56		2		2	8
1,306	Marij. Over Oz	380	620	6	141			159
9,549	Marij. Under Oz	291	9,037	17	33	4		167
10,938	MARIJUANA TOTAL	686	9,713	23	176	4	2	334
727	SYNTHETIC TOTAL	78	611	4	10	1	17	6
7,318	OTHER DANGEROUS DRUG TOTAL	692	6,306	15	38	13	28	226
24,076	DRUG LAW ARREST TOTAL	2,060	20,719	48	237	28	87	897

DRUG OFFENSES by COUNTY and TYPE - 2006

COUNTY	TOTAL	Other NARCOTIC				Marij MARIJ			SYNTHETIC NARCOTIC	OTHER DANGER DRUGS	
		Heroin	Cocaine	Narcotic	TOTAL	Over Oz	Under Oz	Hashish			TOTAL
BAKER	91			9	9	7	59		66	16	
BENTON	530	8	24	7	39	46	311	2	359	122	
CLACKAMAS	916	18	23	17	58	28	351	4	383	470	
CLATSOP	407	12	6	70	88	17	218	2	237	43	
COLUMBIA	348	4	6	13	23	13	168		181	135	
COOS	247		2	9	11	15	173		188	20	
CROOK	160		5	5	10	23	48		71	13	
CURRY	114			9	9	11	56	1	68	28	
DESCHUTES	1,150	36	105	22	163	61	439	3	503	472	
DOUGLAS	1,427	19	51	11	81	133	809	9	951	394	
GILLIAM	75	2	3	2	7	8	44		52	16	
GRANT	32			4	4	3	23		26	2	
HARNEY	23					4	16		20	3	
HOOD RIVER	184	1	6	27	34	11	90	2	103	43	
JACKSON	2,129	46	126	27	199	148	920	13	1,081	825	
JEFFERSON	145		3	13	16	5	51		56	71	
JOSEPHINE	355	2	1	21	24	11	138	2	151	172	
KLAMATH	358	3	11	12	26	24	63	1	88	239	
LAKE	64		1	11	12	7	35		42	9	
LANE	2,766	173	55	40	268	166	1,294	7	1,467	995	
LINCOLN	482	11	24	6	41	37	211	1	249	185	
LINN	749	12	6	30	48	63	250	1	314	223	
MALHEUR	222		4	6	10	9	74	1	84	117	
MARION	2,598	139	321	90	550	145	666	14	825	1,219	
MORROW	84	4	10	2	16	5	29		34	34	
MULTNOMAH	5,761	610	2,194	96	2,900	211	1,018	18	1,247	263	
POLK	660	41	102	25	168	38	233	1	272	220	
SHERMAN	25			3	3		12	1	13	5	
TILLAMOOK	292	3	9	3	15	22	152	2	176	1	
UMATILLA	1,044	10	36	7	53	44	405	2	451	4	
UNION	139		3	20	23	8	26		34	1	
WALLOWA	26	1		5	6	4	11		15	5	
WASCO	211	1	2	13	16	28	99		127	15	
WASHINGTON	1,697	46	106	38	190	103	671	5	779	110	
WHEELER	6					1	5		6		
YAMHILL	613		19		19	96	273		369	4	
TOTAL OFFENSES	26,130	1,202	3,264	673	5,139	1,555	9,441	92	11,088	912	8,991

DRUG ARRESTS by COUNTY and TYPE - 2006

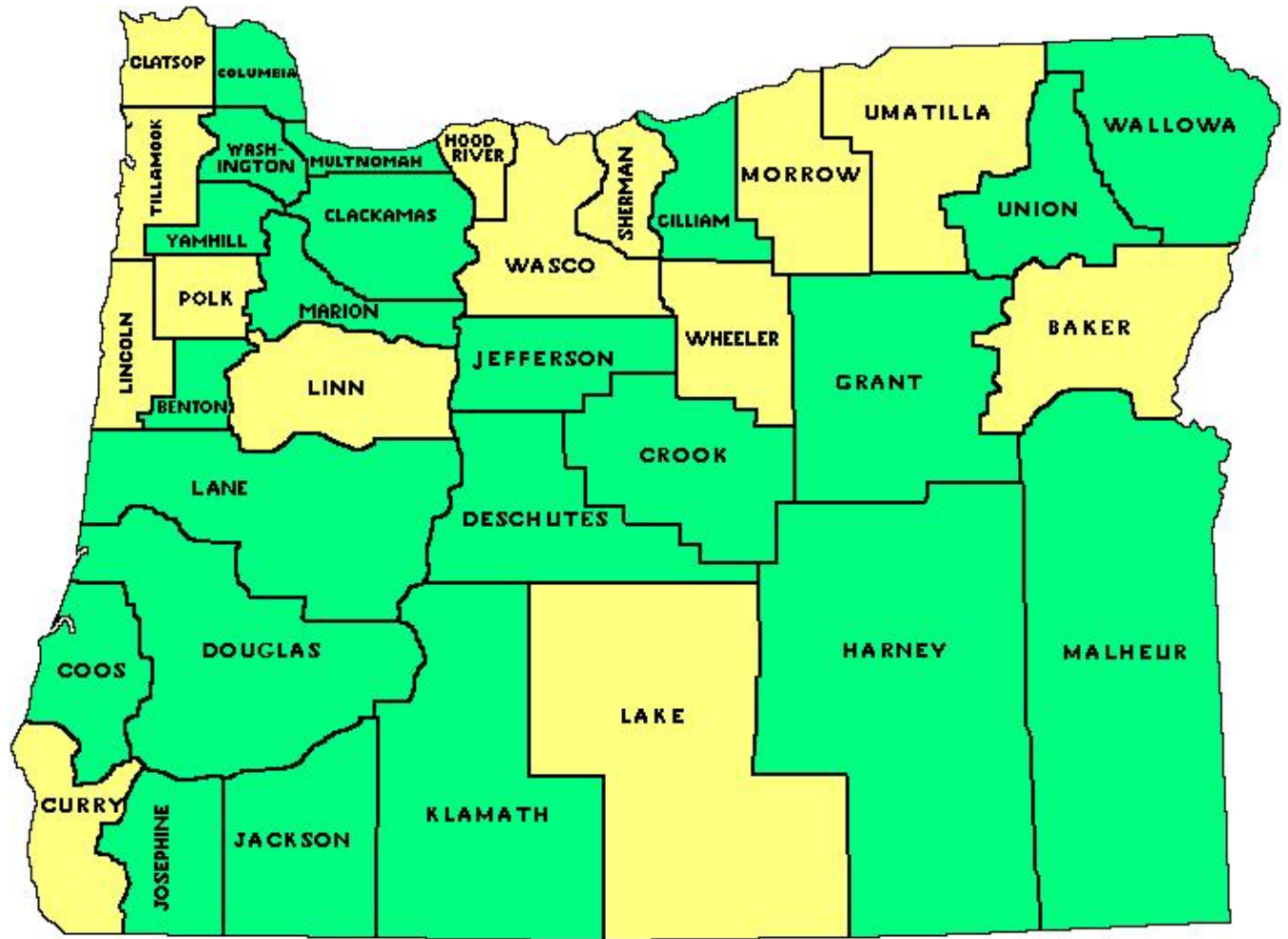
COUNTY	TOTAL	Other NARCOTIC				Marij MARIJ				SYNTHETIC NARCOTIC	OTHER DANGER DRUGS
		Heroin	Cocaine	Narcotic	TOTAL	Over Oz	Under Oz	Hashish	TOTAL		
BAKER	104	0	0	7	7	6	75	0	81	0	16
BENTON	521	6	16	7	29	39	332	3	374	8	110
CLACKAMAS	820	9	14	265	288	22	381	2	405	3	124
CLATSOP	344	8	3	45	56	12	216	0	228	20	40
COLUMBIA	254	2	4	8	14	4	153	1	158	0	82
COOS	397	0	1	7	8	26	235	3	264	66	59
CROOK	68	0	0	8	8	7	35	0	42	16	2
CURRY	104	0	0	6	6	3	63	1	67	7	24
DESCHUTES	1,002	31	86	30	147	42	427	0	469	7	379
DOUGLAS	1,300	17	46	12	75	94	752	7	853	2	370
GILLIAM	62	2	2	2	6	5	41	0	46	0	10
GRANT	23	0	0	1	1	1	17	1	19	0	3
HARNEY	40	0	0	1	1	5	25	0	30	7	2
HOOD RIVER	141	0	2	19	21	4	91	1	96	0	24
JACKSON	1,882	34	93	29	156	106	865	13	984	18	724
JEFFERSON	116	0	4	8	12	5	50	1	56	3	45
JOSEPHINE	309	3	1	17	21	13	137	1	151	3	134
KLAMATH	337	2	6	15	23	24	61	1	86	3	225
LAKE	52	0	1	5	6	5	30	1	36	0	10
LANE	2,896	176	40	36	252	144	1,550	8	1,702	21	921
LINCOLN	373	6	11	5	22	27	198	1	226	4	121
LINN	595	17	6	23	46	31	241	1	273	182	94
MALHEUR	169	0	3	4	7	6	84	1	91	1	70
MARION	2,681	134	346	14	494	146	775	8	929	6	1,252
MORROW	37	1	4	1	6	1	14	0	15	0	16
MULTNOMAH	5,534	618	2,221	72	2,911	195	1,045	17	1,257	264	1,102
POLK	659	36	119	14	169	136	145	3	284	0	206
SHERMAN	26	0	0	3	3	1	15	1	17	2	4
TILLAMOOK	244	2	7	3	12	17	137	1	155	1	76
UMATILLA	728	7	17	9	33	48	285	1	334	4	357
UNION	159	2	7	6	15	13	96	1	110	2	32
WALLOWA	29	0	0	6	6	4	16	0	20	3	0
WASCO	231	1	3	10	14	21	131	0	152	12	53
WASHINGTON	1,348	38	86	36	160	68	602	2	672	58	458
WHEELER	5	0	0	0	0	0	5	0	5	0	0
YAMHILL	486	13	37	8	58	25	224	2	251	4	173
TOTAL ARRESTS	24,076	1,165	3,186	742	5,093	1,306	9,549	83	10,938	727	7,318

OREGON COUNTY MAP

Drug Law Violations, 2006

Increase

Decrease



DRUG OFFENSES by COUNTY 2002 through 2006

	2002	2003	2004	2005	2006
BAKER	123	122	104	82	91
BENTON	338	475	483	556	530
CLACKAMAS	1,175	1,015	1,065	1,176	916
CLATSOP	310	277	374	381	407
COLUMBIA	331	371	480	439	348
COOS	262	289	292	312	247
CROOK	79	158	136	176	160
CURRY	161	84	137	108	114
DESCHUTES	739	827	1,095	1,343	1,150
DOUGLAS	1,134	1,049	1,234	1,545	1,427
GILLIAM	42	48	91	141	75
GRANT	43	29	45	37	32
HARNEY	29	29	35	25	23
HOOD RIVER	113	148	187	147	184
JACKSON	2,128	2,225	2,297	2,301	2,129
JEFFERSON	134	129	149	203	145
JOSEPHINE	1,005	923	926	601	355
KLAMATH	444	419	537	441	358
LAKE	13	33	25	45	64
LANE	3,166	3,484	3,514	2,941	2,766
LINCOLN	170	209	248	386	482
LINN	505	586	582	698	749
MALHEUR	205	275	265	275	222
MARION	1,799	2,121	2,631	2,677	2,598
MORROW	77	63	44	73	84
MULTNOMAH	5,870	5,408	5,383	6,329	5,761
POLK	403	319	366	597	660
SHERMAN	15	22	21	12	25
TILLAMOOK	175	123	172	251	292
UMATILLA	497	465	448	1,032	1,044
UNION	213	216	278	214	139
WALLOWA	30	55	65	48	26
WASCO	210	182	190	162	211
WASHINGTON	1,600	1,682	1,695	1,877	1,697
WHEELER	9	8	6	4	6
YAMHILL	447	557	730	665	613
TOTAL	23,994	24,425	26,330	28,300	26,130

D. U. I. I. OFFENSES BY COUNTY FOR YEARS 2002 through 2006

COUNTY	2002	2003	2004	2005	2006
Baker	137	144	102	89	98
Benton	382	453	683	564	768
Clackamas	3,964	3,613	3,408	3,121	3,534
Clatsop	498	430	453	428	430
Columbia	378	322	264	258	235
Coos	637	611	528	508	534
Crook	175	247	201	214	188
Curry	227	153	166	136	145
Deschutes	1,116	993	1,037	1,077	1,262
Douglas	934	881	781	722	872
Gilliam	37	29	21	24	12
Grant	56	45	63	62	35
Harney	58	48	61	83	48
Hood River	314	267	196	193	213
Jackson	1,799	1,633	1,434	1,271	1,409
Jefferson	225	155	153	114	105
Josephine	785	697	604	407	204
Klamath	621	478	492	460	524
Lake	47	58	60	50	63
Lane	2,149	2,358	2,464	2,209	2,357
Lincoln	433	494	402	454	610
Linn	798	613	625	545	643
Malheur	212	272	213	147	139
Marion	1,657	1,496	1,618	1,850	1,850
Morrow	122	107	80	76	81
Multnomah	2,466	3,670	4,171	3,209	3,576
Polk	535	377	504	458	551
Sherman	25	23	21	10	9
Tillamook	172	133	152	177	216
Umatilla	874	820	723	636	660
Union	233	206	226	230	184
Wallowa	35	52	58	27	29
Wasco	275	204	156	135	201
Washington	2,403	2,252	2,624	2,844	2,740
Wheeler	13	18	11	3	5
Yamhill	550	597	797	664	729
TOTAL	25,342	24,949	25,552	23,455	25,259

STATEWIDE D. U. I. I. OFFENSES DISTRIBUTED BY COUNTY and MAJOR POPULATION CENTER 2006

	County Population	No. DUII Offenses	Rate per 10,000	St. Police Offenses	Sheriff Offenses	Major City	City Population	D. U. I. I. Offenses
BAKER	16,470	98	59.5	44	19	Baker City	9,960	35
BENTON	84,125	768	91.3	3	197	Corvallis	53,165	547
CLACKAMAS	367,040	3,534	96.3	267	2,343	Lake Oswego	36,075	154
CLATSOP	37,045	430	116.1	75	116	Astoria	9,910	126
COLUMBIA	46,965	235	50.0	36	11	St. Helens	11,795	58
COOS	62,905	534	84.9	193	54	Coos Bay	15,850	89
CROOK	24,525	188	76.7	19	61	Prineville	9,080	108
CURRY	21,365	145	67.9	22	89	Brookings	6,185	28
DESCHUTES	152,615	1,262	82.7	273	350	Bend	70,330	451
DOUGLAS	103,815	872	84.0	109	292	Roseburg	20,790	272
GILLIAM	1,885	12	63.7	2	10	Condon	770	0
GRANT	7,630	35	45.9	13	10	John Day	1,845	11
HARNEY	7,670	48	62.6	6	30	Burns	3,015	3
HOOD RIVER	21,335	213	99.8	26	110	Hood River	6,450	77
JACKSON	198,615	1,409	70.9	247	172	Medford	70,855	534
JEFFERSON	21,410	105	49.0	33	11	Madras	5,600	51
JOSEPHINE	81,125	204	25.1	156	4	Grants Pass	26,085	44
KLAMATH	65,455	524	80.1	300	87	Klamath Falls	20,400	137
LAKE	7,540	63	83.6	23	25	Lakeview	2,625	15
LANE	339,740	2,357	69.4	330	483	Eugene	146,160	747
						Springfield	55,855	97
LINCOLN	44,520	610	137.0	190	120	Lincoln City	7,615	115
						Newport	9,925	156
LINN	108,250	643	59.4	87	156	Albany	45,360	285
MALHEUR	31,725	139	43.8	57	33	Ontario	11,245	48
MARION	306,665	1,850	60.3	394	322	Salem	126,920	560
MORROW	12,125	81	66.8	11	48	Boardman	3,175	22
MULTNOMAH	701,545	3,576	51.0	137	143	Gresham	95,900	551
						Portland	556,370	2,610
POLK	66,670	551	82.6	37	239	Dallas	14,040	74
SHERMAN	1,865	9	48.3	4	5			
TILLAMOOK	25,530	216	84.6	31	130	Tillamook	4,300	37
UMATILLA	72,190	660	91.4	133	43	Pendleton	17,025	204
UNION	25,110	184	73.3	74	39	La Grande	12,525	57
WALLOWA	7,140	29	40.6	9	11	Enterprise	1,945	9
WASCO	24,070	201	83.5	52	64	The Dalles	12,505	85
WASHINGTON	500,585	2,740	54.7	93	960	Beaverton	83,095	619
						Hillsboro	82,025	387
						Tigard	45,500	199
WHEELER	1,565	5	31.9	1	4			
YAMHILL	91,675	729	79.5	89	141	McMinnville	30,020	147
STATEWIDE TOTALS	3,690,505	25,259	68.4	3,576	6,932	MAJOR CITY TOTAL	1,742,290	9,749

OREGON COUNTY MAP

D.U.I. Offenses, 2006

