

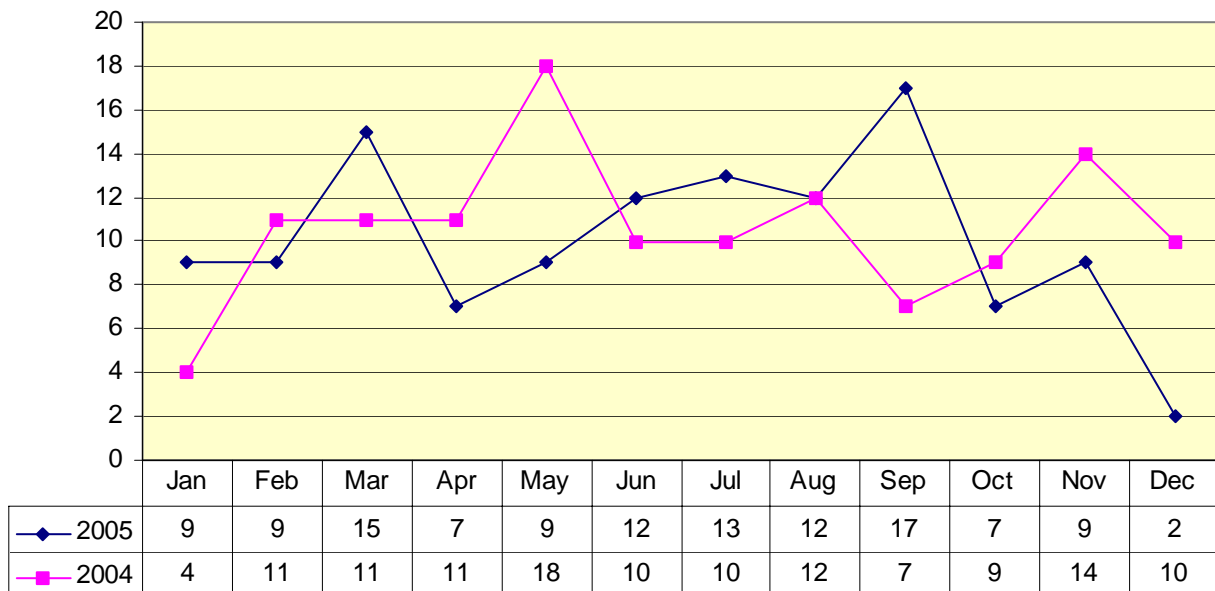
**REPORT OF CRIMINAL OFFENSES**  
**MOTIVATED BY PREJUDICE**  
**JANUARY through DECEMBER, 2005**

This page is intentionally blank.

**OREGON BIAS CRIME STATISTICS SUMMARY**  
**January through December 2005**

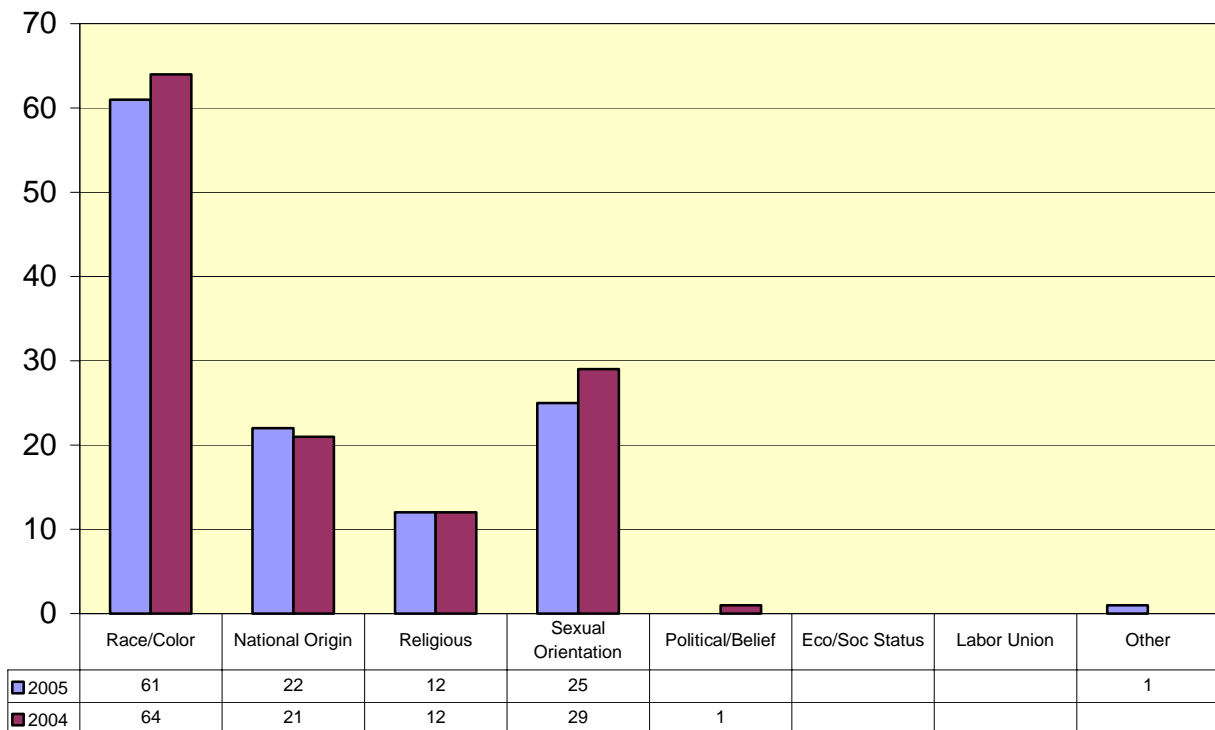
# Bias Crime

Totals By Month Jan-Dec 2005 Compared to Jan-Dec 2004



## By Type of Prejudice

Jan-Dec 2005 Compared to Jan-Dec 2004



<b>A. Reported incidents by month:</b>	<b>January through December 2004</b>	<b>January through December 2005</b>
January	4	9
February	11	9
March	11	15
April	11	7
May	18	9
June	10	12
July	10	13
August	12	12
September	7	17
October	9	7
November	14	9
December	10	2
<b>TOTAL</b>	<b>127</b>	<b>121</b>

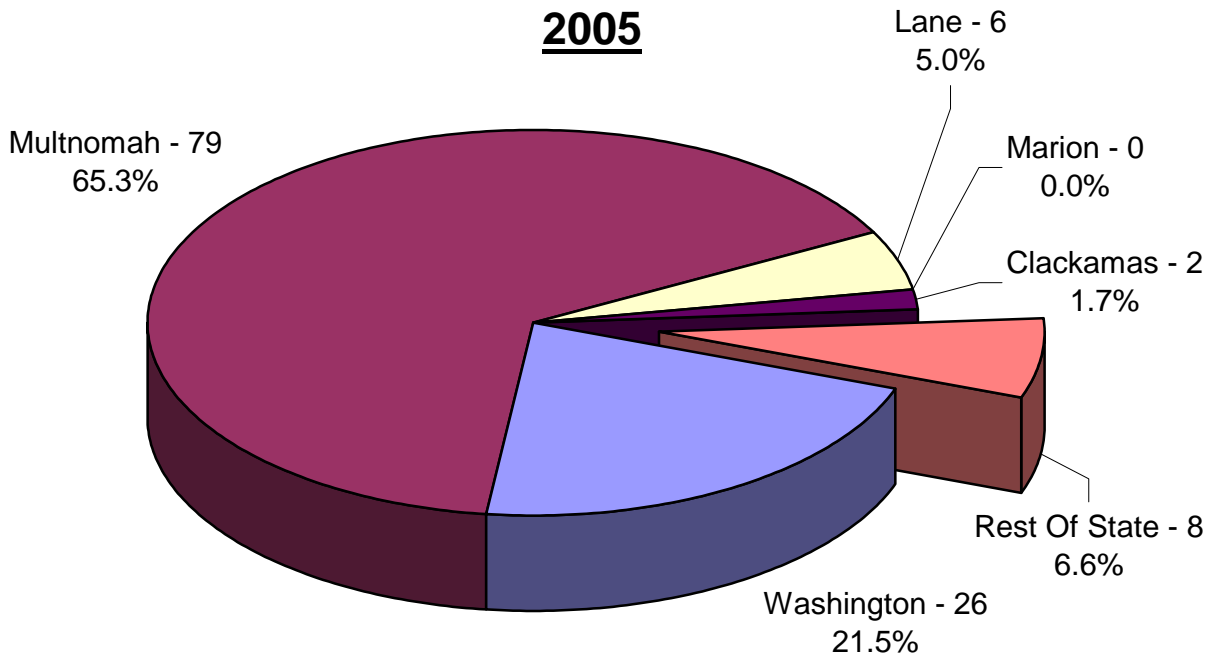
<b>B. Reported incidents by type of crime:</b>		
Aggravated Assault	8	18
Burglary-Larceny	2	1
Forcible Rape		
Intimidation	52	47
Motor Vehicle Theft		
Murder		
Robbery	3	6
Simple Assault	28	15
Vandalism	34	32
Other		2
<b>TOTAL</b>	<b>127</b>	<b>121</b>

<b>C. Reported incidents by type of prejudice:</b>		
Race/Color	64	61
National Origin	21	22
Religious	12	12
Sexual Orientation	29	25
Political/Beliefs	1	
Labor Union		
Economic/Social Status		
Handicap		1
<b>TOTAL</b>	<b>127</b>	<b>121</b>

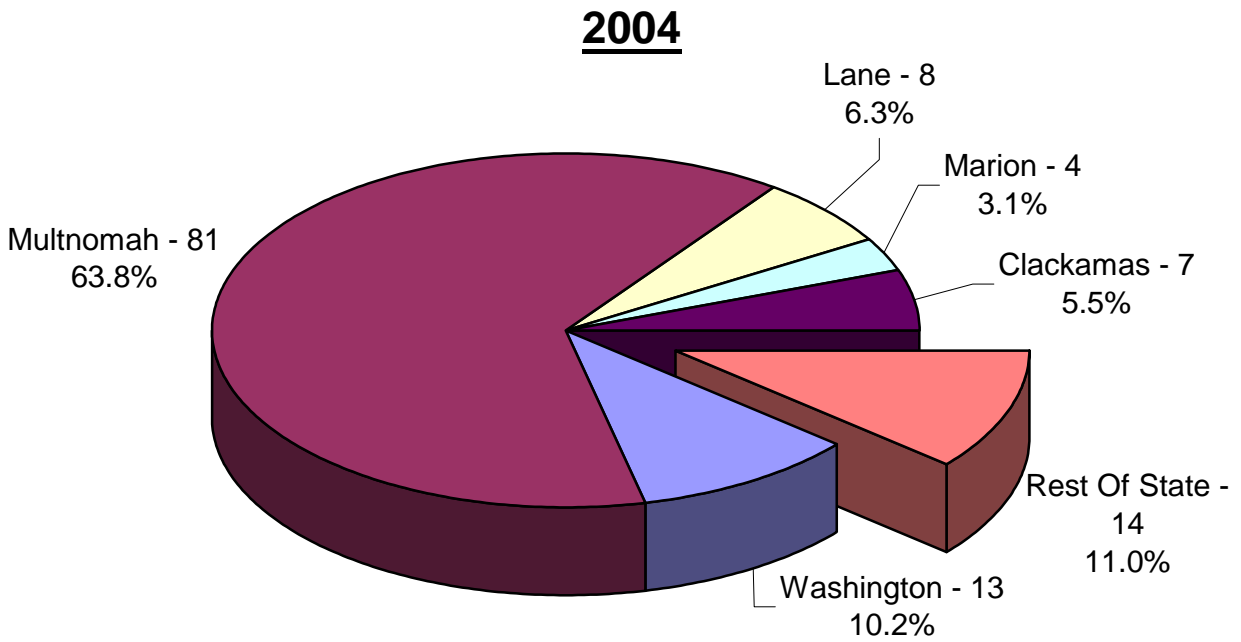
This page is intentionally blank.

<b>D. Number and description of victims:</b>	<b>January through December 2003</b>	<b>January through December 2005</b>
Arab Male	4	4
Arab Female	3	3
Asian Male	2	2
Asian Female		2
Black Male	31	29
Black Female	13	11
Hispanic Male	15	7
Hispanic Female	3	5
Indian Male		
Indian Female	1	1
White Male	41	38
White Female	23	20
<b>VICTIM TOTAL</b>	136	122
Male Victim Total	93	80
Female Victim Total	43	42
<b>E. Number and description of offenders:</b>		
Arab Male		
Arab Female		
Asian Male	1	2
Asian Female		
Black Male	35	11
Black Female	6	7
Hispanic Male	9	7
Hispanic Female		
Indian Male		
Indian Female		1
White Male	82	86
White Female	14	9
<b>OFFENDER TOTAL</b>	147	123
Male Offender Total	127	106
Female Offender Total	20	17

# Crimes Motivated By Prejudice By County January through December 2005 and 2004



2004 Total = 127



2004 Total = 127



F. Reported incidents by county of occurrence

COUNTY	January through December 2004	January through December 2005	January through December 2005					
			Race	National Origin	Sexual Orientation	Religion	Other	
Baker								
Benton	5	4	1	2	1			
Clackamas	7	2		1	1			
Clatsop								
Columbia								
Coos								
Crook								
Curry								
Deschutes	6	3	1	1	1			
Douglas								
Gilliam								
Grant								
Harney								
Hood River								
Jackson								
Jefferson								
Josephine								
Klamath								
Lake								
Lane	8	6	5	1				
Lincoln								
Linn								
Malheur	1							
Marion	4							
Morrow								
Multnomah	81	79	35	13	22	8	1	
Polk								
Sherman								
Tillamook								
Umatilla		1		1				
Union								
Wallowa								
Wasco								
Washington	13	26	18	3	1	4		
Wheeler								
Yamhill	2	0						
<b>TOTAL</b>	<b>127</b>	<b>121</b>	<b>60</b>	<b>22</b>	<b>26</b>	<b>12</b>	<b>1</b>	

This page is intentionally blank.