

**SECTION 2**  
**STATEWIDE**  
**CRIMES AGAINST PERSONS**  
**OFFENSES AND ARRESTS**

This page is intentionally blank.

# OREGON CRIME

## 1 Crime Against Persons every 12.7 minutes

**1 Homicide  
every 3.7 days**


**1 Neg.Homicide  
every 4.0 weeks**

**1 Other Sex Crime  
every 1.4 hours**

**1 Rape  
every 6.5 hours**

**1 Kidnap  
every 13.0 hours**

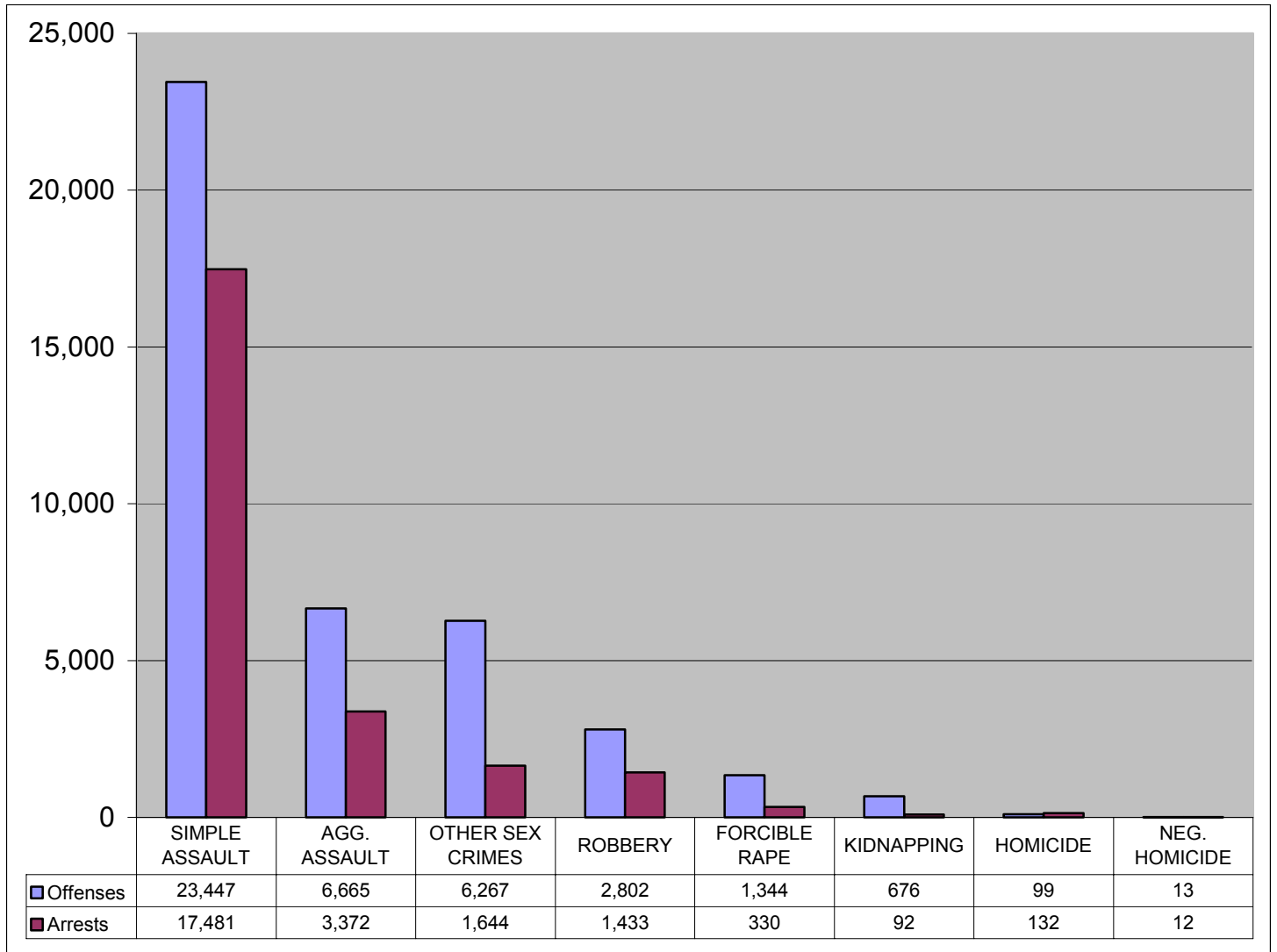
**1 Simple Assault  
every 22.4 minutes**



**1 Aggravated Assault  
every 1.3 hours**

**1 Robbery  
every 3.1 hours**

## STATEWIDE CRIMES AGAINST PERSONS, 2003



## STATEWIDE CRIMES AGAINST PERSONS, 2004

| CLASSIFICATION                | 2004<br>OFFENSES | PERSONS ARRESTED |              |               |               |              | PROPERTY              |                    |
|-------------------------------|------------------|------------------|--------------|---------------|---------------|--------------|-----------------------|--------------------|
|                               |                  | ADULT            | JUVENILE     | TOTAL         | MALE          | FEMALE       | LOSS<br>VALUE         | RECOVERED<br>VALUE |
| Willful Murder                | 85               | 82               | 21           | 103           | 93            | 10           |                       |                    |
| Aggravated Murder             | 14               | 29               | 0            | 29            | 24            | 5            |                       |                    |
| <b>MURDER TOTAL</b>           | <b>99</b>        | <b>111</b>       | <b>21</b>    | <b>137</b>    | <b>117</b>    | <b>15</b>    | <b>NOT APPLICABLE</b> |                    |
| Negligent Homicide            | 13               | 8                | 0            | 8             | 6             | 2            | NOT APPLICABLE        |                    |
| Traffic Death Arrests         | 0                | 4                | 0            | 4             | 2             | 2            | NOT APPLICABLE        |                    |
| Forcible Rape                 | 1,197            |                  |              |               |               |              |                       |                    |
| Attempt Force Rape            | 147              |                  |              |               |               |              |                       |                    |
| <b>RAPE TOTAL</b>             | <b>1,344</b>     | <b>292</b>       | <b>38</b>    | <b>330</b>    | <b>324</b>    | <b>6</b>     | <b>NOT APPLICABLE</b> |                    |
| <b>SEX CRIMES</b>             |                  |                  |              |               |               |              |                       |                    |
| Non-Force Rape                | 694              | 177              | 16           | 193           | 182           | 11           |                       |                    |
| Cont. to Sex Delqncy          | 376              | 115              | 6            | 121           | 110           | 11           |                       |                    |
| Physical Molest               | 2,298            | 396              | 128          | 524           | 512           | 12           |                       |                    |
| Obscene Phone Call            | 96               | 1                | 1            | 2             | 2             | 0            |                       |                    |
| Incest                        | 62               | 9                | 13           | 22            | 20            | 2            |                       |                    |
| Exposer                       | 690              | 315              | 25           | 340           | 314           | 26           |                       |                    |
| Forcible Sodomy               | 480              | 65               | 30           | 95            | 91            | 4            |                       |                    |
| Non-Force Sodomy              | 219              | 20               | 22           | 42            | 41            | 1            |                       |                    |
| Other Sex Crimes              | 1,352            | 239              | 66           | 305           | 284           | 21           |                       |                    |
| <b>SEX CRIME TOTAL</b>        | <b>6,267</b>     | <b>1,337</b>     | <b>307</b>   | <b>1,644</b>  | <b>1,556</b>  | <b>88</b>    | <b>NOT APPLICABLE</b> |                    |
| <b>KIDNAPPING</b>             |                  |                  |              |               |               |              |                       |                    |
| For Add Crime Purpose         | 619              |                  |              |               |               |              |                       |                    |
| Hostage/Shield                | 50               |                  |              |               |               |              |                       |                    |
| For Ransom                    | 7                |                  |              |               |               |              |                       |                    |
| <b>KIDNAPPING TOTAL</b>       | <b>676</b>       | <b>80</b>        | <b>12</b>    | <b>92</b>     | <b>85</b>     | <b>7</b>     | <b>NOT APPLICABLE</b> |                    |
| <b>ROBBERY</b>                |                  |                  |              |               |               |              |                       |                    |
| Highway                       | 851              |                  |              |               |               |              | 56,158                | 14,438             |
| Business                      | 855              |                  |              |               |               |              | 267,490               | 32,405             |
| Service Station               | 40               |                  |              |               |               |              | 3,370                 | 2                  |
| Convenience Store             | 132              |                  |              |               |               |              | 6,144                 | 486                |
| Residence                     | 293              |                  |              |               |               |              | 143,182               | 13,931             |
| Bank                          | 164              |                  |              |               |               |              | 154,041               | 46,543             |
| Other Robbery                 | 467              |                  |              |               |               |              | 73,759                | 11,011             |
| <b>ROBBERY TOTAL</b>          | <b>2,802</b>     | <b>1,154</b>     | <b>279</b>   | <b>1,433</b>  | <b>1,217</b>  | <b>216</b>   | <b>704,144</b>        | <b>118,816</b>     |
| Aggravated Assault            | 6,520            | 2,747            | 581          | 3,328         | 2,752         | 576          |                       |                    |
| Attempted Murder              | 145              | 41               | 3            | 44            | 36            | 8            |                       |                    |
| <b>AGG. ASSAULT TOTAL</b>     | <b>6,665</b>     | <b>2,788</b>     | <b>584</b>   | <b>3,372</b>  | <b>2,788</b>  | <b>584</b>   | <b>NOT APPLICABLE</b> |                    |
| <b>SIMPLE ASSAULT</b>         | <b>23,447</b>    | <b>14,977</b>    | <b>2,504</b> | <b>17,481</b> | <b>13,562</b> | <b>3,919</b> | <b>NOT APPLICABLE</b> |                    |
| <b>CRIMES AGAINST PERSONS</b> |                  |                  |              |               |               |              |                       |                    |
| <b>TOTAL</b>                  | <b>41,315</b>    | <b>20,751</b>    | <b>3,745</b> | <b>24,496</b> | <b>19,657</b> | <b>4,839</b> | <b>704,144</b>        | <b>118,816</b>     |

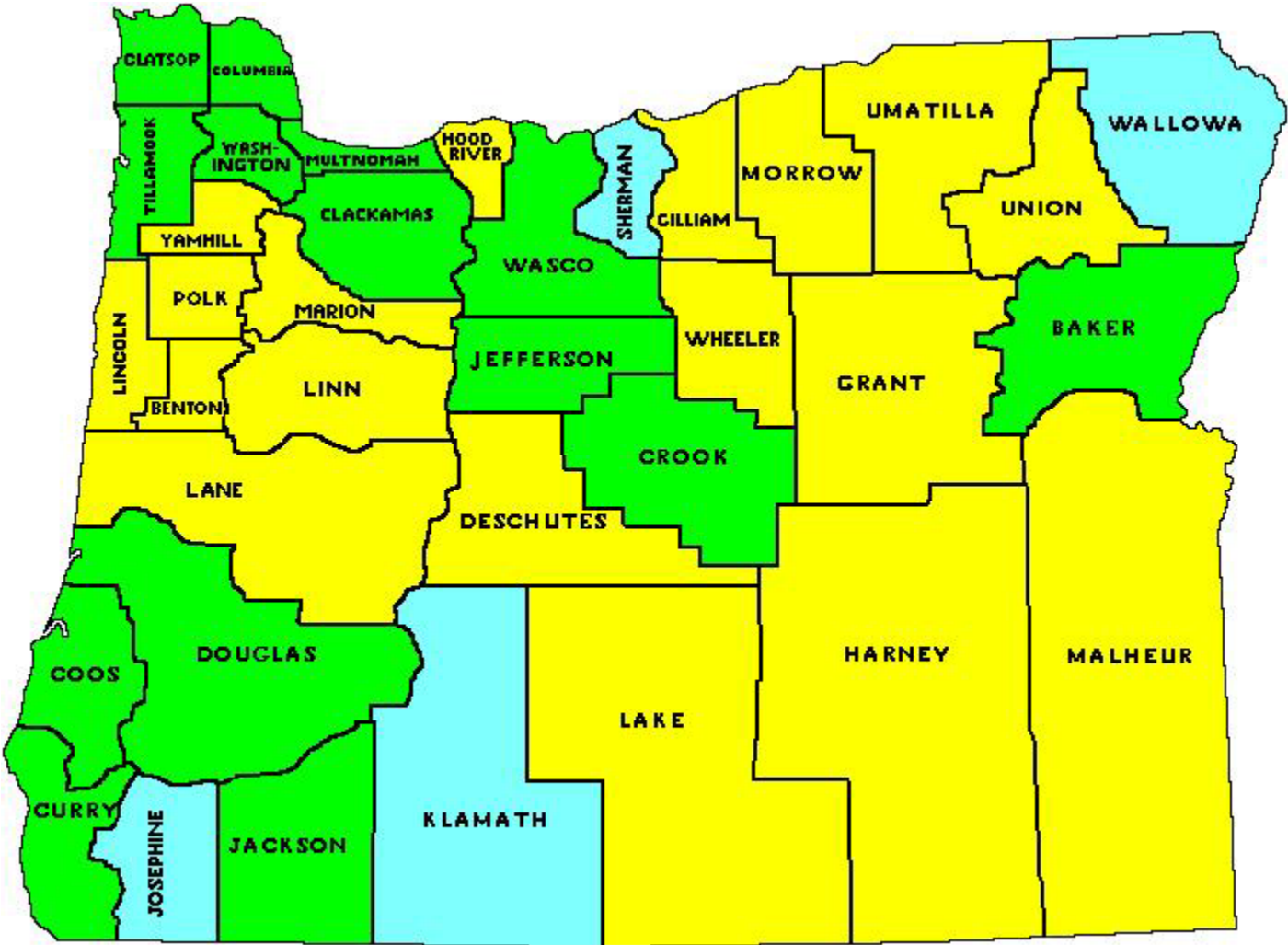
# OREGON COUNTY MAP

## Crimes Against Persons, 2004

Increase

Decrease

No Change



## COUNTY FIVE YEAR PROFILE OF CRIMES AGAINST PERSONS

|              | 2000          | 2001          | 2002          | 2003          | 2004          |
|--------------|---------------|---------------|---------------|---------------|---------------|
| BAKER        | 256           | 254           | 266           | 200           | 178           |
| BENTON       | 785           | 892           | 657           | 575           | 723           |
| CLACKAMAS    | 2,989         | 2,691         | 2,471         | 2,345         | 2,286         |
| CLATSOP      | 511           | 456           | 458           | 492           | 414           |
| COLUMBIA     | 435           | 403           | 424           | 434           | 411           |
| COOS         | 537           | 641           | 644           | 977           | 748           |
| CROOK        | 209           | 218           | 239           | 289           | 267           |
| CURRY        | 209           | 185           | 245           | 193           | 181           |
| DESCHUTES    | 1,252         | 1,184         | 1,201         | 1,095         | 1,221         |
| DOUGLAS      | 1,040         | 1,061         | 872           | 789           | 735           |
| GILLIAM      | 14            | 15            | 11            | 12            | 13            |
| GRANT        | 58            | 64            | 65            | 65            | 69            |
| HARNEY       | 88            | 79            | 55            | 53            | 60            |
| HOOD RIVER   | 172           | 119           | 140           | 119           | 163           |
| JACKSON      | 2,128         | 1,972         | 2,402         | 2,492         | 2,466         |
| JEFFERSON    | 320           | 272           | 262           | 214           | 207           |
| JOSEPHINE    | 860           | 773           | 760           | 725           | 725           |
| KLAMATH      | 899           | 855           | 834           | 940           | 940           |
| LAKE         | 90            | 66            | 43            | 57            | 78            |
| LANE         | 4,326         | 4,192         | 3,525         | 3,439         | 3,472         |
| LINCOLN      | 628           | 554           | 634           | 835           | 897           |
| LINN         | 1,417         | 1,318         | 1,283         | 1,302         | 1,368         |
| MALHEUR      | 370           | 336           | 303           | 325           | 369           |
| MARION       | 3,798         | 3,985         | 4,018         | 4,170         | 4,294         |
| MORROW       | 189           | 168           | 201           | 185           | 198           |
| MULTNOMAH    | 14,336        | 12,489        | 12,452        | 12,288        | 11,934        |
| POLK         | 593           | 652           | 629           | 589           | 967           |
| SHERMAN      | 20            | 20            | 21            | 20            | 20            |
| TILLAMOOK    | 293           | 208           | 239           | 214           | 170           |
| UMATILLA     | 825           | 784           | 764           | 680           | 687           |
| UNION        | 192           | 179           | 171           | 193           | 243           |
| WALLOWA      | 24            | 55            | 41            | 43            | 43            |
| WASCO        | 266           | 237           | 260           | 292           | 222           |
| WASHINGTON   | 3,417         | 3,493         | 3,373         | 3,499         | 3,435         |
| WHEELER      | 13            | 7             | 10            | 7             | 9             |
| YAMHILL      | 846           | 830           | 886           | 968           | 1,100         |
| <b>TOTAL</b> | <b>44,405</b> | <b>41,707</b> | <b>40,859</b> | <b>41,115</b> | <b>41,313</b> |

## STATEWIDE TEN-YEAR OFFENSE, POPULATION and RATE PROFILE

| <b>YEAR</b> | <b>POPULATION</b> | <b>CRIMES AGAINST PERSONS</b> | <b>RATE PER 10,000 POPULATION</b> |
|-------------|-------------------|-------------------------------|-----------------------------------|
| <b>1995</b> | 3,132,000         | 54,830                        | 175.1                             |
| <b>1996</b> | 3,181,000         | 49,405                        | 155.3                             |
| <b>1997</b> | 3,217,000         | 48,933                        | 152.1                             |
| <b>1998</b> | 3,267,550         | 47,593                        | 145.7                             |
| <b>1999</b> | 3,300,800         | 45,316                        | 137.3                             |
| <b>2000</b> | 3,436,750         | 44,405                        | 129.2                             |
| <b>2001</b> | 3,471,700         | 41,707                        | 120.1                             |
| <b>2002</b> | 3,504,700         | 40,859                        | 116.6                             |
| <b>2003</b> | 3,541,500         | 41,115                        | 116.1                             |
| <b>2004</b> | 3,582,600         | 41,313                        | 115.3                             |



**Persons Crimes by County - 2004**  
**Rates Ranked Highest to lowest**

| County        | Population | Persons Crimes | Rate / 10,000 |
|---------------|------------|----------------|---------------|
| 1 Lincoln     | 44,400     | 897            | 202.0         |
| 2 Multnomah   | 685,950    | 11,934         | 174.0         |
| 3 Morrow      | 11,750     | 198            | 168.5         |
| 4 Polk        | 64,950     | 967            | 148.9         |
| 5 Klamath     | 64,800     | 940            | 145.1         |
| 6 Marion      | 298,450    | 4,294          | 143.9         |
| 7 Crook       | 20,650     | 267            | 129.3         |
| 8 Jackson     | 191,200    | 2,466          | 129.0         |
| 9 Linn        | 106,350    | 1,368          | 128.6         |
| 10 Yamhill    | 89,200     | 1,100          | 123.3         |
| 11 Coos       | 62,700     | 748            | 119.3         |
| 12 Malheur    | 31,850     | 369            | 115.9         |
| 13 Clatsop    | 36,400     | 414            | 113.7         |
| 14 Baker      | 16,550     | 178            | 107.6         |
| 15 Sherman    | 1,900      | 20             | 105.3         |
| 16 Lane       | 333,350    | 3,472          | 104.2         |
| 17 Lake       | 7,500      | 78             | 104.0         |
| 18 Jefferson  | 20,250     | 207            | 102.2         |
| 19 Union      | 24,850     | 243            | 97.8          |
| 20 Umatilla   | 72,250     | 687            | 95.1          |
| 21 Wasco      | 23,900     | 222            | 92.9          |
| 22 Josephine  | 78,600     | 725            | 92.2          |
| 23 Deschutes  | 135,450    | 1,221          | 90.1          |
| 24 Columbia   | 45,650     | 411            | 90.0          |
| 25 Grant      | 7,750      | 69             | 89.0          |
| 26 Benton     | 81,750     | 723            | 88.4          |
| 27 Curry      | 21,150     | 181            | 85.6          |
| 28 Harney     | 7,650      | 60             | 78.4          |
| 29 Hood River | 21,050     | 163            | 77.4          |
| 30 Douglas    | 102,350    | 735            | 71.8          |
| 31 Washington | 480,200    | 3,435          | 71.5          |
| 32 Gilliam    | 1,900      | 13             | 68.4          |
| 33 Tillamook  | 24,950     | 170            | 68.1          |
| 34 Clackamas  | 356,250    | 2,286          | 64.2          |
| 35 Wallowa    | 7,150      | 43             | 60.1          |
| 36 Wheeler    | 1,550      | 9              | 58.1          |
| Statewide     | 3,582,600  | 41,313         | 115.3         |

State  
Avg.  
115.3

## STATEWIDE FIVE YEAR OFFENSES by FORCE ELEMENT

| Classification          | Year | WEAPON<br>TOTAL | KNIFE/<br>CUTTING | OTHER<br>WEAPON | PHYSICAL<br>FORCE | FIREARM<br>TOTAL | Firearm by Type |                   |                  |                    |
|-------------------------|------|-----------------|-------------------|-----------------|-------------------|------------------|-----------------|-------------------|------------------|--------------------|
|                         |      |                 |                   |                 |                   |                  | Hand<br>Gun     | Rifle/<br>Shotgun | Other<br>Firearm | Unknown<br>Firearm |
| Murder                  | 2000 | 67              | 3                 | 5               | 10                | 49               | 36              | 6                 | 4                | 3                  |
|                         | 2001 | 94              | 18                | 29              | 4                 | 43               | 28              | 9                 | 5                | 1                  |
|                         | 2002 | 86              | 11                | 10              | 14                | 51               | 23              | 14                | 10               | 4                  |
|                         | 2003 | 78              | 9                 | 16              | 8                 | 45               | 24              | 3                 | 15               | 3                  |
|                         | 2004 | 99              | 20                | 13              | 11                | 55               | 26              | 5                 | 18               | 6                  |
| Negligent<br>Homicide * | 2000 | 6               |                   | 2               | 3                 | 1                | 1               |                   |                  |                    |
|                         | 2001 | 13              |                   | 7               | 2                 | 4                | 1               | 3                 |                  |                    |
|                         | 2002 | 9               |                   | 4               | 1                 | 4                | 2               | 1                 |                  | 1                  |
|                         | 2003 | 5               |                   | 3               | 2                 |                  |                 |                   |                  |                    |
|                         | 2004 | 13              |                   | 9               | 2                 | 2                | 2               |                   |                  |                    |
| Forcible<br>Rape        | 2000 | 1,219           | 34                | 49              | 1,110             | 26               | 21              | 2                 | 2                | 1                  |
|                         | 2001 | 1,147           | 31                | 53              | 1,040             | 23               | 20              |                   | 1                | 2                  |
|                         | 2002 | 1,302           | 42                | 26              | 1,205             | 29               | 23              | 1                 |                  | 5                  |
|                         | 2003 | 1,286           | 30                | 37              | 1,193             | 26               | 24              | 2                 |                  |                    |
|                         | 2004 | 1344            | 46                | 36              | 1222              | 40               | 35              | 3                 |                  | 2                  |
| Robbery                 | 2000 | 2,828           | 279               | 208             | 1,538             | 803              | 622             | 33                | 14               | 134                |
|                         | 2001 | 2,688           | 263               | 211             | 1,528             | 686              | 551             | 33                | 10               | 92                 |
|                         | 2002 | 2,774           | 269               | 251             | 1,538             | 716              | 554             | 30                | 17               | 115                |
|                         | 2003 | 2,891           | 318               | 237             | 1,584             | 752              | 590             | 25                | 11               | 126                |
|                         | 2004 | 2802            | 298               | 274             | 1505              | 725              | 548             | 34                | 14               | 130                |
| Aggravated<br>Assault   | 2000 | 7,644           | 1,102             | 2,642           | 3,003             | 897              | 584             | 129               | 88               | 96                 |
|                         | 2001 | 6,568           | 971               | 2,318           | 2,552             | 727              | 477             | 116               | 58               | 76                 |
|                         | 2002 | 6,535           | 914               | 2,191           | 2,643             | 787              | 529             | 124               | 56               | 78                 |
|                         | 2003 | 6,620           | 1,103             | 2,336           | 2,397             | 784              | 546             | 96                | 62               | 80                 |
|                         | 2004 | 6665            | 1223              | 2407            | 2209              | 826              | 585             | 91                | 53               | 97                 |
| TOTALS                  | 2000 | 11,764          | 1,418             | 2,906           | 5,664             | 1,776            | 1,264           | 170               | 108              | 234                |
|                         | 2001 | 10,510          | 1,283             | 2,618           | 5,126             | 1,483            | 1,077           | 161               | 74               | 171                |
|                         | 2002 | 10,706          | 1,236             | 2,482           | 5,401             | 1,587            | 1,131           | 170               | 83               | 203                |
|                         | 2003 | 10,880          | 1,460             | 2,629           | 5,184             | 1,607            | 1,184           | 126               | 88               | 209                |
|                         | 2004 | 10924           | 1587              | 2739            | 4949              | 1649             | 1196            | 133               | 85               | 265                |

- Negligent Homicide offenses does not include vehicular deaths.

## STATEWIDE HOMICIDE VICTIMS by SEX, RACE and WEAPON

| YEAR | TOTAL | SEX  |        | RACE  |       |        |       |       |     | WEAPON   |       |          |         |       |           |                |              |
|------|-------|------|--------|-------|-------|--------|-------|-------|-----|----------|-------|----------|---------|-------|-----------|----------------|--------------|
|      |       | MALE | FEMALE | WHITE | BLACK | INDIAN | HISP. | ASIAN | UNK | HAND-GUN | RIFLE | SHOT-GUN | GUN-UNK | KNIFE | BLUNT OBJ | PHYSICAL FORCE | OTHER WEAPON |
| 1995 | 129   | 86   | 43     | 85    | 21    | 3      | 18    | 2     |     | 60       | 7     | 6        | 8       | 21    | 14        | 7              | 14           |
| 1996 | 119   | 78   | 41     | 77    | 16    | 2      | 16    | 8     |     | 50       | 4     | 4        |         | 21    | 14        | 10             | 20           |
| 1997 | 99    | 70   | 29     | 66    | 19    | 2      | 9     | 2     |     | 51       | 7     | 7        | 3       | 8     | 8         | 10             | 5            |
| 1998 | 113   | 79   | 34     | 85    | 10    | 2      | 15    | 1     |     | 49       | 7     | 4        | 9       | 22    | 6         | 13             | 3            |
| 1999 | 86    | 56   | 30     | 56    | 13    |        | 14    | 3     |     | 28       | 1     | 5        | 11      | 16    | 4         | 10             | 11           |
| 2000 | 67    | 56   | 11     | 42    | 12    | 1      | 10    | 2     |     | 36       | 4     | 2        | 7       | 3     | 3         | 10             | 2            |
| 2001 | 94    | 61   | 33     | 73    | 6     | 1      | 12    | 2     |     | 28       | 8     | 1        | 6       | 18    | 14        | 4              | 15           |
| 2002 | 86    | 52   | 34     | 64    | 7     | 2      | 12    | 1     |     | 23       | 8     | 6        | 14      | 11    | 1         | 14             | 9            |
| 2003 | 78    | 51   | 27     | 54    | 16    |        | 5     | 1     | 2   | 24       | 3     |          | 18      | 9     | 9         | 7              | 8            |
| 2004 | 99    | 80   | 19     | 62    | 15    | 1      | 15    | 4     | 2   | 26       | 4     | 1        | 24      | 20    | 8         | 11             | 5            |

**OTHER WEAPONS INCLUDE:**

Arson, Asphyxiation, Drowning, Poison, Strangle, etc. and Unknown

**ASIAN INCLUDES:**

Chinese, Japanese, Vietnamese and Asian or Pacific Islander

## STATEWIDE NEGLIGENT HOMICIDE by TYPE

**NEGLIGENT HOMICIDE** - Killing through gross negligence. Limited to "non-traffic" type of circumstances only.

|  | 1995      | 1996      | 1997*     | 1998      | 1999     | 2000     | 2001      | 2002     | 2003     | 2004      |
|--|-----------|-----------|-----------|-----------|----------|----------|-----------|----------|----------|-----------|
| Victim shot while hunting                    | 1         | 1         |           |           | 2        |          | 2         | 1        |          |           |
| Gun cleaning death other than self inflicted |           | 1         |           |           |          |          |           |          |          |           |
| Children playing with gun                    | 2         | 2         | 4         | 1         |          |          |           | 1        |          |           |
| Other negligent handling of a gun            | 2         | 2         | 4         | 2         | 1        | 1        | 2         | 2        |          | 2         |
| All other manslaughter by negligence         | 8         | 4         | 4         | 7         | 2        | 5        | 9         | 5        | 5        | 11        |
| <b>NEGLIGENT HOMICIDE TOTAL</b>              | <b>13</b> | <b>10</b> | <b>12</b> | <b>10</b> | <b>5</b> | <b>6</b> | <b>13</b> | <b>9</b> | <b>5</b> | <b>13</b> |

\* 1997 type of circumstance data incomplete for Negligent Homicide.

## HOMICIDES - STATE OF OREGON by COUNTY

|              | 1995       | 1996       | 1997       | 1998       | 1999      | 2000      | 2001      | 2002      | 2003      | 2004      |
|--------------|------------|------------|------------|------------|-----------|-----------|-----------|-----------|-----------|-----------|
| BAKER        |            |            | 1          | 1          | 2         |           |           |           |           |           |
| BENTON       | 2          | 1          |            |            | 1         |           |           |           |           | 1         |
| CLACKAMAS    | 5          | 5          | 4          | 4          | 4         | 4         | 2         | 4         | 5         | 3         |
| CLATSOP      | 1          |            | 2          | 2          | 1         |           | 1         |           |           |           |
| COLUMBIA     | 1          | 1          |            |            | 1         | 1         | 1         | 1         |           |           |
| COOS         | 1          | 5          | 3          | 1          |           |           | 3         | 2         |           |           |
| CROOK        |            |            | 1          |            |           |           |           |           |           |           |
| CURRY        |            |            |            |            |           |           | 3         | 1         | 1         |           |
| DESCHUTES    | 2          |            | 2          | 1          | 3         | 2         | 3         | 4         |           | 2         |
| DOUGLAS      | 3          | 2          | 2          | 3          | 2         | 1         | 2         |           | 4         | 4         |
| GILLIAM      |            |            |            |            |           |           |           |           |           |           |
| GRANT        |            |            | 1          |            |           |           |           | 2         |           |           |
| HARNEY       |            | 1          |            | 1          |           |           | 4         |           |           |           |
| HOOD RIVER   |            |            |            |            |           |           |           |           |           | 1         |
| JACKSON      | 9          | 10         | 5          | 7          | 3         | 4         | 4         | 2         | 4         | 5         |
| JEFFERSON    |            | 2          |            |            | 1         | 1         |           |           |           | 1         |
| JOSEPHINE    | 7          | 3          | 3          | 5          | 2         |           | 2         |           | 3         | 6         |
| KLAMATH      | 3          | 4          | 3          | 5          | 1         | 2         | 1         | 4         |           | 3         |
| LAKE         |            |            |            | 1          |           |           |           |           |           |           |
| LANE         | 12         | 11         | 5          | 12         | 5         | 7         | 7         | 6         | 7         | 5         |
| LINCOLN      | 5          |            |            | 4          | 1         | 1         | 5         | 3         |           |           |
| LINN         | 3          | 2          | 1          | 2          | 1         | 2         | 3         |           | 2         | 3         |
| MALHEUR      |            |            | 1          |            | 1         |           |           |           |           | 1         |
| MARION       | 15         | 9          | 4          | 15         | 2         | 9         | 10        | 10        | 14        | 8         |
| MORROW       | 1          |            |            |            |           |           |           |           |           |           |
| MULTNOMAH    | 47         | 49         | 53         | 27         | 42        | 23        | 29        | 25        | 30        | 39        |
| POLK         | 3          | 2          | 1          | 2          | 1         |           |           | 1         |           |           |
| SHERMAN      |            |            |            |            |           |           |           |           |           | 1         |
| TILLAMOOK    |            |            |            |            | 2         |           |           | 4         |           |           |
| UMATILLA     | 2          | 2          | 2          | 2          | 2         | 2         | 3         | 5         | 2         | 3         |
| UNION        | 1          |            |            |            |           |           |           |           | 1         | 2         |
| WALLOWA      |            |            | 1          |            |           |           |           |           |           |           |
| WASCO        |            | 1          | 1          | 2          |           | 1         | 2         | 1         | 1         |           |
| WASHINGTON   | 6          | 7          | 3          | 14         | 6         | 4         | 8         | 5         | 4         | 10        |
| WHEELER      |            |            |            |            |           |           |           |           |           |           |
| YAMHILL      |            | 2          | 2          | 2          | 2         | 3         | 1         | 6         |           | 1         |
| <b>TOTAL</b> | <b>129</b> | <b>119</b> | <b>101</b> | <b>113</b> | <b>86</b> | <b>67</b> | <b>94</b> | <b>86</b> | <b>78</b> | <b>99</b> |

**OTHER SEX CRIMES by TYPE and VICTIM 2002 & 2003**

| TYPE                    | VICTIM<br>ADULT MALE |            | VICTIM<br>ADULT FEMALE |             | VICTIM<br>JUVENILE MALE |            | VICTIM<br>JUVENILE FEMALE |             |
|-------------------------|----------------------|------------|------------------------|-------------|-------------------------|------------|---------------------------|-------------|
|                         | 2003                 | 2004       | 2003                   | 2004        | 2003                    | 2004       | 2003                      | 2004        |
|                         | Non-Force Rape       | 14         | 4                      | 28          | 36                      | 34         | 40                        | 579         |
| Contrib. to Sex Delinq. | 3                    | 7          | 4                      | 22          | 39                      | 57         | 250                       | 290         |
| Physical Molest         | 53                   | 43         | 367                    | 376         | 391                     | 304        | 1,555                     | 1575        |
| Obscene Phone Call      | 10                   | 3          | 43                     | 74          | 2                       | 0          | 2                         | 19          |
| Incest                  | 4                    | 0          | 6                      | 5           | 14                      | 16         | 34                        | 41          |
| Indecent Exposure       | 162                  | 188        | 277                    | 297         | 36                      | 41         | 121                       | 164         |
| Forcible Sodomy         | 30                   | 50         | 99                     | 100         | 143                     | 136        | 183                       | 194         |
| Non-Force Sodomy        | 3                    | 3          | 3                      | 11          | 68                      | 78         | 87                        | 127         |
| Other Sex Crimes        | 127                  | 111        | 223                    | 216         | 174                     | 159        | 699                       | 866         |
| <b>TOTAL</b>            | <b>406</b>           | <b>409</b> | <b>1,050</b>           | <b>1137</b> | <b>901</b>              | <b>831</b> | <b>3,510</b>              | <b>3890</b> |