

**SECTION 4**  
**STATEWIDE**  
**BEHAVIORAL CRIMES**  
**OFFENSE and ARREST PROFILE**

This page is intentionally blank.

# OREGON CRIME CLOCK

1 Behavioral Crime every 3.1 minutes

1 Weapon Law Violation  
every 2.3 hours

1 Prostitution Violation  
every 14.2 hours

1 Crime Against Family  
every 3.6 hours

1 Disorderly Conduct  
every 24.4 minutes

1 Drug Law Violation  
every 19.9 minutes

1 DUII Violation  
every 2.6 minutes


1 Runaway Juvenile  
every 48.5 minutes

1 Gambling Violation  
every 4.3 weeks

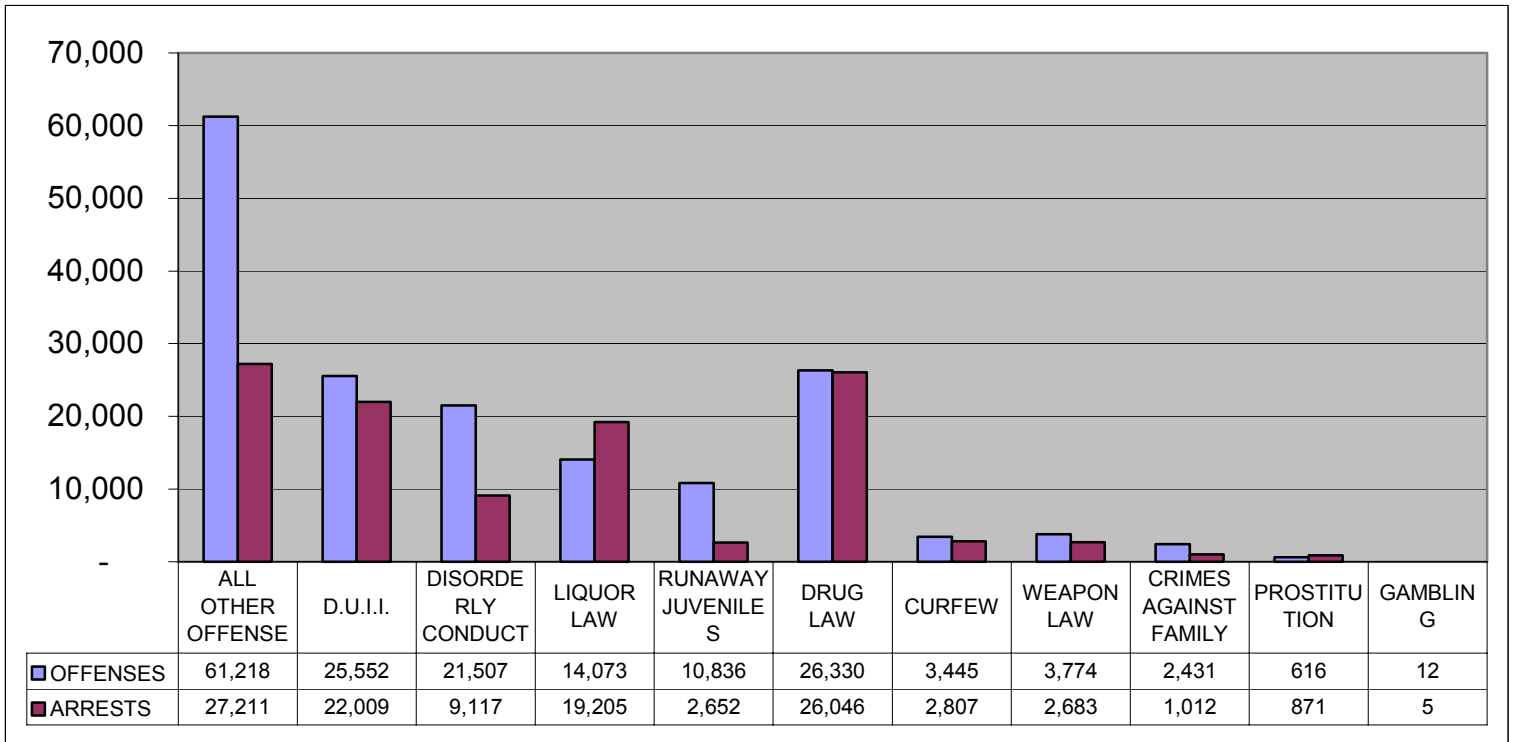
1 Liquor Law Violation  
every 37.3 minutes

1 Curfew Violation  
every 2.5 hours

1 All Other (Except Traffic)  
every 8.6 minutes



## STATEWIDE BEHAVIORAL CRIMES, 2004



# STATEWIDE BEHAVIORAL CRIMES, 2004

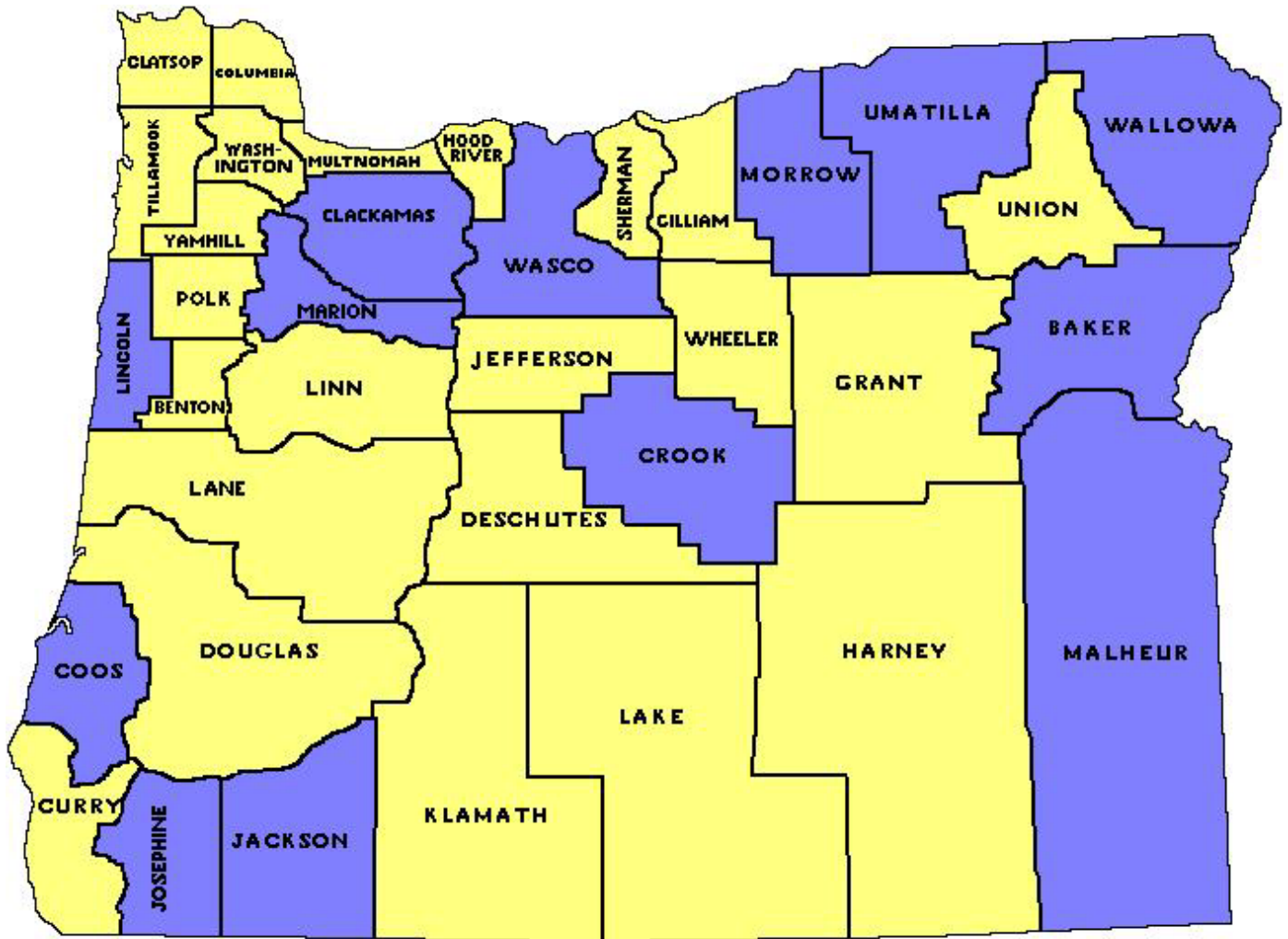
CLASSIFICATION	PERSONS ARRESTED						PROPERTY	
	2004 OFFENSES	ADULT	JUVENILE	TOTAL	MALE	FEMALE	LOSS VALUE	RECOVERED VALUE
<b>WEAPON LAWS</b>								
Possess Illegally	773	510	91	601	551	50		
Carry Concealed	1,197	906	149	1,055	990	65		
Ex-Con in Possession	1,078	726	4	730	669	61		
Other	726	216	81	297	262	35		
<b>TOTAL</b>	<b>3,774</b>	<b>2,358</b>	<b>325</b>	<b>2,683</b>	<b>2,472</b>	<b>211</b>	<b>NOT APPLICABLE</b>	
<b>PROSTITUTION</b>								
Engage In	365	534	18	552	247	305		
Promote	16	26	1	27	18	9		
Compel	31	11	0	11	8	3		
Other	204	271	10	281	87	194		
<b>TOTAL</b>	<b>616</b>	<b>842</b>	<b>29</b>	<b>871</b>	<b>360</b>	<b>511</b>	<b>NOT APPLICABLE</b>	
<b>DRUG LAWS</b>								
Narcotics	5,942	6,983	618	7,601	5,687	1,914		
Marijuana	9,599	7,447	1,844	9,291	7,623	1,668		
Synthetic Narcotics	1,149	1,011	53	1,064	737	327		
Other Dangerous Drugs	9,640	7,809	281	8,090	5,828	2,262		
<b>TOTAL</b>	<b>26,330</b>	<b>23,250</b>	<b>2,796</b>	<b>26,046</b>	<b>19,875</b>	<b>6,171</b>	<b>NOT APPLICABLE</b>	
<b>GAMBLING</b>								
Bookmaking	1	0	0	0	0	0		
Numbers & Lottery	1	0	0	0	0	0		
Illegal Games	0	2	0	2	1	1		
Illegal Devices	8	2	0	2	2	0		
Illegal Payoff	0	0	0	0	0	0		
Other	2	1	0	1	1	0		
<b>TOTAL</b>	<b>12</b>	<b>5</b>	<b>0</b>	<b>5</b>	<b>4</b>	<b>1</b>	<b>NOT APPLICABLE</b>	
<b>OFFENSES AGAINST FAMILY</b>								
Child Abandonment	52	14	1	15	4	11		
Child Neglect	1,164	635	5	640	238	402		
Non-Support	35	27	0	27	22	5		
Custodial Interference	341	44	2	46	24	22		
Other	839	276	8	284	148	136		
<b>TOTAL</b>	<b>2,431</b>	<b>996</b>	<b>16</b>	<b>1,012</b>	<b>436</b>	<b>576</b>	<b>NOT APPLICABLE</b>	
<b>D. U. I. I.</b>								
Under .08	1,519	1,379	45	1,424	1,168	256		
.08 thru .14 Alcohol	6,261	5,738	95	5,833	4,657	1,176		
.15 thru .19 Alcohol	5,793	5,361	45	5,406	4,277	1,129		
.20 or Above Alcohol	3,871	3,606	16	3,622	2,789	833		
BA Refused	3,024	2,664	9	2,673	2,203	470		
BA Not Given	559	511	5	516	366	150		
Of Drugs	1,374	1,085	36	1,121	788	333		
Undetermined	3,151	1,399	15	1,414	1,129	285		
<b>TOTAL</b>	<b>25,552</b>	<b>21,743</b>	<b>266</b>	<b>22,009</b>	<b>17,377</b>	<b>4,632</b>	<b>NOT APPLICABLE</b>	
<b>LIQUOR LAWS</b>								
Minor in Possession	7,955	8,268	4,944	13,212	9,306	3,906		
Illegal Make, Possess, Sell	21	9	3	12	5	7		
Illegal Establishment Operate	117	131	0	131	117	14		
Drinking in Public	3,326	4,356	10	4,366	3,832	534		
Furnishing	1,832	1,196	72	1,268	870	398		
Importing	4	1	0	1	1	0		
License Violation	229	32	2	34	13	21		
Minor on Premise	57	30	9	39	21	18		
Other	532	139	3	142	114	28		
<b>TOTAL</b>	<b>14,073</b>	<b>14,162</b>	<b>5,043</b>	<b>19,205</b>	<b>14,279</b>	<b>4,926</b>	<b>NOT APPLICABLE</b>	
<b>DISORDERLY CONDUCT</b>								
<b>ALL OTHER</b>	<b>21,507</b>	<b>7,351</b>	<b>1,766</b>	<b>9,117</b>	<b>7,208</b>	<b>1,909</b>	<b>NOT APPLICABLE</b>	
Trespass	15,398	5,972	1,167	7,139	5,790	1,349		
Escape your Custody	587	149	18	167	152	15		
Blackmail/Extortion	65	16	5	21	17	4		
Bomb Threat	122	10	12	22	14	8		
Other Criminal Threat	9,003	1,746	328	2,074	1,659	415		
Shoot in Prohib. Area	180	18	13	31	30	1		
Animal Ordinances	6,614	1,523	35	1,558	792	766		
Garbage/Littering	2,042	1,122	84	1,206	996	210		
Other	27,207	12,247	2,746	14,993	11,181	3,812		
<b>TOTAL</b>	<b>61,218</b>	<b>22,803</b>	<b>4,408</b>	<b>27,211</b>	<b>20,631</b>	<b>6,580</b>	<b>NOT APPLICABLE</b>	
<b>CURFEW</b>								
	3,445		2,778	2,778	1,774	1,033		<b>NOT APPLICABLE</b>
<b>RUNAWAY</b>								
Male Juvenile	4,728		1,152	1,152	1,152	0		
Female Juvenile	6,108		1,500	1,500	0	1,500		
<b>TOTAL</b>	<b>10,836</b>		<b>2,652</b>	<b>2,652</b>	<b>1,152</b>	<b>1,500</b>	<b>NOT APPLICABLE</b>	
<b>BEHAVIORAL CRIME TOTAL</b>	<b>169,794</b>	<b>93,510</b>	<b>20,079</b>	<b>113,589</b>	<b>85,568</b>	<b>28,050</b>	<b>0</b>	<b>0</b>

# OREGON COUNTY MAP

## Behavioral Crimes, 2004

INCREASE

DECREASE



**COUNTY FIVE YEAR PROFILE OF BEHAVIORAL CRIMES**

	2000	2001	2002	2003	2004
BAKER	765	668	682	748	576
BENTON	3,794	3,846	4,027	4,457	5,398
CLACKAMAS	9,004	9,234	9,372	8,948	8,631
CLATSOP	3,466	3,365	3,618	3,821	3,904
COLUMBIA	2,290	2,608	2,789	2,708	2,802
COOS	3,202	4,159	4,629	4,646	4,387
CROOK	1,367	1,558	1,411	2,243	2,082
CURRY	704	617	765	552	794
DESCHUTES	5,542	5,728	5,936	5,158	5,753
DOUGLAS	5,584	5,817	5,854	5,511	5,650
GILLIAM	104	155	156	136	180
GRANT	187	382	344	308	385
HARNEY	271	342	327	292	336
HOOD RIVER	742	831	780	726	1,187
JACKSON	11,668	11,090	10,879	11,560	10,866
JEFFERSON	1,183	1,130	1,120	1,072	1,084
JOSEPHINE	3,609	4,246	4,100	3,785	3,523
KLAMATH	2,328	2,437	2,484	2,271	2,362
LAKE	254	229	144	261	331
LANE	15,159	14,778	14,908	15,906	16,212
LINCOLN	2,457	2,444	2,523	3,141	2,654
LINN	7,734	7,581	7,292	7,570	7,873
MALHEUR	2,597	2,545	2,639	3,124	2,670
MARION	16,470	15,961	16,532	19,319	17,878
MORROW	583	757	806	617	542
MULTNOMAH	35,030	31,176	25,555	29,019	30,904
POLK	4,120	4,464	4,658	3,760	4,463
SHERMAN	85	98	87	83	116
TILLAMOOK	1,221	1,071	1,258	1,066	1,700
UMATILLA	4,429	3,759	3,561	3,269	3,269
UNION	968	1,101	1,107	1,102	1,351
WALLOWA	167	348	369	362	329
WASCO	1,477	1,427	1,532	1,419	1,339
WASHINGTON	12,364	11,994	11,411	11,436	12,349
WHEELER	70	87	137	90	113
YAMHILL	4,183	4,308	4,359	4,599	5,801
<b>TOTAL</b>	<b>165,178</b>	<b>162,341</b>	<b>158,151</b>	<b>165,085</b>	<b>169,794</b>

## STATEWIDE TEN YEAR OFFENSE, POPULATION and RATE PROFILE

<b>YEAR</b>	<b>POPULATION</b>	<b>BEHAVIORAL CRIMES</b>	<b>RATE PER 10,000 POPULATION</b>
<b>1995</b>	3,132,000	148,468	474.0
<b>1996</b>	3,181,000	156,986	493.5
<b>1997</b>	3,217,000	167,779	521.5
<b>1998</b>	3,267,550	163,673	500.9
<b>1999</b>	3,300,800	164,326	497.8
<b>2000</b>	3,436,750	165,178	480.6
<b>2001</b>	3,471,700	162,341	467.6
<b>2002</b>	3,504,700	158,151	451.3
<b>2003</b>	3,541,500	165,085	466.1
<b>2004</b>	3,582,600	169,794	473.9



## Behavioral Crimes by County - 2004

Rates Ranked Highest to lowest

	County	Population	Behavioral Crimes	Rate / 10,000	
1	Clatsop	36,400	3,904	1,072.5	
2	Crook	20,650	2,082	1,008.2	
3	Gilliam	1,900	180	947.4	
4	Malheur	31,850	2,670	838.3	
5	Linn	106,350	7,873	740.3	
6	Wheeler	1,550	113	729.0	
7	Coos	62,700	4,387	699.7	
8	Polk	64,950	4,463	687.1	
9	Tillamook	24,950	1,700	681.4	
10	Benton	81,750	5,398	660.3	
11	Yamhill	89,200	5,801	650.3	
12	Columbia	45,650	2,802	613.8	
13	Sherman	1,900	116	610.5	
14	Marion	298,450	17,878	599.0	
15	Lincoln	44,400	2,654	597.7	
16	Jackson	191,200	10,866	568.3	
17	Hood River	21,050	1,187	563.9	
18	Wasco	23,900	1,339	560.3	
19	Douglas	102,350	5,650	552.0	
20	Union	24,850	1,351	543.7	
21	Jefferson	20,250	1,084	535.3	
22	Grant	7,750	385	496.8	
23	Lane	333,350	16,212	486.3	State Avg.
24	Morrow	11,750	542	461.3	← 473.9
25	Wallowa	7,150	329	460.1	
26	Umatilla	72,250	3,269	452.5	
27	Multnomah	685,950	30,904	450.5	
28	Josephine	78,600	3,523	448.2	
29	Lake	7,500	331	441.3	
30	Harney	7,650	336	439.2	
31	Deschutes	135,450	5,753	424.7	
32	Curry	21,150	794	375.4	
33	Klamath	64,800	2,362	364.5	
34	Baker	16,550	576	348.0	
35	Washington	480,200	12,349	257.2	
36	Clackamas	356,250	8,631	242.3	
	Statewide	3,582,600	169,794	473.9	

<b>STATEWIDE DRUG LAW OFFENSES by TYPE OF DRUG and ACTIVITY - 2004</b>								
TOTAL		Possess for Sale	Possess for Use	Furnish	Transpt/ Mfg/ Cultivate	Obtain Unlawful	Tamper w/Record	Other
26	Opium	3	16		2		5	
1,403	Heroin	375	1,011	9	5			3
63	Morphine	7	42	5		7	2	
3,281	Cocaine	729	2,496	16	24	2		14
207	Codeine	5	121	4		3	70	4
962	Other Narcotic	124	578	40	47	16	128	29
5,942	NARCOTIC TOTAL	1,243	4,264	74	78	28	205	50
52	Hashish	12	36		4			
1,701	Marij. Over Oz	514	651	66	449	1		20
7,846	Marij. Under Oz	351	7,246	83	88		1	77
9,599	MARIJUANA TOTAL	877	7,933	149	541	1	1	97
1,149	SYNTHETIC TOTAL	171	829	19	77	6	24	23
9,640	OTHER DANGEROUS DRUG TOTAL	1,082	6,640	180	531	23	40	1,144
26,330	DRUG LAW OFFENSE TOTAL	3,373	19,666	422	1,227	58	270	1,314

<b>STATEWIDE DRUG LAW ARRESTS by TYPE OF DRUG and ACTIVITY - 2004</b>								
TOTAL		Possess for Sale	Possess for Use	Furnish	Transpt/ Mfg/ Cultivate	Obtain Unlawful	Tamper w/Record	Other
30	Opium	7	12		8		3	
1,799	Heroin	217	1,577		5			
27	Morphine		23	3		1		
3,829	Cocaine	223	3,596	1	6			3
89	Codeine	5	53	1		2	28	
1,827	Other Narcotic	68	399	18	35	6	431	870
7,601	NARCOTIC TOTAL	520	5,660	23	54	9	462	873
48	Hashish	8	40					
1,180	Marij. Over Oz	416	518	16	212	2		16
8,063	Marij. Under Oz	416	7,447	56	40		2	102
9,291	MARIJUANA TOTAL	840	8,005	72	252	2	2	118
1,064	SYNTHETIC TOTAL	120	821	16	59	4	24	20
8,090	OTHER DANGEROUS DRUG TOTAL	709	6,815	48	235	9	25	249
26,046	DRUG LAW ARREST TOTAL	2,189	21,301	159	600	24	513	1,260

## DRUG OFFENSES by COUNTY and TYPE - 2004

COUNTY	TOTAL	Heroin	Cocaine	Other Narcotic	NARCOTIC TOTAL	Marij Over Oz	Marij Under Oz	Hashish	MARIJ TOTAL	SYNTHETIC NARCOTIC	OTHER DANGER DRUGS
BAKER	104	1	2	16	19	9	50		59	1	25
BENTON	483	18	4	32	54	58	200	3	261	3	165
CLACKAMAS	1,065	6	19	10	35	22	135		157	4	869
CLATSOP	374	8	11	101	120	14	186		200	23	31
COLUMBIA	480	2	11	11	24	43	220		263	3	190
COOS	292	4	1	5	10	19	168		187	30	65
CROOK	136			14	14	11	44	2	57	26	39
CURRY	137		3	3	6	8	80		88	3	40
DESCHUTES	1,095	3	5	110	118	43	419		462	152	363
DOUGLAS	1,234		4	50	54	30	744	1	775	129	276
GILLIAM	91		6		6	6	35		41		44
GRANT	45		1		1	6	28		34	4	6
HARNEY	35			5	5	1	22		23	2	5
HOOD RIVER	187	1	15	29	45	19	77	1	97	29	16
JACKSON	2,297	29	68	25	122	195	913	6	1,114	17	1,044
JEFFERSON	149	3		27	30	7	40		47	5	67
JOSEPHINE	926	5	14	67	86	121	263	1	385	13	442
KLAMATH	537	3	4	10	17	48	75		123	156	241
LAKE	25			1	1	9	10		19	2	3
LANE	3,514	156	43	39	238	235	1,485	15	1,735	20	1,521
LINCOLN	248		1	76	77	67	9		76	6	89
LINN	582	5	1	13	19	40	200	2	242	109	212
MALHEUR	265	2	1	6	9	10	107		117	52	87
MARION	2,631	463	1,046	326	1,835	189	95		284		512
MORROW	44			2	2	1	16		17	14	11
MULTNOMAH	5,383	541	1,660	90	2,291	237	926	12	1,175	157	1,760
POLK	366	81	192	68	341	2	13		15		10
SHERMAN	21					3	11		14	4	3
TILLAMOOK	172			6	6	25	91		116	3	47
UMATILLA	448	7	10	21	38	33	134		167	79	164
UNION	278	4	6	2	12	20	147		167	2	97
WALLOWA	65			2	2	11	45		56		7
WASCO	190			21	21	20	70		90	8	71
WASHINGTON	1,695	36	94	49	179	131	496	9	636	84	796
WHEELER	6						5		5		1
YAMHILL	730	25	59	21	105	8	287		295	9	321
<b>TOTAL OFFENSES</b>	<b>26,330</b>	<b>1,403</b>	<b>3,281</b>	<b>1,258</b>	<b>5,942</b>	<b>1,701</b>	<b>7,846</b>	<b>52</b>	<b>9,599</b>	<b>1,149</b>	<b>9,640</b>

## DRUG ARRESTS by COUNTY and TYPE - 2004

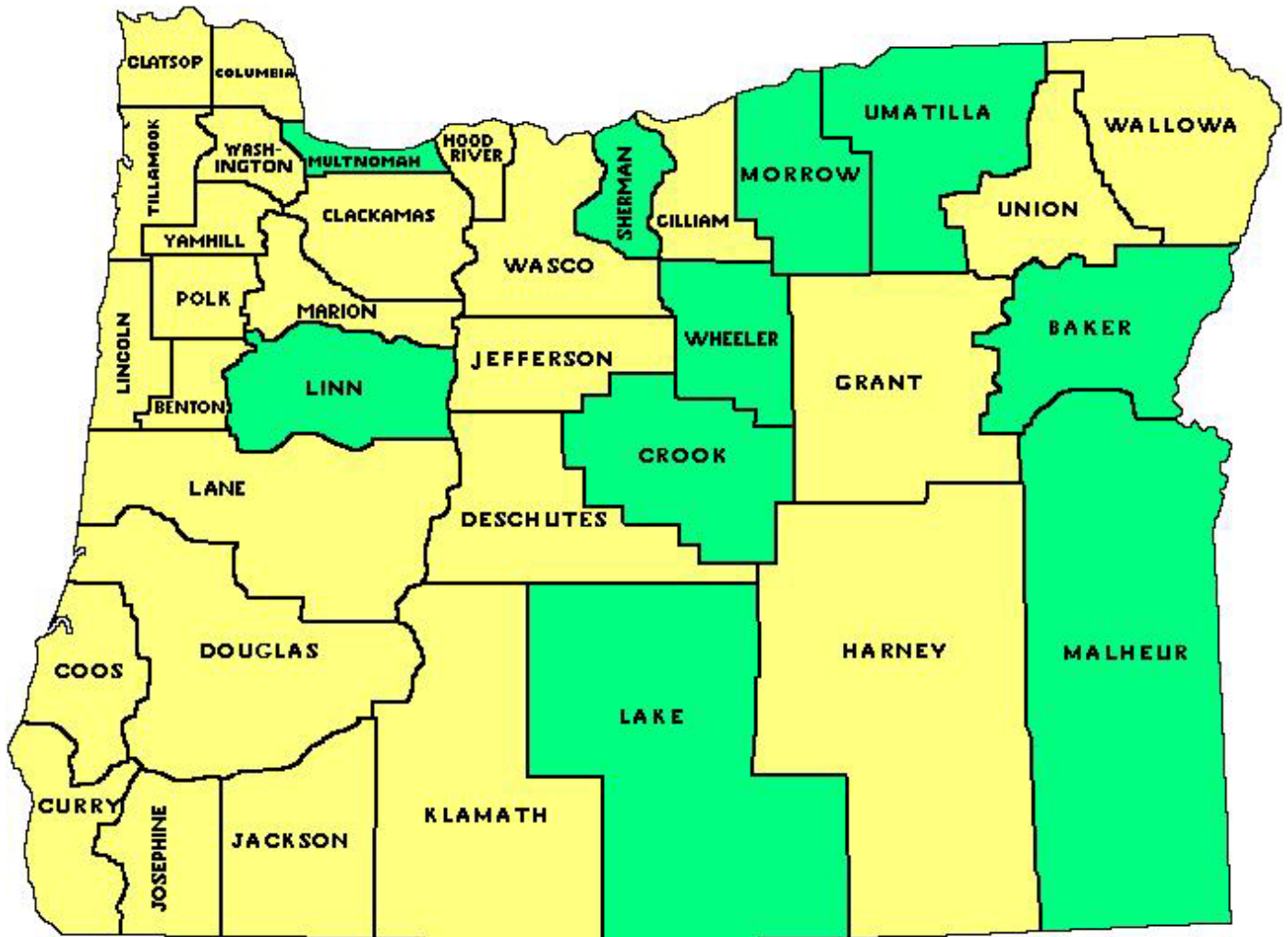
COUNTY	TOTAL	Heroin	Cocaine	Other Narcotic	NARCOTIC TOTAL	Marij Over Oz	Marij Under Oz	Hashish	MARIJ TOTAL	SYNTHETIC NARCOTIC	OTHER DANGER DRUGS
BAKER	105	1	1	11	13	13	49	0	62	0	30
BENTON	368	9	14	11	34	56	164	4	224	0	110
CLACKAMAS	958	2	8	595	605	18	189	0	207	11	135
CLATSOP	312	8	6	67	81	11	189	0	200	13	18
COLUMBIA	283	0	4	8	12	9	163	0	172	6	93
COOS	341	2	0	3	5	14	194	0	208	52	76
CROOK	72	0	0	5	5	5	37	1	43	8	16
CURRY	159	0	2	4	6	8	87	0	95	5	53
DESCHUTES	911	2	8	78	88	46	374	0	420	121	282
DOUGLAS	1,174	0	14	48	62	23	703	4	730	148	234
GILLIAM	70	0	5	0	5	7	32	0	39	0	26
GRANT	38	0	0	3	3	4	25	0	29	2	4
HARNEY	20	0	0	2	2	3	7	0	10	2	6
HOOD RIVER	163	1	11	12	24	19	73	2	94	32	13
JACKSON	2,059	26	72	21	119	123	878	6	1,007	10	923
JEFFERSON	95	0	2	20	22	6	27	0	33	2	38
JOSEPHINE	620	3	5	28	36	46	224	0	270	10	304
KLAMATH	500	2	3	8	13	51	57	0	108	179	200
LAKE	9	0	0	0	0	4	4	0	8	0	1
LANE	3,508	205	38	25	268	181	1,507	14	1,702	29	1,509
LINCOLN	168	0	5	39	44	40	22	0	62	1	61
LINN	445	3	1	16	20	33	186	0	219	59	147
MALHEUR	217	0	0	5	5	12	114	0	126	27	59
MARION	2,622	413	823	667	1,903	38	212	2	252	1	466
MORROW	39	0	4	0	4	6	16	0	22	8	5
MULTNOMAH	6,751	935	2,398	69	3,402	219	1,157	11	1,387	218	1,744
POLK	572	139	290	119	548	2	14	0	16	0	8
SHERMAN	18	0	0	0	0	7	8	0	15	2	1
TILLAMOOK	122	0	2	0	2	11	78	0	89	0	31
UMATILLA	817	9	8	35	52	42	248	0	290	65	410
UNION	329	1	7	0	8	14	188	2	204	0	117
WALLOWA	80	0	0	1	1	14	57	0	71	0	8
WASCO	238	0	1	35	36	22	96	0	118	8	76
WASHINGTON	1,212	21	50	30	101	73	391	2	466	40	605
WHEELER	3	0	0	0	0	0	3	0	3	0	0
YAMHILL	648	17	47	8	72	0	290	0	290	5	281
<b>TOTAL ARRESTS</b>	<b>26,046</b>	<b>1,799</b>	<b>3,829</b>	<b>1,973</b>	<b>7,601</b>	<b>1,180</b>	<b>8,063</b>	<b>48</b>	<b>9,291</b>	<b>1,064</b>	<b>8,090</b>

# OREGON COUNTY MAP

## Drug Law Violations, 2004

Increase

Decrease



**DRUG OFFENSES by COUNTY 2000 through 2004**

	<b>2000</b>	<b>2001</b>	<b>2002</b>	<b>2003</b>	<b>2004</b>
<b>BAKER</b>	86	114	123	122	104
<b>BENTON</b>	415	330	338	475	483
<b>CLACKAMAS</b>	1,098	1,109	1,175	1,015	1,065
<b>CLATSOP</b>	264	228	310	277	374
<b>COLUMBIA</b>	200	221	331	371	480
<b>COOS</b>	248	255	262	289	292
<b>CROOK</b>	75	124	79	158	136
<b>CURRY</b>	124	122	161	84	137
<b>DESCHUTES</b>	681	808	739	827	1,095
<b>DOUGLAS</b>	888	1,117	1,134	1,049	1,234
<b>GILLIAM</b>	22	46	42	48	91
<b>GRANT</b>	16	37	43	29	45
<b>HARNEY</b>	16	35	29	29	35
<b>HOOD RIVER</b>	130	138	113	148	187
<b>JACKSON</b>	1,603	1,729	2,128	2,225	2,297
<b>JEFFERSON</b>	135	132	134	129	149
<b>JOSEPHINE</b>	591	868	1,005	923	926
<b>KLAMATH</b>	430	454	444	419	537
<b>LAKE</b>	36	27	13	33	25
<b>LANE</b>	3,093	2,984	3,166	3,484	3,514
<b>LINCOLN</b>	161	217	170	209	248
<b>LINN</b>	625	573	505	586	582
<b>MALHEUR</b>	185	278	205	275	265
<b>MARION</b>	1,862	1,741	1,799	2,121	2,631
<b>MORROW</b>	57	65	77	63	44
<b>MULTNOMAH</b>	7,526	6,447	5,870	5,408	5,383
<b>POLK</b>	377	469	403	319	366
<b>SHERMAN</b>	11	32	15	22	21
<b>TILLAMOOK</b>	160	147	175	123	172
<b>UMATILLA</b>	306	418	497	465	448
<b>UNION</b>	174	186	213	216	278
<b>WALLOWA</b>	15	23	30	55	65
<b>WASCO</b>	192	183	210	182	190
<b>WASHINGTON</b>	1,473	1,320	1,600	1,682	1,695
<b>WHEELER</b>	5	10	9	8	6
<b>YAMHILL</b>	292	354	447	557	730
<b>TOTAL</b>	<b>23,572</b>	<b>23,341</b>	<b>23,994</b>	<b>24,425</b>	<b>26,330</b>

**D. U. I. I. OFFENSES BY COUNTY FOR YEARS 2000 through 2004**

<b>COUNTY</b>	<b>2000</b>	<b>2001</b>	<b>2002</b>	<b>2003</b>	<b>2004</b>
Baker	143	108	137	144	102
Benton	329	348	382	453	683
Clackamas	2,229	3,324	3,964	3,613	3,408
Clatsop	452	510	498	430	453
Columbia	331	359	378	322	264
Coos	591	477	637	611	528
Crook	223	210	175	247	201
Curry	255	227	227	153	166
Deschutes	1,068	977	1,116	993	1,037
Douglas	995	1,013	934	881	781
Gilliam	39	25	37	29	21
Grant	49	56	56	45	63
Harney	121	58	58	48	61
Hood River	282	320	314	267	196
Jackson	1,622	1,763	1,799	1,633	1,434
Jefferson	239	231	225	155	153
Josephine	797	774	785	697	604
Klamath	667	614	621	478	492
Lake	66	66	47	58	60
Lane	2,071	2,180	2,149	2,358	2,464
Lincoln	489	488	433	494	402
Linn	1,019	836	798	613	625
Malheur	269	198	212	272	213
Marion	1,921	1,624	1,657	1,496	1,618
Morrow	74	111	122	107	80
Multnomah	3,897	3,289	2,466	3,670	4,171
Polk	431	449	535	377	504
Sherman	27	29	25	23	21
Tillamook	194	150	172	133	152
Umatilla	878	860	874	820	723
Union	178	213	233	206	226
Wallowa	22	32	35	52	58
Wasco	315	309	275	204	156
Washington	2,406	2,387	2,403	2,252	2,624
Wheeler	8	7	13	18	11
Yamhill	652	601	550	597	797
<b>TOTAL</b>	<b>25,349</b>	<b>25,223</b>	<b>25,342</b>	<b>24,949</b>	<b>25,552</b>

**STATEWIDE D. U. I. I. OFFENSES DISTRIBUTED BY COUNTY and MAJOR POPULATION CENTER 2004**

	County Population	No. DUII Offenses	Rate per 10,000	St. Police Offenses	Sheriff Offenses	Major City	City Population	D. U. I. I. Offenses
BAKER	16,550	102	61.6	49	19	Baker City	9,900	34
BENTON	81,750	683	83.5	18	181	Corvallis	52,590	458
CLACKAMAS	356,250	3,408	95.7	348	2,141	Lake Oswego	35,930	196
CLATSOP	36,400	453	124.5	82	69	Astoria	9,880	169
COLUMBIA	45,650	264	57.8	71	40	St. Helens	11,370	71
COOS	62,700	528	84.2	161	54	Coos Bay	15,700	63
CROOK	20,650	201	97.3	34	55	Prineville	8,640	112
CURRY	21,150	166	78.5	31	111	Brookings	6,050	14
DESCHUTES	135,450	1,037	76.6	177	309	Bend	65,210	357
DOUGLAS	102,350	781	76.3	144	333	Roseburg	20,530	151
GILLIAM	1,900	21	110.5	9	12	Condon	770	0
GRANT	7,750	63	81.3	27	19	John Day	1,840	16
HARNEY	7,650	61	79.7	15	15	Burns	3,020	16
HOOD RIVER	21,050	196	93.1	22	110	Hood River	6,230	64
JACKSON	191,200	1,434	75.0	219	240	Medford	69,220	403
JEFFERSON	20,250	153	75.6	34	39	Madras	5,430	70
JOSEPHINE	78,600	604	76.8	205	225	Grants Pass	24,790	174
KLAMATH	64,800	492	75.9	182	89	Klamath Falls	20,220	221
LAKE	7,500	60	80.0	8	36	Lakeview	2,480	16
LANE	333,350	2,464	73.9	527	392	Eugene	144,640	703
						Springfield	55,350	386
LINCOLN	44,400	402	90.5	78	87	Lincoln City	7,470	98
						Newport	9,760	113
LINN	106,350	625	58.8	168	136	Albany	44,030	247
MALHEUR	31,850	213	66.9	97	38	Ontario	11,200	53
MARION	298,450	1,618	54.2	572	112	Salem	123,890	497
MORROW	11,750	80	68.1	1	28	Boardman	3,120	51
MULTNOMAH	685,950	4,171	60.8	236	403	Gresham	94,250	433
						Portland	550,560	2,993
POLK	64,950	504	77.6	28	168	Dallas	13,500	66
SHERMAN	1,900	21	110.5	12	9			
TILLAMOOK	24,950	152	60.9	24	89	Tillamook	4,350	25
UMATILLA	72,250	723	100.1	172	8	Pendleton	16,850	173
UNION	24,850	226	90.9	103	44	La Grande	12,510	72
WALLOWA	7,150	58	81.1	25	16	Enterprise	1,940	17
WASCO	23,900	156	65.3	32	30	The Dalles	12,410	94
WASHINGTON	480,200	2,624	54.6	110	1,007	Beaverton	79,350	525
						Hillsboro	79,940	399
						Tigard	44,650	173
WHEELER	1,550	11	71.0	1	10			
YAMHILL	89,200	797	89.3	120	96	McMinnville	29,200	155
STATEWIDE TOTALS	3,582,600	25,552	71.3	4,142	6,770	MAJOR CITY TOTAL	1,708,770	9,878



# OREGON COUNTY MAP

## D.U.I.I. Offenses, 2004

Increase

Decrease

