

REPORT OF CRIMINAL OFFENSES
MOTIVATED BY PREJUDICE
JANUARY through DECEMBER, 2004

This page is intentionally blank.

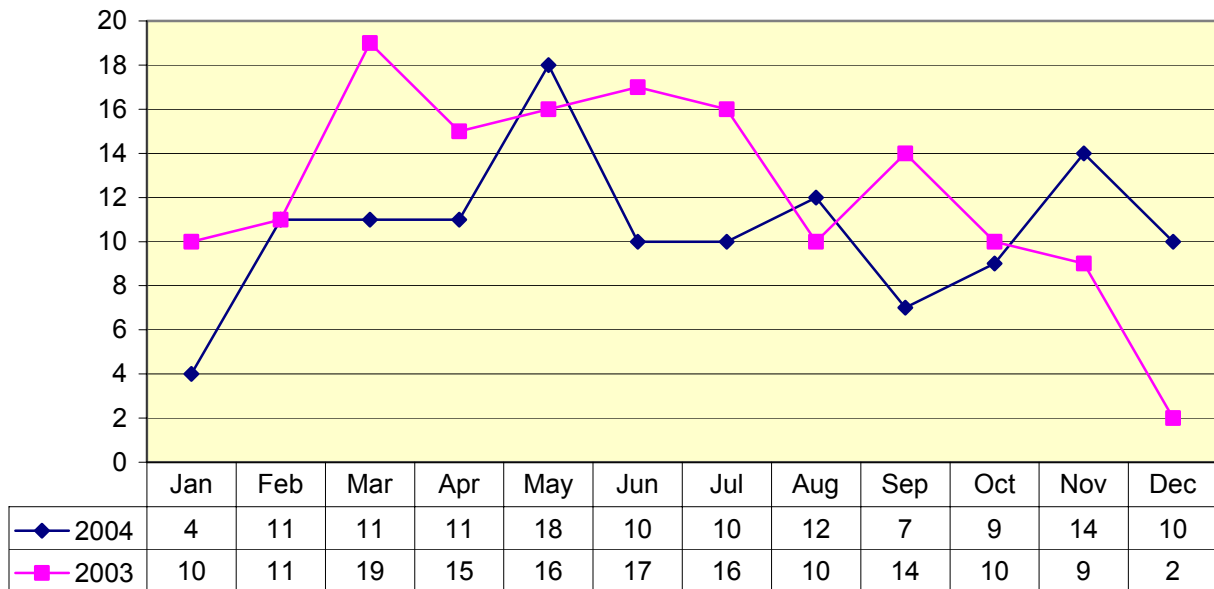
OREGON BIAS CRIME STATISTICS SUMMARY

January through December 2004

The 1989 Oregon Legislature passed Senate Bill 606, amending ORS 181.550, requiring law enforcement agencies to report crimes motivated by prejudice to the State Executive Department, Law Enforcement Data System (LEDS). Law Enforcement agencies report these Bias Crime incidents by sending a copy of the police report to LEDS. The 1995 legislature passed Senate Bill 1044 which moved the Law Enforcement Data System from the Executive Department to the Department of Oregon State Police. This transfer included the Uniform Crime Reporting and Bias Crime Reporting Programs.

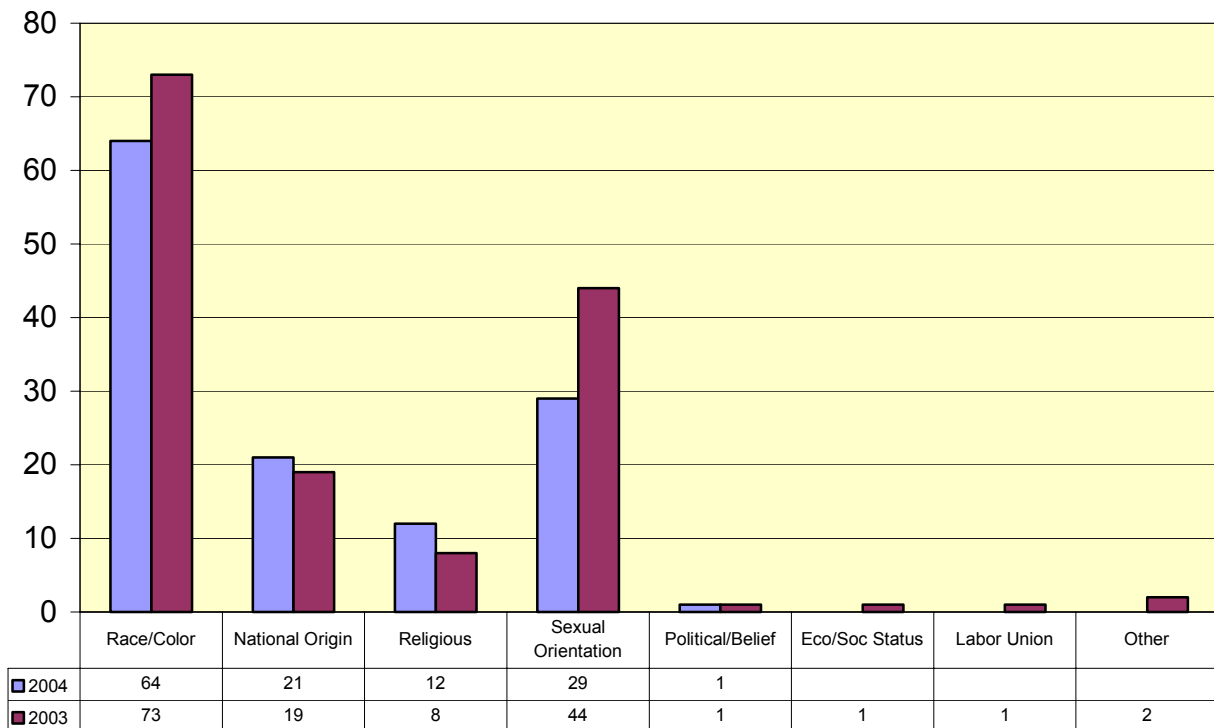
Bias Crime

Totals By Month Jan-Dec 2004 Compared to Jan-Dec 2003



By Type of Prejudice

Jan-Dec 2004 Compared to Jan-Dec 2003



A. Reported incidents by month:	January through December 2003	January through December 2004
January	10	4
February	11	11
March	19	11
April	15	11
May	16	18
June	17	10
July	16	10
August	10	12
September	14	7
October	10	9
November	9	14
December	2	10

TOTAL	149	127
--------------	------------	------------

B. Reported incidents by type of crime:

Aggravated Assault	23	8
Burglary-Larceny	2	2
Forcible Rape		
Intimidation	45	52
Motor Vehicle Theft	2	
Murder		
Robbery	5	3
Simple Assault	21	28
Vandalism	49	34
Other	2	

TOTAL	149	127
--------------	------------	------------

C. Reported incidents by type of prejudice:

Race/Color	73	64
National Origin	19	21
Religious	8	12
Sexual Orientation	44	29
Political/Beliefs	1	1
Labor Union	1	
Economic/Social Status	1	
Handicap	2	

TOTAL	149	127
--------------	------------	------------

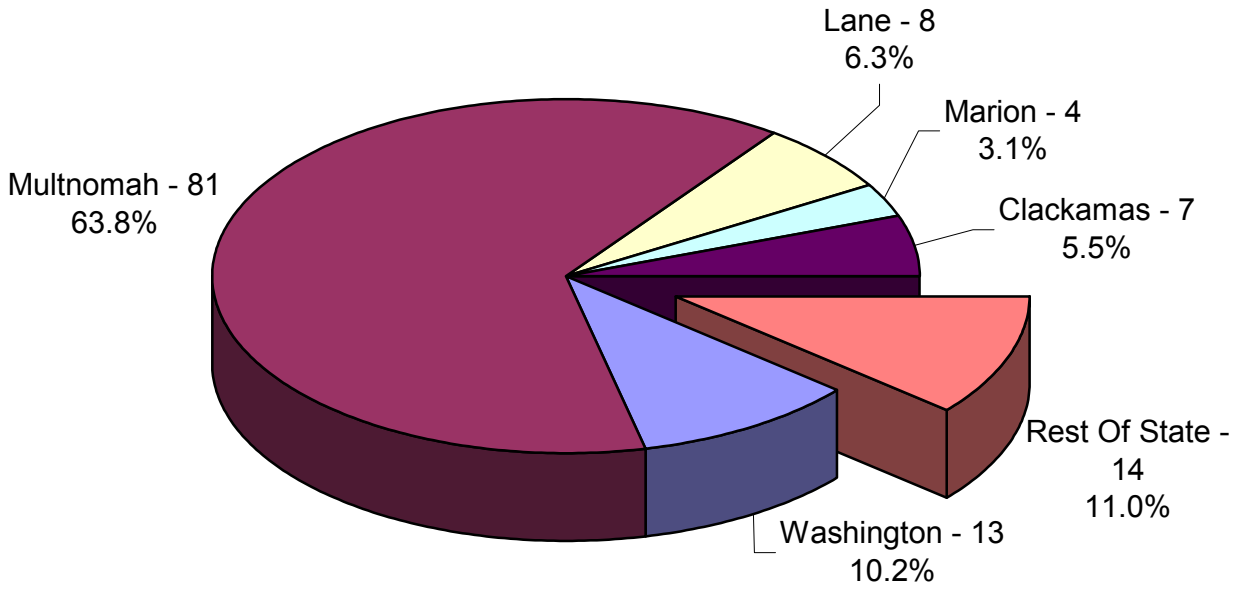
This page is intentionally blank.

D. Number and description of victims:	January through December 2003	January through December 2004
Arab Male	9	4
Arab Female	1	3
Asian Male	7	2
Asian Female	4	
Black Male	24	31
Black Female	12	13
Hispanic Male	11	15
Hispanic Female	3	3
Indian Male	1	
Indian Female	1	1
White Male	59	41
White Female	32	23
VICTIM TOTAL	164	136
Male Victim Total	111	93
Female Victim Total	53	43
E. Number and description of offenders:		
Arab Male		
Arab Female		
Asian Male	3	1
Asian Female		
Black Male	28	35
Black Female	3	6
Hispanic Male	10	9
Hispanic Female	1	
Indian Male		
Indian Female	1	
White Male	93	82
White Female	13	14
OFFENDER TOTAL	152	147
Male Offender Total	134	127
Female Offender Total	18	20

Crimes Motivated By Prejudice By County

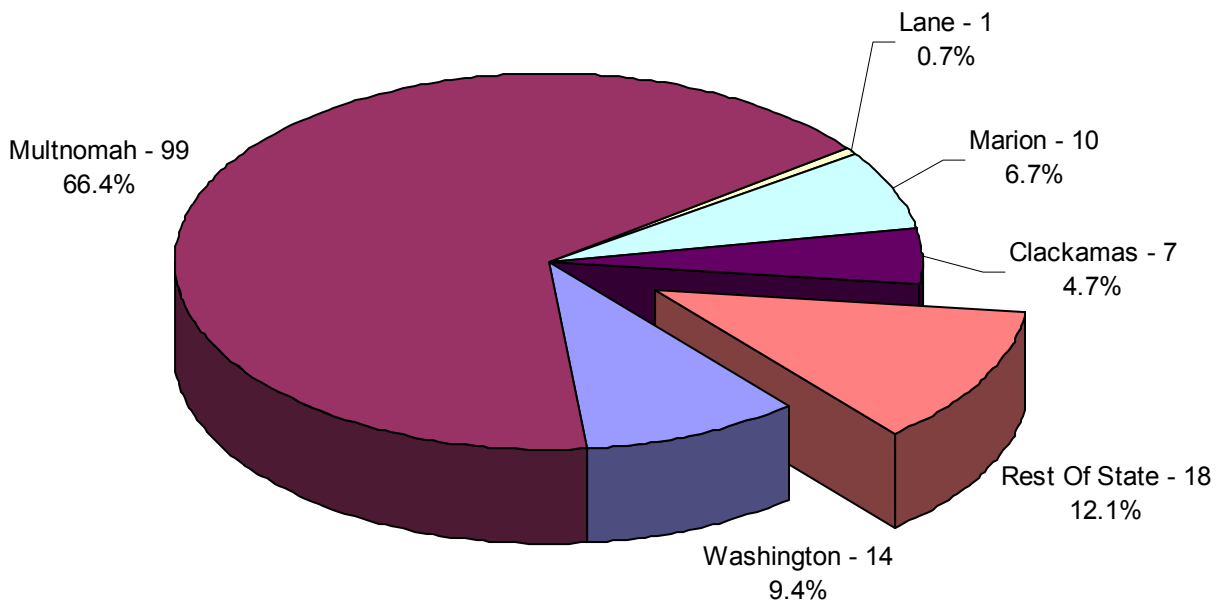
January through December 2004 and 2003

2004



2004 Total = 127

2003



2003 Total = 149

F. Reported incidents by county of occurrence

COUNTY	January through December 2003	January through December 2004	January through December 2004					
			Race	National Origin	Sexual Orientation	Religion	Other	
Baker								
Benton	2	5	3	2				
Clackamas	7	7	5	1	1			
Clatsop								
Columbia								
Coos	1							
Crook								
Curry								
Deschutes	9	6	3		2		1	
Douglas	1							
Gilliam								
Grant								
Harney								
Hood River								
Jackson								
Jefferson								
Josephine								
Klamath								
Lake								
Lane	1	8	6		1		1	
Lincoln	1							
Linn	1							
Malheur		1	1					
Marion	10	4	1		1		2	
Morrow								
Multnomah	99	81	34	18	23		5	1
Polk								
Sherman								
Tillamook								
Umatilla								
Union	1							
Wallowa								
Wasco								
Washington	14	13	9		1		3	
Wheeler								
Yamhill	2	2	2					
TOTAL	149	127	64	21	29		12	1