

STATE OF OREGON
REPORT OF
CRIMINAL OFFENSES and ARRESTS
2004

This report was prepared from information provided through the Oregon Uniform Crime Reporting program by Oregon Law Enforcement Agencies for 2004.

Note regarding missing data:

Law enforcement agencies throughout the State have made every effort to report their crime data as accurately as possible. However, some tables in this report will contain footnotes regarding data which was not reported or not available for various reasons.

Questions or concerns regarding any portion of this report or the Oregon Uniform Crime Reporting Program may be addressed by contacting:

Jeffrey D. Bock, Manager
Oregon Uniform Crime Reporting
Law Enforcement Data System
P.O. Box 14360
Salem, Oregon 97309-5074
(503) 378-3055 ext. 55002

APRIL 2006

TABLE OF CONTENTS

	Page
INTRODUCTION	vii
SECTION - 1 STATEWIDE SUMMARY	1-1
Summary	1-3
2004 Criminal Offenses by Population Center	1-5
Chart - Total Reported Offenses - January through December 2004	1-6
Reported Offenses	1-7
Map - Oregon County Map	1-8
County Five Year Profile of Total Crimes	1-9
Chart - Total Reported Arrests - January through December 2004	1-10
Reported Arrests	1-11
Index Crime Offenses	1-12
Chart - Total Reported Index Crime Offenses	1-12
Index Crime Arrests.....	1-13
Chart - Total Reported Index Crime Arrests	1-13
Map - Oregon County Map	1-14
County Five Year Profile of Index Crime	1-15
Statewide Offenses by Day of Week, 2004	1-16
Statewide Offenses by Month, 2004	1-17
Statewide Offenses by Type of Location, 2004	1-18
Statewide Offenses by Time of Occurrence, 2004	1-19
Ten Year Crime Rates by Crime Category	1-20

Report of Criminal Offenses Motivated by Prejudice
January through December 2004 1-21

 Oregon Bias Crime Statistics Summary
January through December 2004 1-23

 Chart - Bias Crime Total by Month January through December 2004
Compared to January through December 2003 1-24

 Chart - Bias Crime by Type of Prejudice January through December 2004
Compared to January through December 2003 1-24

 Reported Incidents by Month 1-25

 Reported Incidents by Type of Crime 1-25

 Reported Incidents by Type of Prejudice 1-25

 Number and Description of Victims 1-27

 Number and Description of Offenders 1-27

 Chart - Crimes Motivated by Prejudice by County
January through December 2003 and 2004 1-28

 Reported Incidents by County of Occurrence 1-29

Domestic Disturbance Reporting January through December 2004 has moved to **Section 10** at the end of this report.

SECTION - 2 STATEWIDE CRIMES AGAINST PERSONS

OFFENSE and ARREST PROFILE 2-1

 Oregon Crime Clock 2-3

 Chart - Statewide Crimes Against Persons, 2004 2-4

 Statewide Crimes Against Persons, 2004
Offenses, Arrests and Property Loss by Crime 2-5

 Map - Oregon County Map 2-6

 County Five Year Profile of Crimes Against Persons 2-7

 Statewide Ten Year Offense, Population and Rate Profile 2-8

	Page
Statewide Five Year Offenses by Force Element	2-9
Statewide Homicide Victims by Sex, Race and Weapon	2-10
Statewide Negligent Homicide by Type	2-10
Homicides - State of Oregon by County	2-11
Other Sex Crimes by Type and Victim 2003 & 2004	2-12
SECTION - 3 STATEWIDE CRIMES AGAINST PROPERTY OFFENSE and ARREST PROFILE	3-1
Oregon Crime Clock.....	3-3
Chart - Statewide Crimes Against Property, 2004	3-4
Statewide Crimes Against Property, 2004 Offense, Arrests and Property Loss by Crime	3-5
County Five Year Profile of Crimes Against Property	3-6
Statewide Ten Year Offense, Population and Rate Profile	3-7
SECTION - 4 STATEWIDE BEHAVIORAL CRIMES OFFENSE and ARREST PROFILE	4-1
Oregon Crime Clock	4-3
Chart - Statewide Behavioral Crimes, 2004	4-4
Statewide Behavioral Crimes, 2004 Offenses, Arrests and Property Loss by Crime	4-5
Map - Oregon County Map	4-6
County Five Year Profile of Behavioral Crimes	4-7
Statewide Ten Year Offense, Population and Rate Profile	4-8
Statewide Drug Law Offenses by Type of Drug and Activity, 2004	4-9
Statewide Drug Law Arrests by Type of Drug and Activity, 2004	4-9

	Page
Drug Offenses by County and Type, 2004	4-10
Drug Arrests by County and Type, 2004	4-11
Map - Oregon County Map	4-12
Drug Offenses by County 2000 through 2004	4-13
D. U. I. I. Offenses by County 2000 through 2004	4-14
D. U. I. I. Offenses Distributed by County and Major Population Center, 2004 ...	4-15
 SECTION - 5 STATEWIDE REGULATORY OFFENSES	
TRAFFIC CRIME, FISH & GAME, and MARINE VIOLATIONS	5-1
Statewide Offense and Arrest Summary	5-3
Map - Oregon County Map	5-4
Traffic Crime Offenses by County, 2004	5-5
Fish & Game Offenses by County, 2004	5-6
Marine Violation Offenses by County, 2004	5-7
 SECTION - 6 STATEWIDE ARREST INFORMATION	
Number of Arrests by Age - State of Oregon, 2004	6-3
Number of Male Arrests by Age - State of Oregon, 2004	6-4
Number of Female Arrests by Age - State of Oregon, 2004	6-5
Number of Arrests by Race - State of Oregon, 2004	6-7
Map - Oregon County Map	6-8
State of Oregon Arrests by Race & County, 2004	6-9
Total Arrests for Crimes Against Persons by Race & County, 2004	6-10
Total Arrests for Crimes Against Property by Race & County, 2004	6-11
Total Arrests for Behavioral Crimes by Race & County, 2004	6-12

	Page
SECTION - 7 STATEWIDE LAW ENFORCEMENT EMPLOYEES and OFFICER ASSAULTED INFORMATION	7-1
Law Enforcement Employees - Statewide, 2004	7-3
Law Enforcement Employees - History	7-3
Law Enforcement Employees by Department with Officer Assault, 2004	7-4
Statewide Officer Assault, 2004	7-9
 SECTION - 8 AGENCY SUMMARY and DETAIL TABLES	 8-1
 SECTION - 9 ABBREVIATED CRIME REPORTING DEFINITIONS	 9-1
Crimes Against Persons	9-3
Crimes Against Property	9-4
Behavioral Crimes	9-5
 SECTION - 10 DOMESTIC DISTURBANCE REPORTING JAN - DEC 2004	 10-1
Domestic Disturbance Reporting Summary January through December 2004	10-3
Oregon Domestic Disturbance Reported Incidents by County and Type	10-4

This page is intentionally blank.

INTRODUCTION

The Oregon Uniform Crime Reporting (OUCR) program presents information in offense and arrest groupings of **Crimes Against Persons**, **Crimes Against Property** and **Behavioral Crimes**.

The offense groups are described below.

Crimes Against Persons: Criminal offenses where the victim is present and the act is violent, threatening or has the potential of being physically harmful.

Willful Murder	Kidnapping
Negligent Homicide	Robbery
Rape	Aggravated Assault
Other Sex Crimes	Simple Assault

Crimes Against Property: Criminal offenses that involve taking something of value by theft, deception or the destruction of property.

Burglary	Fraud
Larceny	Embezzlement
Motor Vehicle Theft	Stolen Property (Buy, Sell, Possess)
Arson	Vandalism
Forgery/Counterfeit	

Behavioral Crimes: Crimes that represent society's prohibitions on engaging in certain types of activity, such as criminal offenses that violate laws relating to personal conduct, responsibility and public order. Although not necessarily violent or property offenses in themselves, they may often contribute to other criminal acts.

Weapons Regulation Laws	Liquor Laws
Prostitution	Disorderly Conduct
Drug Laws	All Other Offenses (Except Traffic)
Gambling	Curfew
Offenses Against Family	Runaway Juveniles
D. U. I. I.	

Traffic Crime, Fish & Game, and Marine Violations: These three areas will be shown separately and are not included in crime totals listed above.

This page is intentionally blank.

SECTION 1
STATEWIDE SUMMARY

This section presents an overview of Statewide Statistics relating to criminal Offenses and Arrests for 2004.

This page is intentionally blank.

SUMMARY

CRIME IN OREGON

Crime in Oregon decreased 0.6% overall in 2004 when compared to 2003. Crime increased in 17 of the 36 counties in Oregon.

The counties of Clackamas, Lane, Marion, Multnomah and Washington represent 60.1% of the State's population. These 5 counties reported 59.3% of the total crime in Oregon and 61.5% of the total Crimes Against Persons. If these 5 counties are excluded, crime in the rest of the State actually increased overall by 3.1% in 2004.

OREGON POPULATION

Population estimates for Oregon are provided by the Population Research Center, College of Urban and Public Affairs, Portland State University. Total Oregon population for 2004 statistics is 3,582,600. Population in 2003 was 3,541,500. This is an overall increase in population of 1.2%.

CRIMES AGAINST PERSONS

Crimes Against Persons increased 0.5% from 2003 to 2004.

DECREASES REPORTED:

Kidnapping and Simple Assault.

INCREASES REPORTED:

Willful Murder (+26.9%), Negligent Homicide, Rape, Other Sex Offenses, Robbery and Aggravated Assault.

CRIMES AGAINST PROPERTY

Crimes Against Property decreased 3.2% from 2003 to 2004.

DECREASES REPORTED:

Larceny, Motor Vehicle Theft, Arson, Forger/Counterfeiting, Embezzlement and Vandalism.

INCREASES REPORTED:

Burglary, Fraud and Stolen Property (buy, sell, possess).

BEHAVIORAL CRIMES

Behavioral Crimes increased 2.9% from 2003 to 2004.

DECREASES REPORTED:

Gambling, Crimes Against Family and Runaway Juveniles.

INCREASES REPORTED:

Weapon Laws, Prostitution, Drug Laws, D.U.I.I., Liquor Laws, Disorderly Conduct, "All Other" and Curfew.

INDEX CRIME RATE

The Index Crime Rate for 2004 was 507.5 crimes per 10,000 population. This is a 3.5% decrease from the rate of 525.9 for 2003. These rates are based on estimated population of 3,541,500 for 2003 and 3,582,600 for 2004.

ARRESTS IN OREGON

Arrests = 181,878 (This excludes arrests for Traffic Crime, Fish & Game, or Marine)

The total number of arrests increased 10.6% in 2004.

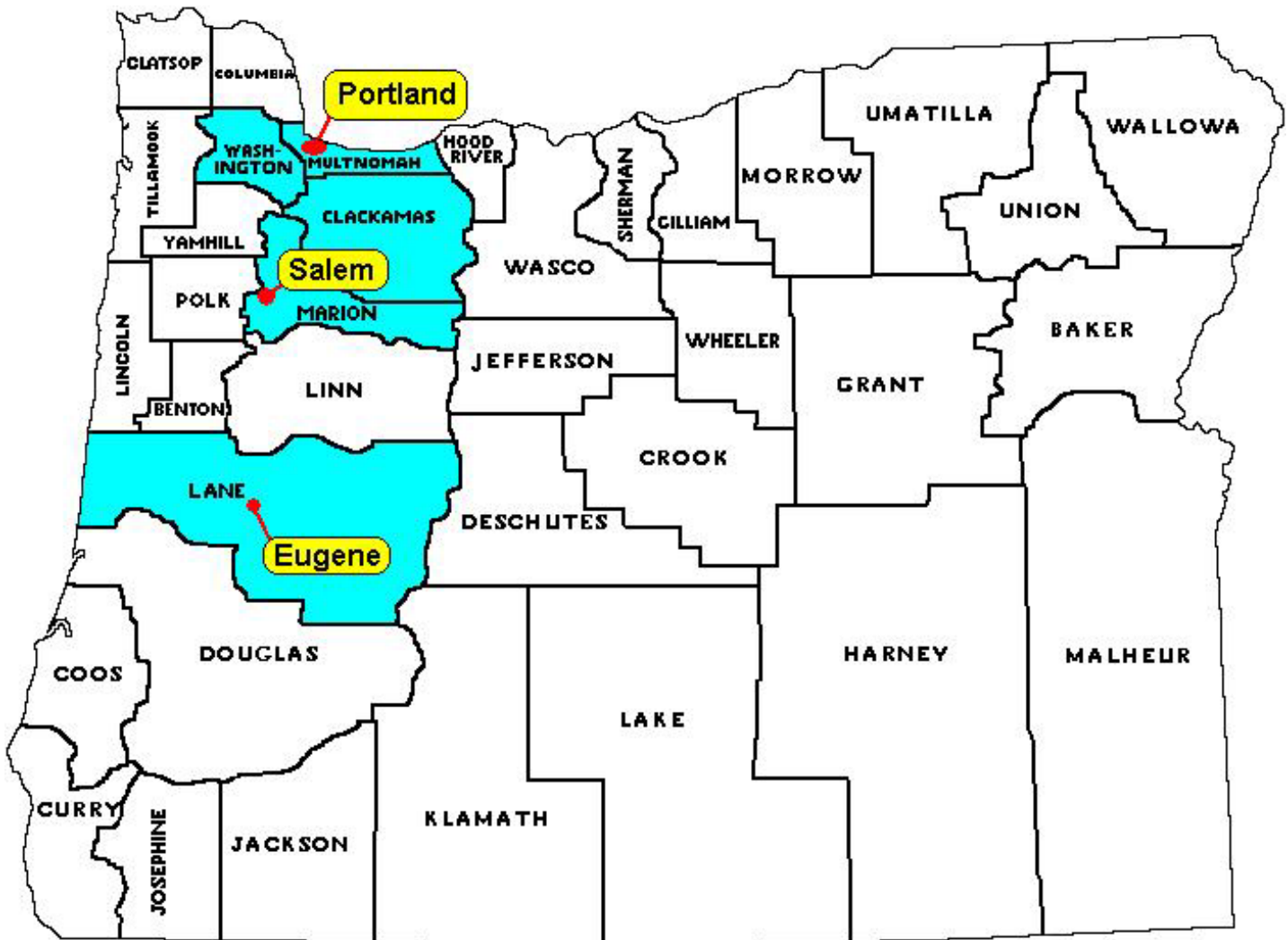
Arrests of Adults (persons 18 years and older) increased 13.0%.

Arrests of Juveniles (persons 17 years and younger) increased 1.5%.

2004 CRIMINAL OFFENSES by POPULATION CENTER

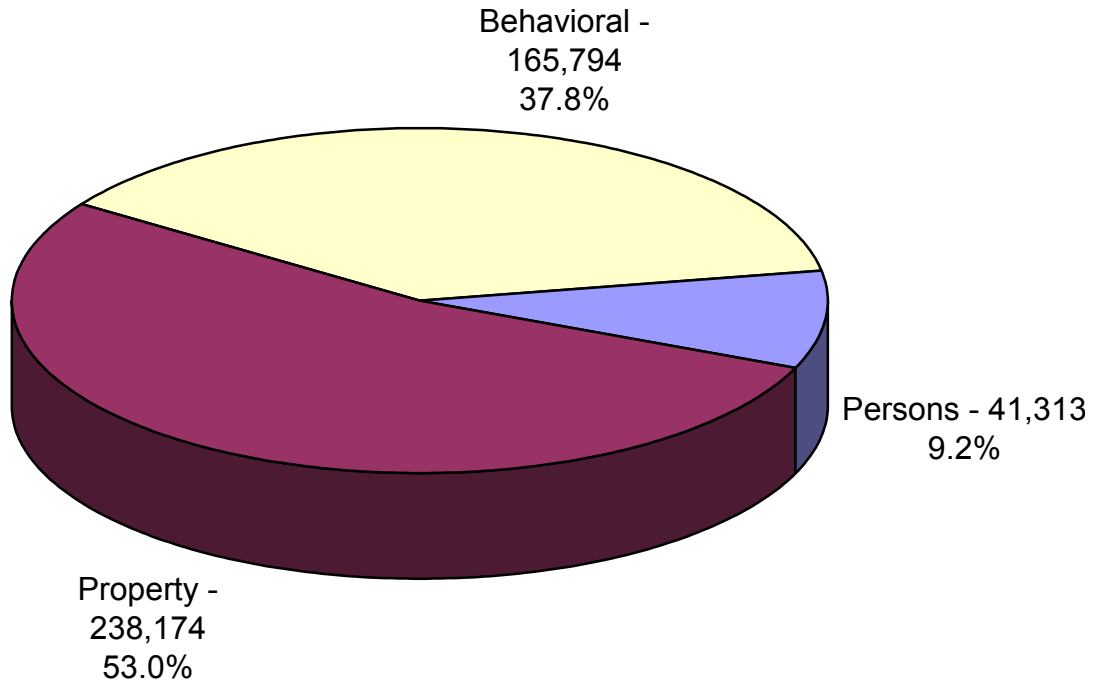
The cities of Portland, Salem and Eugene, combined have 23.4% of the Oregon population and reported 34.2% of the Crimes Against Persons, 33.7% of the Crimes Against Property, 25.3% of Behavioral Crimes and 30.6% of the Crime Total.

Multnomah, Clackamas, Washington, Marion and Lane Counties contain 60.1% of the State's population and reported 59.2% of the Crime Total.



TOTAL REPORTED OFFENSES

January through December 2004



Total Offenses = 449,281

REPORTED OFFENSES					
	PERCENT			RATE PER 10,000	
	2003	2004	CHANGE	2003	2004
CRIMES AGAINST PERSONS					
Willful Murder *	78	99	26.9%	0.2	0.3
Negligent Homicide (1)	5	13	160.0%	0.0	0.0
Forcible Rape *	1,286	1,344	4.5%	3.6	3.8
Other Sex Offenses	5,867	6,267	6.8%	16.6	17.5
Kidnapping	691	676	-2.2%	2.0	1.9
Robbery *	2,891	2,802	-3.1%	8.2	7.8
Aggravated Assault *	6,620	6,665	0.7%	18.7	18.6
Simple Assault	23,677	23,447	-1.0%	66.9	65.4
TOTAL	41,115	41,313	0.5%	116.1	115.3
CRIMES AGAINST PROPERTY					
Burglary *	29,261	30,501	4.2%	82.6	85.1
Larceny *	125,055	119,903	-4.1%	353.1	334.7
Motor Vehicle Theft *	19,435	19,066	-1.9%	54.9	53.2
Arson *	1,609	1,436	-10.8%	4.5	4.0
Forgery/Counterfeiting	11,232	10,125	-9.9%	31.7	28.3
Fraud	13,812	15,339	11.1%	39.0	42.8
Embezzlement	587	555	-5.5%	1.7	1.5
Stolen Property	850	1,125	32.4%	2.4	3.1
Vandalism	44,170	40,124	-9.2%	124.7	112.0
TOTAL	246,011	238,174	-3.2%	694.7	664.8
BEHAVIORAL CRIMES					
Weapon Laws	3,474	3,774	8.6%	9.8	10.5
Prostitution	521	616	18.2%	1.5	1.7
Drug Laws	24,425	26,330	7.8%	69.0	73.5
Gambling	16	12	-25.0%	0.0	0.0
Crimes Against Family	3,123	2,431	-22.2%	8.8	6.8
D.U.I.I.	24,949	25,552	2.4%	70.4	71.3
Liquor Laws	13,789	14,073	2.1%	38.9	39.3
Disorderly Conduct	19,924	21,507	7.9%	56.3	60.0
All Other (Except Traffic)	60,782	61,218	0.7%	171.6	170.9
Curfew	3,016	3,445	14.2%	8.5	9.6
Runaway Juveniles	11,066	10,836	-2.1%	31.2	30.2
TOTAL	165,085	169,794	2.9%	466.1	473.9
GRAND TOTAL	452,211	449,281	-0.6%	1276.9	1254.1
* Index Total	186,235	181,816	-2.4%	525.9	507.5
Traffic Crime	29,738	31,856	7.1%	84.0	88.9
Fish & Game Violations	6,109	6,176	1.1%	17.2	17.2
Marine Violations	983	900	-8.4%	2.8	2.5

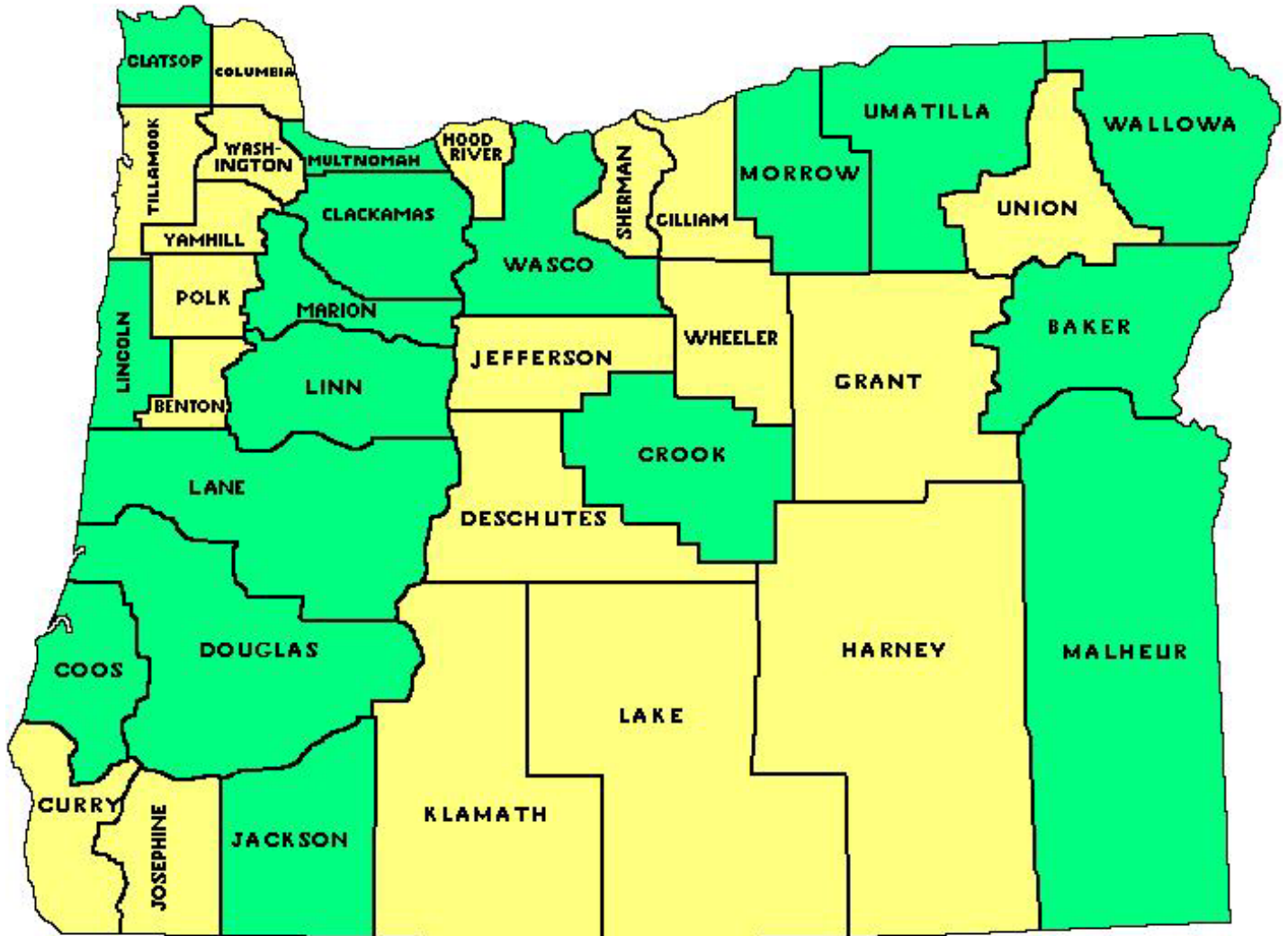
(1) Negligent Homicide offenses do not include vehicular deaths

OREGON COUNTY MAP

All Reported Crimes, 2004

Increase

Decrease

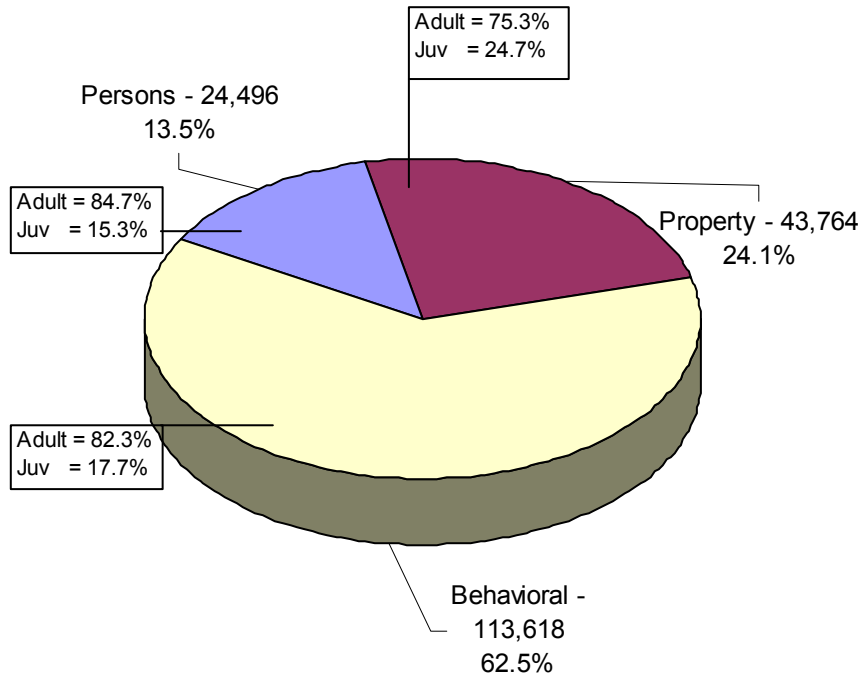


COUNTY FIVE YEAR PROFILE OF TOTAL CRIMES

	2000	2001	2002	2003	2004
BAKER	2,019	1,813	1,917	1,770	1,665
BENTON	9,352	8,927	8,643	9,445	10,242
CLACKAMAS	34,212	35,667	32,199	31,952	31,141
CLATSOP	6,623	6,292	6,675	6,955	6,752
COLUMBIA	4,449	4,933	4,935	4,859	5,037
COOS	6,440	8,027	8,289	8,820	7,796
CROOK	2,424	2,807	2,616	3,750	3,470
CURRY	1,528	1,378	1,665	1,504	1,689
DESCHUTES	14,050	15,363	15,294	14,758	15,311
DOUGLAS	11,820	12,208	11,746	11,835	11,761
GILLIAM	163	203	196	197	241
GRANT	442	695	637	561	759
HARNEY	681	676	587	498	632
HOOD RIVER	1,773	1,572	1,558	1,396	2,035
JACKSON	26,768	25,061	26,646	27,731	26,511
JEFFERSON	2,414	2,235	2,133	2,126	2,140
JOSEPHINE	8,623	8,717	8,384	8,488	8,524
KLAMATH	5,828	5,919	5,858	5,993	6,135
LAKE	561	530	295	549	759
LANE	44,460	42,871	41,163	42,282	41,833
LINCOLN	6,257	6,066	6,268	8,362	7,148
LINN	16,388	17,525	15,823	18,664	18,613
MALHEUR	4,584	4,577	4,611	4,991	4,508
MARION	43,677	45,599	47,922	51,638	44,258
MORROW	1,333	1,714	1,702	1,406	1,323
MULTNOMAH	108,845	108,742	102,130	108,950	108,465
POLK	8,127	8,586	8,968	7,410	9,574
SHERMAN	182	163	169	159	202
TILLAMOOK	2,696	2,470	2,880	2,623	3,387
UMATILLA	9,416	8,347	8,303	7,889	7,860
UNION	1,977	2,121	2,154	2,228	2,753
WALLOWA	283	627	620	583	518
WASCO	3,228	3,020	3,269	3,378	3,078
WASHINGTON	38,005	40,899	39,400	39,699	40,308
WHEELER	102	141	190	121	160
YAMHILL	9,641	9,394	9,636	8,641	12,693
TOTAL	439,371	445,885	435,481	452,211	449,281

TOTAL REPORTED ARRESTS

January through December 2004



TOTAL ARRESTS = 181,878

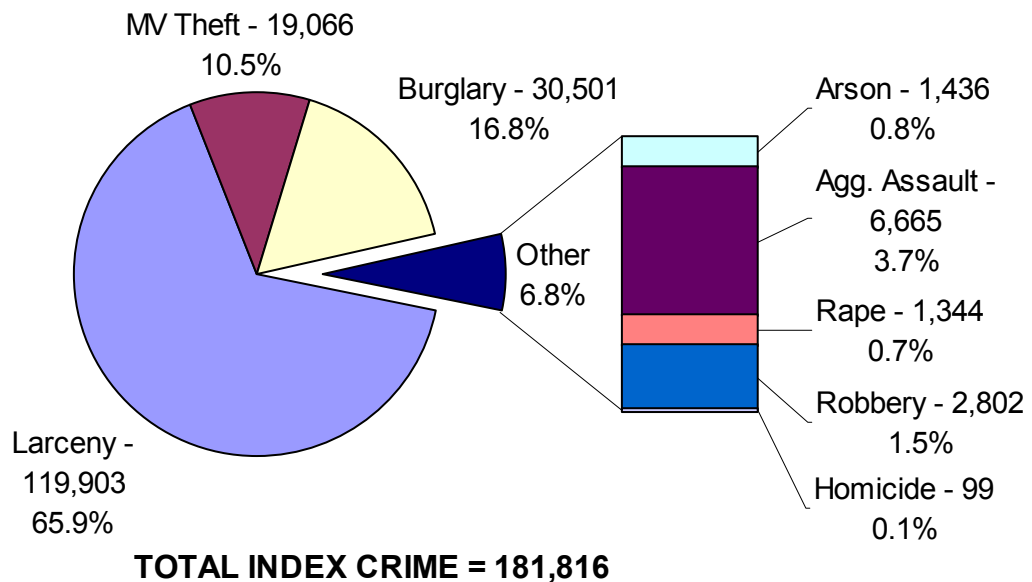
REPORTED ARRESTS							
	2003			2004			TOTAL
	ADULT	JUVENILE	TOTAL	ADULT	JUVENILE	TOTAL	PERCENT CHANGE
CRIMES AGAINST PERSONS							
Willful Murder *	100	3	103	111	21	132	28.2%
Negligent Homicide (1)	11	1	12	12		12	0.0%
Forcible Rape *	285	46	331	292	38	330	-0.3%
Other Sex Offenses	1,294	326	1,620	1,337	307	1,644	1.5%
Kidnapping	117	15	132	80	12	92	-30.3%
Robbery *	939	198	1,137	1,154	279	1,433	26.0%
Aggravated Assault *	1,987	453	2,440	2,788	584	3,372	38.2%
Simple Assault	13,103	2,452	15,555	14,977	2,504	17,481	12.4%
TOTAL	17,836	3,494	21,330	20,751	3,745	24,496	14.8%
CRIMES AGAINST PROPERTY							
Burglary *	2,429	1,135	3,564	2,843	1,134	3,977	11.6%
Larceny *	17,129	6,499	23,628	19,191	6,423	25,614	8.4%
Motor Vehicle Theft *	2,339	594	2,933	2,630	646	3,276	11.7%
Arson *	264	272	536	258	266	524	-2.2%
Forgery/Counterfeiting	2,419	140	2,559	2,480	120	2,600	1.6%
Fraud	1,619	108	1,727	1,932	132	2,064	19.5%
Embezzlement	67	3	70	99	7	106	51.4%
Stolen Property	512	83	595	507	106	613	3.0%
Vandalism	3,004	2,216	5,220	3,021	1,969	4,990	-4.4%
TOTAL	29,782	11,050	40,832	32,961	10,803	43,764	7.2%
BEHAVIORAL CRIMES							
Weapon Laws	1,933	268	2,201	2,358	325	2,683	21.9%
Prostitution	380	8	388	842	29	871	124.5%
Drug Laws	18,545	2,423	20,968	23,250	2,796	26,046	24.2%
Gambling	7	2	9	5		5	-44.4%
Crimes Against Family	1,104	22	1,126	996	16	1,012	-10.1%
D.U.I.I.	21,468	294	21,762	21,743	266	22,009	1.1%
Liquor Laws	13,414	4,753	18,167	14,162	5,043	19,205	5.7%
Disorderly Conduct	6,164	1,596	7,760	7,351	1,766	9,117	17.5%
All Other (Except Traffic)	19,639	5,163	24,802	22,803	4,408	27,211	9.7%
Curfew		2,429	2,429		2,807	2,807	15.6%
Runaway Juveniles		2,638	2,638		2,652	2,652	0.5%
TOTAL	82,654	19,596	102,250	93,510	20,108	113,618	11.1%
GRAND TOTAL	130,272	34,140	164,412	147,222	34,656	181,878	10.6%
* Index Total	25,472	9,200	34,672	29,267	9,391	38,658	11.5%
Traffic Crime	17,198	593	17,791	16,506	510	17,016	-4.4%
Fish & Game Violations	5,843	254	6,097	5,925	224	6,149	0.9%
Marine Violations	879	36	915	771	28	799	-12.7%

(1) Negligent Homicide arrests include both vehicular and non-vehicular circumstances.

INDEX CRIME OFFENSES

INDEX			PERCENT	RATE PER 1000	
	2003	2004	CHANGE	2003	2004
Willful Murder	78	99	26.9%	0.2	0.3
Forcible Rape	1,286	1,344	4.5%	3.6	3.8
Robbery	2,891	2,802	-3.1%	8.2	7.8
Aggravated Assault	6,620	6,665	0.7%	18.7	18.6
Total Violent Index	10,875	10,910	0.3%	30.7	30.5
Burglary	29,261	30,501	4.2%	82.6	85.1
Larceny	125,055	119,903	-4.1%	353.1	334.7
Motor Vehicle Theft	19,435	19,066	-1.9%	54.9	53.2
Arson	1,609	1,436	-10.8%	4.5	4.0
Total Property Index	175,360	170,906	-2.5%	495.2	477.0
INDEX TOTAL	186,235	181,816	-2.4%	525.9	507.5

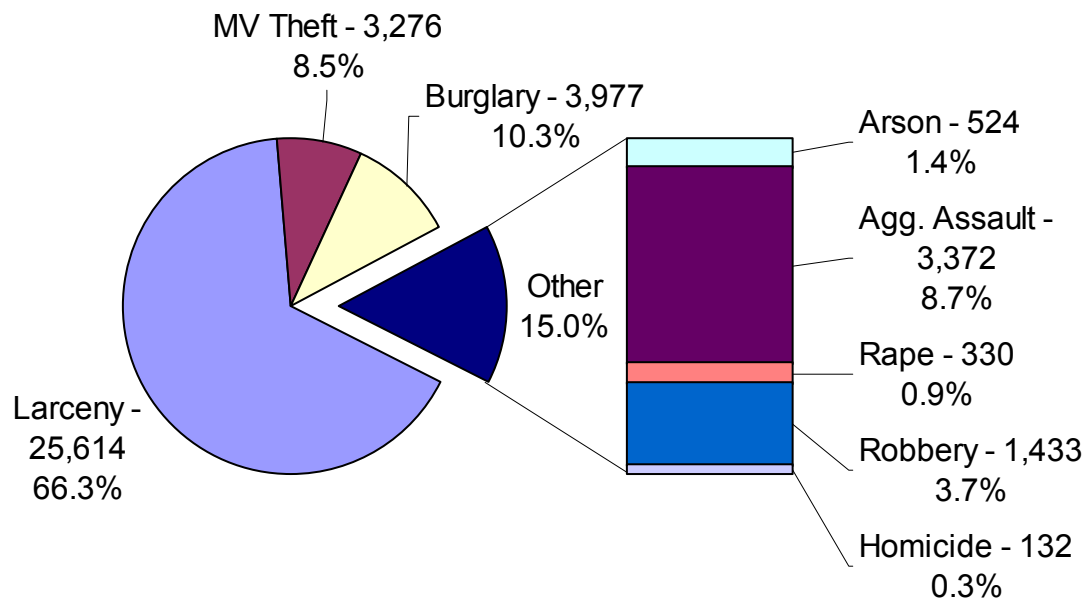
TOTAL REPORTED INDEX CRIME OFFENSES January through December 2004



INDEX CRIME ARRESTS

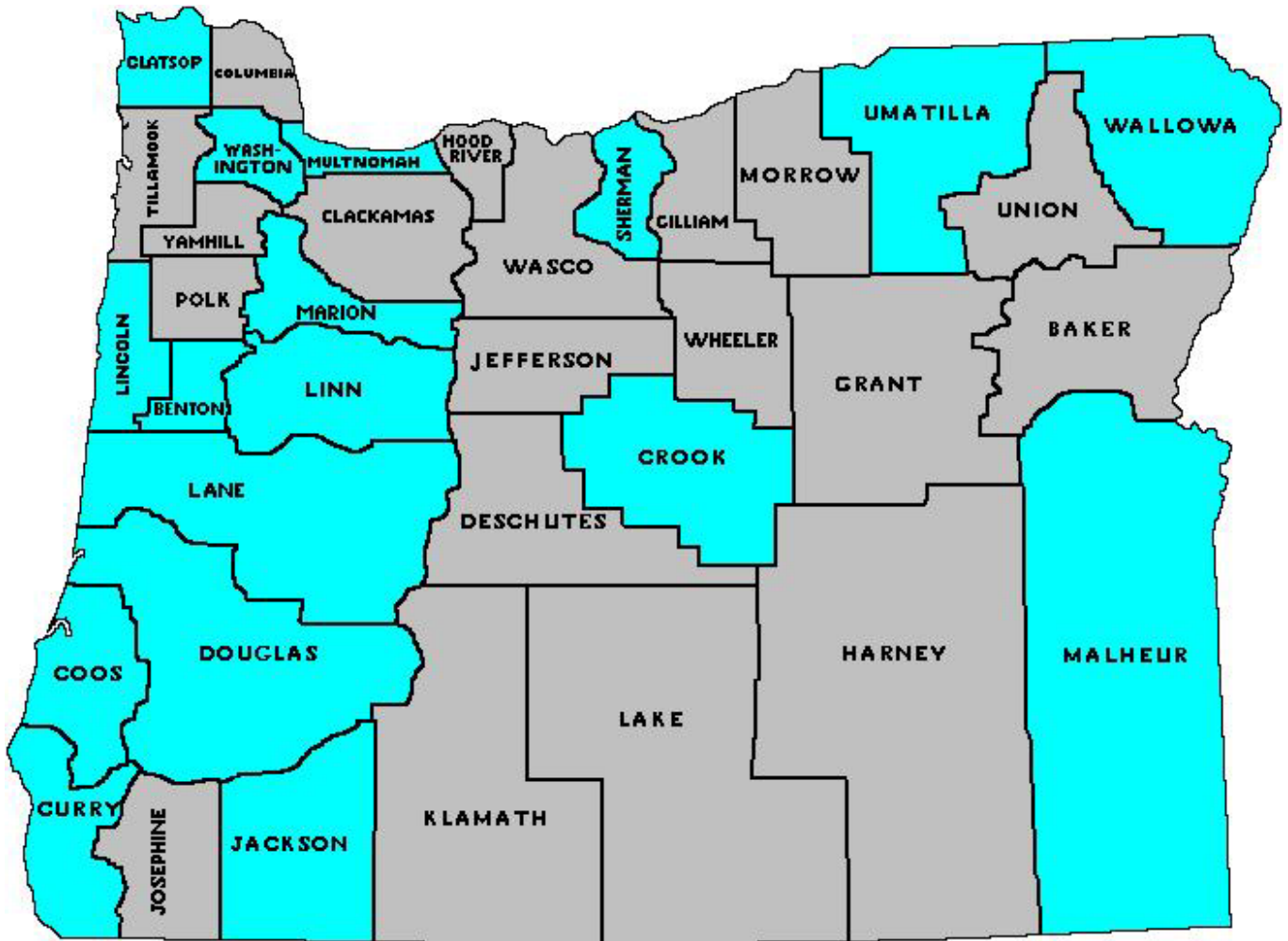
INDEX	2003			2004			PERCENT CHANGE
	ADULT	JUVENILE	TOTAL	ADULT	JUVENILE	TOTAL	
Willful Murder	100	3	103	111	21	132	28.2%
Forcible Rape	285	46	331	292	38	330	-0.3%
Robbery	939	198	1,137	1,154	279	1,433	26.0%
Aggravated Assault	1,987	453	2,440	2,788	584	3,372	38.2%
Total Violent Index	3,311	700	4,011	4,345	922	5,267	31.3%
Burglary	2,429	1,135	3,564	2,843	1,134	3,977	11.6%
Larceny	17,129	6,499	23,628	19,191	6,423	25,614	8.4%
Motor Vehicle Theft	2,339	594	2,933	2,630	646	3,276	11.7%
Arson	264	272	536	258	266	524	-2.2%
Total Property Index	22,161	8,500	30,661	24,922	8,469	33,391	8.9%
INDEX TOTAL	25,472	9,200	34,672	29,267	9,391	38,658	11.5%

TOTAL REPORTED INDEX CRIME ARRESTS January through December 2004



OREGON COUNTY MAP

Index Crimes, 2004



COUNTY FIVE YEAR PROFILE OF INDEX CRIMES

	2000	2001	2002	2003	2004
BAKER	633	519	532	470	500
BENTON	3,318	2,870	2,945	3,276	3,179
CLACKAMAS	15,243	17,107	14,407	14,789	14,790
CLATSOP	1,783	1,643	1,759	1,793	1,689
COLUMBIA	1,242	1,232	1,174	1,195	1,229
COOS	1,826	2,033	2,028	2,059	1,780
CROOK	543	744	711	934	871
CURRY	431	397	421	530	483
DESCHUTES	5,187	6,156	5,743	5,915	6,242
DOUGLAS	3,266	3,425	3,359	3,678	3,610
GILLIAM	26	21	25	30	33
GRANT	124	163	151	100	143
HARNEY	220	193	116	79	142
HOOD RIVER	563	433	466	404	480
JACKSON	8,332	7,793	9,054	9,316	8,991
JEFFERSON	635	630	606	642	661
JOSEPHINE	3,043	2,551	2,511	2,960	3,237
KLAMATH	2,022	1,925	1,964	2,108	2,157
LAKE	184	176	95	167	230
LANE	18,703	17,727	17,307	18,007	17,615
LINCOLN	2,360	2,289	2,211	3,441	2,769
LINN	5,486	6,582	5,518	7,776	7,468
MALHEUR	1,199	1,216	1,146	1,082	1,035
MARION	16,613	18,930	20,669	21,254	16,843
MORROW	379	572	470	366	414
MULTNOMAH	49,389	51,948	52,456	56,325	54,976
POLK	2,169	2,304	2,566	2,020	2,992
SHERMAN	59	41	43	42	37
TILLAMOOK	742	747	846	846	998
UMATILLA	2,701	2,387	2,562	2,604	2,475
UNION	529	584	562	579	759
WALLOWA	46	129	117	104	89
WASCO	940	969	1,043	1,111	1,140
WASHINGTON	15,455	18,467	18,284	18,168	17,899
WHEELER	21	32	23	19	29
YAMHILL	3,096	2,868	2,870	2,043	3,831
TOTAL	168,508	177,803	176,760	186,232	181,816

STATEWIDE OFFENSES by DAY OF WEEK, 2004

CLASSIFICATION OF OFFENSES	OFFENSE COUNT	SUNDAY	MONDAY	TUESDAY	WEDNESDAY	THURSDAY	FRIDAY	SATURDAY	UNKNOWN
PART 1 & PART 2									
HOMICIDE									
WILLFUL MURDER	85	11	12	10	14	10	12	16	-
AGGRAVATED MURDER	14	5	2	1	5	-	1	-	-
NEGL. NON-TRAFFIC	13	-	1	-	3	5	-	4	-
TOTAL	112	16	15	11	22	15	13	20	-
RAPE (FORCIBLE)									
FORCIBLE	1,197	140	131	149	114	168	131	182	182
ATTEMPT RAPE-FORCE	147	19	13	19	22	17	15	30	12
TOTAL	1,344	159	144	168	136	185	146	212	194
ROBBERY									
HIGHWAY	851	128	121	143	110	94	116	134	5
BUSINESS	855	102	106	115	100	123	159	146	4
SERVICE STATION	40	11	3	9	3	3	7	4	-
CONVENIENCE STORE	132	17	34	15	12	11	19	24	-
RESIDENCE	293	46	32	39	41	38	45	48	4
BANK	164	3	34	20	28	28	41	10	-
OTHER	467	71	50	74	65	55	79	67	6
TOTAL	2,802	378	380	415	359	352	466	433	19
AGGRAVATED ASSAULT									
AGGRAVATED	6,520	1,144	794	760	768	908	917	1,135	94
ATTEMPTED MURDER	145	33	22	13	9	17	22	24	5
TOTAL	6,665	1,177	816	773	777	925	939	1,159	99
BURGLARY									
RESIDENCE	19,044	2,138	2,453	2,479	2,358	2,539	2,630	2,264	2,183
BUSINESS	6,385	814	832	756	711	752	881	861	778
OTHER STRUCTURE	5,072	539	582	557	572	552	648	545	1,077
TOTAL	30,501	3,491	3,867	3,792	3,641	3,843	4,159	3,670	4,038
LARCENY									
PICKPOCKET	334	33	33	34	39	46	67	75	7
PURSES/NATCH	500	68	62	63	73	78	74	72	10
SHOPLIFT	17,505	2,176	2,099	2,461	2,594	2,577	2,813	2,706	79
FROM MOTOR VEHICLE	37,159	4,706	4,915	4,790	4,829	4,604	4,980	4,758	3,577
MOTOR VEH. PART/ACC.	11,912	1,411	1,555	1,524	1,491	1,599	1,531	1,321	1,480
BICYCLES	7,766	915	1,034	991	1,021	1,089	1,099	934	683
FROM PUBLIC BUILDING	8,432	800	1,158	1,123	1,253	1,207	1,278	947	666
FROM COIN-OP MACHINE	405	49	54	41	50	57	37	55	62
ALL OTHERS	35,890	3,602	4,759	4,361	4,403	4,668	4,939	4,271	4,887
TOTAL	119,903	13,760	15,669	15,388	15,753	15,925	16,818	15,139	11,451
MOTOR VEHICLE THEFT									
AUTOMOBILES	11,836	1,577	1,524	1,533	1,401	1,492	1,582	1,556	1,171
TRUCKS AND BUSES	5,101	617	651	708	633	646	721	638	487
MOTORCYCLES	996	112	126	110	96	129	142	152	129
SNOWMOBILES	72	7	5	13	8	10	18	6	5
OTHER VEHICLES	1,061	87	161	123	136	137	137	130	150
TOTAL	19,066	2,400	2,467	2,487	2,274	2,414	2,600	2,482	1,942
SIMPLE ASSAULT	23,447	3,619	3,046	3,112	3,045	3,238	3,337	3,741	309
ARSON	1,436	167	204	212	178	220	178	237	40
FORGERY/COUNTERFEIT	10,125	863	1,583	1,468	1,313	1,503	1,526	1,018	851
FRAUD	15,339	1,276	2,170	1,878	1,978	2,228	2,084	1,458	2,267
EMBEZZLEMENT	555	27	59	58	38	42	51	44	236
STOLEN PROPERTY	1,125	106	182	154	161	168	206	122	26
VANDALISM	40,124	5,343	4,991	4,707	4,818	5,031	5,728	5,914	3,592
WEAPON LAWS	3,774	501	499	499	523	586	565	576	25
PROSTITUTION	616	58	51	63	110	120	119	86	9
SEX CRIMES	6,267	599	791	749	750	906	761	609	1,102
DRUG LAWS	26,330	3,023	3,313	3,675	4,050	4,215	4,203	3,741	110
GAMBLING	12	-	3	-	3	3	-	-	-
OFF. AGAINST FAMILY	2,431	254	331	340	424	356	373	271	82
DRIVING UNDER INFLUENCE	25,552	4,833	2,419	2,511	2,596	3,204	4,100	5,889	-
LIQUOR LAWS	14,073	2,086	1,352	1,322	1,542	1,863	2,566	3,173	169
DISORDERLY CONDUCT	21,507	3,138	2,765	2,766	2,806	3,049	3,288	3,332	363
KIDNAPPING	676	93	82	73	106	99	89	115	19
ALL OTHER	61,218	7,863	8,573	8,510	8,681	9,172	8,986	8,568	865
CURFEW	3,445	786	348	335	344	408	458	766	-
RUNAWAY	10,836	1,345	1,636	1,533	1,514	1,489	1,780	1,318	221
GRAND TOTAL	449,281	57,361	57,756	57,002	57,942	61,559	65,539	64,093	28,029

STATEWIDE OFFENSES by MONTH, 2004

CLASSIFICATION OF OFFENSES	JAN	FEB	MAR	APR	MAY	JUN	JUL	AUG	SEP	OCT	NOV	DEC	TOTAL
PART 1 & PART 2													
HOMICIDE													
WILLFUL MURDER	9	5	5	16	7	8	3	5	6	8	3	10	85
AGGRAVATED MURDER	2	2	1	-	3	-	1	2	3	-	-	-	14
NEGL. NON-TRAFFIC	2	-	4	-	1	-	1	-	1	4	-	-	13
TRAFFIC DEATH ARRESTS													
TOTAL	13	7	10	16	11	8	5	7	10	12	3	10	112
RAPE (FORCIBLE)													
FORCIBLE	101	97	108	122	106	107	102	102	81	110	81	80	1,197
ATTEMPT RAPE-FORCE	10	8	14	13	20	15	17	15	10	12	4	9	147
TOTAL	111	105	122	135	126	122	119	117	91	122	85	89	1,344
ROBBERY													
HIGHWAY	60	50	70	65	68	71	73	70	73	96	92	63	851
BUSINESS	96	74	65	69	72	56	68	65	64	64	82	80	855
SERVICE STATION	6	3	9	3	3	3	1	1	-	4	3	4	40
CONVENIENCE STORE	13	10	15	7	12	11	10	8	16	17	5	8	132
RESIDENCE	20	20	22	24	31	27	18	18	24	29	25	35	293
BANK	7	12	16	20	22	11	10	15	16	11	19	5	164
OTHER	29	29	26	31	44	37	44	47	40	52	44	44	467
TOTAL	231	198	223	219	252	216	224	224	233	273	270	239	2,802
AGGRAVATED ASSAULT													
AGGRAVATED	546	511	484	506	604	550	655	626	524	537	492	485	6,520
ATTEMPTED MURDER	8	11	8	10	16	13	14	16	10	12	14	13	145
TOTAL	554	522	492	516	620	563	669	642	534	549	506	498	6,665
BURGLARY													
RESIDENCE	1,393	1,233	1,500	1,478	1,604	1,493	1,673	1,864	1,593	1,734	1,764	1,715	19,044
BUSINESS	532	488	495	485	523	464	484	590	542	633	571	578	6,385
OTHER STRUCTURE	377	406	478	368	414	364	348	442	412	505	509	449	5,072
TOTAL	2,302	2,127	2,473	2,331	2,541	2,321	2,505	2,896	2,547	2,872	2,844	2,742	30,501
LARCENY													
PICKPOCKET	31	35	30	43	24	37	30	17	19	17	21	30	334
PURSES/NATCH	36	31	42	42	38	42	53	39	35	61	47	34	500
SHOPLIFT	1,465	1,349	1,665	1,484	1,462	1,356	1,478	1,468	1,479	1,372	1,496	1,431	17,505
FROM MOTOR VEHICLE	2,700	2,835	3,232	2,837	2,935	2,940	3,021	3,087	3,063	3,629	3,554	3,326	37,159
MOTOR VEH. PART/ACC.	903	985	1,050	1,035	949	930	875	968	921	1,266	1,113	917	11,912
BICYCLES	347	333	521	599	676	703	826	954	927	827	626	427	7,766
FROM PUBLIC BUILDING	746	710	713	686	730	672	652	708	623	710	731	751	8,432
FROM COIN-OP MACHINE	36	30	36	48	35	25	24	31	30	39	37	34	405
ALL OTHERS	2,806	2,752	3,006	2,738	2,982	2,951	3,039	3,154	2,938	3,365	2,970	3,189	35,890
TOTAL	9,070	9,060	10,295	9,512	9,831	9,656	9,998	10,426	10,035	11,286	10,595	10,139	119,903
MOTOR VEHICLE THEFT													
AUTOMOBILES	975	820	925	833	990	857	875	1,002	1,110	1,089	1,143	1,217	11,836
TRUCKS AND BUSES	484	398	408	292	356	331	395	452	442	501	533	509	5,101
MOTORCYCLES	78	67	62	77	80	93	96	132	96	76	74	65	996
SNOWMOBILES	9	6	9	4	1	2	2	5	7	5	13	9	72
OTHER VEHICLES	60	67	79	62	108	73	100	117	96	118	98	83	1,061
TOTAL	1,606	1,358	1,483	1,268	1,535	1,356	1,468	1,708	1,751	1,789	1,861	1,883	19,066
SIMPLE ASSAULT													
SIMPLE ASSAULT	1,820	1,730	1,905	1,944	2,018	2,047	2,155	2,036	2,016	2,053	1,910	1,813	23,447
ARSON	69	77	113	113	170	120	181	152	134	115	105	87	1,436
FORGERY/COUNTERFEIT	1,045	954	982	984	870	790	851	679	671	818	754	727	10,125
FRAUD	1,300	1,207	1,316	1,354	1,316	1,283	1,225	1,248	1,166	1,366	1,270	1,288	15,339
EMBEZZLEMENT	37	53	46	44	55	42	50	57	33	49	41	48	555
STOLEN PROPERTY	91	60	74	102	101	81	94	122	96	92	106	106	1,125
VANDALISM	2,878	2,988	3,582	3,441	3,335	3,180	3,677	3,597	3,199	3,492	3,377	3,378	40,124
WEAPON LAWS	316	323	381	309	312	301	301	314	311	333	290	283	3,774
PROSTITUTION	31	26	81	62	35	46	51	53	27	105	64	35	616
SEX CRIMES	491	532	580	505	522	482	559	587	499	521	501	488	6,267
DRUG LAWS	2,021	2,182	2,317	2,109	2,356	2,127	2,109	2,059	2,192	2,353	2,251	2,254	26,330
GAMBLING	-	-	2	-	3	2	2	1	-	-	2	-	12
OFF. AGAINST FAMILY	197	191	275	314	206	187	203	190	193	184	155	136	2,431
DRIVING UNDER INFLUENCE	2,027	1,929	2,306	2,580	1,965	2,053	2,079	2,102	2,113	2,134	2,117	2,147	25,552
LIQUOR LAWS	1,003	977	1,365	1,236	1,462	1,372	1,400	1,225	1,116	1,328	841	748	14,073
DISORDERLY CONDUCT	1,581	1,737	1,817	1,792	1,763	1,804	1,918	1,915	1,867	1,907	1,686	1,720	21,507
KIDNAPPING	40	57	52	49	69	78	36	63	49	64	61	58	676
ALL OTHER	4,343	4,457	5,068	4,785	4,857	5,183	5,527	5,713	5,474	5,512	5,111	5,188	61,218
CURFEW	291	236	244	429	208	310	353	386	337	212	229	210	3,445
RUNAWAY	773	846	1,120	1,057	1,060	915	807	803	811	954	865	825	10,836
GRAND TOTAL	34,241	33,939	38,724	37,206	37,599	36,645	38,566	39,322	37,505	40,495	37,900	37,139	449,281

STATEWIDE OFFENSES by TYPE OF LOCATION, 2004

	RAPE													LIQR. & ALL		TOTAL
	HOM	& SEX	ROBB	ASLT	BURG	LARC	MVT	ARSON	F/F/E	VAND	DRUGS	DIS CON	OTHER			
SINGLE FAMILY RESID.	26	3,402	154	9,634	13,210	11,251	1,059	190	3,127	5,548	3,182	6,031	20,334	77,148		
APT/PLEX/CONDOMINIUM	16	1,314	140	5,079	3,859	4,215	419	58	712	1,852	1,324	2,997	6,119	28,104		
CLUB/DORMITORY	1	86	4	315	352	467	23	8	89	204	55	261	544	2,409		
CABIN	-	3	1	9	67	20	4	1	3	23	3	2	21	157		
HOTEL/MOTEL	1	140	21	266	196	642	51	5	235	205	333	277	479	2,851		
PUBLIC SAFETY FACIL.	-	53	-	387	13	76	5	1	43	167	251	108	833	1,937		
GOVT. OFFICE/SERVICE	1	29	4	114	113	351	14	9	162	258	123	175	652	2,005		
PUB.SCHOOL/COLLEGE	1	204	27	1,121	616	3,234	40	140	103	1,701	982	1,437	2,076	11,682		
AUDITORIUM	-	6	-	31	17	71	1	1	7	30	4	55	29	252		
AIRPORT/DEPOT	-	3	12	67	13	330	12	3	35	43	194	125	283	1,120		
CHURCH	-	19	-	30	351	313	18	11	22	269	9	35	108	1,185		
PVT.SCHOOL/COLLEGE	-	9	-	44	105	286	7	9	5	151	15	34	103	768		
HOSPITAL	-	17	1	78	19	275	12	-	54	43	49	112	170	830		
RESTAURANT	2	36	87	205	596	1,563	29	12	1,019	431	78	497	551	5,106		
THEATER	-	2	1	10	7	126	11	-	15	23	4	25	19	243		
B ALLEY/RINK/ARCADE	-	7	3	19	15	126	4	1	31	36	3	36	62	343		
NIGHT CLUB/TAVERN	-	33	51	692	147	875	29	4	382	218	70	760	644	3,905		
FINANCIAL	-	3	150	5	61	531	5	-	2,241	117	48	31	89	3,281		
SERVICES	-	16	45	95	334	1,384	60	3	1,381	351	70	136	336	4,211		
MEDICAL/DENTAL	-	25	-	35	160	227	2	6	83	117	15	33	68	771		
PHARMACY/DRUGSTORE	-	2	20	6	45	353	3	-	189	27	200	21	70	936		
GROCERY	-	13	232	124	126	6,303	26	6	1,584	154	202	338	841	9,949		
CONVENIENCE STORE	-	12	139	125	246	2,164	17	3	710	180	101	400	589	4,686		
DEPARTMENT/VARIETY	-	28	191	110	187	7,591	41	5	1,491	193	283	162	809	11,091		
APPAREL	-	6	13	11	51	603	2	-	130	31	21	12	38	918		
JEWELRY/CAMERA	-	2	4	1	24	83	2	-	44	13	1	3	7	184		
FURNITURE/APPLIANCE	-	-	-	6	40	59	1	-	51	34	-	3	14	208		
HARDWARE/SPORT.GOODS	-	-	7	6	87	351	2	-	172	35	21	6	34	721		
MOTOR VEHICLE SALES	-	16	12	89	238	4,193	1,022	11	286	1,443	100	54	245	7,709		
MARINE	-	-	-	4	7	35	5	-	12	7	1	8	8	87		
CONSTRUCTION	-	-	1	9	224	388	19	1	47	108	5	4	49	855		
LIQUOR/BEVERAGE	-	1	5	6	48	111	-	-	39	29	1	16	16	272		
OTHER BUSINESS	-	70	90	185	2,128	3,818	174	38	2,102	1,672	154	347	1,031	11,809		
FACTORY/WAREHOUSE	-	7	13	41	565	838	31	6	366	151	20	14	117	2,169		
OTH.RESIDENCE BLDGS.	-	23	4	93	1,879	536	155	16	33	203	45	24	179	3,190		
OTHER FARM BLDGS.	-	6	-	9	301	114	53	11	4	38	4	1	52	593		
DOCK/PIER/WHARF	-	-	-	9	10	102	2	1	1	16	17	21	29	208		
OTHER BUILDINGS	-	19	6	29	827	460	40	21	85	365	30	40	183	2,105		
STREET/ALLEY/SIDEWLK	6	476	614	4,109	182	18,422	5,445	185	853	8,404	7,526	6,674	16,264	69,160		
FREEWAY	-	15	3	130	2	57	39	44	37	72	614	197	492	1,702		
OTHER ROAD	1	35	28	401	10	431	133	72	67	402	1,470	748	2,074	5,872		
BRIDGE/VIADUCT/TUNNL	-	7	-	18	1	37	1	5	2	29	10	47	173	330		
PARKING LOT/DRIVEWAY	4	158	203	1,743	245	26,285	7,460	102	276	8,237	1,219	1,568	4,012	51,512		
GOLF COURSE	-	3	-	7	24	92	13	1	5	56	3	6	20	230		
PARK/CAMPGROUND/BEACH	9	167	65	480	54	1,036	70	50	50	822	474	926	1,119	5,322		
WATER/ShORELINE	-	23	3	44	2	160	15	7	5	63	146	173	286	927		
CEMETARY	-	5	1	3	8	26	2	1	-	28	9	6	17	106		
YARDS/RELATED AREA	5	97	17	539	89	5,399	299	80	34	1,662	160	491	3,367	12,239		
DEV.FARMLAND/PASTURE	-	7	1	16	15	177	32	13	7	108	21	15	315	727		
LOGGING SITE	-	2	-	4	2	48	6	1	-	22	-	2	11	98		
WOODS/FOREST/MTS.	1	35	6	47	4	239	21	18	7	116	179	123	686	1,482		
OTHER AREA	2	283	41	507	334	3,474	619	55	882	1,128	402	285	1,915	9,927		
UNKNOWN	36	686	382	2,965	2,245	9,555	1,511	221	6,699	2,489	6,079	9,678	41,103	83,649		
TOTAL	112	7,611	2,802	30,112	30,501	119,903	19,066	1,436	26,019	40,124	26,330	35,580	109,685	449,281		

STATEWIDE OFFENSES by TIME OF OCCURRENCE, 2004

CLASSIFICATION OF OFFENSES	OFFENSE COUNT	MID	2 AM	4 AM	6 AM	8 AM	10 AM	12 N	2 PM	4 PM	6 PM	8 PM	10 PM	DAY	NIGHT	UNKNOWN
		TO 2 AM	TO 4 AM	TO 6 AM	TO 8 AM	TO 10 AM	TO 12 N	TO 2 PM	TO 4 PM	TO 6 PM	TO 8 PM	TO 10 PM	TO 12 MID			
PART 1 & PART 2																
HOMICIDE																
WILLFUL MURDER	85	11	9	5	2	7	2	5	2	7	14	7	7	27	57	1
AGGRAVATED MURDER	14	2	5	-	2	-	3	2	-	2	-	-	-	8	6	-
NEGL. NON-TRAFFIC	13	5	1	-	-	-	1	2	-	3	2	3	-	3	10	-
TOTAL	112	18	15	5	4	7	6	9	2	12	15	10	7	38	73	1
RAPE (FORCIBLE)																
FORCIBLE	1,197	99	46	28	18	64	36	44	69	43	53	40	55	340	517	340
ATTEMPT RAPE-FORCE	147	13	14	6	3	3	2	5	2	7	9	9	8	26	83	38
TOTAL	1,344	112	60	34	21	67	38	49	71	50	62	49	63	366	600	378
ROBBERY																
HIGHWAY	851	90	76	35	19	21	33	47	53	69	87	112	100	265	570	16
BUSINESS	855	61	21	8	19	30	47	66	104	125	100	111	73	441	407	7
SERVICE STATION	40	4	4	-	1	-	-	1	3	3	10	4	3	10	29	1
CONVENIENCE STORE	132	15	9	8	2	4	8	6	10	9	16	21	15	43	89	-
RESIDENCE	293	30	19	21	7	6	14	18	19	18	14	35	46	88	196	9
BANK	164	-	-	-	-	9	35	31	40	34	-	1	-	161	3	-
OTHER	467	56	14	7	6	29	22	29	16	64	52	52	43	197	259	11
TOTAL	2,802	256	143	79	54	99	159	198	245	322	279	336	280	1,205	1,553	44
AGGRAVATED ASSAULT																
AGGRAVATED	6,520	675	493	140	124	257	298	377	500	557	745	738	771	2,314	3,941	265
ATTEMPTED MURDER	145	24	8	5	-	9	8	7	3	15	16	19	19	43	94	8
TOTAL	6,665	699	501	145	124	266	306	384	503	572	761	757	790	2,357	4,035	273
BURGLARY																
RESIDENCE	19,044	696	305	210	314	538	675	745	727	774	657	583	472	7,728	5,089	6,227
BUSINESS	6,385	465	358	359	286	315	152	115	116	109	141	110	200	1,307	2,903	2,175
OTHER STRUCTURE	5,072	177	76	66	91	195	189	205	177	154	126	99	85	1,426	1,403	2,243
TOTAL	30,501	1,338	739	635	691	1,048	1,016	1,065	1,020	1,037	924	792	757	10,461	9,395	10,645
LARCENY																
PICKPOCKET	334	32	7	-	9	5	29	26	32	36	15	14	12	198	118	18
PURSESNATCH	500	31	14	1	10	31	34	66	57	67	53	57	23	283	189	28
SHOPLIFT	17,505	875	250	89	114	383	1,073	2,153	2,903	3,114	2,262	1,426	684	10,966	6,118	421
FROM MOTOR VEHICLE	37,159	1,196	570	556	786	1,222	1,008	979	1,024	1,098	1,012	879	752	11,587	14,931	10,641
MOTOR VEH. PART/ACC.	11,912	242	147	154	108	181	144	176	195	224	185	162	142	2,975	5,597	3,340
BICYCLES	7,766	433	77	75	85	264	303	387	438	497	395	322	218	2,904	2,385	2,477
FROM PUBLIC BUILDING	8,432	203	113	42	107	285	405	551	580	484	353	317	210	4,377	2,223	1,832
FROM COIN-OP MACHINE	405	43	14	6	5	16	16	20	8	10	15	11	10	107	174	124
ALL OTHERS	35,890	1,935	397	312	582	1,679	1,966	2,285	2,321	2,082	1,538	1,099	808	14,578	9,216	12,096
TOTAL	119,903	4,990	1,589	1,235	1,806	4,066	4,978	6,643	7,558	7,612	5,828	4,287	2,859	47,975	40,951	30,977
MOTOR VEHICLE THEFT																
AUTOMOBILES	11,836	369	236	214	320	341	252	284	255	301	290	315	291	3,683	4,977	3,176
TRUCKS AND BUSES	5,101	155	93	109	142	145	139	112	135	120	109	108	129	1,530	1,993	1,578
MOTORCYCLES	996	50	14	9	22	46	31	28	26	37	33	34	26	272	313	411
SNOWMOBILES	72	2	1	1	1	4	1	2	1	1	1	-	-	35	8	29
OTHER VEHICLES	1,061	68	17	12	29	75	52	62	66	48	52	33	29	375	286	400
TOTAL	19,066	644	361	345	514	611	475	488	483	507	485	490	475	5,895	7,577	5,594
SIMPLE ASSAULT																
ARSON	23,447	2,229	1,266	460	441	1,048	1,282	1,636	1,914	2,278	2,572	2,803	2,450	9,491	12,955	1,001
FORGERY/COUNTERFEIT	1,436	160	108	73	54	76	76	96	130	84	110	129	121	560	761	115
FRAUD	10,125	707	122	76	130	518	840	1,107	1,106	1,040	629	489	307	5,375	2,568	2,182
EMBEZZLEMENT	15,339	990	152	134	185	930	1,013	1,423	1,228	1,025	710	518	349	6,707	3,222	5,410
STOLEN PROPERTY	555	12	1	3	3	23	15	27	33	36	21	18	21	165	100	290
VANDALISM	1,125	92	35	25	42	133	110	97	155	108	77	77	50	674	373	78
WEAPON LAWS	40,124	2,937	1,255	719	946	1,906	1,804	1,745	1,857	1,983	1,795	1,969	2,139	13,055	17,542	9,527
PROSTITUTION	3,774	498	260	133	93	229	246	268	319	364	365	382	410	1,568	2,108	98
SEX CRIMES	616	67	16	10	-	8	16	41	47	81	85	112	119	195	409	12
DRUG LAWS	6,267	399	124	66	90	504	419	484	508	493	362	315	281	2,700	1,845	1,722
GAMBLING	26,330	3,702	1,643	720	573	1,504	1,850	2,283	2,377	2,550	2,431	2,608	3,036	11,503	14,390	437
OFF. AGAINST FAMILY	12	1	-	-	-	2	3	2	3	1	-	-	-	11	1	-
DRIVING UNDER INFLUENCE	2,431	113	20	28	53	209	270	293	325	343	224	177	92	1,551	675	205
LIQUOR LAWS	25,552	6,516	4,808	735	258	562	773	597	786	1,171	1,847	3,012	4,488	4,146	21,406	-
DISORDERLY CONDUCT	14,073	3,103	1,042	245	87	387	503	684	923	1,171	1,407	1,732	2,597	3,780	10,190	103
KIDNAPPING	21,507	2,707	1,147	438	435	861	1,370	1,623	1,819	2,159	2,377	2,528	2,461	8,744	12,127	636
ALL OTHER	676	49	31	24	20	31	30	33	53	46	67	69	60	255	369	52
CURFEW	61,218	4,551	2,167	1,234	1,830	4,762	5,485	5,918	6,349	6,550	6,019	5,665	5,278	32,255	26,219	2,744
RUNAWAY	3,445	1,956	969	154	9	15	23	35	10	1	3	9	262	93	3,352	-
TOTAL	10,836	662	142	112	406	681	624	825	1,097	1,292	1,221	1,177	834	5,502	4,597	737
GRAND TOTAL	449,281	37,279	17,450	7,407	8,428	19,505	22,448	26,417	29,007	30,610	28,104	27,707	28,136	167,136	186,438	72,260

TEN YEAR CRIME RATES BY CRIME CATEGORY

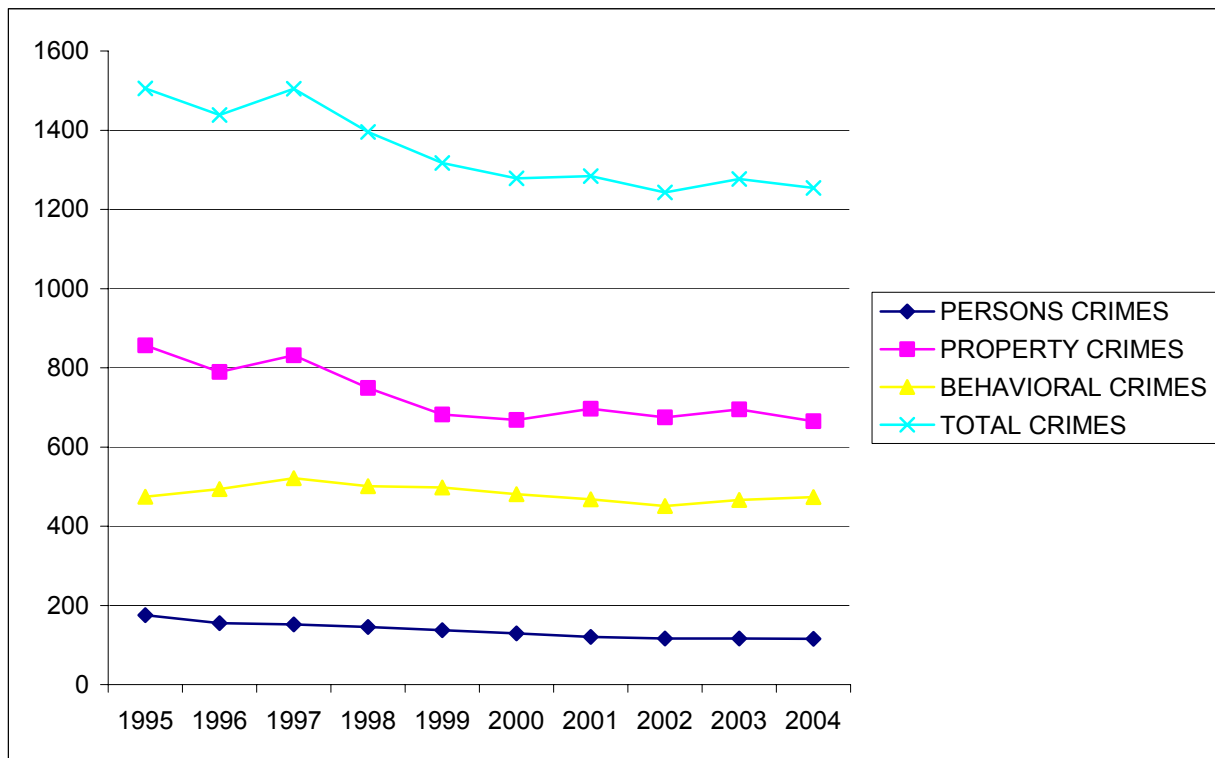
The chart below represents the rate of crime, by crime category, per 10,000 in population. Crime rates are based on simple averages. For example: in 2004 the rate of Crimes Against Persons (violent crimes) was 115.3 offenses per 10,000 in population. What this means is that for every 10,000 people, there was an average of 115.3 Crimes Against Persons.

A key point to remember is that while the actual number of criminal offenses may increase from one year to the next, generally the population increases, as well. This means that the number of criminal offenses may be higher in 2004 than in 1995, but with the increase in population the actual rate of crime per 10,000 in population can be less.

In the ten years since 1995, the total number of criminal offenses has decreased by 4.7 percent. However, with the increase in population, the rates of crime (by category) have changed as follows:
 Crimes Against Persons (violent crimes) decreased by 34.2 percent.
 Crimes Against Property decreased by 22.4 percent.
 Crimes Against Behavioral Crimes (society crimes) decreased by 0.02 percent.
 All three crime categories combined decreased by 16.7 percent.

The end result is that the average Oregonian's chance of being a victim of crime was less in 2004 than in 9 of the 10 years since 1995. Only 2002 had a lower rate of crime.

Further information on crime rates by crime category can be found in sections 2, 3 and 4 of this report.



REPORT OF CRIMINAL OFFENSES
MOTIVATED BY PREJUDICE
JANUARY through DECEMBER, 2004

This page is intentionally blank.

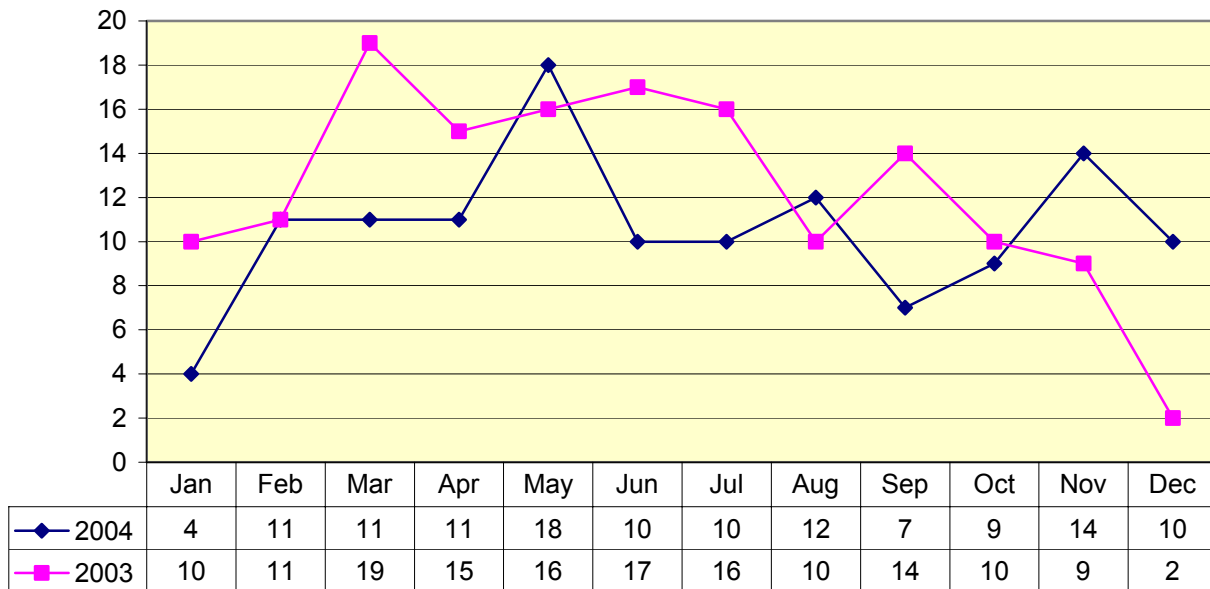
OREGON BIAS CRIME STATISTICS SUMMARY

January through December 2004

The 1989 Oregon Legislature passed Senate Bill 606, amending ORS 181.550, requiring law enforcement agencies to report crimes motivated by prejudice to the State Executive Department, Law Enforcement Data System (LEDS). Law Enforcement agencies report these Bias Crime incidents by sending a copy of the police report to LEDS. The 1995 legislature passed Senate Bill 1044 which moved the Law Enforcement Data System from the Executive Department to the Department of Oregon State Police. This transfer included the Uniform Crime Reporting and Bias Crime Reporting Programs.

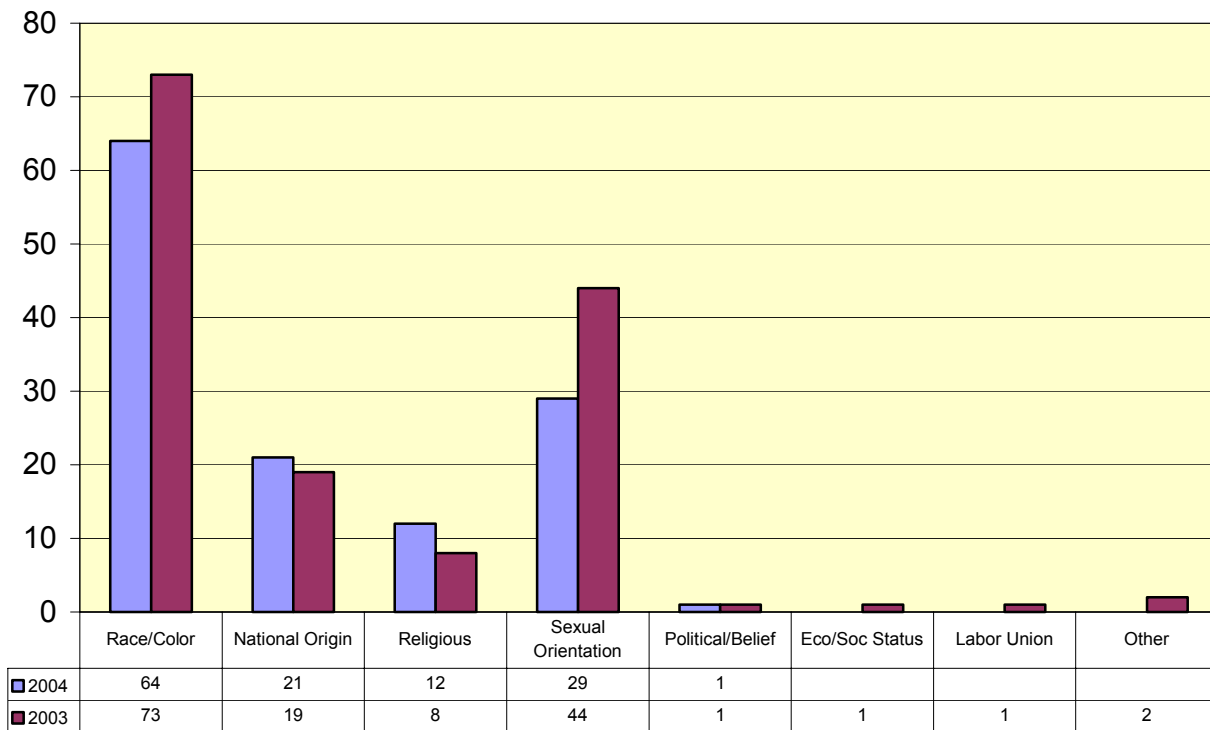
Bias Crime

Totals By Month Jan-Dec 2004 Compared to Jan-Dec 2003



By Type of Prejudice

Jan-Dec 2004 Compared to Jan-Dec 2003



A. Reported incidents by month:	January through December 2003	January through December 2004
January	10	4
February	11	11
March	19	11
April	15	11
May	16	18
June	17	10
July	16	10
August	10	12
September	14	7
October	10	9
November	9	14
December	2	10
TOTAL	149	127

B. Reported incidents by type of crime:		
Aggravated Assault	23	8
Burglary-Larceny	2	2
Forcible Rape		
Intimidation	45	52
Motor Vehicle Theft	2	
Murder		
Robbery	5	3
Simple Assault	21	28
Vandalism	49	34
Other	2	
TOTAL	149	127

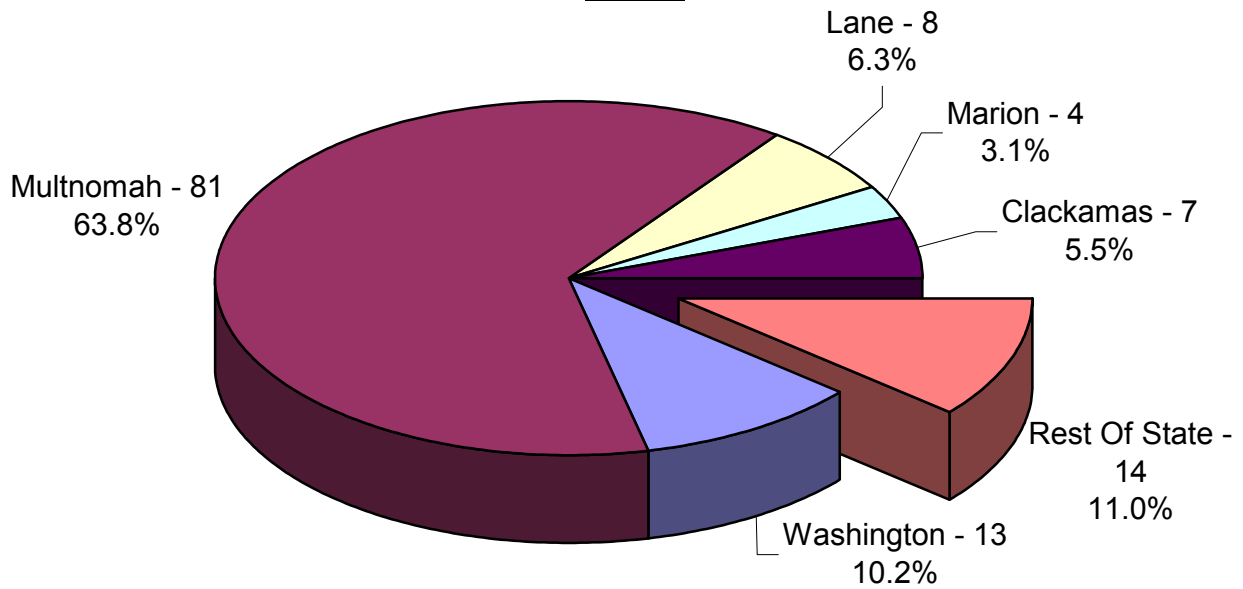
C. Reported incidents by type of prejudice:		
Race/Color	73	64
National Origin	19	21
Religious	8	12
Sexual Orientation	44	29
Political/Beliefs	1	1
Labor Union	1	
Economic/Social Status	1	
Handicap	2	
TOTAL	149	127

This page is intentionally blank.

D. Number and description of victims:	January through December 2003	January through December 2004
Arab Male	9	4
Arab Female	1	3
Asian Male	7	2
Asian Female	4	
Black Male	24	31
Black Female	12	13
Hispanic Male	11	15
Hispanic Female	3	3
Indian Male	1	
Indian Female	1	1
White Male	59	41
White Female	32	23
VICTIM TOTAL	164	136
Male Victim Total	111	93
Female Victim Total	53	43
 E. Number and description of offenders:		
Arab Male		
Arab Female		
Asian Male	3	1
Asian Female		
Black Male	28	35
Black Female	3	6
Hispanic Male	10	9
Hispanic Female	1	
Indian Male		
Indian Female	1	
White Male	93	82
White Female	13	14
OFFENDER TOTAL	152	147
Male Offender Total	134	127
Female Offender Total	18	20

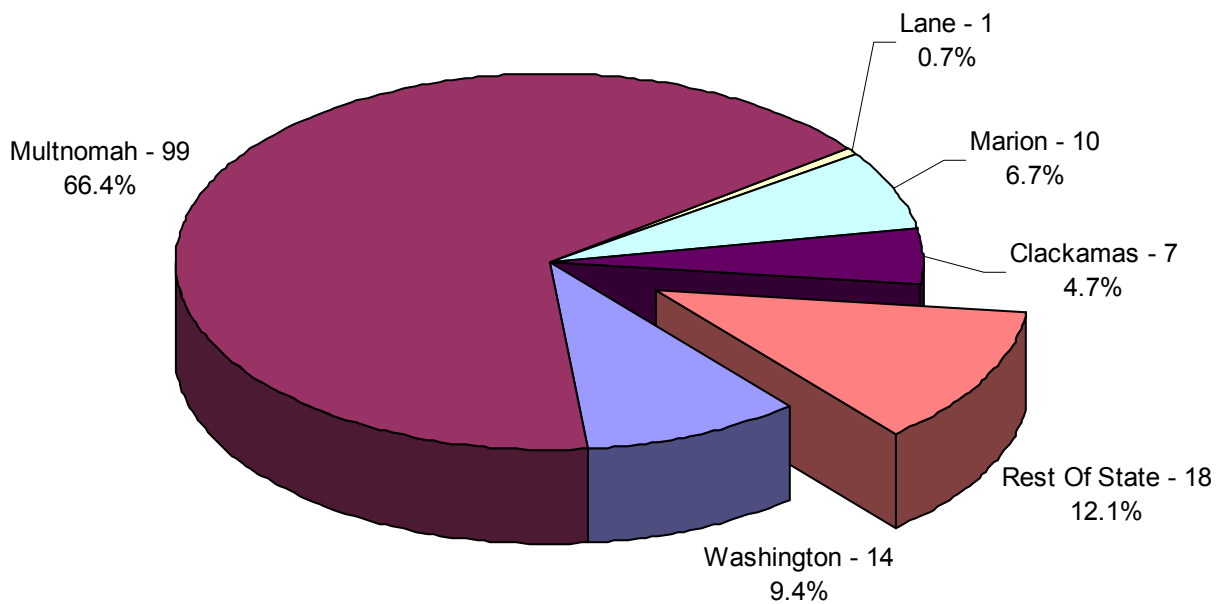
Crimes Motivated By Prejudice By County January through December 2004 and 2003

2004



2004 Total = 127

2003



2003 Total = 149

F. Reported incidents by county of occurrence

COUNTY	January through December 2003	January through December 2004	January through December 2004					
			Race	National Origin	Sexual Orientation	Religion	Other	
Baker								
Benton	2	5	3	2				
Clackamas	7	7	5	1	1			
Clatsop								
Columbia								
Coos	1							
Crook								
Curry								
Deschutes	9	6	3		2		1	
Douglas	1							
Gilliam								
Grant								
Harney								
Hood River								
Jackson								
Jefferson								
Josephine								
Klamath								
Lake								
Lane	1	8	6		1		1	
Lincoln	1							
Linn	1							
Malheur		1	1					
Marion	10	4	1		1		2	
Morrow								
Multnomah	99	81	34	18	23		5	1
Polk								
Sherman								
Tillamook								
Umatilla								
Union	1							
Wallowa								
Wasco								
Washington	14	13	9		1		3	
Wheeler								
Yamhill	2	2	2					
TOTAL	149	127	64	21	29		12	1

This page is intentionally blank.

SECTION 2
STATEWIDE
CRIMES AGAINST PERSONS
OFFENSES AND ARRESTS

This page is intentionally blank.

OREGON CRIME

1 Crime Against Persons every 12.7 minutes

1 Homicide
every 3.7 days

1 Neg.Homicide
every 4.0 weeks

1 Other Sex Crime
every 1.4 hours


1 Rape
every 6.5 hours

1 Kidnap
every 13.0 hours

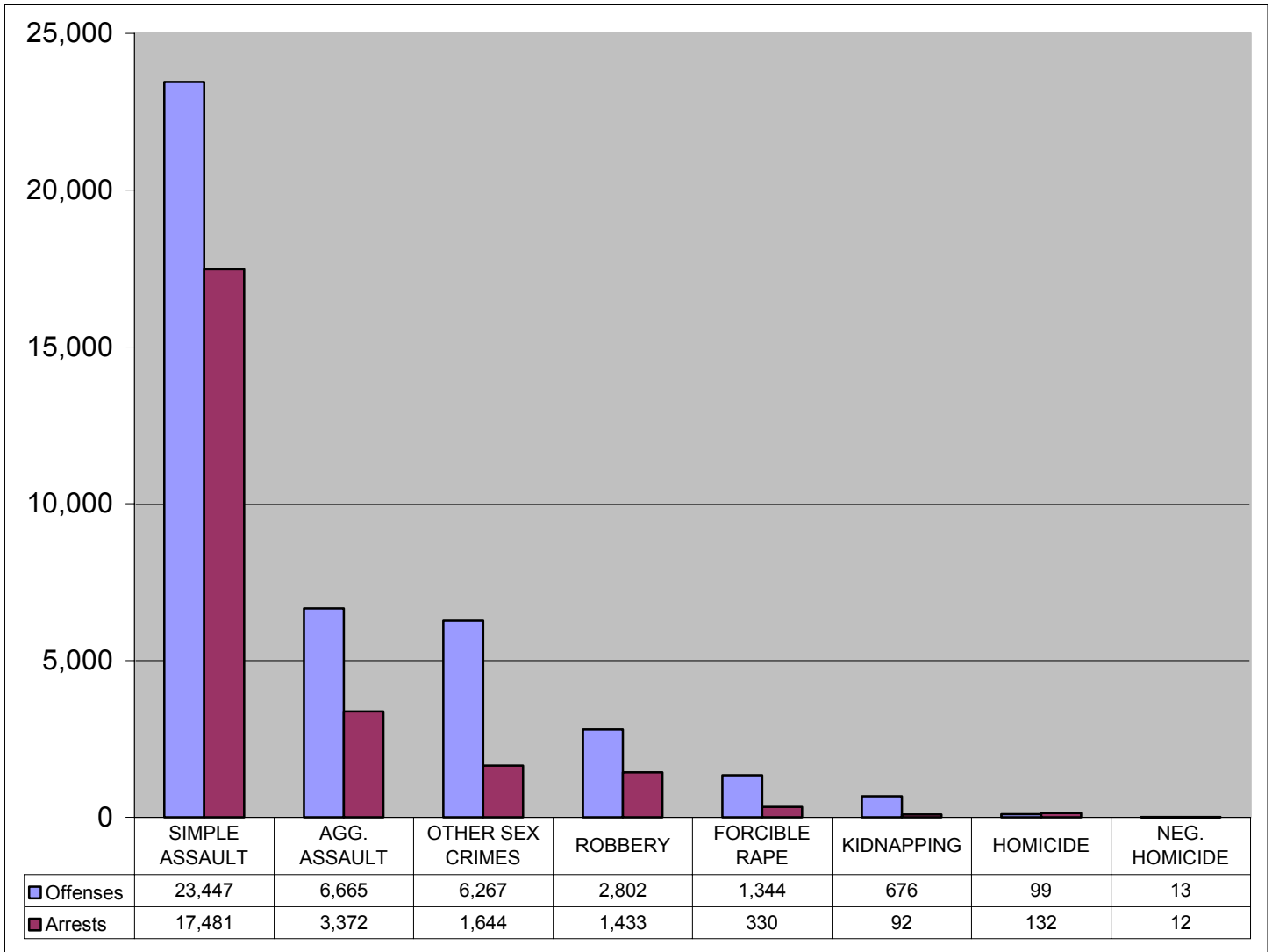
1 Simple Assault
every 22.4 minutes

1 Aggravated Assault
every 1.3 hours

1 Robbery
every 3.1 hours



STATEWIDE CRIMES AGAINST PERSONS, 2003

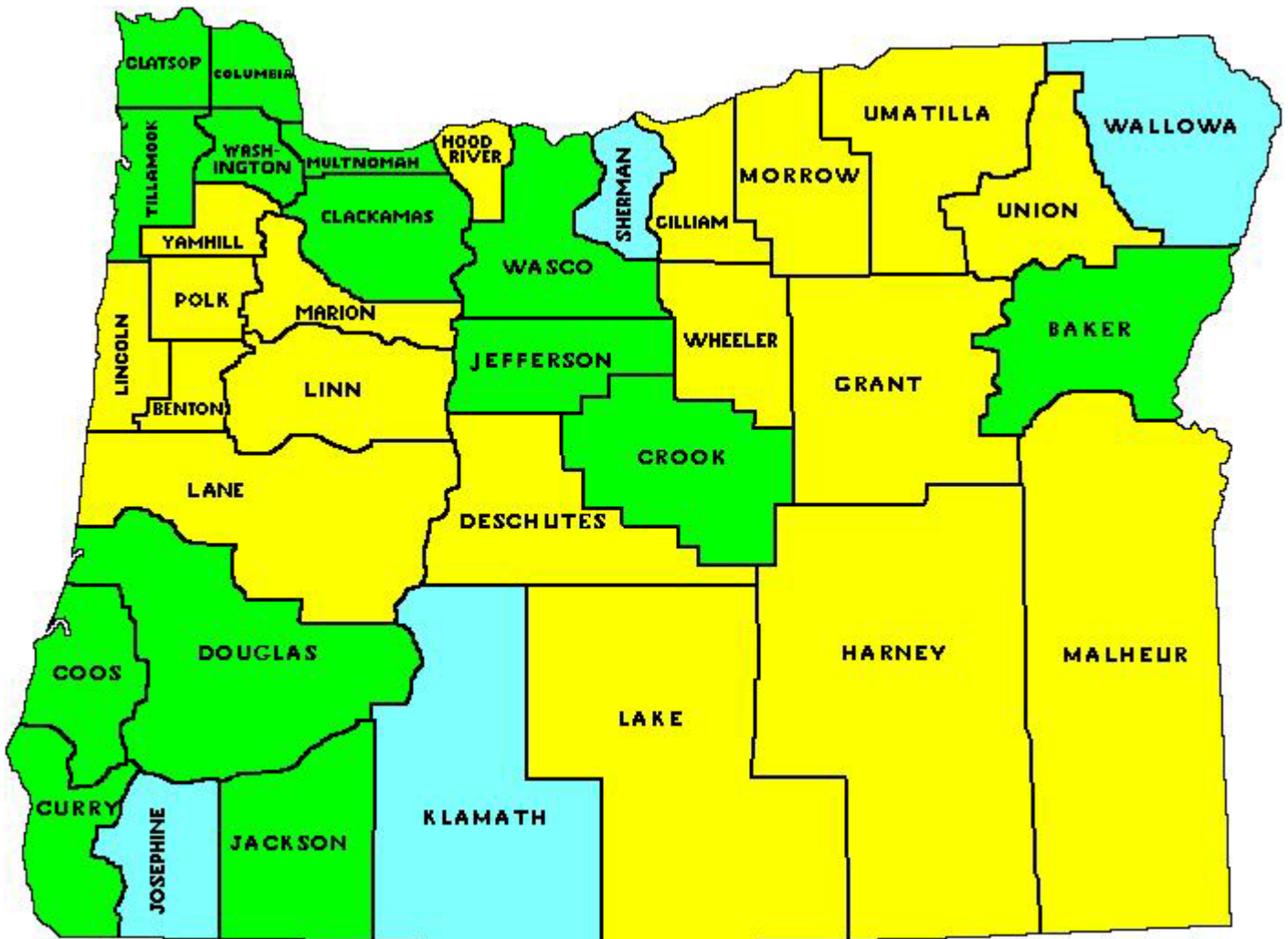
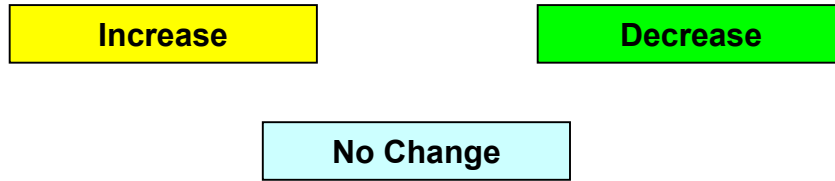


STATEWIDE CRIMES AGAINST PERSONS, 2004

CLASSIFICATION	2004 OFFENSES	PERSONS ARRESTED					PROPERTY	
		ADULT	JUVENILE	TOTAL	MALE	FEMALE	LOSS VALUE	RECOVERED VALUE
Willful Murder	85	82	21	103	93	10		
Aggravated Murder	14	29	0	29	24	5		
MURDER TOTAL	99	111	21	137	117	15	NOT APPLICABLE	
Negligent Homicide	13	8	0	8	6	2	NOT APPLICABLE	
Traffic Death Arrests	0	4	0	4	2	2	NOT APPLICABLE	
Forcible Rape	1,197							
Attempt Force Rape	147							
RAPE TOTAL	1,344	292	38	330	324	6	NOT APPLICABLE	
SEX CRIMES								
Non-Force Rape	694	177	16	193	182	11		
Cont. to Sex Delqncy	376	115	6	121	110	11		
Physical Molest	2,298	396	128	524	512	12		
Obscene Phone Call	96	1	1	2	2	0		
Incest	62	9	13	22	20	2		
Exposer	690	315	25	340	314	26		
Forcible Sodomy	480	65	30	95	91	4		
Non-Force Sodomy	219	20	22	42	41	1		
Other Sex Crimes	1,352	239	66	305	284	21		
SEX CRIME TOTAL	6,267	1,337	307	1,644	1,556	88	NOT APPLICABLE	
KIDNAPPING								
For Add Crime Purpose	619							
Hostage/Shield	50							
For Ransom	7							
KIDNAPPING TOTAL	676	80	12	92	85	7	NOT APPLICABLE	
ROBBERY								
Highway	851						56,158	14,438
Business	855						267,490	32,405
Service Station	40						3,370	2
Convenience Store	132						6,144	486
Residence	293						143,182	13,931
Bank	164						154,041	46,543
Other Robbery	467						73,759	11,011
ROBBERY TOTAL	2,802	1,154	279	1,433	1,217	216	704,144	118,816
Aggravated Assault	6,520	2,747	581	3,328	2,752	576		
Attempted Murder	145	41	3	44	36	8		
AGG. ASSAULT TOTAL	6,665	2,788	584	3,372	2,788	584	NOT APPLICABLE	
SIMPLE ASSAULT	23,447	14,977	2,504	17,481	13,562	3,919	NOT APPLICABLE	
CRIMES AGAINST PERSONS								
TOTAL	41,315	20,751	3,745	24,496	19,657	4,839	704,144	118,816

OREGON COUNTY MAP

Crimes Against Persons, 2004



COUNTY FIVE YEAR PROFILE OF CRIMES AGAINST PERSONS

	2000	2001	2002	2003	2004
BAKER	256	254	266	200	178
BENTON	785	892	657	575	723
CLACKAMAS	2,989	2,691	2,471	2,345	2,286
CLATSOP	511	456	458	492	414
COLUMBIA	435	403	424	434	411
COOS	537	641	644	977	748
CROOK	209	218	239	289	267
CURRY	209	185	245	193	181
DESCHUTES	1,252	1,184	1,201	1,095	1,221
DOUGLAS	1,040	1,061	872	789	735
GILLIAM	14	15	11	12	13
GRANT	58	64	65	65	69
HARNEY	88	79	55	53	60
HOOD RIVER	172	119	140	119	163
JACKSON	2,128	1,972	2,402	2,492	2,466
JEFFERSON	320	272	262	214	207
JOSEPHINE	860	773	760	725	725
KLAMATH	899	855	834	940	940
LAKE	90	66	43	57	78
LANE	4,326	4,192	3,525	3,439	3,472
LINCOLN	628	554	634	835	897
LINN	1,417	1,318	1,283	1,302	1,368
MALHEUR	370	336	303	325	369
MARION	3,798	3,985	4,018	4,170	4,294
MORROW	189	168	201	185	198
MULTNOMAH	14,336	12,489	12,452	12,288	11,934
POLK	593	652	629	589	967
SHERMAN	20	20	21	20	20
TILLAMOOK	293	208	239	214	170
UMATILLA	825	784	764	680	687
UNION	192	179	171	193	243
WALLOWA	24	55	41	43	43
WASCO	266	237	260	292	222
WASHINGTON	3,417	3,493	3,373	3,499	3,435
WHEELER	13	7	10	7	9
YAMHILL	846	830	886	968	1,100
TOTAL	44,405	41,707	40,859	41,115	41,313

STATEWIDE TEN-YEAR OFFENSE, POPULATION and RATE PROFILE

YEAR	POPULATION	CRIMES AGAINST PERSONS	RATE PER 10,000 POPULATION
1995	3,132,000	54,830	175.1
1996	3,181,000	49,405	155.3
1997	3,217,000	48,933	152.1
1998	3,267,550	47,593	145.7
1999	3,300,800	45,316	137.3
2000	3,436,750	44,405	129.2
2001	3,471,700	41,707	120.1
2002	3,504,700	40,859	116.6
2003	3,541,500	41,115	116.1
2004	3,582,600	41,313	115.3

Persons Crimes by County - 2004
Rates Ranked Highest to lowest

County	Population	Persons Crimes	Rate / 10,000
1 Lincoln	44,400	897	202.0
2 Multnomah	685,950	11,934	174.0
3 Morrow	11,750	198	168.5
4 Polk	64,950	967	148.9
5 Klamath	64,800	940	145.1
6 Marion	298,450	4,294	143.9
7 Crook	20,650	267	129.3
8 Jackson	191,200	2,466	129.0
9 Linn	106,350	1,368	128.6
10 Yamhill	89,200	1,100	123.3
11 Coos	62,700	748	119.3
12 Malheur	31,850	369	115.9
13 Clatsop	36,400	414	113.7
14 Baker	16,550	178	107.6
15 Sherman	1,900	20	105.3
16 Lane	333,350	3,472	104.2
17 Lake	7,500	78	104.0
18 Jefferson	20,250	207	102.2
19 Union	24,850	243	97.8
20 Umatilla	72,250	687	95.1
21 Wasco	23,900	222	92.9
22 Josephine	78,600	725	92.2
23 Deschutes	135,450	1,221	90.1
24 Columbia	45,650	411	90.0
25 Grant	7,750	69	89.0
26 Benton	81,750	723	88.4
27 Curry	21,150	181	85.6
28 Harney	7,650	60	78.4
29 Hood River	21,050	163	77.4
30 Douglas	102,350	735	71.8
31 Washington	480,200	3,435	71.5
32 Gilliam	1,900	13	68.4
33 Tillamook	24,950	170	68.1
34 Clackamas	356,250	2,286	64.2
35 Wallowa	7,150	43	60.1
36 Wheeler	1,550	9	58.1
Statewide	3,582,600	41,313	115.3

State
Avg.
115.3

STATEWIDE FIVE YEAR OFFENSES by FORCE ELEMENT

Classification	Year	WEAPON TOTAL	KNIFE/ CUTTING	OTHER WEAPON	PHYSICAL FORCE	FIREARM TOTAL	Firearm by Type			
							Hand Gun	Rifle/ Shotgun	Other Firearm	Unknown Firearm
Murder	2000	67	3	5	10	49	36	6	4	3
	2001	94	18	29	4	43	28	9	5	1
	2002	86	11	10	14	51	23	14	10	4
	2003	78	9	16	8	45	24	3	15	3
	2004	99	20	13	11	55	26	5	18	6
Negligent Homicide *	2000	6		2	3	1	1			
	2001	13		7	2	4	1	3		
	2002	9		4	1	4	2	1		1
	2003	5		3	2					
	2004	13		9	2	2	2			
Forcible Rape	2000	1,219	34	49	1,110	26	21	2	2	1
	2001	1,147	31	53	1,040	23	20		1	2
	2002	1,302	42	26	1,205	29	23	1		5
	2003	1,286	30	37	1,193	26	24	2		
	2004	1344	46	36	1222	40	35	3		2
Robbery	2000	2,828	279	208	1,538	803	622	33	14	134
	2001	2,688	263	211	1,528	686	551	33	10	92
	2002	2,774	269	251	1,538	716	554	30	17	115
	2003	2,891	318	237	1,584	752	590	25	11	126
	2004	2802	298	274	1505	725	548	34	14	130
Aggravated Assault	2000	7,644	1,102	2,642	3,003	897	584	129	88	96
	2001	6,568	971	2,318	2,552	727	477	116	58	76
	2002	6,535	914	2,191	2,643	787	529	124	56	78
	2003	6,620	1,103	2,336	2,397	784	546	96	62	80
	2004	6665	1223	2407	2209	826	585	91	53	97
TOTALS	2000	11,764	1,418	2,906	5,664	1,776	1,264	170	108	234
	2001	10,510	1,283	2,618	5,126	1,483	1,077	161	74	171
	2002	10,706	1,236	2,482	5,401	1,587	1,131	170	83	203
	2003	10,880	1,460	2,629	5,184	1,607	1,184	126	88	209
	2004	10924	1587	2739	4949	1649	1196	133	85	265

- Negligent Homicide offenses does not include vehicular deaths.

STATEWIDE HOMICIDE VICTIMS by SEX, RACE and WEAPON

YEAR	TOTAL	SEX		RACE						WEAPON							
		MALE	FEMALE	WHITE	BLACK	INDIAN	HISP.	ASIAN	UNK	HAND-GUN	RIFLE	SHOT-GUN	GUN-UNK	KNIFE	BLUNT OBJ	PHYSICAL FORCE	OTHER WEAPON
1995	129	86	43	85	21	3	18	2		60	7	6	8	21	14	7	14
1996	119	78	41	77	16	2	16	8		50	4	4		21	14	10	20
1997	99	70	29	66	19	2	9	2		51	7	7	3	8	8	10	5
1998	113	79	34	85	10	2	15	1		49	7	4	9	22	6	13	3
1999	86	56	30	56	13		14	3		28	1	5	11	16	4	10	11
2000	67	56	11	42	12	1	10	2		36	4	2	7	3	3	10	2
2001	94	61	33	73	6	1	12	2		28	8	1	6	18	14	4	15
2002	86	52	34	64	7	2	12	1		23	8	6	14	11	1	14	9
2003	78	51	27	54	16		5	1	2	24	3		18	9	9	7	8
2004	99	80	19	62	15	1	15	4	2	26	4	1	24	20	8	11	5

OTHER WEAPONS INCLUDE:

Arson, Asphyxiation, Drowning, Poison, Strangle, etc. and Unknown

ASIAN INCLUDES:

Chinese, Japanese, Vietnamese and Asian or Pacific Islander

STATEWIDE NEGLIGENT HOMICIDE by TYPE

NEGLIGENT HOMICIDE - Killing through gross negligence. Limited to "non-traffic" type of circumstances only.

	1995	1996	1997*	1998	1999	2000	2001	2002	2003	2004
Victim shot while hunting	1	1			2		2	1		
Gun cleaning death other than self inflicted		1								
Children playing with gun	2	2	4	1				1		
Other negligent handling of a gun	2	2	4	2	1	1	2	2		2
All other manslaughter by negligence	8	4	4	7	2	5	9	5	5	11
NEGLIGENT HOMICIDE TOTAL	13	10	12	10	5	6	13	9	5	13

* 1997 type of circumstance data incomplete for Negligent Homicide.

HOMICIDES - STATE OF OREGON by COUNTY

	1995	1996	1997	1998	1999	2000	2001	2002	2003	2004
BAKER			1	1	2					
BENTON	2	1			1					1
CLACKAMAS	5	5	4	4	4	4	2	4	5	3
CLATSOP	1		2	2	1		1			
COLUMBIA	1	1			1	1	1	1		
COOS	1	5	3	1			3	2		
CROOK			1							
CURRY							3	1	1	
DESCHUTES	2		2	1	3	2	3	4		2
DOUGLAS	3	2	2	3	2	1	2		4	4
GILLIAM										
GRANT			1					2		
HARNEY		1		1			4			
HOOD RIVER										1
JACKSON	9	10	5	7	3	4	4	2	4	5
JEFFERSON		2			1	1				1
JOSEPHINE	7	3	3	5	2		2		3	6
KLAMATH	3	4	3	5	1	2	1	4		3
LAKE				1						
LANE	12	11	5	12	5	7	7	6	7	5
LINCOLN	5			4	1	1	5	3		
LINN	3	2	1	2	1	2	3		2	3
MALHEUR			1		1					1
MARION	15	9	4	15	2	9	10	10	14	8
MORROW	1									
MULTNOMAH	47	49	53	27	42	23	29	25	30	39
POLK	3	2	1	2	1			1		
SHERMAN										1
TILLAMOOK					2			4		
UMATILLA	2	2	2	2	2	2	3	5	2	3
UNION	1								1	2
WALLOWA			1							
WASCO		1	1	2		1	2	1	1	
WASHINGTON	6	7	3	14	6	4	8	5	4	10
WHEELER										
YAMHILL		2	2	2	2	3	1	6		1
TOTAL	129	119	101	113	86	67	94	86	78	99

OTHER SEX CRIMES by TYPE and VICTIM 2002 & 2003

TYPE	VICTIM ADULT MALE		VICTIM ADULT FEMALE		VICTIM JUVENILE MALE		VICTIM JUVENILE FEMALE	
	2003	2004	2003	2004	2003	2004	2003	2004
	Non-Force Rape	14	4	28	36	34	40	579
Contrib. to Sex Delinq.	3	7	4	22	39	57	250	290
Physical Molest	53	43	367	376	391	304	1,555	1575
Obscene Phone Call	10	3	43	74	2	0	2	19
Incest	4	0	6	5	14	16	34	41
Indecent Exposure	162	188	277	297	36	41	121	164
Forcible Sodomy	30	50	99	100	143	136	183	194
Non-Force Sodomy	3	3	3	11	68	78	87	127
Other Sex Crimes	127	111	223	216	174	159	699	866
TOTAL	406	409	1,050	1137	901	831	3,510	3890

SECTION 3
STATEWIDE
CRIMES AGAINST PROPERTY
OFFENSE and ARREST PROFILE

This page is intentionally blank.

OREGON CRIME CLOCK

1 Crime Against Property every 2.2 minutes

1 Burglary
every 17.2 minutes


1 Larceny
every 4.4 minutes

1 Motor Vehicle Theft
every 27.6 minutes

1 Arson
every 6.1 hours

1 Vandalism
every 13.1 minutes

1 Fraud
every 34.3 minutes

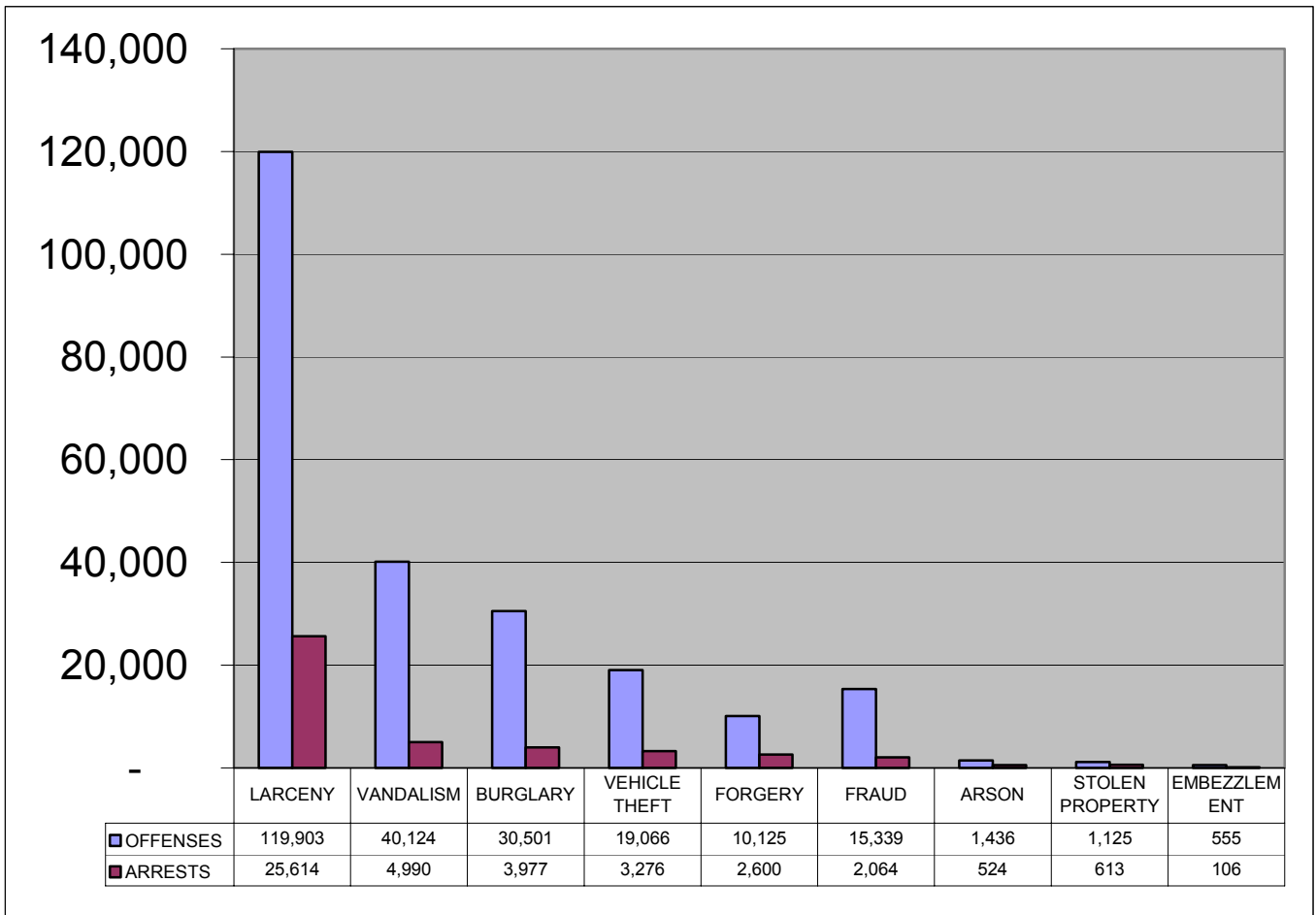


1 Embezzlement
every 15.8 hours

1 Stolen Property
every 7.8 hours

1 Forgery/Counterfeiting
every 51.9 minutes

STATEWIDE CRIMES AGAINST PROPERTY, 2004



STATEWIDE CRIMES AGAINST PROPERTY, 2004

CLASSIFICATION	2004 OFFENSES	PERSONS ARRESTED					PROPERTY	
		ADULT	JUVENILE	TOTAL	MALE	FEMALE	LOSS VALUE	RECOVERED VALUE
BURGLARY								
Residence	19,044						17,198,551	795,917
Business	6,385						6,326,332	335,035
Other Structure	5,072						4,224,908	175,896
BURGLARY TOTAL	30,501	2,843	1,134	3,977	3,466	511	27,749,791	1,306,848
LARCENY								
Pickpocket	334						86,074	1,581
Purse-snatch	500						266,036	23,493
Shoplift	17,505						1,321,709	895,606
From Motor Vehicles	37,159						14,995,739	608,658
Motor Vehicle Parts/Acc.	11,912						2,810,874	71,652
Bicycles	7,766						2,040,225	239,922
From Public Building	8,432						3,042,606	402,344
From Coin-op Machine	405						62,881	2,111
All Other Larceny	35,890						28,235,913	3,220,957
LARCENY TOTAL	119,903	19,191	6,423	25,614	16,654	8,960	52,862,057	5,466,324
MOTOR VEHICLE THEFT								
Automobiles	11,836						45,759,583	27,630,211
Trucks/Busses/Vans	5,101						32,533,360	18,814,401
Motorcycles/Mopeds	996						3,558,172	875,035
Snowmobiles	72						349,617	58,402
Other Vehicles	1,061						3,571,143	1,912,673
MTR VEH THEFT TOTAL	19,066	2,630	646	3,276	2,593	683	85,771,875	49,290,722
ARSON								
Residence	212						850,413	2
Other Buildings	268						2,233,466	0
Vehicles	202						172,508	0
Other Arson	754						466,237	1
ARSON TOTAL	1,436	258	266	524	407	117	3,722,624	3
FORGERY/COUNTERFEIT								
Check	5,473						2,307,006	139,430
Credit Card	406						99,754	8,712
Currency	2,710						557,188	2,277
Securities	325						181,895	100
All Other	1,211						161,079	46,867
FORG/CTERFT TOTAL	10,125	2,480	120	2,600	1,641	959	3,306,922	197,386
FRAUD								
No Account Check	284						335,705	9,933
Account Closed Check	952						171,876	22,723
NSF Check	1,468						526,688	31,159
Credit Cards	3,062						1,284,951	30,521
By Deception	4,019						4,090,309	90,414
Of Services	2,211						187,827	15,378
Other	3,343						466,384	21,112
FRAUD TOTAL	15,339	1,932	132	2,064	1,285	779	7,063,740	221,240
EMBEZZLEMENT	555	99	7	106	51	55	3,280,976	58,411
STOLEN PROPERTY	1,125	507	106	613	487	126	NOT APPLICABLE	79,953
VANDALISM								
Residence	4,858						734,313	130
Non-Residence	6,135						1,467,897	1,427
Vehicle	13,760						4,097,678	16,541
Venerated Objects	32						4,273	0
Police Cars	116						22,479	0
Other	15,223						4,629,994	3,698
VANDALISM TOTAL	40,124	3,021	1,969	4,990	4,259	731	10,956,634	21,796
PROPERTY CRIMES TOTAL	238,174	32,961	10,803	43,764	30,843	12,921	194,714,619	56,642,683

COUNTY FIVE YEAR PROFILE OF CRIMES AGAINST PROPERTY

	2000	2001	2002	2003	2004
BAKER	998	891	969	822	911
BENTON	4,773	4,189	3,959	4,413	4,121
CLACKAMAS	22,219	23,742	20,356	20,659	20,224
CLATSOP	2,646	2,471	2,599	2,642	2,434
COLUMBIA	1,724	1,922	1,722	1,717	1,824
COOS	2,701	3,227	3,016	3,197	2,661
CROOK	848	1,031	966	1,218	1,121
CURRY	615	576	655	759	714
DESCHUTES	7,256	8,451	8,157	8,505	8,337
DOUGLAS	5,196	5,330	5,020	5,535	5,376
GILLIAM	45	33	29	49	48
GRANT	197	249	228	188	305
HARNEY	322	255	205	153	236
HOOD RIVER	859	622	638	551	685
JACKSON	12,972	11,999	13,365	13,679	13,179
JEFFERSON	911	833	751	840	849
JOSEPHINE	4,154	3,698	3,524	3,978	4,276
KLAMATH	2,601	2,627	2,540	2,782	2,833
LAKE	217	235	108	231	350
LANE	24,975	23,901	22,730	22,937	22,149
LINCOLN	3,172	3,068	3,111	4,386	3,597
LINN	7,237	8,626	7,248	9,792	9,372
MALHEUR	1,617	1,696	1,669	1,542	1,469
MARION	23,409	25,653	27,372	28,149	22,086
MORROW	561	789	695	604	583
MULTNOMAH	59,479	65,077	64,123	67,643	65,627
POLK	3,414	3,470	3,681	3,061	4,144
SHERMAN	77	45	61	56	66
TILLAMOOK	1,182	1,191	1,383	1,343	1,517
UMATILLA	4,162	3,804	3,978	3,940	3,904
UNION	817	841	876	933	1,159
WALLOWA	92	224	210	178	146
WASCO	1,485	1,356	1,477	1,667	1,517
WASHINGTON	22,224	25,412	24,616	24,764	24,524
WHEELER	19	47	43	24	38
YAMHILL	4,612	4,256	4,391	3,074	5,792
TOTAL	229,788	241,837	236,471	246,011	238,174

STATEWIDE TEN YEAR OFFENSE, POPULATION and RATE PROFILE

YEAR	POPULATION	CRIMES AGAINST PROPERTY	RATE PER 10,000 POPULATION
1995	3,132,000	268,217	856.4
1996	3,181,000	251,141	789.5
1997	3,217,000	267,388	831.2
1998	3,267,550	244,713	748.9
1999	3,300,800	225,096	681.9
2000	3,436,750	229,788	668.6
2001	3,471,700	241,837	696.6
2002	3,504,700	236,471	674.7
2003	3,541,500	246,011	694.7
2004	3,582,600	238,174	664.8

Property Crimes by County - 2004

Rates Ranked Highest to lowest

County	Population	Property Crimes	Rate / 10,000		
1	Multnomah	685,950	65,627	956.7	
2	Linn	106,350	9,372	881.2	
3	Lincoln	44,400	3,597	810.1	
4	Marion	298,450	22,086	740.0	
5	Jackson	191,200	13,179	689.3	
6	Clatsop	36,400	2,434	668.7	
7	Lane	333,350	22,149	664.4	← State Avg.
8	Yamhill	89,200	5,792	649.3	664.8
9	Polk	64,950	4,144	638.0	
10	Wasco	23,900	1,517	634.7	
11	Deschutes	135,450	8,337	615.5	
12	Tillamook	24,950	1,517	608.0	
13	Clackamas	356,250	20,224	567.7	
14	Baker	16,550	911	550.5	
15	Josephine	78,600	4,276	544.0	
16	Crook	20,650	1,121	542.9	
17	Umatilla	72,250	3,904	540.3	
18	Douglas	102,350	5,376	525.3	
19	Washington	480,200	24,524	510.7	
20	Benton	81,750	4,121	504.1	
21	Morrow	11,750	583	496.2	
22	Lake	7,500	350	466.7	
23	Union	24,850	1,159	466.4	
24	Malheur	31,850	1,469	461.2	
25	Klamath	64,800	2,833	437.2	
26	Coos	62,700	2,661	424.4	
27	Jefferson	20,250	849	419.3	
28	Columbia	45,650	1,824	399.6	
29	Grant	7,750	305	393.5	
30	Sherman	1,900	66	347.4	
31	Curry	21,150	714	337.6	
32	Hood River	21,050	685	325.4	
33	Harney	7,650	236	308.5	
34	Gilliam	1,900	48	252.6	
35	Wheeler	1,550	38	245.2	
36	Wallowa	7,150	146	204.2	
	Statewide	3,582,600	238,174	664.8	

SECTION 4
STATEWIDE
BEHAVIORAL CRIMES
OFFENSE and ARREST PROFILE

This page is intentionally blank.

OREGON CRIME CLOCK

1 Behavioral Crime every 3.1 minutes

1 Weapon Law Violation
every 2.3 hours

1 Prostitution Violation
every 14.2 hours

1 Crime Against Family
every 3.6 hours

1 Disorderly Conduct
every 24.4 minutes

1 Drug Law Violation
every 19.9 minutes

1 DUII Violation
every 2.6 minutes


1 Runaway Juvenile
every 48.5 minutes

1 Gambling Violation
every 4.3 weeks

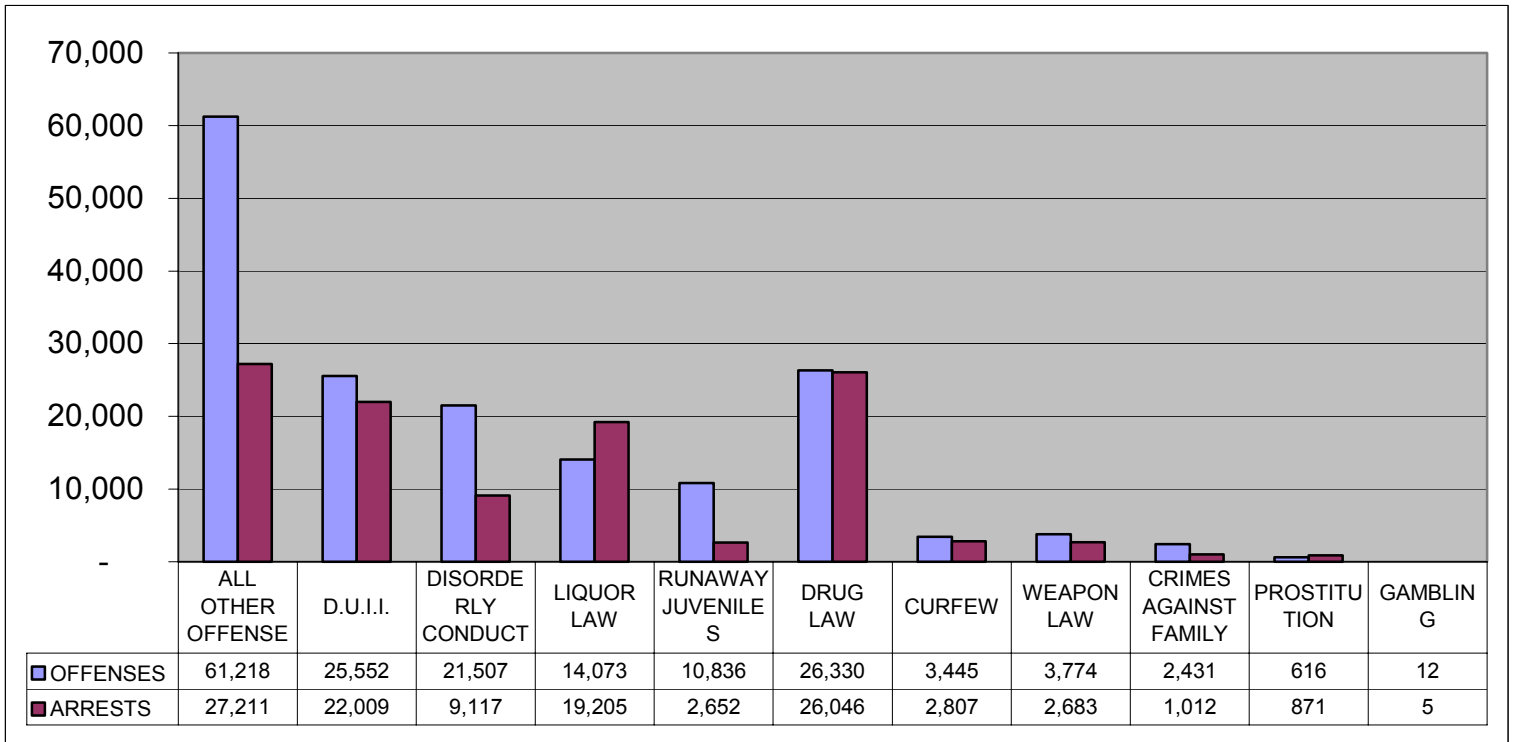
1 Liquor Law Violation
every 37.3 minutes

1 Curfew Violation
every 2.5 hours

1 All Other (Except Traffic)
every 8.6 minutes



STATEWIDE BEHAVIORAL CRIMES, 2004



STATEWIDE BEHAVIORAL CRIMES, 2004

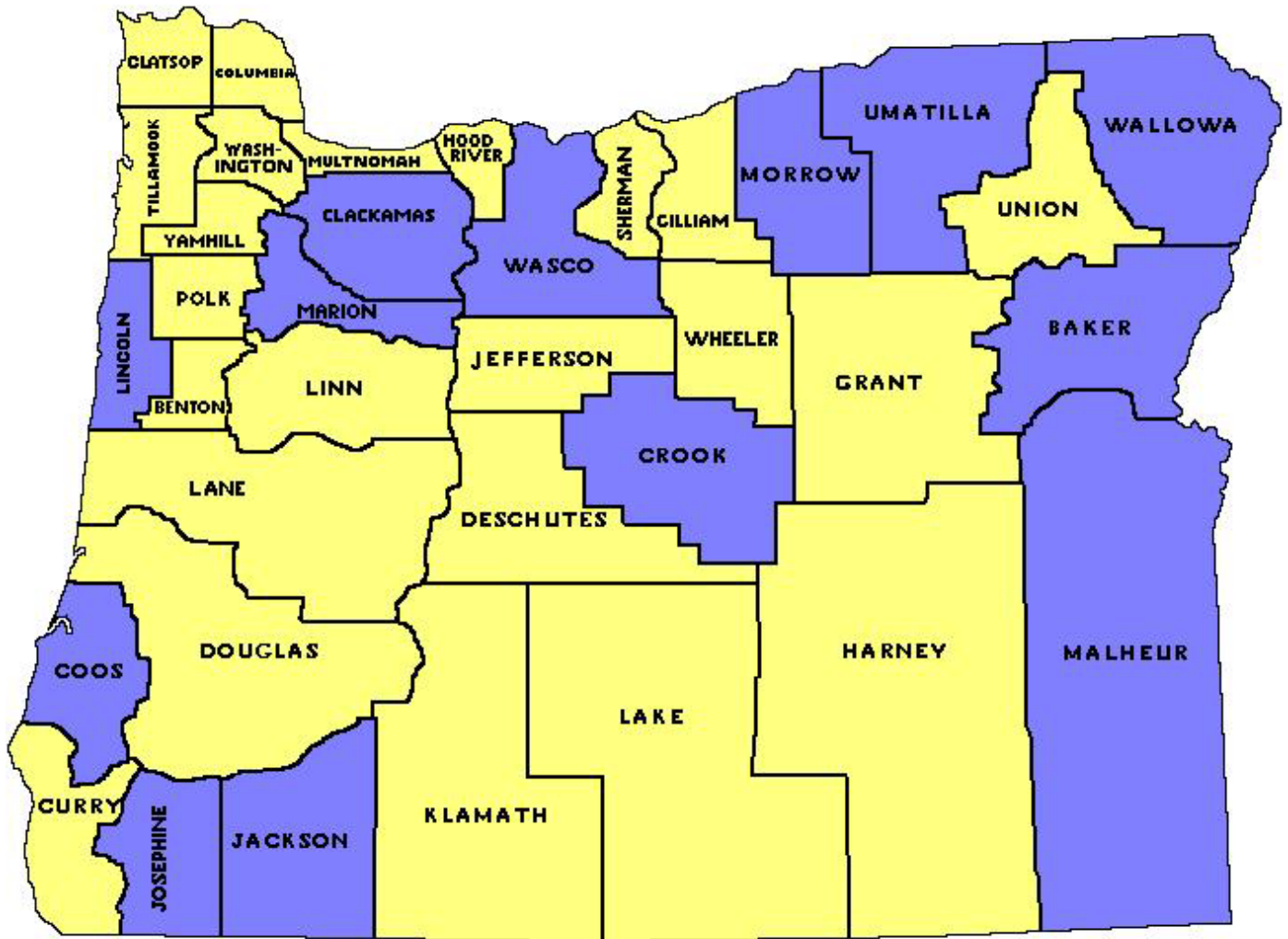
CLASSIFICATION	PERSONS ARRESTED						PROPERTY	
	2004 OFFENSES	ADULT	JUVENILE	TOTAL	MALE	FEMALE	LOSS VALUE	RECOVERED VALUE
WEAPON LAWS								
Possess Illegally	773	510	91	601	551	50		
Carry Concealed	1,197	906	149	1,055	990	65		
Ex-Con in Possession	1,078	726	4	730	669	61		
Other	726	216	81	297	262	35		
TOTAL	3,774	2,358	325	2,683	2,472	211	NOT APPLICABLE	
PROSTITUTION								
Engage In	365	534	18	552	247	305		
Promote	16	26	1	27	18	9		
Compel	31	11	0	11	8	3		
Other	204	271	10	281	87	194		
TOTAL	616	842	29	871	360	511	NOT APPLICABLE	
DRUG LAWS								
Narcotics	5,942	6,983	618	7,601	5,687	1,914		
Marijuana	9,599	7,447	1,844	9,291	7,623	1,668		
Synthetic Narcotics	1,149	1,011	53	1,064	737	327		
Other Dangerous Drugs	9,640	7,809	281	8,090	5,828	2,262		
TOTAL	26,330	23,250	2,796	26,046	19,875	6,171	NOT APPLICABLE	
GAMBLING								
Bookmaking	1	0	0	0	0	0		
Numbers & Lottery	1	0	0	0	0	0		
Illegal Games	0	2	0	2	1	1		
Illegal Devices	8	2	0	2	2	0		
Illegal Payoff	0	0	0	0	0	0		
Other	2	1	0	1	1	0		
TOTAL	12	5	0	5	4	1	NOT APPLICABLE	
OFFENSES AGAINST FAMILY								
Child Abandonment	52	14	1	15	4	11		
Child Neglect	1,164	635	5	640	238	402		
Non-Support	35	27	0	27	22	5		
Custodial Interference	341	44	2	46	24	22		
Other	839	276	8	284	148	136		
TOTAL	2,431	996	16	1,012	436	576	NOT APPLICABLE	
D. U. I. I.								
Under .08	1,519	1,379	45	1,424	1,168	256		
.08 thru .14 Alcohol	6,261	5,738	95	5,833	4,657	1,176		
.15 thru .19 Alcohol	5,793	5,361	45	5,406	4,277	1,129		
.20 or Above Alcohol	3,871	3,606	16	3,622	2,789	833		
BA Refused	3,024	2,664	9	2,673	2,203	470		
BA Not Given	559	511	5	516	366	150		
Of Drugs	1,374	1,085	36	1,121	788	333		
Undetermined	3,151	1,399	15	1,414	1,129	285		
TOTAL	25,552	21,743	266	22,009	17,377	4,632	NOT APPLICABLE	
LIQUOR LAWS								
Minor in Possession	7,955	8,268	4,944	13,212	9,306	3,906		
Illegal Make, Possess, Sell	21	9	3	12	5	7		
Illegal Establishment Operate	117	131	0	131	117	14		
Drinking in Public	3,326	4,356	10	4,366	3,832	534		
Furnishing	1,832	1,196	72	1,268	870	398		
Importing	4	1	0	1	1	0		
License Violation	229	32	2	34	13	21		
Minor on Premise	57	30	9	39	21	18		
Other	532	139	3	142	114	28		
TOTAL	14,073	14,162	5,043	19,205	14,279	4,926	NOT APPLICABLE	
DISORDERLY CONDUCT								
ALL OTHER	21,507	7,351	1,766	9,117	7,208	1,909	NOT APPLICABLE	
Trespass	15,398	5,972	1,167	7,139	5,790	1,349		
Escape your Custody	587	149	18	167	152	15		
Blackmail/Extortion	65	16	5	21	17	4		
Bomb Threat	122	10	12	22	14	8		
Other Criminal Threat	9,003	1,746	328	2,074	1,659	415		
Shoot in Prohib. Area	180	18	13	31	30	1		
Animal Ordinances	6,614	1,523	35	1,558	792	766		
Garbage/Littering	2,042	1,122	84	1,206	996	210		
Other	27,207	12,247	2,746	14,993	11,181	3,812		
TOTAL	61,218	22,803	4,408	27,211	20,631	6,580	NOT APPLICABLE	
CURFEW								
	3,445		2,778	2,778	1,774	1,033		
RUNAWAY								
Male Juvenile	4,728		1,152	1,152	1,152	0		
Female Juvenile	6,108		1,500	1,500	0	1,500		
TOTAL	10,836		2,652	2,652	1,152	1,500	NOT APPLICABLE	
BEHAVIORAL CRIME TOTAL	169,794	93,510	20,079	113,589	85,568	28,050	0	0

OREGON COUNTY MAP

Behavioral Crimes, 2004

INCREASE

DECREASE



COUNTY FIVE YEAR PROFILE OF BEHAVIORAL CRIMES

	2000	2001	2002	2003	2004
BAKER	765	668	682	748	576
BENTON	3,794	3,846	4,027	4,457	5,398
CLACKAMAS	9,004	9,234	9,372	8,948	8,631
CLATSOP	3,466	3,365	3,618	3,821	3,904
COLUMBIA	2,290	2,608	2,789	2,708	2,802
COOS	3,202	4,159	4,629	4,646	4,387
CROOK	1,367	1,558	1,411	2,243	2,082
CURRY	704	617	765	552	794
DESCHUTES	5,542	5,728	5,936	5,158	5,753
DOUGLAS	5,584	5,817	5,854	5,511	5,650
GILLIAM	104	155	156	136	180
GRANT	187	382	344	308	385
HARNEY	271	342	327	292	336
HOOD RIVER	742	831	780	726	1,187
JACKSON	11,668	11,090	10,879	11,560	10,866
JEFFERSON	1,183	1,130	1,120	1,072	1,084
JOSEPHINE	3,609	4,246	4,100	3,785	3,523
KLAMATH	2,328	2,437	2,484	2,271	2,362
LAKE	254	229	144	261	331
LANE	15,159	14,778	14,908	15,906	16,212
LINCOLN	2,457	2,444	2,523	3,141	2,654
LINN	7,734	7,581	7,292	7,570	7,873
MALHEUR	2,597	2,545	2,639	3,124	2,670
MARION	16,470	15,961	16,532	19,319	17,878
MORROW	583	757	806	617	542
MULTNOMAH	35,030	31,176	25,555	29,019	30,904
POLK	4,120	4,464	4,658	3,760	4,463
SHERMAN	85	98	87	83	116
TILLAMOOK	1,221	1,071	1,258	1,066	1,700
UMATILLA	4,429	3,759	3,561	3,269	3,269
UNION	968	1,101	1,107	1,102	1,351
WALLOWA	167	348	369	362	329
WASCO	1,477	1,427	1,532	1,419	1,339
WASHINGTON	12,364	11,994	11,411	11,436	12,349
WHEELER	70	87	137	90	113
YAMHILL	4,183	4,308	4,359	4,599	5,801
TOTAL	165,178	162,341	158,151	165,085	169,794

STATEWIDE TEN YEAR OFFENSE, POPULATION and RATE PROFILE

YEAR	POPULATION	BEHAVIORAL CRIMES	RATE PER 10,000 POPULATION
1995	3,132,000	148,468	474.0
1996	3,181,000	156,986	493.5
1997	3,217,000	167,779	521.5
1998	3,267,550	163,673	500.9
1999	3,300,800	164,326	497.8
2000	3,436,750	165,178	480.6
2001	3,471,700	162,341	467.6
2002	3,504,700	158,151	451.3
2003	3,541,500	165,085	466.1
2004	3,582,600	169,794	473.9

Behavioral Crimes by County - 2004

Rates Ranked Highest to lowest

	County	Population	Behavioral Crimes	Rate / 10,000	
1	Clatsop	36,400	3,904	1,072.5	
2	Crook	20,650	2,082	1,008.2	
3	Gilliam	1,900	180	947.4	
4	Malheur	31,850	2,670	838.3	
5	Linn	106,350	7,873	740.3	
6	Wheeler	1,550	113	729.0	
7	Coos	62,700	4,387	699.7	
8	Polk	64,950	4,463	687.1	
9	Tillamook	24,950	1,700	681.4	
10	Benton	81,750	5,398	660.3	
11	Yamhill	89,200	5,801	650.3	
12	Columbia	45,650	2,802	613.8	
13	Sherman	1,900	116	610.5	
14	Marion	298,450	17,878	599.0	
15	Lincoln	44,400	2,654	597.7	
16	Jackson	191,200	10,866	568.3	
17	Hood River	21,050	1,187	563.9	
18	Wasco	23,900	1,339	560.3	
19	Douglas	102,350	5,650	552.0	
20	Union	24,850	1,351	543.7	
21	Jefferson	20,250	1,084	535.3	
22	Grant	7,750	385	496.8	
23	Lane	333,350	16,212	486.3	State Avg.
24	Morrow	11,750	542	461.3	← 473.9
25	Wallowa	7,150	329	460.1	
26	Umatilla	72,250	3,269	452.5	
27	Multnomah	685,950	30,904	450.5	
28	Josephine	78,600	3,523	448.2	
29	Lake	7,500	331	441.3	
30	Harney	7,650	336	439.2	
31	Deschutes	135,450	5,753	424.7	
32	Curry	21,150	794	375.4	
33	Klamath	64,800	2,362	364.5	
34	Baker	16,550	576	348.0	
35	Washington	480,200	12,349	257.2	
36	Clackamas	356,250	8,631	242.3	
	Statewide	3,582,600	169,794	473.9	

STATEWIDE DRUG LAW OFFENSES by TYPE OF DRUG and ACTIVITY - 2004								
TOTAL		Possess for Sale	Possess for Use	Furnish	Transpt/ Mfg/ Cultivate	Obtain Unlawful	Tamper w/Record	Other
26	Opium	3	16		2		5	
1,403	Heroin	375	1,011	9	5			3
63	Morphine	7	42	5		7	2	
3,281	Cocaine	729	2,496	16	24	2		14
207	Codeine	5	121	4		3	70	4
962	Other Narcotic	124	578	40	47	16	128	29
5,942	NARCOTIC TOTAL	1,243	4,264	74	78	28	205	50
52	Hashish	12	36		4			
1,701	Marij. Over Oz	514	651	66	449	1		20
7,846	Marij. Under Oz	351	7,246	83	88		1	77
9,599	MARIJUANA TOTAL	877	7,933	149	541	1	1	97
1,149	SYNTHETIC TOTAL	171	829	19	77	6	24	23
9,640	OTHER DANGEROUS DRUG TOTAL	1,082	6,640	180	531	23	40	1,144
26,330	DRUG LAW OFFENSE TOTAL	3,373	19,666	422	1,227	58	270	1,314

STATEWIDE DRUG LAW ARRESTS by TYPE OF DRUG and ACTIVITY - 2004								
TOTAL		Possess for Sale	Possess for Use	Furnish	Transpt/ Mfg/ Cultivate	Obtain Unlawful	Tamper w/Record	Other
30	Opium	7	12		8		3	
1,799	Heroin	217	1,577		5			
27	Morphine		23	3		1		
3,829	Cocaine	223	3,596	1	6			3
89	Codeine	5	53	1		2	28	
1,827	Other Narcotic	68	399	18	35	6	431	870
7,601	NARCOTIC TOTAL	520	5,660	23	54	9	462	873
48	Hashish	8	40					
1,180	Marij. Over Oz	416	518	16	212	2		16
8,063	Marij. Under Oz	416	7,447	56	40		2	102
9,291	MARIJUANA TOTAL	840	8,005	72	252	2	2	118
1,064	SYNTHETIC TOTAL	120	821	16	59	4	24	20
8,090	OTHER DANGEROUS DRUG TOTAL	709	6,815	48	235	9	25	249
26,046	DRUG LAW ARREST TOTAL	2,189	21,301	159	600	24	513	1,260

DRUG OFFENSES by COUNTY and TYPE - 2004

COUNTY	TOTAL	Heroin	Cocaine	Other Narcotic	NARCOTIC TOTAL	Marij Over Oz	Marij Under Oz	Hashish	MARIJ TOTAL	SYNTHETIC NARCOTIC	OTHER DANGER DRUGS
BAKER	104	1	2	16	19	9	50		59	1	25
BENTON	483	18	4	32	54	58	200	3	261	3	165
CLACKAMAS	1,065	6	19	10	35	22	135		157	4	869
CLATSOP	374	8	11	101	120	14	186		200	23	31
COLUMBIA	480	2	11	11	24	43	220		263	3	190
COOS	292	4	1	5	10	19	168		187	30	65
CROOK	136			14	14	11	44	2	57	26	39
CURRY	137		3	3	6	8	80		88	3	40
DESCHUTES	1,095	3	5	110	118	43	419		462	152	363
DOUGLAS	1,234		4	50	54	30	744	1	775	129	276
GILLIAM	91		6		6	6	35		41		44
GRANT	45		1		1	6	28		34	4	6
HARNEY	35			5	5	1	22		23	2	5
HOOD RIVER	187	1	15	29	45	19	77	1	97	29	16
JACKSON	2,297	29	68	25	122	195	913	6	1,114	17	1,044
JEFFERSON	149	3		27	30	7	40		47	5	67
JOSEPHINE	926	5	14	67	86	121	263	1	385	13	442
KLAMATH	537	3	4	10	17	48	75		123	156	241
LAKE	25			1	1	9	10		19	2	3
LANE	3,514	156	43	39	238	235	1,485	15	1,735	20	1,521
LINCOLN	248		1	76	77	67	9		76	6	89
LINN	582	5	1	13	19	40	200	2	242	109	212
MALHEUR	265	2	1	6	9	10	107		117	52	87
MARION	2,631	463	1,046	326	1,835	189	95		284		512
MORROW	44			2	2	1	16		17	14	11
MULTNOMAH	5,383	541	1,660	90	2,291	237	926	12	1,175	157	1,760
POLK	366	81	192	68	341	2	13		15		10
SHERMAN	21					3	11		14	4	3
TILLAMOOK	172			6	6	25	91		116	3	47
UMATILLA	448	7	10	21	38	33	134		167	79	164
UNION	278	4	6	2	12	20	147		167	2	97
WALLOWA	65			2	2	11	45		56		7
WASCO	190			21	21	20	70		90	8	71
WASHINGTON	1,695	36	94	49	179	131	496	9	636	84	796
WHEELER	6						5		5		1
YAMHILL	730	25	59	21	105	8	287		295	9	321
TOTAL OFFENSES	26,330	1,403	3,281	1,258	5,942	1,701	7,846	52	9,599	1,149	9,640

DRUG ARRESTS by COUNTY and TYPE - 2004

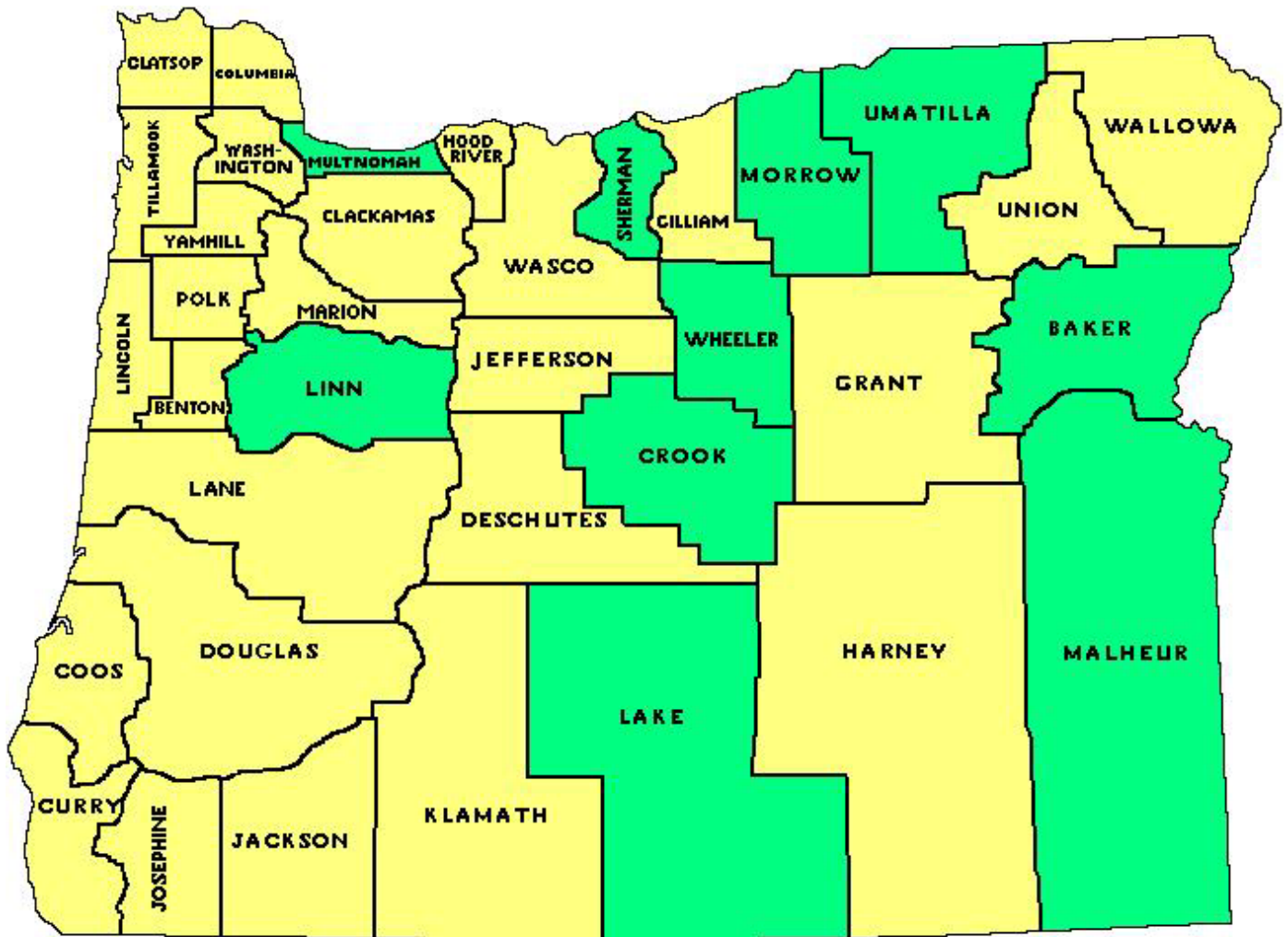
COUNTY	TOTAL	Heroin	Cocaine	Other Narcotic	NARCOTIC TOTAL	Marij Over Oz	Marij Under Oz	Hashish	MARIJ TOTAL	SYNTHETIC NARCOTIC	OTHER DANGER DRUGS
BAKER	105	1	1	11	13	13	49	0	62	0	30
BENTON	368	9	14	11	34	56	164	4	224	0	110
CLACKAMAS	958	2	8	595	605	18	189	0	207	11	135
CLATSOP	312	8	6	67	81	11	189	0	200	13	18
COLUMBIA	283	0	4	8	12	9	163	0	172	6	93
COOS	341	2	0	3	5	14	194	0	208	52	76
CROOK	72	0	0	5	5	5	37	1	43	8	16
CURRY	159	0	2	4	6	8	87	0	95	5	53
DESCHUTES	911	2	8	78	88	46	374	0	420	121	282
DOUGLAS	1,174	0	14	48	62	23	703	4	730	148	234
GILLIAM	70	0	5	0	5	7	32	0	39	0	26
GRANT	38	0	0	3	3	4	25	0	29	2	4
HARNEY	20	0	0	2	2	3	7	0	10	2	6
HOOD RIVER	163	1	11	12	24	19	73	2	94	32	13
JACKSON	2,059	26	72	21	119	123	878	6	1,007	10	923
JEFFERSON	95	0	2	20	22	6	27	0	33	2	38
JOSEPHINE	620	3	5	28	36	46	224	0	270	10	304
KLAMATH	500	2	3	8	13	51	57	0	108	179	200
LAKE	9	0	0	0	0	4	4	0	8	0	1
LANE	3,508	205	38	25	268	181	1,507	14	1,702	29	1,509
LINCOLN	168	0	5	39	44	40	22	0	62	1	61
LINN	445	3	1	16	20	33	186	0	219	59	147
MALHEUR	217	0	0	5	5	12	114	0	126	27	59
MARION	2,622	413	823	667	1,903	38	212	2	252	1	466
MORROW	39	0	4	0	4	6	16	0	22	8	5
MULTNOMAH	6,751	935	2,398	69	3,402	219	1,157	11	1,387	218	1,744
POLK	572	139	290	119	548	2	14	0	16	0	8
SHERMAN	18	0	0	0	0	7	8	0	15	2	1
TILLAMOOK	122	0	2	0	2	11	78	0	89	0	31
UMATILLA	817	9	8	35	52	42	248	0	290	65	410
UNION	329	1	7	0	8	14	188	2	204	0	117
WALLOWA	80	0	0	1	1	14	57	0	71	0	8
WASCO	238	0	1	35	36	22	96	0	118	8	76
WASHINGTON	1,212	21	50	30	101	73	391	2	466	40	605
WHEELER	3	0	0	0	0	0	3	0	3	0	0
YAMHILL	648	17	47	8	72	0	290	0	290	5	281
TOTAL ARRESTS	26,046	1,799	3,829	1,973	7,601	1,180	8,063	48	9,291	1,064	8,090

OREGON COUNTY MAP

Drug Law Violations, 2004

Increase

Decrease



DRUG OFFENSES by COUNTY 2000 through 2004

	2000	2001	2002	2003	2004
BAKER	86	114	123	122	104
BENTON	415	330	338	475	483
CLACKAMAS	1,098	1,109	1,175	1,015	1,065
CLATSOP	264	228	310	277	374
COLUMBIA	200	221	331	371	480
COOS	248	255	262	289	292
CROOK	75	124	79	158	136
CURRY	124	122	161	84	137
DESCHUTES	681	808	739	827	1,095
DOUGLAS	888	1,117	1,134	1,049	1,234
GILLIAM	22	46	42	48	91
GRANT	16	37	43	29	45
HARNEY	16	35	29	29	35
HOOD RIVER	130	138	113	148	187
JACKSON	1,603	1,729	2,128	2,225	2,297
JEFFERSON	135	132	134	129	149
JOSEPHINE	591	868	1,005	923	926
KLAMATH	430	454	444	419	537
LAKE	36	27	13	33	25
LANE	3,093	2,984	3,166	3,484	3,514
LINCOLN	161	217	170	209	248
LINN	625	573	505	586	582
MALHEUR	185	278	205	275	265
MARION	1,862	1,741	1,799	2,121	2,631
MORROW	57	65	77	63	44
MULTNOMAH	7,526	6,447	5,870	5,408	5,383
POLK	377	469	403	319	366
SHERMAN	11	32	15	22	21
TILLAMOOK	160	147	175	123	172
UMATILLA	306	418	497	465	448
UNION	174	186	213	216	278
WALLOWA	15	23	30	55	65
WASCO	192	183	210	182	190
WASHINGTON	1,473	1,320	1,600	1,682	1,695
WHEELER	5	10	9	8	6
YAMHILL	292	354	447	557	730
TOTAL	23,572	23,341	23,994	24,425	26,330

D. U. I. I. OFFENSES BY COUNTY FOR YEARS 2000 through 2004

COUNTY	2000	2001	2002	2003	2004
Baker	143	108	137	144	102
Benton	329	348	382	453	683
Clackamas	2,229	3,324	3,964	3,613	3,408
Clatsop	452	510	498	430	453
Columbia	331	359	378	322	264
Coos	591	477	637	611	528
Crook	223	210	175	247	201
Curry	255	227	227	153	166
Deschutes	1,068	977	1,116	993	1,037
Douglas	995	1,013	934	881	781
Gilliam	39	25	37	29	21
Grant	49	56	56	45	63
Harney	121	58	58	48	61
Hood River	282	320	314	267	196
Jackson	1,622	1,763	1,799	1,633	1,434
Jefferson	239	231	225	155	153
Josephine	797	774	785	697	604
Klamath	667	614	621	478	492
Lake	66	66	47	58	60
Lane	2,071	2,180	2,149	2,358	2,464
Lincoln	489	488	433	494	402
Linn	1,019	836	798	613	625
Malheur	269	198	212	272	213
Marion	1,921	1,624	1,657	1,496	1,618
Morrow	74	111	122	107	80
Multomah	3,897	3,289	2,466	3,670	4,171
Polk	431	449	535	377	504
Sherman	27	29	25	23	21
Tillamook	194	150	172	133	152
Umatilla	878	860	874	820	723
Union	178	213	233	206	226
Wallowa	22	32	35	52	58
Wasco	315	309	275	204	156
Washington	2,406	2,387	2,403	2,252	2,624
Wheeler	8	7	13	18	11
Yamhill	652	601	550	597	797
TOTAL	25,349	25,223	25,342	24,949	25,552

STATEWIDE D. U. I. I. OFFENSES DISTRIBUTED BY COUNTY and MAJOR POPULATION CENTER 2004

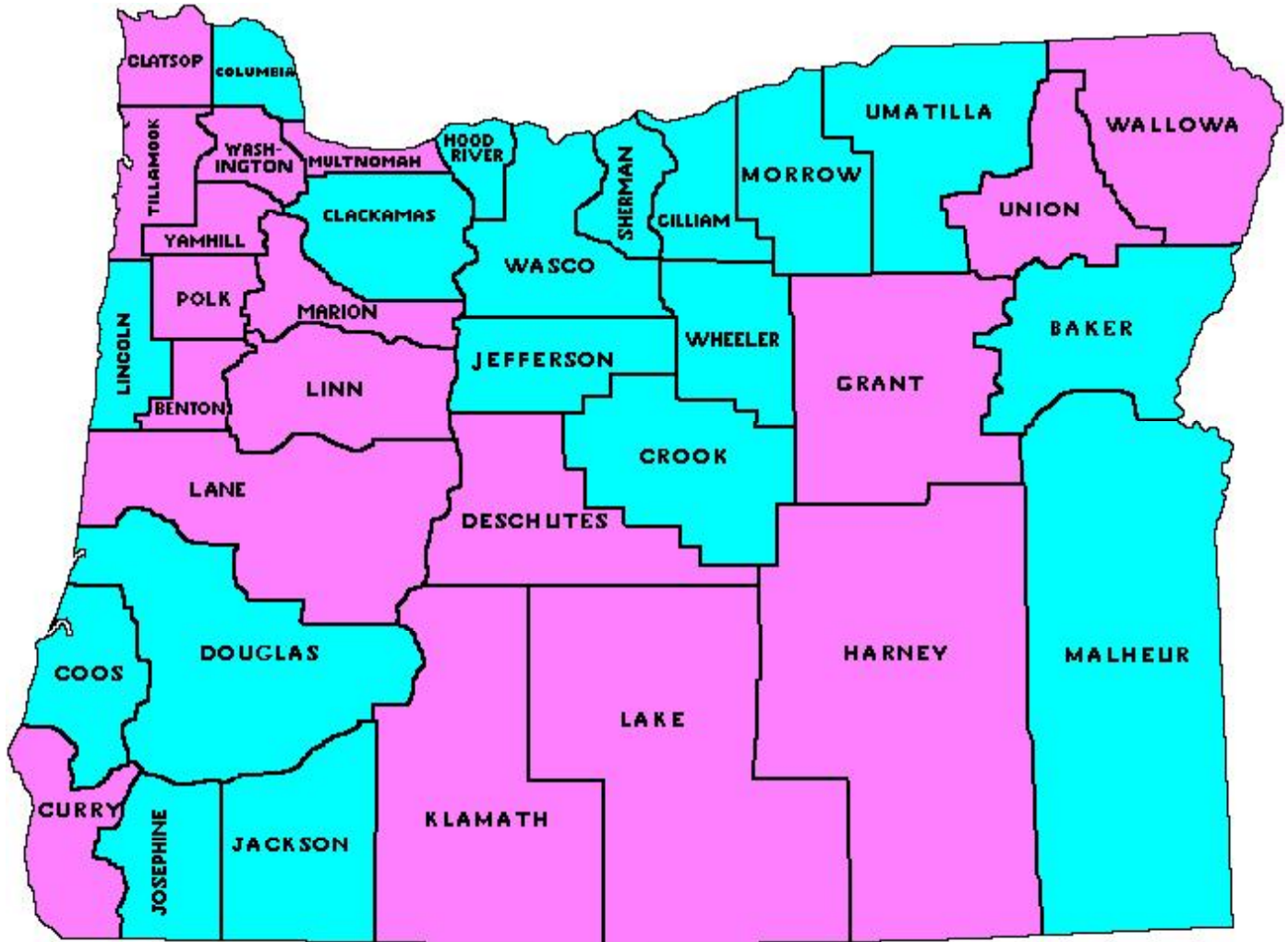
	County Population	No. DUII Offenses	Rate per 10,000	St. Police Offenses	Sheriff Offenses	Major City	City Population	D. U. I. I. Offenses
BAKER	16,550	102	61.6	49	19	Baker City	9,900	34
BENTON	81,750	683	83.5	18	181	Corvallis	52,590	458
CLACKAMAS	356,250	3,408	95.7	348	2,141	Lake Oswego	35,930	196
CLATSOP	36,400	453	124.5	82	69	Astoria	9,880	169
COLUMBIA	45,650	264	57.8	71	40	St. Helens	11,370	71
COOS	62,700	528	84.2	161	54	Coos Bay	15,700	63
CROOK	20,650	201	97.3	34	55	Prineville	8,640	112
CURRY	21,150	166	78.5	31	111	Brookings	6,050	14
DESCHUTES	135,450	1,037	76.6	177	309	Bend	65,210	357
DOUGLAS	102,350	781	76.3	144	333	Roseburg	20,530	151
GILLIAM	1,900	21	110.5	9	12	Condon	770	0
GRANT	7,750	63	81.3	27	19	John Day	1,840	16
HARNEY	7,650	61	79.7	15	15	Burns	3,020	16
HOOD RIVER	21,050	196	93.1	22	110	Hood River	6,230	64
JACKSON	191,200	1,434	75.0	219	240	Medford	69,220	403
JEFFERSON	20,250	153	75.6	34	39	Madras	5,430	70
JOSEPHINE	78,600	604	76.8	205	225	Grants Pass	24,790	174
KLAMATH	64,800	492	75.9	182	89	Klamath Falls	20,220	221
LAKE	7,500	60	80.0	8	36	Lakeview	2,480	16
LANE	333,350	2,464	73.9	527	392	Eugene	144,640	703
						Springfield	55,350	386
LINCOLN	44,400	402	90.5	78	87	Lincoln City	7,470	98
						Newport	9,760	113
LINN	106,350	625	58.8	168	136	Albany	44,030	247
MALHEUR	31,850	213	66.9	97	38	Ontario	11,200	53
MARION	298,450	1,618	54.2	572	112	Salem	123,890	497
MORROW	11,750	80	68.1	1	28	Boardman	3,120	51
MULTNOMAH	685,950	4,171	60.8	236	403	Gresham	94,250	433
						Portland	550,560	2,993
POLK	64,950	504	77.6	28	168	Dallas	13,500	66
SHERMAN	1,900	21	110.5	12	9			
TILLAMOOK	24,950	152	60.9	24	89	Tillamook	4,350	25
UMATILLA	72,250	723	100.1	172	8	Pendleton	16,850	173
UNION	24,850	226	90.9	103	44	La Grande	12,510	72
WALLOWA	7,150	58	81.1	25	16	Enterprise	1,940	17
WASCO	23,900	156	65.3	32	30	The Dalles	12,410	94
WASHINGTON	480,200	2,624	54.6	110	1,007	Beaverton	79,350	525
						Hillsboro	79,940	399
						Tigard	44,650	173
WHEELER	1,550	11	71.0	1	10			
YAMHILL	89,200	797	89.3	120	96	McMinnville	29,200	155
STATEWIDE TOTALS	3,582,600	25,552	71.3	4,142	6,770	MAJOR CITY TOTAL	1,708,770	9,878

OREGON COUNTY MAP

D.U.I.I. Offenses, 2004

Increase

Decrease



SECTION 5
STATEWIDE
REGULATORY OFFENSES
TRAFFIC CRIME, FISH & GAME, and MARINE VIOLATIONS

This page is intentionally blank.

STATEWIDE TRAFFIC CRIME, FISH & GAME, and MARINE VIOLATIONS

CLASSIFICATION	2004 OFFENSES	PERSONS ARRESTED				
		ADULT	JUVENILE	TOTAL	MALE	FEMALE
TRAFFIC CRIME						
Hit & Run-Misdemeanor	5,425	1,531	125	1,656	1,222	434
Hit & Run-Felony	408	137	7	144	107	37
Reckless Driving	4,718	1,339	124	1,463	1,248	215
Eluding	2,088	596	36	632	572	60
Drive/W Suspend-Misdemeanor	13,429	9,475	77	9,552	8,003	1,549
Drive/W Suspend-Felony	1,628	832	3	835	758	77
Fail to Display Drive License	4,160	2,596	138	2,734	2,151	583
TRAFFIC CRIME TOTAL	31,856	16,506	510	17,016	14,061	2,955
FISH and GAME						
Sport Fishing	3,819	3,673	145	3,818	2,993	825
Commercial Fishing	178	175	0	175	158	17
Personal Use	539	526	7	533	433	100
Game	1,640	1,551	72	1,623	1,467	156
FISH and GAME TOTAL	6,176	5,925	224	6,149	5,051	1,098
MARINE VIOLATIONS						
License Violation	221	201	3	204	192	12
Insuff Life Preserve	304	278	11	289	255	34
Muffling	2	1	0	1	1	0
Other Equip. Violation	21	13	0	13	9	4
Operate Without Lights	6	5	0	5	5	0
Reckless Operation	28	12	0	12	9	3
Speeding	84	78	1	79	79	0
Operate While Intoxicated	65	55	0	55	47	8
Other	169	128	13	141	115	26
MARINE TOTAL	900	771	28	799	712	87

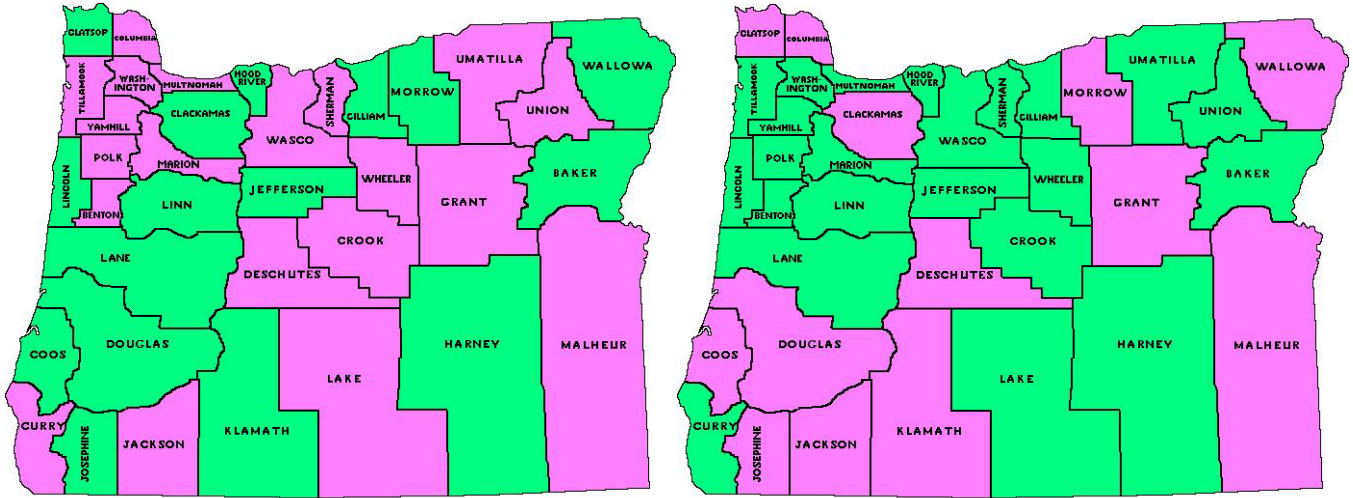
OREGON COUNTY MAP

Regulatory Offenses, 2004

Increase

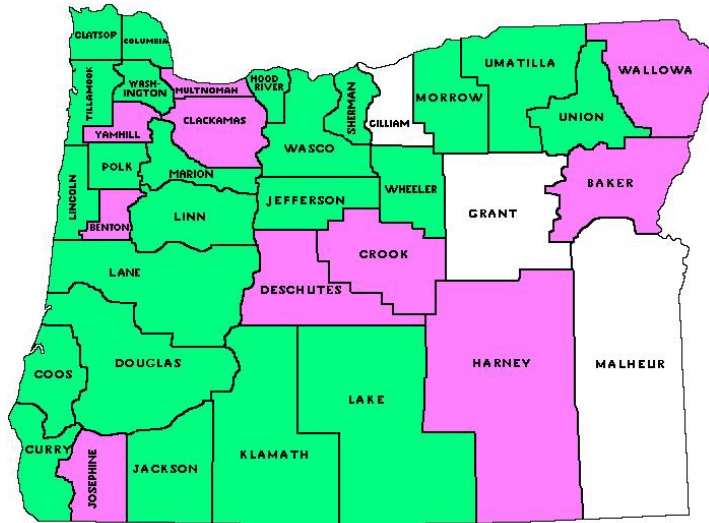
Decrease

No Change



Traffic Offenses

Fish & Game Offense



Marine Offenses

TRAFFIC CRIME OFFENSES by COUNTY, 2004

COUNTY	2004 TOTAL	Hit & Run Misd.	Hit & Run Felony	Reckless Driving	Drive w/ Eluding	Drive w/ Susp-Misd.	Drive w/ Susp-Felony	Failure to Disply Lic.
BAKER	48	10		9	8	17		4
BENTON	566	232	12	86	14	179	15	28
CLACKAMAS	2,943	284	27	336	298	563	1133	302
CLATSOP	397	32	5	67	12	165	1	115
COLUMBIA	562	21		59	30	411	7	34
COOS	295	27	9	54	22	133	5	45
CROOK	163	12	1	20	10	106	4	10
CURRY	95	8		10	7	50	1	19
DESCHUTES	1,049	120	19	172	69	568	15	86
DOUGLAS	705	141	7	143	40	262	6	106
GILLIAM	20	3		3		13	1	
GRANT	33	4	2	9	5	13		
HARNEY	16	4		2		6	4	
HOOD RIVER	107	17	1	28	10	39	2	10
JACKSON	2,924	418	23	230	96	1813	17	327
JEFFERSON	182	11	1	42	20	78	19	11
JOSEPHINE	400	33	6	60	32	242	4	23
KLAMATH	291	42	2	65	28	141	1	12
LAKE	37		1	17	6	9		4
LANE	2,445	288	20	593	28	653	20	843
LINCOLN	529	249	10	65	38	125	5	37
LINN	663	72	10	127	92	277	11	74
MALHEUR	125	19	3	18	15	59	2	9
MARION	3,538	1223	75	262	183	841	176	778
MORROW	36	3		2	2	27		2
MULTNOMAH	7,993	874	87	1306	659	4450	64	553
POLK	702	219	12	60	27	180	22	182
SHERMAN	31	3		7	1	5		15
TILLAMOOK	182	109	4	24	16	6	1	22
UMATILLA	464	78	5	78	59	179	2	63
UNION	167	36	2	52	16	49	1	11
WALLOWA	21	1		4	2	11		3
WASCO	279	21	1	28	18	151	40	20
WASHINGTON	2,779	392	43	363	182	1416	24	359
WHEELER	7			2	1	3		1
YAMHILL	1,062	419	20	315	42	189	25	52
TOTAL	31,856	5,425	408	4,718	2,088	13,429	1,628	4,160

FISH & GAME OFFENSES by COUNTY, 2004

COUNTY	2004 TOTAL	Sport Fishing	Commercial Fishing	Personal Use	Game
BAKER	108	85			23
BENTON	33	6			27
CLACKAMAS	452	401			51
CLATSOP	776	348	80	239	109
COLUMBIA	294	131	1		162
COOS	145	69	13	25	38
CROOK	46	25			21
CURRY	84	58	9	15	2
DESCHUTES	262	217		1	44
DOUGLAS	249	173	2	9	65
GILLIAM	8	6			2
GRANT	60	8			52
HARNEY	38	8			30
HOOD RIVER	106	82			24
JACKSON	427	247	1	113	66
JEFFERSON	42	31			11
JOSEPHINE	92	78			14
KLAMATH	142	47			95
LAKE	95	25			70
LANE	547	439	3	4	101
LINCOLN	424	290	42	60	32
LINN	138	102	1		35
MALHEUR	101	46	2		53
MARION	126	79			47
MORROW	65	24			41
MULTNOMAH	267	260	1		6
POLK	30	6			24
SHERMAN	19	13			6
TILLAMOOK	371	214	20	73	64
UMATILLA	143	64			79
UNION	86	27			59
WALLOWA	177	82	3		92
WASCO	109	76			33
WASHINGTON	66	36			30
WHEELER	30	16			14
YAMHILL	18				18
TOTAL	6,176	3,819	178	539	1,640

MARINE VIOLATION OFFENSES by COUNTY, 2004

COUNTY	2004 TOTAL	License Violations	Insf. Life Preserver	Other Equip Muffling	Other Equip Violation	Operate w/o Lights	Reckless Operation	Speeding	Operate W/ Intoxicated	Other
BAKER	6	1	5							
BENTON	1	1								
CLACKAMAS	49	10	23		2	1		1	7	5
CLATSOP	42	16	14	1				2	1	8
COLUMBIA	194	92	33		10	1		22	8	28
COOS	5		2						2	1
CROOK	2		1			1				
CURRY	1							1		
DESCHUTES	96	18	34		1	1	1	31	1	9
DOUGLAS	3		3							
GILLIAM	2		1							1
GRANT										
HARNEY	3		2							1
HOOD RIVER	3	1	2							
JACKSON	306	50	119	1	5	1	10	26	28	66
JEFFERSON	5	2	1				1			1
JOSEPHINE	2									2
KLAMATH	3		1						2	
LAKE	16	4	12							
LANE	43	8	23			1		2		9
LINCOLN	11	1					1		1	8
LINN	7	2	2							3
MALHEUR	6						1		4	1
MARION	11	3	3							5
MORROW										
MULTNOMAH	24	6	2		1		13			2
POLK	5		1						1	3
SHERMAN	4		3							1
TILLAMOOK	2								2	
UMATILLA	10	1	3		1					5
UNION	3		1							2
WALLOWA	18	1	13		1					3
WASCO	10	2							6	2
WASHINGTON	2	1								1
WHEELER										
YAMHILL	5	1							2	2
TOTAL	900	221	304	2	21	6	28	84	65	169

This page is intentionally blank.

SECTION 6
STATEWIDE
ARREST INFORMATION

This section provides statewide information on the number of persons arrested for each offense.

The state tables provide information by the age, sex and race of persons arrested.

This page is intentionally blank.

NUMBER OF ARRESTS BY AGE - STATE OF OREGON, 2004

TOTAL ARRESTS	ADULT ARRESTS	JUVENILE ARRESTS		Under 10 to 13 to																			65 and Over		
				10	12	14	15	16	17	18	19	20	21	22	23	24	25 to 29	30 to 34	35 to 39	40 to 44	45 to 49	50 to 54		55 to 59	60 to 64
CRIMES AGAINST PERSONS																									
132	111	21	Willful Murder *	0	0	0	3	10	8	5	15	10	10	6	2	7	16	16	9	5	3	5	0	1	1
12	12	0	Neg. Homicide (1)	0	0	0	0	0	0	1	0	0	1	1	0	0	1	2	0	5	0	0	1	0	0
330	292	38	Forcible Rape *	0	8	6	6	9	9	17	15	16	21	18	15	10	53	39	35	24	19	7	2	1	0
1,644	1,337	307	Other Sex Crime	5	28	120	48	53	53	73	51	72	70	64	52	45	160	164	160	148	105	81	41	23	28
92	80	12	Kidnapping	0	0	2	1	3	6	2	6	1	5	4	3	0	20	13	10	9	3	0	2	0	2
1,433	1,154	279	Robbery *	0	8	58	60	81	72	73	70	79	69	53	49	52	183	157	132	127	58	32	15	2	3
3,372	2,788	584	Aggravated Assault *	3	57	157	108	114	145	108	133	115	138	139	118	121	498	368	314	317	204	112	57	27	19
17,481	14,977	2,504	Simple Assault	19	240	746	500	507	492	425	514	499	569	532	603	577	2,442	2,221	2,050	1,956	1,294	696	341	139	119
24,496	20,751	3,745	TOTAL	27	341	1,089	726	777	785	704	804	792	883	817	842	812	3,373	2,980	2,710	2,591	1,686	933	459	193	172
CRIMES AGAINST PROPERTY																									
3,977	2,843	1,134	Burglary *	20	106	305	218	268	217	244	202	146	142	140	122	112	414	407	346	303	171	61	19	8	6
25,614	19,191	6,423	Larceny *	44	606	1,989	1,328	1,269	1,187	1,184	989	934	835	762	784	670	2,576	2,527	2,392	2,226	1,699	879	411	177	146
3,276	2,630	646	Motor Vehicle Theft *	2	18	138	158	159	171	172	188	169	173	122	144	113	498	403	281	202	100	51	9	5	0
524	258	266	Arson *	15	66	106	30	35	14	14	14	21	14	10	10	9	30	16	32	30	16	24	11	3	4
2,600	2,480	120	Forgery/Counterfeit	0	5	8	13	34	60	73	141	119	102	99	111	114	500	393	289	287	146	74	20	7	5
2,064	1,932	132	Fraud	0	8	22	22	29	51	80	101	97	85	103	66	86	342	263	266	209	115	67	29	11	12
106	99	7	Embezzlement	0	0	1	0	1	5	2	3	7	6	4	5	5	24	9	12	6	5	6	4	1	0
613	507	106	Stolen Property	0	4	29	28	21	24	20	40	27	31	30	26	24	89	77	60	40	28	12	2	1	0
4,990	3,021	1,969	Vandalism	34	268	610	345	330	382	281	230	216	223	165	146	132	453	289	248	265	185	109	46	15	18
43,764	32,961	10,803	TOTAL	115	1,081	3,208	2,142	2,146	2,111	2,070	1,908	1,736	1,611	1,435	1,414	1,265	4,926	4,384	3,926	3,568	2,465	1,283	551	228	191
BEHAVIORAL CRIMES																									
2,683	2,358	325	Weapon Laws	1	19	77	54	77	97	131	125	122	130	134	103	109	404	311	275	212	149	78	42	21	12
871	842	29	Prostitution	0	0	1	7	7	14	19	29	27	20	25	21	26	115	148	153	108	82	32	21	11	5
26,046	23,250	2,796	Drug Laws	6	102	554	533	726	875	1,117	1,284	1,219	1,176	1,040	1,010	965	3,588	3,021	2,951	2,900	1,744	834	273	78	50
5	5	0	Gambling	0	0	0	0	0	0	0	1	0	0	0	0	0	1	0	0	1	1	1	0	0	0
1,012	996	16	Crimes Against Family	0	0	8	1	5	2	26	29	34	47	44	41	44	198	164	123	112	71	34	18	7	4
22,009	21,743	266	D.U.I.I.	2	1	4	14	75	170	396	569	597	1,029	1,002	935	869	3,368	2,685	2,520	2,596	2,132	1,401	845	411	388
19,205	14,162	5,043	Liquor Laws	4	39	642	991	1,461	1,906	2,814	3,186	2,606	608	317	204	161	447	513	634	847	802	532	276	126	89
9,117	7,351	1,766	Disorderly Conduct	12	204	518	369	330	333	327	342	349	467	428	344	314	1,112	873	745	762	613	385	169	64	57
27,211	22,803	4,408	All Other	29	243	1,038	1,014	1,095	989	859	929	953	937	919	731	725	2,797	2,827	3,106	3,071	2,336	1,322	712	287	292
2,807	0	2,807	Curfew	6	120	801	653	666	561	0	0	0	0	0	0	0	0	0	0	0	0	0	0	0	0
2,652	0	2,652	Runaway Juveniles	6	129	755	702	658	402	0	0	0	0	0	0	0	0	0	0	0	0	0	0	0	0
113,618	93,510	20,108	TOTAL	66	857	4,398	4,338	5,100	5,349	5,689	6,494	5,907	4,414	3,909	3,389	3,213	12,030	10,542	10,507	10,609	7,930	4,619	2,356	1,005	897
181,878	147,222	34,656	GRAND TOTAL	2,279	8,695	7,206	8,023	8,245	8,463	9,206	8,435	208	6,161	5,645	5,290	20,329	17,906	17,143	16,768	12,081	6,835	3,366	1,426	1,260	
38,658	29,267	9,391	* Index Total	84	869	2,759	1,911	1,945	1,823	1,817	1,626	1,490	1,402	1,250	1,244	1,094	4,268	3,933	3,541	3,234	2,270	1,171	524	224	179
17,016	16,506	510	Traffic Crimes	1	3	27	52	140	287	461	633	678	760	765	752	626	2,832	2,377	2,092	1,998	1,211	637	339	161	184
6,149	5,925	224	Fish & Game Violations	2	3	3	14	64	138	115	162	166	278	249	233	212	927	776	855	759	514	315	176	92	96
799	771	28	Marine Violations	0	0	2	3	11	12	13	18	17	27	28	25	20	95	101	108	108	91	47	32	20	21

(1) Negligent Homicide Arrests include Traffic Death Arrests

NUMBER OF MALE ARRESTS BY AGE - STATE OF OREGON, 2004

TOTAL ARRESTS	ADULT ARRESTS	JUVENILE ARRESTS		Under 10 to 13 to																			25 to 29	30 to 34	35 to 39	40 to 44	45 to 49	50 to 54	55 to 59	60 to 64	65 and Over																																																																																																																																																																																																																																																																																																																																																																																																																																																																																																																																																																																																																																																																																																																																																																																																																																																																																																																																																																																																																																																																																				
				10	12	14	15	16	17	18	19	20	21	22	23	24	25	26	27	28	33	34										35	36	37	38	39	40	41	42	43	44	45	46	47	48	49	50	51	52	53	54	55	56	57	58	59	60	61	62	63	64	65	66	67	68	69	70	71	72	73	74	75	76	77	78	79	80	81	82	83	84	85	86	87	88	89	90	91	92	93	94	95	96	97	98	99	100																																																																																																																																																																																																																																																																																																																																																																																																																																																																																																																																																																																																																																																																																																																																																																																																																																																																																																																																																																																																																		
CRIMES AGAINST PERSONS																																														117	100	17	Willful Murder *	0	0	0	1	9	7	5	15	10	10	5	2	7	14	12	6	5	2	5	0	1	1	8	8	0	Neg. Homicide (1)	0	0	0	0	0	0	0	0	0	1	1	0	0	1	1	0	3	0	0	1	0	0	324	288	36	Forcible Rape *	0	7	6	5	9	9	17	15	16	21	18	15	10	52	38	33	24	19	7	2	1	0	1,556	1,268	288	Other Sex Crime	5	25	111	46	49	52	68	49	67	65	63	48	38	151	156	151	140	102	79	40	23	28	85	74	11	Kidnapping	0	0	1	1	3	6	2	4	1	4	3	3	0	19	12	10	9	3	0	2	0	2	1,217	979	238	Robbery *	0	7	41	52	72	66	60	58	72	60	49	45	41	152	137	109	103	48	28	12	2	3	2,788	2,320	468	Aggravated Assault *	3	49	125	79	89	123	90	112	98	113	121	101	103	427	308	259	253	163	87	45	23	17	13,562	11,825	1,737	Simple Assault	19	191	521	326	331	349	315	374	387	447	406	480	465	1,942	1,770	1,596	1,536	1,032	560	292	117	106	19,657	16,862	2,795	TOTAL	27	279	805	510	562	612	557	627	651	721	666	694	664	2,758	2,434	2,164	2,073	1,369	766	394	167	157	CRIMES AGAINST PROPERTY																																															3,466	2,468	998	Burglary *	15	89	270	193	234	197	221	184	131	125	123	114	99	356	354	295	243	141	53	15	8	6	16,654	12,846	3,808	Larceny *	33	379	1,119	776	744	757	820	672	648	587	510	521	456	1,654	1,689	1,637	1,486	1,094	602	254	116	100	2,593	2,083	510	Motor Vehicle Theft *	2	12	89	126	139	142	135	140	127	131	93	115	81	408	324	214	175	86	42	8	4	0	407	174	233	Arson *	15	63	83	25	33	14	12	10	13	9	5	8	6	26	9	18	25	9	11	7	2	4	1,641	1,579	62	Forgery/Counterfeit	0	2	4	10	18	28	47	90	78	71	71	67	67	333	214	185	196	84	53	13	5	5	1,285	1,197	88	Fraud	0	4	14	14	17	39	55	70	59	52	68	48	45	211	164	160	117	68	43	21	7	9	51	47	4	Embezzlement	0	0	1	0	0	3	0	3	4	6	2	1	5	10	3	4	2	2	4	1	0	0	487	396	91	Stolen Property	0	4	27	22	17	21	18	33	22	21	21	21	19	70	62	43	32	23	8	2	1	0	4,259	2,572	1,687	Vandalism	30	234	520	290	280	333	235	193	188	200	144	130	119	395	247	201	215	153	90	37	10	15	30,843	23,362	7,481	TOTAL	95	787	2,127	1,456	1,482	1,534	1,543	1,395	1,270	1,202	1,037	1,025	897	3,463	3,066	2,757	2,491	1,660	906	358	153	139	BEHAVIORAL CRIMES																																															2,472	2,161	311	Weapon Laws	1	18	73	51	73	95	123	117	117	120	120	95	99	370	279	249	191	137	75	38	20	11	360	358	2	Prostitution	0	0	0	0	0	2	1	5	6	5	5	10	12	47	72	60	36	40	24	19	11	5	19,875	17,757	2,118	Drug Laws	6	75	364	420	575	678	883	988	966	935	790	752	731	2,749	2,280	2,154	2,171	1,334	683	228	68	45	4	4	0	Gambling	0	0	0	0	0	0	0	1	0	0	0	0	0	1	0	0	0	1	1	0	0	0	436	430	6	Crimes Against Family	0	0	5	0	1	0	11	13	15	22	16	10	17	77	58	55	57	42	23	9	4	1	17,377	17,164	213	D.U.I.I.	2	1	1	12	63	134	322	448	485	843	817	744	708	2,798	2,121	1,943	1,906	1,606	1,078	691	330	324	14,279	11,025	3,254	Liquor Laws	3	14	353	566	966	1,352	2,013	2,346	1,971	513	271	166	136	382	402	510	712	693	473	239	112	86	7,208	5,937	1,271	Disorderly Conduct	10	160	342	259	249	251	264	278	280	401	365	281	261	907	697	576	599	496	301	128	53	50	20,631	17,438	3,193	All Other	25	192	702	755	779	740	655	701	716	722	699	574	568	2,154	2,120	2,333	2,288	1,805	1,068	570	237	228	1,774	0	1,774	Curfew	6	77	462	408	440	381	0	0	0	0	0	0	0	0	0	0	0	0	0	0	0	0	1,152	0	1,152	Runaway Juveniles	4	62	301	297	284	204	0	0	0	0	0	0	0	0	0	0	0	0	0	0	0	0	85,568	72,274	13,294	TOTAL	57	599	2,603	2,768	3,430	3,837	4,272	4,897	4,556	3,561	3,083	2,632	2,532	9,485	8,029	7,880	7,960	6,154	3,726	1,922	835	750	136,068	112,498	23,570	GRAND TOTAL	179	1,665	5,535	4,734	5,474	5,983	6,372	6,919	6,477	5,484	4,786	4,351	4,093	15,706	13,529	12,801	12,524	9,183	5,398	2,674	1,155	1,046	27,566	21,258	6,308	* Index Total	68	606	1,733	1,257	1,329	1,315	1,360	1,206	1,115	1,056	924	921	803	3,089	2,871	2,571	2,314	1,562	835	343	157	131	14,061	13,659	402	Traffic Crimes	1	3	18	42	105	233	381	535	562	649	640	632	531	2,363	1,942	1,716	1,620	982	529	290	138	149	5,051	4,854	197	Fish & Game Violations	2	3	3	13	56	120	93	132	136	227	204	193	174	759	637	699	621	420	258	144	76	81	712	686	26	Marine Violations	0	0	1	3	11	11	9	16	15	24	25	21	17	82	87	96	97	85	43	31	19	19
117	100	17	Willful Murder *	0	0	0	1	9	7	5	15	10	10	5	2	7	14	12	6	5	2	5	0	1	1	8	8	0	Neg. Homicide (1)	0	0	0	0	0	0	0	0	0	1	1	0	0	1	1	0	3	0	0	1	0	0	324	288	36	Forcible Rape *	0	7	6	5	9	9	17	15	16	21	18	15	10	52	38	33	24	19	7	2	1	0	1,556	1,268	288	Other Sex Crime	5	25	111	46	49	52	68	49	67	65	63	48	38	151	156	151	140	102	79	40	23	28	85	74	11	Kidnapping	0	0	1	1	3	6	2	4	1	4	3	3	0	19	12	10	9	3	0	2	0	2	1,217	979	238	Robbery *	0	7	41	52	72	66	60	58	72	60	49	45	41	152	137	109	103	48	28	12	2	3	2,788	2,320	468	Aggravated Assault *	3	49	125	79	89	123	90	112	98	113	121	101	103	427	308	259	253	163	87	45	23	17	13,562	11,825	1,737	Simple Assault	19	191	521	326	331	349	315	374	387	447	406	480	465	1,942	1,770	1,596	1,536	1,032	560	292	117	106	19,657	16,862	2,795	TOTAL	27	279	805	510	562	612	557	627	651	721	666	694	664	2,758	2,434	2,164	2,073	1,369	766	394	167	157	CRIMES AGAINST PROPERTY																																															3,466	2,468	998	Burglary *	15	89	270	193	234	197	221	184	131	125	123	114	99	356	354	295	243	141	53	15	8	6	16,654	12,846	3,808	Larceny *	33	379	1,119	776	744	757	820	672	648	587	510	521	456	1,654	1,689	1,637	1,486	1,094	602	254	116	100	2,593	2,083	510	Motor Vehicle Theft *	2	12	89	126	139	142	135	140	127	131	93	115	81	408	324	214	175	86	42	8	4	0	407	174	233	Arson *	15	63	83	25	33	14	12	10	13	9	5	8	6	26	9	18	25	9	11	7	2	4	1,641	1,579	62	Forgery/Counterfeit	0	2	4	10	18	28	47	90	78	71	71	67	67	333	214	185	196	84	53	13	5	5	1,285	1,197	88	Fraud	0	4	14	14	17	39	55	70	59	52	68	48	45	211	164	160	117	68	43	21	7	9	51	47	4	Embezzlement	0	0	1	0	0	3	0	3	4	6	2	1	5	10	3	4	2	2	4	1	0	0	487	396	91	Stolen Property	0	4	27	22	17	21	18	33	22	21	21	21	19	70	62	43	32	23	8	2	1	0	4,259	2,572	1,687	Vandalism	30	234	520	290	280	333	235	193	188	200	144	130	119	395	247	201	215	153	90	37	10	15	30,843	23,362	7,481	TOTAL	95	787	2,127	1,456	1,482	1,534	1,543	1,395	1,270	1,202	1,037	1,025	897	3,463	3,066	2,757	2,491	1,660	906	358	153	139	BEHAVIORAL CRIMES																																															2,472	2,161	311	Weapon Laws	1	18	73	51	73	95	123	117	117	120	120	95	99	370	279	249	191	137	75	38	20	11	360	358	2	Prostitution	0	0	0	0	0	2	1	5	6	5	5	10	12	47	72	60	36	40	24	19	11	5	19,875	17,757	2,118	Drug Laws	6	75	364	420	575	678	883	988	966	935	790	752	731	2,749	2,280	2,154	2,171	1,334	683	228	68	45	4	4	0	Gambling	0	0	0	0	0	0	0	1	0	0	0	0	0	1	0	0	0	1	1	0	0	0	436	430	6	Crimes Against Family	0	0	5	0	1	0	11	13	15	22	16	10	17	77	58	55	57	42	23	9	4	1	17,377	17,164	213	D.U.I.I.	2	1	1	12	63	134	322	448	485	843	817	744	708	2,798	2,121	1,943	1,906	1,606	1,078	691	330	324	14,279	11,025	3,254	Liquor Laws	3	14	353	566	966	1,352	2,013	2,346	1,971	513	271	166	136	382	402	510	712	693	473	239	112	86	7,208	5,937	1,271	Disorderly Conduct	10	160	342	259	249	251	264	278	280	401	365	281	261	907	697	576	599	496	301	128	53	50	20,631	17,438	3,193	All Other	25	192	702	755	779	740	655	701	716	722	699	574	568	2,154	2,120	2,333	2,288	1,805	1,068	570	237	228	1,774	0	1,774	Curfew	6	77	462	408	440	381	0	0	0	0	0	0	0	0	0	0	0	0	0	0	0	0	1,152	0	1,152	Runaway Juveniles	4	62	301	297	284	204	0	0	0	0	0	0	0	0	0	0	0	0	0	0	0	0	85,568	72,274	13,294	TOTAL	57	599	2,603	2,768	3,430	3,837	4,272	4,897	4,556	3,561	3,083	2,632	2,532	9,485	8,029	7,880	7,960	6,154	3,726	1,922	835	750	136,068	112,498	23,570	GRAND TOTAL	179	1,665	5,535	4,734	5,474	5,983	6,372	6,919	6,477	5,484	4,786	4,351	4,093	15,706	13,529	12,801	12,524	9,183	5,398	2,674	1,155	1,046	27,566	21,258	6,308	* Index Total	68	606	1,733	1,257	1,329	1,315	1,360	1,206	1,115	1,056	924	921	803	3,089	2,871	2,571	2,314	1,562	835	343	157	131	14,061	13,659	402	Traffic Crimes	1	3	18	42	105	233	381	535	562	649	640	632	531	2,363	1,942	1,716	1,620	982	529	290	138	149	5,051	4,854	197	Fish & Game Violations	2	3	3	13	56	120	93	132	136	227	204	193	174	759	637	699	621	420	258	144	76	81	712	686	26	Marine Violations	0	0	1	3	11	11	9	16	15	24	25	21	17	82	87	96	97	85	43	31	19	19																																														
8	8	0	Neg. Homicide (1)	0	0	0	0	0	0	0	0	0	1	1	0	0	1	1	0	3	0	0	1	0	0	324	288	36	Forcible Rape *	0	7	6	5	9	9	17	15	16	21	18	15	10	52	38	33	24	19	7	2	1	0	1,556	1,268	288	Other Sex Crime	5	25	111	46	49	52	68	49	67	65	63	48	38	151	156	151	140	102	79	40	23	28	85	74	11	Kidnapping	0	0	1	1	3	6	2	4	1	4	3	3	0	19	12	10	9	3	0	2	0	2	1,217	979	238	Robbery *	0	7	41	52	72	66	60	58	72	60	49	45	41	152	137	109	103	48	28	12	2	3	2,788	2,320	468	Aggravated Assault *	3	49	125	79	89	123	90	112	98	113	121	101	103	427	308	259	253	163	87	45	23	17	13,562	11,825	1,737	Simple Assault	19	191	521	326	331	349	315	374	387	447	406	480	465	1,942	1,770	1,596	1,536	1,032	560	292	117	106	19,657	16,862	2,795	TOTAL	27	279	805	510	562	612	557	627	651	721	666	694	664	2,758	2,434	2,164	2,073	1,369	766	394	167	157	CRIMES AGAINST PROPERTY																																															3,466	2,468	998	Burglary *	15	89	270	193	234	197	221	184	131	125	123	114	99	356	354	295	243	141	53	15	8	6	16,654	12,846	3,808	Larceny *	33	379	1,119	776	744	757	820	672	648	587	510	521	456	1,654	1,689	1,637	1,486	1,094	602	254	116	100	2,593	2,083	510	Motor Vehicle Theft *	2	12	89	126	139	142	135	140	127	131	93	115	81	408	324	214	175	86	42	8	4	0	407	174	233	Arson *	15	63	83	25	33	14	12	10	13	9	5	8	6	26	9	18	25	9	11	7	2	4	1,641	1,579	62	Forgery/Counterfeit	0	2	4	10	18	28	47	90	78	71	71	67	67	333	214	185	196	84	53	13	5	5	1,285	1,197	88	Fraud	0	4	14	14	17	39	55	70	59	52	68	48	45	211	164	160	117	68	43	21	7	9	51	47	4	Embezzlement	0	0	1	0	0	3	0	3	4	6	2	1	5	10	3	4	2	2	4	1	0	0	487	396	91	Stolen Property	0	4	27	22	17	21	18	33	22	21	21	21	19	70	62	43	32	23	8	2	1	0	4,259	2,572	1,687	Vandalism	30	234	520	290	280	333	235	193	188	200	144	130	119	395	247	201	215	153	90	37	10	15	30,843	23,362	7,481	TOTAL	95	787	2,127	1,456	1,482	1,534	1,543	1,395	1,270	1,202	1,037	1,025	897	3,463	3,066	2,757	2,491	1,660	906	358	153	139	BEHAVIORAL CRIMES																																															2,472	2,161	311	Weapon Laws	1	18	73	51	73	95	123	117	117	120	120	95	99	370	279	249	191	137	75	38	20	11	360	358	2	Prostitution	0	0	0	0	0	2	1	5	6	5	5	10	12	47	72	60	36	40	24	19	11	5	19,875	17,757	2,118	Drug Laws	6	75	364	420	575	678	883	988	966	935	790	752	731	2,749	2,280	2,154	2,171	1,334	683	228	68	45	4	4	0	Gambling	0	0	0	0	0	0	0	1	0	0	0	0	0	1	0	0	0	1	1	0	0	0	436	430	6	Crimes Against Family	0	0	5	0	1	0	11	13	15	22	16	10	17	77	58	55	57	42	23	9	4	1	17,377	17,164	213	D.U.I.I.	2	1	1	12	63	134	322	448	485	843	817	744	708	2,798	2,121	1,943	1,906	1,606	1,078	691	330	324	14,279	11,025	3,254	Liquor Laws	3	14	353	566	966	1,352	2,013	2,346	1,971	513	271	166	136	382	402	510	712	693	473	239	112	86	7,208	5,937	1,271	Disorderly Conduct	10	160	342	259	249	251	264	278	280	401	365	281	261	907	697	576	599	496	301	128	53	50	20,631	17,438	3,193	All Other	25	192	702	755	779	740	655	701	716	722	699	574	568	2,154	2,120	2,333	2,288	1,805	1,068	570	237	228	1,774	0	1,774	Curfew	6	77	462	408	440	381	0	0	0	0	0	0	0	0	0	0	0	0	0	0	0	0	1,152	0	1,152	Runaway Juveniles	4	62	301	297	284	204	0	0	0	0	0	0	0	0	0	0	0	0	0	0	0	0	85,568	72,274	13,294	TOTAL	57	599	2,603	2,768	3,430	3,837	4,272	4,897	4,556	3,561	3,083	2,632	2,532	9,485	8,029	7,880	7,960	6,154	3,726	1,922	835	750	136,068	112,498	23,570	GRAND TOTAL	179	1,665	5,535	4,734	5,474	5,983	6,372	6,919	6,477	5,484	4,786	4,351	4,093	15,706	13,529	12,801	12,524	9,183	5,398	2,674	1,155	1,046	27,566	21,258	6,308	* Index Total	68	606	1,733	1,257	1,329	1,315	1,360	1,206	1,115	1,056	924	921	803	3,089	2,871	2,571	2,314	1,562	835	343	157	131	14,061	13,659	402	Traffic Crimes	1	3	18	42	105	233	381	535	562	649	640	632	531	2,363	1,942	1,716	1,620	982	529	290	138	149	5,051	4,854	197	Fish & Game Violations	2	3	3	13	56	120	93	132	136	227	204	193	174	759	637	699	621	420	258	144	76	81	712	686	26	Marine Violations	0	0	1	3	11	11	9	16	15	24	25	21	17	82	87	96	97	85	43	31	19	19																																																																								
324	288	36	Forcible Rape *	0	7	6	5	9	9	17	15	16	21	18	15	10	52	38	33	24	19	7	2	1	0	1,556	1,268	288	Other Sex Crime	5	25	111	46	49	52	68	49	67	65	63	48	38	151	156	151	140	102	79	40	23	28	85	74	11	Kidnapping	0	0	1	1	3	6	2	4	1	4	3	3	0	19	12	10	9	3	0	2	0	2	1,217	979	238	Robbery *	0	7	41	52	72	66	60	58	72	60	49	45	41	152	137	109	103	48	28	12	2	3	2,788	2,320	468	Aggravated Assault *	3	49	125	79	89	123	90	112	98	113	121	101	103	427	308	259	253	163	87	45	23	17	13,562	11,825	1,737	Simple Assault	19	191	521	326	331	349	315	374	387	447	406	480	465	1,942	1,770	1,596	1,536	1,032	560	292	117	106	19,657	16,862	2,795	TOTAL	27	279	805	510	562	612	557	627	651	721	666	694	664	2,758	2,434	2,164	2,073	1,369	766	394	167	157	CRIMES AGAINST PROPERTY																																															3,466	2,468	998	Burglary *	15	89	270	193	234	197	221	184	131	125	123	114	99	356	354	295	243	141	53	15	8	6	16,654	12,846	3,808	Larceny *	33	379	1,119	776	744	757	820	672	648	587	510	521	456	1,654	1,689	1,637	1,486	1,094	602	254	116	100	2,593	2,083	510	Motor Vehicle Theft *	2	12	89	126	139	142	135	140	127	131	93	115	81	408	324	214	175	86	42	8	4	0	407	174	233	Arson *	15	63	83	25	33	14	12	10	13	9	5	8	6	26	9	18	25	9	11	7	2	4	1,641	1,579	62	Forgery/Counterfeit	0	2	4	10	18	28	47	90	78	71	71	67	67	333	214	185	196	84	53	13	5	5	1,285	1,197	88	Fraud	0	4	14	14	17	39	55	70	59	52	68	48	45	211	164	160	117	68	43	21	7	9	51	47	4	Embezzlement	0	0	1	0	0	3	0	3	4	6	2	1	5	10	3	4	2	2	4	1	0	0	487	396	91	Stolen Property	0	4	27	22	17	21	18	33	22	21	21	21	19	70	62	43	32	23	8	2	1	0	4,259	2,572	1,687	Vandalism	30	234	520	290	280	333	235	193	188	200	144	130	119	395	247	201	215	153	90	37	10	15	30,843	23,362	7,481	TOTAL	95	787	2,127	1,456	1,482	1,534	1,543	1,395	1,270	1,202	1,037	1,025	897	3,463	3,066	2,757	2,491	1,660	906	358	153	139	BEHAVIORAL CRIMES																																															2,472	2,161	311	Weapon Laws	1	18	73	51	73	95	123	117	117	120	120	95	99	370	279	249	191	137	75	38	20	11	360	358	2	Prostitution	0	0	0	0	0	2	1	5	6	5	5	10	12	47	72	60	36	40	24	19	11	5	19,875	17,757	2,118	Drug Laws	6	75	364	420	575	678	883	988	966	935	790	752	731	2,749	2,280	2,154	2,171	1,334	683	228	68	45	4	4	0	Gambling	0	0	0	0	0	0	0	1	0	0	0	0	0	1	0	0	0	1	1	0	0	0	436	430	6	Crimes Against Family	0	0	5	0	1	0	11	13	15	22	16	10	17	77	58	55	57	42	23	9	4	1	17,377	17,164	213	D.U.I.I.	2	1	1	12	63	134	322	448	485	843	817	744	708	2,798	2,121	1,943	1,906	1,606	1,078	691	330	324	14,279	11,025	3,254	Liquor Laws	3	14	353	566	966	1,352	2,013	2,346	1,971	513	271	166	136	382	402	510	712	693	473	239	112	86	7,208	5,937	1,271	Disorderly Conduct	10	160	342	259	249	251	264	278	280	401	365	281	261	907	697	576	599	496	301	128	53	50	20,631	17,438	3,193	All Other	25	192	702	755	779	740	655	701	716	722	699	574	568	2,154	2,120	2,333	2,288	1,805	1,068	570	237	228	1,774	0	1,774	Curfew	6	77	462	408	440	381	0	0	0	0	0	0	0	0	0	0	0	0	0	0	0	0	1,152	0	1,152	Runaway Juveniles	4	62	301	297	284	204	0	0	0	0	0	0	0	0	0	0	0	0	0	0	0	0	85,568	72,274	13,294	TOTAL	57	599	2,603	2,768	3,430	3,837	4,272	4,897	4,556	3,561	3,083	2,632	2,532	9,485	8,029	7,880	7,960	6,154	3,726	1,922	835	750	136,068	112,498	23,570	GRAND TOTAL	179	1,665	5,535	4,734	5,474	5,983	6,372	6,919	6,477	5,484	4,786	4,351	4,093	15,706	13,529	12,801	12,524	9,183	5,398	2,674	1,155	1,046	27,566	21,258	6,308	* Index Total	68	606	1,733	1,257	1,329	1,315	1,360	1,206	1,115	1,056	924	921	803	3,089	2,871	2,571	2,314	1,562	835	343	157	131	14,061	13,659	402	Traffic Crimes	1	3	18	42	105	233	381	535	562	649	640	632	531	2,363	1,942	1,716	1,620	982	529	290	138	149	5,051	4,854	197	Fish & Game Violations	2	3	3	13	56	120	93	132	136	227	204	193	174	759	637	699	621	420	258	144	76	81	712	686	26	Marine Violations	0	0	1	3	11	11	9	16	15	24	25	21	17	82	87	96	97	85	43	31	19	19																																																																																																		
1,556	1,268	288	Other Sex Crime	5	25	111	46	49	52	68	49	67	65	63	48	38	151	156	151	140	102	79	40	23	28	85	74	11	Kidnapping	0	0	1	1	3	6	2	4	1	4	3	3	0	19	12	10	9	3	0	2	0	2	1,217	979	238	Robbery *	0	7	41	52	72	66	60	58	72	60	49	45	41	152	137	109	103	48	28	12	2	3	2,788	2,320	468	Aggravated Assault *	3	49	125	79	89	123	90	112	98	113	121	101	103	427	308	259	253	163	87	45	23	17	13,562	11,825	1,737	Simple Assault	19	191	521	326	331	349	315	374	387	447	406	480	465	1,942	1,770	1,596	1,536	1,032	560	292	117	106	19,657	16,862	2,795	TOTAL	27	279	805	510	562	612	557	627	651	721	666	694	664	2,758	2,434	2,164	2,073	1,369	766	394	167	157	CRIMES AGAINST PROPERTY																																															3,466	2,468	998	Burglary *	15	89	270	193	234	197	221	184	131	125	123	114	99	356	354	295	243	141	53	15	8	6	16,654	12,846	3,808	Larceny *	33	379	1,119	776	744	757	820	672	648	587	510	521	456	1,654	1,689	1,637	1,486	1,094	602	254	116	100	2,593	2,083	510	Motor Vehicle Theft *	2	12	89	126	139	142	135	140	127	131	93	115	81	408	324	214	175	86	42	8	4	0	407	174	233	Arson *	15	63	83	25	33	14	12	10	13	9	5	8	6	26	9	18	25	9	11	7	2	4	1,641	1,579	62	Forgery/Counterfeit	0	2	4	10	18	28	47	90	78	71	71	67	67	333	214	185	196	84	53	13	5	5	1,285	1,197	88	Fraud	0	4	14	14	17	39	55	70	59	52	68	48	45	211	164	160	117	68	43	21	7	9	51	47	4	Embezzlement	0	0	1	0	0	3	0	3	4	6	2	1	5	10	3	4	2	2	4	1	0	0	487	396	91	Stolen Property	0	4	27	22	17	21	18	33	22	21	21	21	19	70	62	43	32	23	8	2	1	0	4,259	2,572	1,687	Vandalism	30	234	520	290	280	333	235	193	188	200	144	130	119	395	247	201	215	153	90	37	10	15	30,843	23,362	7,481	TOTAL	95	787	2,127	1,456	1,482	1,534	1,543	1,395	1,270	1,202	1,037	1,025	897	3,463	3,066	2,757	2,491	1,660	906	358	153	139	BEHAVIORAL CRIMES																																															2,472	2,161	311	Weapon Laws	1	18	73	51	73	95	123	117	117	120	120	95	99	370	279	249	191	137	75	38	20	11	360	358	2	Prostitution	0	0	0	0	0	2	1	5	6	5	5	10	12	47	72	60	36	40	24	19	11	5	19,875	17,757	2,118	Drug Laws	6	75	364	420	575	678	883	988	966	935	790	752	731	2,749	2,280	2,154	2,171	1,334	683	228	68	45	4	4	0	Gambling	0	0	0	0	0	0	0	1	0	0	0	0	0	1	0	0	0	1	1	0	0	0	436	430	6	Crimes Against Family	0	0	5	0	1	0	11	13	15	22	16	10	17	77	58	55	57	42	23	9	4	1	17,377	17,164	213	D.U.I.I.	2	1	1	12	63	134	322	448	485	843	817	744	708	2,798	2,121	1,943	1,906	1,606	1,078	691	330	324	14,279	11,025	3,254	Liquor Laws	3	14	353	566	966	1,352	2,013	2,346	1,971	513	271	166	136	382	402	510	712	693	473	239	112	86	7,208	5,937	1,271	Disorderly Conduct	10	160	342	259	249	251	264	278	280	401	365	281	261	907	697	576	599	496	301	128	53	50	20,631	17,438	3,193	All Other	25	192	702	755	779	740	655	701	716	722	699	574	568	2,154	2,120	2,333	2,288	1,805	1,068	570	237	228	1,774	0	1,774	Curfew	6	77	462	408	440	381	0	0	0	0	0	0	0	0	0	0	0	0	0	0	0	0	1,152	0	1,152	Runaway Juveniles	4	62	301	297	284	204	0	0	0	0	0	0	0	0	0	0	0	0	0	0	0	0	85,568	72,274	13,294	TOTAL	57	599	2,603	2,768	3,430	3,837	4,272	4,897	4,556	3,561	3,083	2,632	2,532	9,485	8,029	7,880	7,960	6,154	3,726	1,922	835	750	136,068	112,498	23,570	GRAND TOTAL	179	1,665	5,535	4,734	5,474	5,983	6,372	6,919	6,477	5,484	4,786	4,351	4,093	15,706	13,529	12,801	12,524	9,183	5,398	2,674	1,155	1,046	27,566	21,258	6,308	* Index Total	68	606	1,733	1,257	1,329	1,315	1,360	1,206	1,115	1,056	924	921	803	3,089	2,871	2,571	2,314	1,562	835	343	157	131	14,061	13,659	402	Traffic Crimes	1	3	18	42	105	233	381	535	562	649	640	632	531	2,363	1,942	1,716	1,620	982	529	290	138	149	5,051	4,854	197	Fish & Game Violations	2	3	3	13	56	120	93	132	136	227	204	193	174	759	637	699	621	420	258	144	76	81	712	686	26	Marine Violations	0	0	1	3	11	11	9	16	15	24	25	21	17	82	87	96	97	85	43	31	19	19																																																																																																																												
85	74	11	Kidnapping	0	0	1	1	3	6	2	4	1	4	3	3	0	19	12	10	9	3	0	2	0	2	1,217	979	238	Robbery *	0	7	41	52	72	66	60	58	72	60	49	45	41	152	137	109	103	48	28	12	2	3	2,788	2,320	468	Aggravated Assault *	3	49	125	79	89	123	90	112	98	113	121	101	103	427	308	259	253	163	87	45	23	17	13,562	11,825	1,737	Simple Assault	19	191	521	326	331	349	315	374	387	447	406	480	465	1,942	1,770	1,596	1,536	1,032	560	292	117	106	19,657	16,862	2,795	TOTAL	27	279	805	510	562	612	557	627	651	721	666	694	664	2,758	2,434	2,164	2,073	1,369	766	394	167	157	CRIMES AGAINST PROPERTY																																															3,466	2,468	998	Burglary *	15	89	270	193	234	197	221	184	131	125	123	114	99	356	354	295	243	141	53	15	8	6	16,654	12,846	3,808	Larceny *	33	379	1,119	776	744	757	820	672	648	587	510	521	456	1,654	1,689	1,637	1,486	1,094	602	254	116	100	2,593	2,083	510	Motor Vehicle Theft *	2	12	89	126	139	142	135	140	127	131	93	115	81	408	324	214	175	86	42	8	4	0	407	174	233	Arson *	15	63	83	25	33	14	12	10	13	9	5	8	6	26	9	18	25	9	11	7	2	4	1,641	1,579	62	Forgery/Counterfeit	0	2	4	10	18	28	47	90	78	71	71	67	67	333	214	185	196	84	53	13	5	5	1,285	1,197	88	Fraud	0	4	14	14	17	39	55	70	59	52	68	48	45	211	164	160	117	68	43	21	7	9	51	47	4	Embezzlement	0	0	1	0	0	3	0	3	4	6	2	1	5	10	3	4	2	2	4	1	0	0	487	396	91	Stolen Property	0	4	27	22	17	21	18	33	22	21	21	21	19	70	62	43	32	23	8	2	1	0	4,259	2,572	1,687	Vandalism	30	234	520	290	280	333	235	193	188	200	144	130	119	395	247	201	215	153	90	37	10	15	30,843	23,362	7,481	TOTAL	95	787	2,127	1,456	1,482	1,534	1,543	1,395	1,270	1,202	1,037	1,025	897	3,463	3,066	2,757	2,491	1,660	906	358	153	139	BEHAVIORAL CRIMES																																															2,472	2,161	311	Weapon Laws	1	18	73	51	73	95	123	117	117	120	120	95	99	370	279	249	191	137	75	38	20	11	360	358	2	Prostitution	0	0	0	0	0	2	1	5	6	5	5	10	12	47	72	60	36	40	24	19	11	5	19,875	17,757	2,118	Drug Laws	6	75	364	420	575	678	883	988	966	935	790	752	731	2,749	2,280	2,154	2,171	1,334	683	228	68	45	4	4	0	Gambling	0	0	0	0	0	0	0	1	0	0	0	0	0	1	0	0	0	1	1	0	0	0	436	430	6	Crimes Against Family	0	0	5	0	1	0	11	13	15	22	16	10	17	77	58	55	57	42	23	9	4	1	17,377	17,164	213	D.U.I.I.	2	1	1	12	63	134	322	448	485	843	817	744	708	2,798	2,121	1,943	1,906	1,606	1,078	691	330	324	14,279	11,025	3,254	Liquor Laws	3	14	353	566	966	1,352	2,013	2,346	1,971	513	271	166	136	382	402	510	712	693	473	239	112	86	7,208	5,937	1,271	Disorderly Conduct	10	160	342	259	249	251	264	278	280	401	365	281	261	907	697	576	599	496	301	128	53	50	20,631	17,438	3,193	All Other	25	192	702	755	779	740	655	701	716	722	699	574	568	2,154	2,120	2,333	2,288	1,805	1,068	570	237	228	1,774	0	1,774	Curfew	6	77	462	408	440	381	0	0	0	0	0	0	0	0	0	0	0	0	0	0	0	0	1,152	0	1,152	Runaway Juveniles	4	62	301	297	284	204	0	0	0	0	0	0	0	0	0	0	0	0	0	0	0	0	85,568	72,274	13,294	TOTAL	57	599	2,603	2,768	3,430	3,837	4,272	4,897	4,556	3,561	3,083	2,632	2,532	9,485	8,029	7,880	7,960	6,154	3,726	1,922	835	750	136,068	112,498	23,570	GRAND TOTAL	179	1,665	5,535	4,734	5,474	5,983	6,372	6,919	6,477	5,484	4,786	4,351	4,093	15,706	13,529	12,801	12,524	9,183	5,398	2,674	1,155	1,046	27,566	21,258	6,308	* Index Total	68	606	1,733	1,257	1,329	1,315	1,360	1,206	1,115	1,056	924	921	803	3,089	2,871	2,571	2,314	1,562	835	343	157	131	14,061	13,659	402	Traffic Crimes	1	3	18	42	105	233	381	535	562	649	640	632	531	2,363	1,942	1,716	1,620	982	529	290	138	149	5,051	4,854	197	Fish & Game Violations	2	3	3	13	56	120	93	132	136	227	204	193	174	759	637	699	621	420	258	144	76	81	712	686	26	Marine Violations	0	0	1	3	11	11	9	16	15	24	25	21	17	82	87	96	97	85	43	31	19	19																																																																																																																																																						
1,217	979	238	Robbery *	0	7	41	52	72	66	60	58	72	60	49	45	41	152	137	109	103	48	28	12	2	3	2,788	2,320	468	Aggravated Assault *	3	49	125	79	89	123	90	112	98	113	121	101	103	427	308	259	253	163	87	45	23	17	13,562	11,825	1,737	Simple Assault	19	191	521	326	331	349	315	374	387	447	406	480	465	1,942	1,770	1,596	1,536	1,032	560	292	117	106	19,657	16,862	2,795	TOTAL	27	279	805	510	562	612	557	627	651	721	666	694	664	2,758	2,434	2,164	2,073	1,369	766	394	167	157	CRIMES AGAINST PROPERTY																																															3,466	2,468	998	Burglary *	15	89	270	193	234	197	221	184	131	125	123	114	99	356	354	295	243	141	53	15	8	6	16,654	12,846	3,808	Larceny *	33	379	1,119	776	744	757	820	672	648	587	510	521	456	1,654	1,689	1,637	1,486	1,094	602	254	116	100	2,593	2,083	510	Motor Vehicle Theft *	2	12	89	126	139	142	135	140	127	131	93	115	81	408	324	214	175	86	42	8	4	0	407	174	233	Arson *	15	63	83	25	33	14	12	10	13	9	5	8	6	26	9	18	25	9	11	7	2	4	1,641	1,579	62	Forgery/Counterfeit	0	2	4	10	18	28	47	90	78	71	71	67	67	333	214	185	196	84	53	13	5	5	1,285	1,197	88	Fraud	0	4	14	14	17	39	55	70	59	52	68	48	45	211	164	160	117	68	43	21	7	9	51	47	4	Embezzlement	0	0	1	0	0	3	0	3	4	6	2	1	5	10	3	4	2	2	4	1	0	0	487	396	91	Stolen Property	0	4	27	22	17	21	18	33	22	21	21	21	19	70	62	43	32	23	8	2	1	0	4,259	2,572	1,687	Vandalism	30	234	520	290	280	333	235	193	188	200	144	130	119	395	247	201	215	153	90	37	10	15	30,843	23,362	7,481	TOTAL	95	787	2,127	1,456	1,482	1,534	1,543	1,395	1,270	1,202	1,037	1,025	897	3,463	3,066	2,757	2,491	1,660	906	358	153	139	BEHAVIORAL CRIMES																																															2,472	2,161	311	Weapon Laws	1	18	73	51	73	95	123	117	117	120	120	95	99	370	279	249	191	137	75	38	20	11	360	358	2	Prostitution	0	0	0	0	0	2	1	5	6	5	5	10	12	47	72	60	36	40	24	19	11	5	19,875	17,757	2,118	Drug Laws	6	75	364	420	575	678	883	988	966	935	790	752	731	2,749	2,280	2,154	2,171	1,334	683	228	68	45	4	4	0	Gambling	0	0	0	0	0	0	0	1	0	0	0	0	0	1	0	0	0	1	1	0	0	0	436	430	6	Crimes Against Family	0	0	5	0	1	0	11	13	15	22	16	10	17	77	58	55	57	42	23	9	4	1	17,377	17,164	213	D.U.I.I.	2	1	1	12	63	134	322	448	485	843	817	744	708	2,798	2,121	1,943	1,906	1,606	1,078	691	330	324	14,279	11,025	3,254	Liquor Laws	3	14	353	566	966	1,352	2,013	2,346	1,971	513	271	166	136	382	402	510	712	693	473	239	112	86	7,208	5,937	1,271	Disorderly Conduct	10	160	342	259	249	251	264	278	280	401	365	281	261	907	697	576	599	496	301	128	53	50	20,631	17,438	3,193	All Other	25	192	702	755	779	740	655	701	716	722	699	574	568	2,154	2,120	2,333	2,288	1,805	1,068	570	237	228	1,774	0	1,774	Curfew	6	77	462	408	440	381	0	0	0	0	0	0	0	0	0	0	0	0	0	0	0	0	1,152	0	1,152	Runaway Juveniles	4	62	301	297	284	204	0	0	0	0	0	0	0	0	0	0	0	0	0	0	0	0	85,568	72,274	13,294	TOTAL	57	599	2,603	2,768	3,430	3,837	4,272	4,897	4,556	3,561	3,083	2,632	2,532	9,485	8,029	7,880	7,960	6,154	3,726	1,922	835	750	136,068	112,498	23,570	GRAND TOTAL	179	1,665	5,535	4,734	5,474	5,983	6,372	6,919	6,477	5,484	4,786	4,351	4,093	15,706	13,529	12,801	12,524	9,183	5,398	2,674	1,155	1,046	27,566	21,258	6,308	* Index Total	68	606	1,733	1,257	1,329	1,315	1,360	1,206	1,115	1,056	924	921	803	3,089	2,871	2,571	2,314	1,562	835	343	157	131	14,061	13,659	402	Traffic Crimes	1	3	18	42	105	233	381	535	562	649	640	632	531	2,363	1,942	1,716	1,620	982	529	290	138	149	5,051	4,854	197	Fish & Game Violations	2	3	3	13	56	120	93	132	136	227	204	193	174	759	637	699	621	420	258	144	76	81	712	686	26	Marine Violations	0	0	1	3	11	11	9	16	15	24	25	21	17	82	87	96	97	85	43	31	19	19																																																																																																																																																																																
2,788	2,320	468	Aggravated Assault *	3	49	125	79	89	123	90	112	98	113	121	101	103	427	308	259	253	163	87	45	23	17	13,562	11,825	1,737	Simple Assault	19	191	521	326	331	349	315	374	387	447	406	480	465	1,942	1,770	1,596	1,536	1,032	560	292	117	106	19,657	16,862	2,795	TOTAL	27	279	805	510	562	612	557	627	651	721	666	694	664	2,758	2,434	2,164	2,073	1,369	766	394	167	157	CRIMES AGAINST PROPERTY																																															3,466	2,468	998	Burglary *	15	89	270	193	234	197	221	184	131	125	123	114	99	356	354	295	243	141	53	15	8	6	16,654	12,846	3,808	Larceny *	33	379	1,119	776	744	757	820	672	648	587	510	521	456	1,654	1,689	1,637	1,486	1,094	602	254	116	100	2,593	2,083	510	Motor Vehicle Theft *	2	12	89	126	139	142	135	140	127	131	93	115	81	408	324	214	175	86	42	8	4	0	407	174	233	Arson *	15	63	83	25	33	14	12	10	13	9	5	8	6	26	9	18	25	9	11	7	2	4	1,641	1,579	62	Forgery/Counterfeit	0	2	4	10	18	28	47	90	78	71	71	67	67	333	214	185	196	84	53	13	5	5	1,285	1,197	88	Fraud	0	4	14	14	17	39	55	70	59	52	68	48	45	211	164	160	117	68	43	21	7	9	51	47	4	Embezzlement	0	0	1	0	0	3	0	3	4	6	2	1	5	10	3	4	2	2	4	1	0	0	487	396	91	Stolen Property	0	4	27	22	17	21	18	33	22	21	21	21	19	70	62	43	32	23	8	2	1	0	4,259	2,572	1,687	Vandalism	30	234	520	290	280	333	235	193	188	200	144	130	119	395	247	201	215	153	90	37	10	15	30,843	23,362	7,481	TOTAL	95	787	2,127	1,456	1,482	1,534	1,543	1,395	1,270	1,202	1,037	1,025	897	3,463	3,066	2,757	2,491	1,660	906	358	153	139	BEHAVIORAL CRIMES																																															2,472	2,161	311	Weapon Laws	1	18	73	51	73	95	123	117	117	120	120	95	99	370	279	249	191	137	75	38	20	11	360	358	2	Prostitution	0	0	0	0	0	2	1	5	6	5	5	10	12	47	72	60	36	40	24	19	11	5	19,875	17,757	2,118	Drug Laws	6	75	364	420	575	678	883	988	966	935	790	752	731	2,749	2,280	2,154	2,171	1,334	683	228	68	45	4	4	0	Gambling	0	0	0	0	0	0	0	1	0	0	0	0	0	1	0	0	0	1	1	0	0	0	436	430	6	Crimes Against Family	0	0	5	0	1	0	11	13	15	22	16	10	17	77	58	55	57	42	23	9	4	1	17,377	17,164	213	D.U.I.I.	2	1	1	12	63	134	322	448	485	843	817	744	708	2,798	2,121	1,943	1,906	1,606	1,078	691	330	324	14,279	11,025	3,254	Liquor Laws	3	14	353	566	966	1,352	2,013	2,346	1,971	513	271	166	136	382	402	510	712	693	473	239	112	86	7,208	5,937	1,271	Disorderly Conduct	10	160	342	259	249	251	264	278	280	401	365	281	261	907	697	576	599	496	301	128	53	50	20,631	17,438	3,193	All Other	25	192	702	755	779	740	655	701	716	722	699	574	568	2,154	2,120	2,333	2,288	1,805	1,068	570	237	228	1,774	0	1,774	Curfew	6	77	462	408	440	381	0	0	0	0	0	0	0	0	0	0	0	0	0	0	0	0	1,152	0	1,152	Runaway Juveniles	4	62	301	297	284	204	0	0	0	0	0	0	0	0	0	0	0	0	0	0	0	0	85,568	72,274	13,294	TOTAL	57	599	2,603	2,768	3,430	3,837	4,272	4,897	4,556	3,561	3,083	2,632	2,532	9,485	8,029	7,880	7,960	6,154	3,726	1,922	835	750	136,068	112,498	23,570	GRAND TOTAL	179	1,665	5,535	4,734	5,474	5,983	6,372	6,919	6,477	5,484	4,786	4,351	4,093	15,706	13,529	12,801	12,524	9,183	5,398	2,674	1,155	1,046	27,566	21,258	6,308	* Index Total	68	606	1,733	1,257	1,329	1,315	1,360	1,206	1,115	1,056	924	921	803	3,089	2,871	2,571	2,314	1,562	835	343	157	131	14,061	13,659	402	Traffic Crimes	1	3	18	42	105	233	381	535	562	649	640	632	531	2,363	1,942	1,716	1,620	982	529	290	138	149	5,051	4,854	197	Fish & Game Violations	2	3	3	13	56	120	93	132	136	227	204	193	174	759	637	699	621	420	258	144	76	81	712	686	26	Marine Violations	0	0	1	3	11	11	9	16	15	24	25	21	17	82	87	96	97	85	43	31	19	19																																																																																																																																																																																																										
13,562	11,825	1,737	Simple Assault	19	191	521	326	331	349	315	374	387	447	406	480	465	1,942	1,770	1,596	1,536	1,032	560	292	117	106	19,657	16,862	2,795	TOTAL	27	279	805	510	562	612	557	627	651	721	666	694	664	2,758	2,434	2,164	2,073	1,369	766	394	167	157	CRIMES AGAINST PROPERTY																																															3,466	2,468	998	Burglary *	15	89	270	193	234	197	221	184	131	125	123	114	99	356	354	295	243	141	53	15	8	6	16,654	12,846	3,808	Larceny *	33	379	1,119	776	744	757	820	672	648	587	510	521	456	1,654	1,689	1,637	1,486	1,094	602	254	116	100	2,593	2,083	510	Motor Vehicle Theft *	2	12	89	126	139	142	135	140	127	131	93	115	81	408	324	214	175	86	42	8	4	0	407	174	233	Arson *	15	63	83	25	33	14	12	10	13	9	5	8	6	26	9	18	25	9	11	7	2	4	1,641	1,579	62	Forgery/Counterfeit	0	2	4	10	18	28	47	90	78	71	71	67	67	333	214	185	196	84	53	13	5	5	1,285	1,197	88	Fraud	0	4	14	14	17	39	55	70	59	52	68	48	45	211	164	160	117	68	43	21	7	9	51	47	4	Embezzlement	0	0	1	0	0	3	0	3	4	6	2	1	5	10	3	4	2	2	4	1	0	0	487	396	91	Stolen Property	0	4	27	22	17	21	18	33	22	21	21	21	19	70	62	43	32	23	8	2	1	0	4,259	2,572	1,687	Vandalism	30	234	520	290	280	333	235	193	188	200	144	130	119	395	247	201	215	153	90	37	10	15	30,843	23,362	7,481	TOTAL	95	787	2,127	1,456	1,482	1,534	1,543	1,395	1,270	1,202	1,037	1,025	897	3,463	3,066	2,757	2,491	1,660	906	358	153	139	BEHAVIORAL CRIMES																																															2,472	2,161	311	Weapon Laws	1	18	73	51	73	95	123	117	117	120	120	95	99	370	279	249	191	137	75	38	20	11	360	358	2	Prostitution	0	0	0	0	0	2	1	5	6	5	5	10	12	47	72	60	36	40	24	19	11	5	19,875	17,757	2,118	Drug Laws	6	75	364	420	575	678	883	988	966	935	790	752	731	2,749	2,280	2,154	2,171	1,334	683	228	68	45	4	4	0	Gambling	0	0	0	0	0	0	0	1	0	0	0	0	0	1	0	0	0	1	1	0	0	0	436	430	6	Crimes Against Family	0	0	5	0	1	0	11	13	15	22	16	10	17	77	58	55	57	42	23	9	4	1	17,377	17,164	213	D.U.I.I.	2	1	1	12	63	134	322	448	485	843	817	744	708	2,798	2,121	1,943	1,906	1,606	1,078	691	330	324	14,279	11,025	3,254	Liquor Laws	3	14	353	566	966	1,352	2,013	2,346	1,971	513	271	166	136	382	402	510	712	693	473	239	112	86	7,208	5,937	1,271	Disorderly Conduct	10	160	342	259	249	251	264	278	280	401	365	281	261	907	697	576	599	496	301	128	53	50	20,631	17,438	3,193	All Other	25	192	702	755	779	740	655	701	716	722	699	574	568	2,154	2,120	2,333	2,288	1,805	1,068	570	237	228	1,774	0	1,774	Curfew	6	77	462	408	440	381	0	0	0	0	0	0	0	0	0	0	0	0	0	0	0	0	1,152	0	1,152	Runaway Juveniles	4	62	301	297	284	204	0	0	0	0	0	0	0	0	0	0	0	0	0	0	0	0	85,568	72,274	13,294	TOTAL	57	599	2,603	2,768	3,430	3,837	4,272	4,897	4,556	3,561	3,083	2,632	2,532	9,485	8,029	7,880	7,960	6,154	3,726	1,922	835	750	136,068	112,498	23,570	GRAND TOTAL	179	1,665	5,535	4,734	5,474	5,983	6,372	6,919	6,477	5,484	4,786	4,351	4,093	15,706	13,529	12,801	12,524	9,183	5,398	2,674	1,155	1,046	27,566	21,258	6,308	* Index Total	68	606	1,733	1,257	1,329	1,315	1,360	1,206	1,115	1,056	924	921	803	3,089	2,871	2,571	2,314	1,562	835	343	157	131	14,061	13,659	402	Traffic Crimes	1	3	18	42	105	233	381	535	562	649	640	632	531	2,363	1,942	1,716	1,620	982	529	290	138	149	5,051	4,854	197	Fish & Game Violations	2	3	3	13	56	120	93	132	136	227	204	193	174	759	637	699	621	420	258	144	76	81	712	686	26	Marine Violations	0	0	1	3	11	11	9	16	15	24	25	21	17	82	87	96	97	85	43	31	19	19																																																																																																																																																																																																																																				
19,657	16,862	2,795	TOTAL	27	279	805	510	562	612	557	627	651	721	666	694	664	2,758	2,434	2,164	2,073	1,369	766	394	167	157	CRIMES AGAINST PROPERTY																																															3,466	2,468	998	Burglary *	15	89	270	193	234	197	221	184	131	125	123	114	99	356	354	295	243	141	53	15	8	6	16,654	12,846	3,808	Larceny *	33	379	1,119	776	744	757	820	672	648	587	510	521	456	1,654	1,689	1,637	1,486	1,094	602	254	116	100	2,593	2,083	510	Motor Vehicle Theft *	2	12	89	126	139	142	135	140	127	131	93	115	81	408	324	214	175	86	42	8	4	0	407	174	233	Arson *	15	63	83	25	33	14	12	10	13	9	5	8	6	26	9	18	25	9	11	7	2	4	1,641	1,579	62	Forgery/Counterfeit	0	2	4	10	18	28	47	90	78	71	71	67	67	333	214	185	196	84	53	13	5	5	1,285	1,197	88	Fraud	0	4	14	14	17	39	55	70	59	52	68	48	45	211	164	160	117	68	43	21	7	9	51	47	4	Embezzlement	0	0	1	0	0	3	0	3	4	6	2	1	5	10	3	4	2	2	4	1	0	0	487	396	91	Stolen Property	0	4	27	22	17	21	18	33	22	21	21	21	19	70	62	43	32	23	8	2	1	0	4,259	2,572	1,687	Vandalism	30	234	520	290	280	333	235	193	188	200	144	130	119	395	247	201	215	153	90	37	10	15	30,843	23,362	7,481	TOTAL	95	787	2,127	1,456	1,482	1,534	1,543	1,395	1,270	1,202	1,037	1,025	897	3,463	3,066	2,757	2,491	1,660	906	358	153	139	BEHAVIORAL CRIMES																																															2,472	2,161	311	Weapon Laws	1	18	73	51	73	95	123	117	117	120	120	95	99	370	279	249	191	137	75	38	20	11	360	358	2	Prostitution	0	0	0	0	0	2	1	5	6	5	5	10	12	47	72	60	36	40	24	19	11	5	19,875	17,757	2,118	Drug Laws	6	75	364	420	575	678	883	988	966	935	790	752	731	2,749	2,280	2,154	2,171	1,334	683	228	68	45	4	4	0	Gambling	0	0	0	0	0	0	0	1	0	0	0	0	0	1	0	0	0	1	1	0	0	0	436	430	6	Crimes Against Family	0	0	5	0	1	0	11	13	15	22	16	10	17	77	58	55	57	42	23	9	4	1	17,377	17,164	213	D.U.I.I.	2	1	1	12	63	134	322	448	485	843	817	744	708	2,798	2,121	1,943	1,906	1,606	1,078	691	330	324	14,279	11,025	3,254	Liquor Laws	3	14	353	566	966	1,352	2,013	2,346	1,971	513	271	166	136	382	402	510	712	693	473	239	112	86	7,208	5,937	1,271	Disorderly Conduct	10	160	342	259	249	251	264	278	280	401	365	281	261	907	697	576	599	496	301	128	53	50	20,631	17,438	3,193	All Other	25	192	702	755	779	740	655	701	716	722	699	574	568	2,154	2,120	2,333	2,288	1,805	1,068	570	237	228	1,774	0	1,774	Curfew	6	77	462	408	440	381	0	0	0	0	0	0	0	0	0	0	0	0	0	0	0	0	1,152	0	1,152	Runaway Juveniles	4	62	301	297	284	204	0	0	0	0	0	0	0	0	0	0	0	0	0	0	0	0	85,568	72,274	13,294	TOTAL	57	599	2,603	2,768	3,430	3,837	4,272	4,897	4,556	3,561	3,083	2,632	2,532	9,485	8,029	7,880	7,960	6,154	3,726	1,922	835	750	136,068	112,498	23,570	GRAND TOTAL	179	1,665	5,535	4,734	5,474	5,983	6,372	6,919	6,477	5,484	4,786	4,351	4,093	15,706	13,529	12,801	12,524	9,183	5,398	2,674	1,155	1,046	27,566	21,258	6,308	* Index Total	68	606	1,733	1,257	1,329	1,315	1,360	1,206	1,115	1,056	924	921	803	3,089	2,871	2,571	2,314	1,562	835	343	157	131	14,061	13,659	402	Traffic Crimes	1	3	18	42	105	233	381	535	562	649	640	632	531	2,363	1,942	1,716	1,620	982	529	290	138	149	5,051	4,854	197	Fish & Game Violations	2	3	3	13	56	120	93	132	136	227	204	193	174	759	637	699	621	420	258	144	76	81	712	686	26	Marine Violations	0	0	1	3	11	11	9	16	15	24	25	21	17	82	87	96	97	85	43	31	19	19																																																																																																																																																																																																																																																														
CRIMES AGAINST PROPERTY																																															3,466	2,468	998	Burglary *	15	89	270	193	234	197	221	184	131	125	123	114	99	356	354	295	243	141	53	15	8	6	16,654	12,846	3,808	Larceny *	33	379	1,119	776	744	757	820	672	648	587	510	521	456	1,654	1,689	1,637	1,486	1,094	602	254	116	100	2,593	2,083	510	Motor Vehicle Theft *	2	12	89	126	139	142	135	140	127	131	93	115	81	408	324	214	175	86	42	8	4	0	407	174	233	Arson *	15	63	83	25	33	14	12	10	13	9	5	8	6	26	9	18	25	9	11	7	2	4	1,641	1,579	62	Forgery/Counterfeit	0	2	4	10	18	28	47	90	78	71	71	67	67	333	214	185	196	84	53	13	5	5	1,285	1,197	88	Fraud	0	4	14	14	17	39	55	70	59	52	68	48	45	211	164	160	117	68	43	21	7	9	51	47	4	Embezzlement	0	0	1	0	0	3	0	3	4	6	2	1	5	10	3	4	2	2	4	1	0	0	487	396	91	Stolen Property	0	4	27	22	17	21	18	33	22	21	21	21	19	70	62	43	32	23	8	2	1	0	4,259	2,572	1,687	Vandalism	30	234	520	290	280	333	235	193	188	200	144	130	119	395	247	201	215	153	90	37	10	15	30,843	23,362	7,481	TOTAL	95	787	2,127	1,456	1,482	1,534	1,543	1,395	1,270	1,202	1,037	1,025	897	3,463	3,066	2,757	2,491	1,660	906	358	153	139	BEHAVIORAL CRIMES																																															2,472	2,161	311	Weapon Laws	1	18	73	51	73	95	123	117	117	120	120	95	99	370	279	249	191	137	75	38	20	11	360	358	2	Prostitution	0	0	0	0	0	2	1	5	6	5	5	10	12	47	72	60	36	40	24	19	11	5	19,875	17,757	2,118	Drug Laws	6	75	364	420	575	678	883	988	966	935	790	752	731	2,749	2,280	2,154	2,171	1,334	683	228	68	45	4	4	0	Gambling	0	0	0	0	0	0	0	1	0	0	0	0	0	1	0	0	0	1	1	0	0	0	436	430	6	Crimes Against Family	0	0	5	0	1	0	11	13	15	22	16	10	17	77	58	55	57	42	23	9	4	1	17,377	17,164	213	D.U.I.I.	2	1	1	12	63	134	322	448	485	843	817	744	708	2,798	2,121	1,943	1,906	1,606	1,078	691	330	324	14,279	11,025	3,254	Liquor Laws	3	14	353	566	966	1,352	2,013	2,346	1,971	513	271	166	136	382	402	510	712	693	473	239	112	86	7,208	5,937	1,271	Disorderly Conduct	10	160	342	259	249	251	264	278	280	401	365	281	261	907	697	576	599	496	301	128	53	50	20,631	17,438	3,193	All Other	25	192	702	755	779	740	655	701	716	722	699	574	568	2,154	2,120	2,333	2,288	1,805	1,068	570	237	228	1,774	0	1,774	Curfew	6	77	462	408	440	381	0	0	0	0	0	0	0	0	0	0	0	0	0	0	0	0	1,152	0	1,152	Runaway Juveniles	4	62	301	297	284	204	0	0	0	0	0	0	0	0	0	0	0	0	0	0	0	0	85,568	72,274	13,294	TOTAL	57	599	2,603	2,768	3,430	3,837	4,272	4,897	4,556	3,561	3,083	2,632	2,532	9,485	8,029	7,880	7,960	6,154	3,726	1,922	835	750	136,068	112,498	23,570	GRAND TOTAL	179	1,665	5,535	4,734	5,474	5,983	6,372	6,919	6,477	5,484	4,786	4,351	4,093	15,706	13,529	12,801	12,524	9,183	5,398	2,674	1,155	1,046	27,566	21,258	6,308	* Index Total	68	606	1,733	1,257	1,329	1,315	1,360	1,206	1,115	1,056	924	921	803	3,089	2,871	2,571	2,314	1,562	835	343	157	131	14,061	13,659	402	Traffic Crimes	1	3	18	42	105	233	381	535	562	649	640	632	531	2,363	1,942	1,716	1,620	982	529	290	138	149	5,051	4,854	197	Fish & Game Violations	2	3	3	13	56	120	93	132	136	227	204	193	174	759	637	699	621	420	258	144	76	81	712	686	26	Marine Violations	0	0	1	3	11	11	9	16	15	24	25	21	17	82	87	96	97	85	43	31	19	19																																																																																																																																																																																																																																																																																								
3,466	2,468	998	Burglary *	15	89	270	193	234	197	221	184	131	125	123	114	99	356	354	295	243	141	53	15	8	6	16,654	12,846	3,808	Larceny *	33	379	1,119	776	744	757	820	672	648	587	510	521	456	1,654	1,689	1,637	1,486	1,094	602	254	116	100	2,593	2,083	510	Motor Vehicle Theft *	2	12	89	126	139	142	135	140	127	131	93	115	81	408	324	214	175	86	42	8	4	0	407	174	233	Arson *	15	63	83	25	33	14	12	10	13	9	5	8	6	26	9	18	25	9	11	7	2	4	1,641	1,579	62	Forgery/Counterfeit	0	2	4	10	18	28	47	90	78	71	71	67	67	333	214	185	196	84	53	13	5	5	1,285	1,197	88	Fraud	0	4	14	14	17	39	55	70	59	52	68	48	45	211	164	160	117	68	43	21	7	9	51	47	4	Embezzlement	0	0	1	0	0	3	0	3	4	6	2	1	5	10	3	4	2	2	4	1	0	0	487	396	91	Stolen Property	0	4	27	22	17	21	18	33	22	21	21	21	19	70	62	43	32	23	8	2	1	0	4,259	2,572	1,687	Vandalism	30	234	520	290	280	333	235	193	188	200	144	130	119	395	247	201	215	153	90	37	10	15	30,843	23,362	7,481	TOTAL	95	787	2,127	1,456	1,482	1,534	1,543	1,395	1,270	1,202	1,037	1,025	897	3,463	3,066	2,757	2,491	1,660	906	358	153	139	BEHAVIORAL CRIMES																																															2,472	2,161	311	Weapon Laws	1	18	73	51	73	95	123	117	117	120	120	95	99	370	279	249	191	137	75	38	20	11	360	358	2	Prostitution	0	0	0	0	0	2	1	5	6	5	5	10	12	47	72	60	36	40	24	19	11	5	19,875	17,757	2,118	Drug Laws	6	75	364	420	575	678	883	988	966	935	790	752	731	2,749	2,280	2,154	2,171	1,334	683	228	68	45	4	4	0	Gambling	0	0	0	0	0	0	0	1	0	0	0	0	0	1	0	0	0	1	1	0	0	0	436	430	6	Crimes Against Family	0	0	5	0	1	0	11	13	15	22	16	10	17	77	58	55	57	42	23	9	4	1	17,377	17,164	213	D.U.I.I.	2	1	1	12	63	134	322	448	485	843	817	744	708	2,798	2,121	1,943	1,906	1,606	1,078	691	330	324	14,279	11,025	3,254	Liquor Laws	3	14	353	566	966	1,352	2,013	2,346	1,971	513	271	166	136	382	402	510	712	693	473	239	112	86	7,208	5,937	1,271	Disorderly Conduct	10	160	342	259	249	251	264	278	280	401	365	281	261	907	697	576	599	496	301	128	53	50	20,631	17,438	3,193	All Other	25	192	702	755	779	740	655	701	716	722	699	574	568	2,154	2,120	2,333	2,288	1,805	1,068	570	237	228	1,774	0	1,774	Curfew	6	77	462	408	440	381	0	0	0	0	0	0	0	0	0	0	0	0	0	0	0	0	1,152	0	1,152	Runaway Juveniles	4	62	301	297	284	204	0	0	0	0	0	0	0	0	0	0	0	0	0	0	0	0	85,568	72,274	13,294	TOTAL	57	599	2,603	2,768	3,430	3,837	4,272	4,897	4,556	3,561	3,083	2,632	2,532	9,485	8,029	7,880	7,960	6,154	3,726	1,922	835	750	136,068	112,498	23,570	GRAND TOTAL	179	1,665	5,535	4,734	5,474	5,983	6,372	6,919	6,477	5,484	4,786	4,351	4,093	15,706	13,529	12,801	12,524	9,183	5,398	2,674	1,155	1,046	27,566	21,258	6,308	* Index Total	68	606	1,733	1,257	1,329	1,315	1,360	1,206	1,115	1,056	924	921	803	3,089	2,871	2,571	2,314	1,562	835	343	157	131	14,061	13,659	402	Traffic Crimes	1	3	18	42	105	233	381	535	562	649	640	632	531	2,363	1,942	1,716	1,620	982	529	290	138	149	5,051	4,854	197	Fish & Game Violations	2	3	3	13	56	120	93	132	136	227	204	193	174	759	637	699	621	420	258	144	76	81	712	686	26	Marine Violations	0	0	1	3	11	11	9	16	15	24	25	21	17	82	87	96	97	85	43	31	19	19																																																																																																																																																																																																																																																																																																																																							
16,654	12,846	3,808	Larceny *	33	379	1,119	776	744	757	820	672	648	587	510	521	456	1,654	1,689	1,637	1,486	1,094	602	254	116	100	2,593	2,083	510	Motor Vehicle Theft *	2	12	89	126	139	142	135	140	127	131	93	115	81	408	324	214	175	86	42	8	4	0	407	174	233	Arson *	15	63	83	25	33	14	12	10	13	9	5	8	6	26	9	18	25	9	11	7	2	4	1,641	1,579	62	Forgery/Counterfeit	0	2	4	10	18	28	47	90	78	71	71	67	67	333	214	185	196	84	53	13	5	5	1,285	1,197	88	Fraud	0	4	14	14	17	39	55	70	59	52	68	48	45	211	164	160	117	68	43	21	7	9	51	47	4	Embezzlement	0	0	1	0	0	3	0	3	4	6	2	1	5	10	3	4	2	2	4	1	0	0	487	396	91	Stolen Property	0	4	27	22	17	21	18	33	22	21	21	21	19	70	62	43	32	23	8	2	1	0	4,259	2,572	1,687	Vandalism	30	234	520	290	280	333	235	193	188	200	144	130	119	395	247	201	215	153	90	37	10	15	30,843	23,362	7,481	TOTAL	95	787	2,127	1,456	1,482	1,534	1,543	1,395	1,270	1,202	1,037	1,025	897	3,463	3,066	2,757	2,491	1,660	906	358	153	139	BEHAVIORAL CRIMES																																															2,472	2,161	311	Weapon Laws	1	18	73	51	73	95	123	117	117	120	120	95	99	370	279	249	191	137	75	38	20	11	360	358	2	Prostitution	0	0	0	0	0	2	1	5	6	5	5	10	12	47	72	60	36	40	24	19	11	5	19,875	17,757	2,118	Drug Laws	6	75	364	420	575	678	883	988	966	935	790	752	731	2,749	2,280	2,154	2,171	1,334	683	228	68	45	4	4	0	Gambling	0	0	0	0	0	0	0	1	0	0	0	0	0	1	0	0	0	1	1	0	0	0	436	430	6	Crimes Against Family	0	0	5	0	1	0	11	13	15	22	16	10	17	77	58	55	57	42	23	9	4	1	17,377	17,164	213	D.U.I.I.	2	1	1	12	63	134	322	448	485	843	817	744	708	2,798	2,121	1,943	1,906	1,606	1,078	691	330	324	14,279	11,025	3,254	Liquor Laws	3	14	353	566	966	1,352	2,013	2,346	1,971	513	271	166	136	382	402	510	712	693	473	239	112	86	7,208	5,937	1,271	Disorderly Conduct	10	160	342	259	249	251	264	278	280	401	365	281	261	907	697	576	599	496	301	128	53	50	20,631	17,438	3,193	All Other	25	192	702	755	779	740	655	701	716	722	699	574	568	2,154	2,120	2,333	2,288	1,805	1,068	570	237	228	1,774	0	1,774	Curfew	6	77	462	408	440	381	0	0	0	0	0	0	0	0	0	0	0	0	0	0	0	0	1,152	0	1,152	Runaway Juveniles	4	62	301	297	284	204	0	0	0	0	0	0	0	0	0	0	0	0	0	0	0	0	85,568	72,274	13,294	TOTAL	57	599	2,603	2,768	3,430	3,837	4,272	4,897	4,556	3,561	3,083	2,632	2,532	9,485	8,029	7,880	7,960	6,154	3,726	1,922	835	750	136,068	112,498	23,570	GRAND TOTAL	179	1,665	5,535	4,734	5,474	5,983	6,372	6,919	6,477	5,484	4,786	4,351	4,093	15,706	13,529	12,801	12,524	9,183	5,398	2,674	1,155	1,046	27,566	21,258	6,308	* Index Total	68	606	1,733	1,257	1,329	1,315	1,360	1,206	1,115	1,056	924	921	803	3,089	2,871	2,571	2,314	1,562	835	343	157	131	14,061	13,659	402	Traffic Crimes	1	3	18	42	105	233	381	535	562	649	640	632	531	2,363	1,942	1,716	1,620	982	529	290	138	149	5,051	4,854	197	Fish & Game Violations	2	3	3	13	56	120	93	132	136	227	204	193	174	759	637	699	621	420	258	144	76	81	712	686	26	Marine Violations	0	0	1	3	11	11	9	16	15	24	25	21	17	82	87	96	97	85	43	31	19	19																																																																																																																																																																																																																																																																																																																																																																	
2,593	2,083	510	Motor Vehicle Theft *	2	12	89	126	139	142	135	140	127	131	93	115	81	408	324	214	175	86	42	8	4	0	407	174	233	Arson *	15	63	83	25	33	14	12	10	13	9	5	8	6	26	9	18	25	9	11	7	2	4	1,641	1,579	62	Forgery/Counterfeit	0	2	4	10	18	28	47	90	78	71	71	67	67	333	214	185	196	84	53	13	5	5	1,285	1,197	88	Fraud	0	4	14	14	17	39	55	70	59	52	68	48	45	211	164	160	117	68	43	21	7	9	51	47	4	Embezzlement	0	0	1	0	0	3	0	3	4	6	2	1	5	10	3	4	2	2	4	1	0	0	487	396	91	Stolen Property	0	4	27	22	17	21	18	33	22	21	21	21	19	70	62	43	32	23	8	2	1	0	4,259	2,572	1,687	Vandalism	30	234	520	290	280	333	235	193	188	200	144	130	119	395	247	201	215	153	90	37	10	15	30,843	23,362	7,481	TOTAL	95	787	2,127	1,456	1,482	1,534	1,543	1,395	1,270	1,202	1,037	1,025	897	3,463	3,066	2,757	2,491	1,660	906	358	153	139	BEHAVIORAL CRIMES																																															2,472	2,161	311	Weapon Laws	1	18	73	51	73	95	123	117	117	120	120	95	99	370	279	249	191	137	75	38	20	11	360	358	2	Prostitution	0	0	0	0	0	2	1	5	6	5	5	10	12	47	72	60	36	40	24	19	11	5	19,875	17,757	2,118	Drug Laws	6	75	364	420	575	678	883	988	966	935	790	752	731	2,749	2,280	2,154	2,171	1,334	683	228	68	45	4	4	0	Gambling	0	0	0	0	0	0	0	1	0	0	0	0	0	1	0	0	0	1	1	0	0	0	436	430	6	Crimes Against Family	0	0	5	0	1	0	11	13	15	22	16	10	17	77	58	55	57	42	23	9	4	1	17,377	17,164	213	D.U.I.I.	2	1	1	12	63	134	322	448	485	843	817	744	708	2,798	2,121	1,943	1,906	1,606	1,078	691	330	324	14,279	11,025	3,254	Liquor Laws	3	14	353	566	966	1,352	2,013	2,346	1,971	513	271	166	136	382	402	510	712	693	473	239	112	86	7,208	5,937	1,271	Disorderly Conduct	10	160	342	259	249	251	264	278	280	401	365	281	261	907	697	576	599	496	301	128	53	50	20,631	17,438	3,193	All Other	25	192	702	755	779	740	655	701	716	722	699	574	568	2,154	2,120	2,333	2,288	1,805	1,068	570	237	228	1,774	0	1,774	Curfew	6	77	462	408	440	381	0	0	0	0	0	0	0	0	0	0	0	0	0	0	0	0	1,152	0	1,152	Runaway Juveniles	4	62	301	297	284	204	0	0	0	0	0	0	0	0	0	0	0	0	0	0	0	0	85,568	72,274	13,294	TOTAL	57	599	2,603	2,768	3,430	3,837	4,272	4,897	4,556	3,561	3,083	2,632	2,532	9,485	8,029	7,880	7,960	6,154	3,726	1,922	835	750	136,068	112,498	23,570	GRAND TOTAL	179	1,665	5,535	4,734	5,474	5,983	6,372	6,919	6,477	5,484	4,786	4,351	4,093	15,706	13,529	12,801	12,524	9,183	5,398	2,674	1,155	1,046	27,566	21,258	6,308	* Index Total	68	606	1,733	1,257	1,329	1,315	1,360	1,206	1,115	1,056	924	921	803	3,089	2,871	2,571	2,314	1,562	835	343	157	131	14,061	13,659	402	Traffic Crimes	1	3	18	42	105	233	381	535	562	649	640	632	531	2,363	1,942	1,716	1,620	982	529	290	138	149	5,051	4,854	197	Fish & Game Violations	2	3	3	13	56	120	93	132	136	227	204	193	174	759	637	699	621	420	258	144	76	81	712	686	26	Marine Violations	0	0	1	3	11	11	9	16	15	24	25	21	17	82	87	96	97	85	43	31	19	19																																																																																																																																																																																																																																																																																																																																																																																											
407	174	233	Arson *	15	63	83	25	33	14	12	10	13	9	5	8	6	26	9	18	25	9	11	7	2	4	1,641	1,579	62	Forgery/Counterfeit	0	2	4	10	18	28	47	90	78	71	71	67	67	333	214	185	196	84	53	13	5	5	1,285	1,197	88	Fraud	0	4	14	14	17	39	55	70	59	52	68	48	45	211	164	160	117	68	43	21	7	9	51	47	4	Embezzlement	0	0	1	0	0	3	0	3	4	6	2	1	5	10	3	4	2	2	4	1	0	0	487	396	91	Stolen Property	0	4	27	22	17	21	18	33	22	21	21	21	19	70	62	43	32	23	8	2	1	0	4,259	2,572	1,687	Vandalism	30	234	520	290	280	333	235	193	188	200	144	130	119	395	247	201	215	153	90	37	10	15	30,843	23,362	7,481	TOTAL	95	787	2,127	1,456	1,482	1,534	1,543	1,395	1,270	1,202	1,037	1,025	897	3,463	3,066	2,757	2,491	1,660	906	358	153	139	BEHAVIORAL CRIMES																																															2,472	2,161	311	Weapon Laws	1	18	73	51	73	95	123	117	117	120	120	95	99	370	279	249	191	137	75	38	20	11	360	358	2	Prostitution	0	0	0	0	0	2	1	5	6	5	5	10	12	47	72	60	36	40	24	19	11	5	19,875	17,757	2,118	Drug Laws	6	75	364	420	575	678	883	988	966	935	790	752	731	2,749	2,280	2,154	2,171	1,334	683	228	68	45	4	4	0	Gambling	0	0	0	0	0	0	0	1	0	0	0	0	0	1	0	0	0	1	1	0	0	0	436	430	6	Crimes Against Family	0	0	5	0	1	0	11	13	15	22	16	10	17	77	58	55	57	42	23	9	4	1	17,377	17,164	213	D.U.I.I.	2	1	1	12	63	134	322	448	485	843	817	744	708	2,798	2,121	1,943	1,906	1,606	1,078	691	330	324	14,279	11,025	3,254	Liquor Laws	3	14	353	566	966	1,352	2,013	2,346	1,971	513	271	166	136	382	402	510	712	693	473	239	112	86	7,208	5,937	1,271	Disorderly Conduct	10	160	342	259	249	251	264	278	280	401	365	281	261	907	697	576	599	496	301	128	53	50	20,631	17,438	3,193	All Other	25	192	702	755	779	740	655	701	716	722	699	574	568	2,154	2,120	2,333	2,288	1,805	1,068	570	237	228	1,774	0	1,774	Curfew	6	77	462	408	440	381	0	0	0	0	0	0	0	0	0	0	0	0	0	0	0	0	1,152	0	1,152	Runaway Juveniles	4	62	301	297	284	204	0	0	0	0	0	0	0	0	0	0	0	0	0	0	0	0	85,568	72,274	13,294	TOTAL	57	599	2,603	2,768	3,430	3,837	4,272	4,897	4,556	3,561	3,083	2,632	2,532	9,485	8,029	7,880	7,960	6,154	3,726	1,922	835	750	136,068	112,498	23,570	GRAND TOTAL	179	1,665	5,535	4,734	5,474	5,983	6,372	6,919	6,477	5,484	4,786	4,351	4,093	15,706	13,529	12,801	12,524	9,183	5,398	2,674	1,155	1,046	27,566	21,258	6,308	* Index Total	68	606	1,733	1,257	1,329	1,315	1,360	1,206	1,115	1,056	924	921	803	3,089	2,871	2,571	2,314	1,562	835	343	157	131	14,061	13,659	402	Traffic Crimes	1	3	18	42	105	233	381	535	562	649	640	632	531	2,363	1,942	1,716	1,620	982	529	290	138	149	5,051	4,854	197	Fish & Game Violations	2	3	3	13	56	120	93	132	136	227	204	193	174	759	637	699	621	420	258	144	76	81	712	686	26	Marine Violations	0	0	1	3	11	11	9	16	15	24	25	21	17	82	87	96	97	85	43	31	19	19																																																																																																																																																																																																																																																																																																																																																																																																																					
1,641	1,579	62	Forgery/Counterfeit	0	2	4	10	18	28	47	90	78	71	71	67	67	333	214	185	196	84	53	13	5	5	1,285	1,197	88	Fraud	0	4	14	14	17	39	55	70	59	52	68	48	45	211	164	160	117	68	43	21	7	9	51	47	4	Embezzlement	0	0	1	0	0	3	0	3	4	6	2	1	5	10	3	4	2	2	4	1	0	0	487	396	91	Stolen Property	0	4	27	22	17	21	18	33	22	21	21	21	19	70	62	43	32	23	8	2	1	0	4,259	2,572	1,687	Vandalism	30	234	520	290	280	333	235	193	188	200	144	130	119	395	247	201	215	153	90	37	10	15	30,843	23,362	7,481	TOTAL	95	787	2,127	1,456	1,482	1,534	1,543	1,395	1,270	1,202	1,037	1,025	897	3,463	3,066	2,757	2,491	1,660	906	358	153	139	BEHAVIORAL CRIMES																																															2,472	2,161	311	Weapon Laws	1	18	73	51	73	95	123	117	117	120	120	95	99	370	279	249	191	137	75	38	20	11	360	358	2	Prostitution	0	0	0	0	0	2	1	5	6	5	5	10	12	47	72	60	36	40	24	19	11	5	19,875	17,757	2,118	Drug Laws	6	75	364	420	575	678	883	988	966	935	790	752	731	2,749	2,280	2,154	2,171	1,334	683	228	68	45	4	4	0	Gambling	0	0	0	0	0	0	0	1	0	0	0	0	0	1	0	0	0	1	1	0	0	0	436	430	6	Crimes Against Family	0	0	5	0	1	0	11	13	15	22	16	10	17	77	58	55	57	42	23	9	4	1	17,377	17,164	213	D.U.I.I.	2	1	1	12	63	134	322	448	485	843	817	744	708	2,798	2,121	1,943	1,906	1,606	1,078	691	330	324	14,279	11,025	3,254	Liquor Laws	3	14	353	566	966	1,352	2,013	2,346	1,971	513	271	166	136	382	402	510	712	693	473	239	112	86	7,208	5,937	1,271	Disorderly Conduct	10	160	342	259	249	251	264	278	280	401	365	281	261	907	697	576	599	496	301	128	53	50	20,631	17,438	3,193	All Other	25	192	702	755	779	740	655	701	716	722	699	574	568	2,154	2,120	2,333	2,288	1,805	1,068	570	237	228	1,774	0	1,774	Curfew	6	77	462	408	440	381	0	0	0	0	0	0	0	0	0	0	0	0	0	0	0	0	1,152	0	1,152	Runaway Juveniles	4	62	301	297	284	204	0	0	0	0	0	0	0	0	0	0	0	0	0	0	0	0	85,568	72,274	13,294	TOTAL	57	599	2,603	2,768	3,430	3,837	4,272	4,897	4,556	3,561	3,083	2,632	2,532	9,485	8,029	7,880	7,960	6,154	3,726	1,922	835	750	136,068	112,498	23,570	GRAND TOTAL	179	1,665	5,535	4,734	5,474	5,983	6,372	6,919	6,477	5,484	4,786	4,351	4,093	15,706	13,529	12,801	12,524	9,183	5,398	2,674	1,155	1,046	27,566	21,258	6,308	* Index Total	68	606	1,733	1,257	1,329	1,315	1,360	1,206	1,115	1,056	924	921	803	3,089	2,871	2,571	2,314	1,562	835	343	157	131	14,061	13,659	402	Traffic Crimes	1	3	18	42	105	233	381	535	562	649	640	632	531	2,363	1,942	1,716	1,620	982	529	290	138	149	5,051	4,854	197	Fish & Game Violations	2	3	3	13	56	120	93	132	136	227	204	193	174	759	637	699	621	420	258	144	76	81	712	686	26	Marine Violations	0	0	1	3	11	11	9	16	15	24	25	21	17	82	87	96	97	85	43	31	19	19																																																																																																																																																																																																																																																																																																																																																																																																																																															
1,285	1,197	88	Fraud	0	4	14	14	17	39	55	70	59	52	68	48	45	211	164	160	117	68	43	21	7	9	51	47	4	Embezzlement	0	0	1	0	0	3	0	3	4	6	2	1	5	10	3	4	2	2	4	1	0	0	487	396	91	Stolen Property	0	4	27	22	17	21	18	33	22	21	21	21	19	70	62	43	32	23	8	2	1	0	4,259	2,572	1,687	Vandalism	30	234	520	290	280	333	235	193	188	200	144	130	119	395	247	201	215	153	90	37	10	15	30,843	23,362	7,481	TOTAL	95	787	2,127	1,456	1,482	1,534	1,543	1,395	1,270	1,202	1,037	1,025	897	3,463	3,066	2,757	2,491	1,660	906	358	153	139	BEHAVIORAL CRIMES																																															2,472	2,161	311	Weapon Laws	1	18	73	51	73	95	123	117	117	120	120	95	99	370	279	249	191	137	75	38	20	11	360	358	2	Prostitution	0	0	0	0	0	2	1	5	6	5	5	10	12	47	72	60	36	40	24	19	11	5	19,875	17,757	2,118	Drug Laws	6	75	364	420	575	678	883	988	966	935	790	752	731	2,749	2,280	2,154	2,171	1,334	683	228	68	45	4	4	0	Gambling	0	0	0	0	0	0	0	1	0	0	0	0	0	1	0	0	0	1	1	0	0	0	436	430	6	Crimes Against Family	0	0	5	0	1	0	11	13	15	22	16	10	17	77	58	55	57	42	23	9	4	1	17,377	17,164	213	D.U.I.I.	2	1	1	12	63	134	322	448	485	843	817	744	708	2,798	2,121	1,943	1,906	1,606	1,078	691	330	324	14,279	11,025	3,254	Liquor Laws	3	14	353	566	966	1,352	2,013	2,346	1,971	513	271	166	136	382	402	510	712	693	473	239	112	86	7,208	5,937	1,271	Disorderly Conduct	10	160	342	259	249	251	264	278	280	401	365	281	261	907	697	576	599	496	301	128	53	50	20,631	17,438	3,193	All Other	25	192	702	755	779	740	655	701	716	722	699	574	568	2,154	2,120	2,333	2,288	1,805	1,068	570	237	228	1,774	0	1,774	Curfew	6	77	462	408	440	381	0	0	0	0	0	0	0	0	0	0	0	0	0	0	0	0	1,152	0	1,152	Runaway Juveniles	4	62	301	297	284	204	0	0	0	0	0	0	0	0	0	0	0	0	0	0	0	0	85,568	72,274	13,294	TOTAL	57	599	2,603	2,768	3,430	3,837	4,272	4,897	4,556	3,561	3,083	2,632	2,532	9,485	8,029	7,880	7,960	6,154	3,726	1,922	835	750	136,068	112,498	23,570	GRAND TOTAL	179	1,665	5,535	4,734	5,474	5,983	6,372	6,919	6,477	5,484	4,786	4,351	4,093	15,706	13,529	12,801	12,524	9,183	5,398	2,674	1,155	1,046	27,566	21,258	6,308	* Index Total	68	606	1,733	1,257	1,329	1,315	1,360	1,206	1,115	1,056	924	921	803	3,089	2,871	2,571	2,314	1,562	835	343	157	131	14,061	13,659	402	Traffic Crimes	1	3	18	42	105	233	381	535	562	649	640	632	531	2,363	1,942	1,716	1,620	982	529	290	138	149	5,051	4,854	197	Fish & Game Violations	2	3	3	13	56	120	93	132	136	227	204	193	174	759	637	699	621	420	258	144	76	81	712	686	26	Marine Violations	0	0	1	3	11	11	9	16	15	24	25	21	17	82	87	96	97	85	43	31	19	19																																																																																																																																																																																																																																																																																																																																																																																																																																																																									
51	47	4	Embezzlement	0	0	1	0	0	3	0	3	4	6	2	1	5	10	3	4	2	2	4	1	0	0	487	396	91	Stolen Property	0	4	27	22	17	21	18	33	22	21	21	21	19	70	62	43	32	23	8	2	1	0	4,259	2,572	1,687	Vandalism	30	234	520	290	280	333	235	193	188	200	144	130	119	395	247	201	215	153	90	37	10	15	30,843	23,362	7,481	TOTAL	95	787	2,127	1,456	1,482	1,534	1,543	1,395	1,270	1,202	1,037	1,025	897	3,463	3,066	2,757	2,491	1,660	906	358	153	139	BEHAVIORAL CRIMES																																															2,472	2,161	311	Weapon Laws	1	18	73	51	73	95	123	117	117	120	120	95	99	370	279	249	191	137	75	38	20	11	360	358	2	Prostitution	0	0	0	0	0	2	1	5	6	5	5	10	12	47	72	60	36	40	24	19	11	5	19,875	17,757	2,118	Drug Laws	6	75	364	420	575	678	883	988	966	935	790	752	731	2,749	2,280	2,154	2,171	1,334	683	228	68	45	4	4	0	Gambling	0	0	0	0	0	0	0	1	0	0	0	0	0	1	0	0	0	1	1	0	0	0	436	430	6	Crimes Against Family	0	0	5	0	1	0	11	13	15	22	16	10	17	77	58	55	57	42	23	9	4	1	17,377	17,164	213	D.U.I.I.	2	1	1	12	63	134	322	448	485	843	817	744	708	2,798	2,121	1,943	1,906	1,606	1,078	691	330	324	14,279	11,025	3,254	Liquor Laws	3	14	353	566	966	1,352	2,013	2,346	1,971	513	271	166	136	382	402	510	712	693	473	239	112	86	7,208	5,937	1,271	Disorderly Conduct	10	160	342	259	249	251	264	278	280	401	365	281	261	907	697	576	599	496	301	128	53	50	20,631	17,438	3,193	All Other	25	192	702	755	779	740	655	701	716	722	699	574	568	2,154	2,120	2,333	2,288	1,805	1,068	570	237	228	1,774	0	1,774	Curfew	6	77	462	408	440	381	0	0	0	0	0	0	0	0	0	0	0	0	0	0	0	0	1,152	0	1,152	Runaway Juveniles	4	62	301	297	284	204	0	0	0	0	0	0	0	0	0	0	0	0	0	0	0	0	85,568	72,274	13,294	TOTAL	57	599	2,603	2,768	3,430	3,837	4,272	4,897	4,556	3,561	3,083	2,632	2,532	9,485	8,029	7,880	7,960	6,154	3,726	1,922	835	750	136,068	112,498	23,570	GRAND TOTAL	179	1,665	5,535	4,734	5,474	5,983	6,372	6,919	6,477	5,484	4,786	4,351	4,093	15,706	13,529	12,801	12,524	9,183	5,398	2,674	1,155	1,046	27,566	21,258	6,308	* Index Total	68	606	1,733	1,257	1,329	1,315	1,360	1,206	1,115	1,056	924	921	803	3,089	2,871	2,571	2,314	1,562	835	343	157	131	14,061	13,659	402	Traffic Crimes	1	3	18	42	105	233	381	535	562	649	640	632	531	2,363	1,942	1,716	1,620	982	529	290	138	149	5,051	4,854	197	Fish & Game Violations	2	3	3	13	56	120	93	132	136	227	204	193	174	759	637	699	621	420	258	144	76	81	712	686	26	Marine Violations	0	0	1	3	11	11	9	16	15	24	25	21	17	82	87	96	97	85	43	31	19	19																																																																																																																																																																																																																																																																																																																																																																																																																																																																																																			
487	396	91	Stolen Property	0	4	27	22	17	21	18	33	22	21	21	21	19	70	62	43	32	23	8	2	1	0	4,259	2,572	1,687	Vandalism	30	234	520	290	280	333	235	193	188	200	144	130	119	395	247	201	215	153	90	37	10	15	30,843	23,362	7,481	TOTAL	95	787	2,127	1,456	1,482	1,534	1,543	1,395	1,270	1,202	1,037	1,025	897	3,463	3,066	2,757	2,491	1,660	906	358	153	139	BEHAVIORAL CRIMES																																															2,472	2,161	311	Weapon Laws	1	18	73	51	73	95	123	117	117	120	120	95	99	370	279	249	191	137	75	38	20	11	360	358	2	Prostitution	0	0	0	0	0	2	1	5	6	5	5	10	12	47	72	60	36	40	24	19	11	5	19,875	17,757	2,118	Drug Laws	6	75	364	420	575	678	883	988	966	935	790	752	731	2,749	2,280	2,154	2,171	1,334	683	228	68	45	4	4	0	Gambling	0	0	0	0	0	0	0	1	0	0	0	0	0	1	0	0	0	1	1	0	0	0	436	430	6	Crimes Against Family	0	0	5	0	1	0	11	13	15	22	16	10	17	77	58	55	57	42	23	9	4	1	17,377	17,164	213	D.U.I.I.	2	1	1	12	63	134	322	448	485	843	817	744	708	2,798	2,121	1,943	1,906	1,606	1,078	691	330	324	14,279	11,025	3,254	Liquor Laws	3	14	353	566	966	1,352	2,013	2,346	1,971	513	271	166	136	382	402	510	712	693	473	239	112	86	7,208	5,937	1,271	Disorderly Conduct	10	160	342	259	249	251	264	278	280	401	365	281	261	907	697	576	599	496	301	128	53	50	20,631	17,438	3,193	All Other	25	192	702	755	779	740	655	701	716	722	699	574	568	2,154	2,120	2,333	2,288	1,805	1,068	570	237	228	1,774	0	1,774	Curfew	6	77	462	408	440	381	0	0	0	0	0	0	0	0	0	0	0	0	0	0	0	0	1,152	0	1,152	Runaway Juveniles	4	62	301	297	284	204	0	0	0	0	0	0	0	0	0	0	0	0	0	0	0	0	85,568	72,274	13,294	TOTAL	57	599	2,603	2,768	3,430	3,837	4,272	4,897	4,556	3,561	3,083	2,632	2,532	9,485	8,029	7,880	7,960	6,154	3,726	1,922	835	750	136,068	112,498	23,570	GRAND TOTAL	179	1,665	5,535	4,734	5,474	5,983	6,372	6,919	6,477	5,484	4,786	4,351	4,093	15,706	13,529	12,801	12,524	9,183	5,398	2,674	1,155	1,046	27,566	21,258	6,308	* Index Total	68	606	1,733	1,257	1,329	1,315	1,360	1,206	1,115	1,056	924	921	803	3,089	2,871	2,571	2,314	1,562	835	343	157	131	14,061	13,659	402	Traffic Crimes	1	3	18	42	105	233	381	535	562	649	640	632	531	2,363	1,942	1,716	1,620	982	529	290	138	149	5,051	4,854	197	Fish & Game Violations	2	3	3	13	56	120	93	132	136	227	204	193	174	759	637	699	621	420	258	144	76	81	712	686	26	Marine Violations	0	0	1	3	11	11	9	16	15	24	25	21	17	82	87	96	97	85	43	31	19	19																																																																																																																																																																																																																																																																																																																																																																																																																																																																																																																													
4,259	2,572	1,687	Vandalism	30	234	520	290	280	333	235	193	188	200	144	130	119	395	247	201	215	153	90	37	10	15	30,843	23,362	7,481	TOTAL	95	787	2,127	1,456	1,482	1,534	1,543	1,395	1,270	1,202	1,037	1,025	897	3,463	3,066	2,757	2,491	1,660	906	358	153	139	BEHAVIORAL CRIMES																																															2,472	2,161	311	Weapon Laws	1	18	73	51	73	95	123	117	117	120	120	95	99	370	279	249	191	137	75	38	20	11	360	358	2	Prostitution	0	0	0	0	0	2	1	5	6	5	5	10	12	47	72	60	36	40	24	19	11	5	19,875	17,757	2,118	Drug Laws	6	75	364	420	575	678	883	988	966	935	790	752	731	2,749	2,280	2,154	2,171	1,334	683	228	68	45	4	4	0	Gambling	0	0	0	0	0	0	0	1	0	0	0	0	0	1	0	0	0	1	1	0	0	0	436	430	6	Crimes Against Family	0	0	5	0	1	0	11	13	15	22	16	10	17	77	58	55	57	42	23	9	4	1	17,377	17,164	213	D.U.I.I.	2	1	1	12	63	134	322	448	485	843	817	744	708	2,798	2,121	1,943	1,906	1,606	1,078	691	330	324	14,279	11,025	3,254	Liquor Laws	3	14	353	566	966	1,352	2,013	2,346	1,971	513	271	166	136	382	402	510	712	693	473	239	112	86	7,208	5,937	1,271	Disorderly Conduct	10	160	342	259	249	251	264	278	280	401	365	281	261	907	697	576	599	496	301	128	53	50	20,631	17,438	3,193	All Other	25	192	702	755	779	740	655	701	716	722	699	574	568	2,154	2,120	2,333	2,288	1,805	1,068	570	237	228	1,774	0	1,774	Curfew	6	77	462	408	440	381	0	0	0	0	0	0	0	0	0	0	0	0	0	0	0	0	1,152	0	1,152	Runaway Juveniles	4	62	301	297	284	204	0	0	0	0	0	0	0	0	0	0	0	0	0	0	0	0	85,568	72,274	13,294	TOTAL	57	599	2,603	2,768	3,430	3,837	4,272	4,897	4,556	3,561	3,083	2,632	2,532	9,485	8,029	7,880	7,960	6,154	3,726	1,922	835	750	136,068	112,498	23,570	GRAND TOTAL	179	1,665	5,535	4,734	5,474	5,983	6,372	6,919	6,477	5,484	4,786	4,351	4,093	15,706	13,529	12,801	12,524	9,183	5,398	2,674	1,155	1,046	27,566	21,258	6,308	* Index Total	68	606	1,733	1,257	1,329	1,315	1,360	1,206	1,115	1,056	924	921	803	3,089	2,871	2,571	2,314	1,562	835	343	157	131	14,061	13,659	402	Traffic Crimes	1	3	18	42	105	233	381	535	562	649	640	632	531	2,363	1,942	1,716	1,620	982	529	290	138	149	5,051	4,854	197	Fish & Game Violations	2	3	3	13	56	120	93	132	136	227	204	193	174	759	637	699	621	420	258	144	76	81	712	686	26	Marine Violations	0	0	1	3	11	11	9	16	15	24	25	21	17	82	87	96	97	85	43	31	19	19																																																																																																																																																																																																																																																																																																																																																																																																																																																																																																																																																							
30,843	23,362	7,481	TOTAL	95	787	2,127	1,456	1,482	1,534	1,543	1,395	1,270	1,202	1,037	1,025	897	3,463	3,066	2,757	2,491	1,660	906	358	153	139	BEHAVIORAL CRIMES																																															2,472	2,161	311	Weapon Laws	1	18	73	51	73	95	123	117	117	120	120	95	99	370	279	249	191	137	75	38	20	11	360	358	2	Prostitution	0	0	0	0	0	2	1	5	6	5	5	10	12	47	72	60	36	40	24	19	11	5	19,875	17,757	2,118	Drug Laws	6	75	364	420	575	678	883	988	966	935	790	752	731	2,749	2,280	2,154	2,171	1,334	683	228	68	45	4	4	0	Gambling	0	0	0	0	0	0	0	1	0	0	0	0	0	1	0	0	0	1	1	0	0	0	436	430	6	Crimes Against Family	0	0	5	0	1	0	11	13	15	22	16	10	17	77	58	55	57	42	23	9	4	1	17,377	17,164	213	D.U.I.I.	2	1	1	12	63	134	322	448	485	843	817	744	708	2,798	2,121	1,943	1,906	1,606	1,078	691	330	324	14,279	11,025	3,254	Liquor Laws	3	14	353	566	966	1,352	2,013	2,346	1,971	513	271	166	136	382	402	510	712	693	473	239	112	86	7,208	5,937	1,271	Disorderly Conduct	10	160	342	259	249	251	264	278	280	401	365	281	261	907	697	576	599	496	301	128	53	50	20,631	17,438	3,193	All Other	25	192	702	755	779	740	655	701	716	722	699	574	568	2,154	2,120	2,333	2,288	1,805	1,068	570	237	228	1,774	0	1,774	Curfew	6	77	462	408	440	381	0	0	0	0	0	0	0	0	0	0	0	0	0	0	0	0	1,152	0	1,152	Runaway Juveniles	4	62	301	297	284	204	0	0	0	0	0	0	0	0	0	0	0	0	0	0	0	0	85,568	72,274	13,294	TOTAL	57	599	2,603	2,768	3,430	3,837	4,272	4,897	4,556	3,561	3,083	2,632	2,532	9,485	8,029	7,880	7,960	6,154	3,726	1,922	835	750	136,068	112,498	23,570	GRAND TOTAL	179	1,665	5,535	4,734	5,474	5,983	6,372	6,919	6,477	5,484	4,786	4,351	4,093	15,706	13,529	12,801	12,524	9,183	5,398	2,674	1,155	1,046	27,566	21,258	6,308	* Index Total	68	606	1,733	1,257	1,329	1,315	1,360	1,206	1,115	1,056	924	921	803	3,089	2,871	2,571	2,314	1,562	835	343	157	131	14,061	13,659	402	Traffic Crimes	1	3	18	42	105	233	381	535	562	649	640	632	531	2,363	1,942	1,716	1,620	982	529	290	138	149	5,051	4,854	197	Fish & Game Violations	2	3	3	13	56	120	93	132	136	227	204	193	174	759	637	699	621	420	258	144	76	81	712	686	26	Marine Violations	0	0	1	3	11	11	9	16	15	24	25	21	17	82	87	96	97	85	43	31	19	19																																																																																																																																																																																																																																																																																																																																																																																																																																																																																																																																																																																	
BEHAVIORAL CRIMES																																															2,472	2,161	311	Weapon Laws	1	18	73	51	73	95	123	117	117	120	120	95	99	370	279	249	191	137	75	38	20	11	360	358	2	Prostitution	0	0	0	0	0	2	1	5	6	5	5	10	12	47	72	60	36	40	24	19	11	5	19,875	17,757	2,118	Drug Laws	6	75	364	420	575	678	883	988	966	935	790	752	731	2,749	2,280	2,154	2,171	1,334	683	228	68	45	4	4	0	Gambling	0	0	0	0	0	0	0	1	0	0	0	0	0	1	0	0	0	1	1	0	0	0	436	430	6	Crimes Against Family	0	0	5	0	1	0	11	13	15	22	16	10	17	77	58	55	57	42	23	9	4	1	17,377	17,164	213	D.U.I.I.	2	1	1	12	63	134	322	448	485	843	817	744	708	2,798	2,121	1,943	1,906	1,606	1,078	691	330	324	14,279	11,025	3,254	Liquor Laws	3	14	353	566	966	1,352	2,013	2,346	1,971	513	271	166	136	382	402	510	712	693	473	239	112	86	7,208	5,937	1,271	Disorderly Conduct	10	160	342	259	249	251	264	278	280	401	365	281	261	907	697	576	599	496	301	128	53	50	20,631	17,438	3,193	All Other	25	192	702	755	779	740	655	701	716	722	699	574	568	2,154	2,120	2,333	2,288	1,805	1,068	570	237	228	1,774	0	1,774	Curfew	6	77	462	408	440	381	0	0	0	0	0	0	0	0	0	0	0	0	0	0	0	0	1,152	0	1,152	Runaway Juveniles	4	62	301	297	284	204	0	0	0	0	0	0	0	0	0	0	0	0	0	0	0	0	85,568	72,274	13,294	TOTAL	57	599	2,603	2,768	3,430	3,837	4,272	4,897	4,556	3,561	3,083	2,632	2,532	9,485	8,029	7,880	7,960	6,154	3,726	1,922	835	750	136,068	112,498	23,570	GRAND TOTAL	179	1,665	5,535	4,734	5,474	5,983	6,372	6,919	6,477	5,484	4,786	4,351	4,093	15,706	13,529	12,801	12,524	9,183	5,398	2,674	1,155	1,046	27,566	21,258	6,308	* Index Total	68	606	1,733	1,257	1,329	1,315	1,360	1,206	1,115	1,056	924	921	803	3,089	2,871	2,571	2,314	1,562	835	343	157	131	14,061	13,659	402	Traffic Crimes	1	3	18	42	105	233	381	535	562	649	640	632	531	2,363	1,942	1,716	1,620	982	529	290	138	149	5,051	4,854	197	Fish & Game Violations	2	3	3	13	56	120	93	132	136	227	204	193	174	759	637	699	621	420	258	144	76	81	712	686	26	Marine Violations	0	0	1	3	11	11	9	16	15	24	25	21	17	82	87	96	97	85	43	31	19	19																																																																																																																																																																																																																																																																																																																																																																																																																																																																																																																																																																																																											
2,472	2,161	311	Weapon Laws	1	18	73	51	73	95	123	117	117	120	120	95	99	370	279	249	191	137	75	38	20	11	360	358	2	Prostitution	0	0	0	0	0	2	1	5	6	5	5	10	12	47	72	60	36	40	24	19	11	5	19,875	17,757	2,118	Drug Laws	6	75	364	420	575	678	883	988	966	935	790	752	731	2,749	2,280	2,154	2,171	1,334	683	228	68	45	4	4	0	Gambling	0	0	0	0	0	0	0	1	0	0	0	0	0	1	0	0	0	1	1	0	0	0	436	430	6	Crimes Against Family	0	0	5	0	1	0	11	13	15	22	16	10	17	77	58	55	57	42	23	9	4	1	17,377	17,164	213	D.U.I.I.	2	1	1	12	63	134	322	448	485	843	817	744	708	2,798	2,121	1,943	1,906	1,606	1,078	691	330	324	14,279	11,025	3,254	Liquor Laws	3	14	353	566	966	1,352	2,013	2,346	1,971	513	271	166	136	382	402	510	712	693	473	239	112	86	7,208	5,937	1,271	Disorderly Conduct	10	160	342	259	249	251	264	278	280	401	365	281	261	907	697	576	599	496	301	128	53	50	20,631	17,438	3,193	All Other	25	192	702	755	779	740	655	701	716	722	699	574	568	2,154	2,120	2,333	2,288	1,805	1,068	570	237	228	1,774	0	1,774	Curfew	6	77	462	408	440	381	0	0	0	0	0	0	0	0	0	0	0	0	0	0	0	0	1,152	0	1,152	Runaway Juveniles	4	62	301	297	284	204	0	0	0	0	0	0	0	0	0	0	0	0	0	0	0	0	85,568	72,274	13,294	TOTAL	57	599	2,603	2,768	3,430	3,837	4,272	4,897	4,556	3,561	3,083	2,632	2,532	9,485	8,029	7,880	7,960	6,154	3,726	1,922	835	750	136,068	112,498	23,570	GRAND TOTAL	179	1,665	5,535	4,734	5,474	5,983	6,372	6,919	6,477	5,484	4,786	4,351	4,093	15,706	13,529	12,801	12,524	9,183	5,398	2,674	1,155	1,046	27,566	21,258	6,308	* Index Total	68	606	1,733	1,257	1,329	1,315	1,360	1,206	1,115	1,056	924	921	803	3,089	2,871	2,571	2,314	1,562	835	343	157	131	14,061	13,659	402	Traffic Crimes	1	3	18	42	105	233	381	535	562	649	640	632	531	2,363	1,942	1,716	1,620	982	529	290	138	149	5,051	4,854	197	Fish & Game Violations	2	3	3	13	56	120	93	132	136	227	204	193	174	759	637	699	621	420	258	144	76	81	712	686	26	Marine Violations	0	0	1	3	11	11	9	16	15	24	25	21	17	82	87	96	97	85	43	31	19	19																																																																																																																																																																																																																																																																																																																																																																																																																																																																																																																																																																																																																																																										
360	358	2	Prostitution	0	0	0	0	0	2	1	5	6	5	5	10	12	47	72	60	36	40	24	19	11	5	19,875	17,757	2,118	Drug Laws	6	75	364	420	575	678	883	988	966	935	790	752	731	2,749	2,280	2,154	2,171	1,334	683	228	68	45	4	4	0	Gambling	0	0	0	0	0	0	0	1	0	0	0	0	0	1	0	0	0	1	1	0	0	0	436	430	6	Crimes Against Family	0	0	5	0	1	0	11	13	15	22	16	10	17	77	58	55	57	42	23	9	4	1	17,377	17,164	213	D.U.I.I.	2	1	1	12	63	134	322	448	485	843	817	744	708	2,798	2,121	1,943	1,906	1,606	1,078	691	330	324	14,279	11,025	3,254	Liquor Laws	3	14	353	566	966	1,352	2,013	2,346	1,971	513	271	166	136	382	402	510	712	693	473	239	112	86	7,208	5,937	1,271	Disorderly Conduct	10	160	342	259	249	251	264	278	280	401	365	281	261	907	697	576	599	496	301	128	53	50	20,631	17,438	3,193	All Other	25	192	702	755	779	740	655	701	716	722	699	574	568	2,154	2,120	2,333	2,288	1,805	1,068	570	237	228	1,774	0	1,774	Curfew	6	77	462	408	440	381	0	0	0	0	0	0	0	0	0	0	0	0	0	0	0	0	1,152	0	1,152	Runaway Juveniles	4	62	301	297	284	204	0	0	0	0	0	0	0	0	0	0	0	0	0	0	0	0	85,568	72,274	13,294	TOTAL	57	599	2,603	2,768	3,430	3,837	4,272	4,897	4,556	3,561	3,083	2,632	2,532	9,485	8,029	7,880	7,960	6,154	3,726	1,922	835	750	136,068	112,498	23,570	GRAND TOTAL	179	1,665	5,535	4,734	5,474	5,983	6,372	6,919	6,477	5,484	4,786	4,351	4,093	15,706	13,529	12,801	12,524	9,183	5,398	2,674	1,155	1,046	27,566	21,258	6,308	* Index Total	68	606	1,733	1,257	1,329	1,315	1,360	1,206	1,115	1,056	924	921	803	3,089	2,871	2,571	2,314	1,562	835	343	157	131	14,061	13,659	402	Traffic Crimes	1	3	18	42	105	233	381	535	562	649	640	632	531	2,363	1,942	1,716	1,620	982	529	290	138	149	5,051	4,854	197	Fish & Game Violations	2	3	3	13	56	120	93	132	136	227	204	193	174	759	637	699	621	420	258	144	76	81	712	686	26	Marine Violations	0	0	1	3	11	11	9	16	15	24	25	21	17	82	87	96	97	85	43	31	19	19																																																																																																																																																																																																																																																																																																																																																																																																																																																																																																																																																																																																																																																																																				
19,875	17,757	2,118	Drug Laws	6	75	364	420	575	678	883	988	966	935	790	752	731	2,749	2,280	2,154	2,171	1,334	683	228	68	45	4	4	0	Gambling	0	0	0	0	0	0	0	1	0	0	0	0	0	1	0	0	0	1	1	0	0	0	436	430	6	Crimes Against Family	0	0	5	0	1	0	11	13	15	22	16	10	17	77	58	55	57	42	23	9	4	1	17,377	17,164	213	D.U.I.I.	2	1	1	12	63	134	322	448	485	843	817	744	708	2,798	2,121	1,943	1,906	1,606	1,078	691	330	324	14,279	11,025	3,254	Liquor Laws	3	14	353	566	966	1,352	2,013	2,346	1,971	513	271	166	136	382	402	510	712	693	473	239	112	86	7,208	5,937	1,271	Disorderly Conduct	10	160	342	259	249	251	264	278	280	401	365	281	261	907	697	576	599	496	301	128	53	50	20,631	17,438	3,193	All Other	25	192	702	755	779	740	655	701	716	722	699	574	568	2,154	2,120	2,333	2,288	1,805	1,068	570	237	228	1,774	0	1,774	Curfew	6	77	462	408	440	381	0	0	0	0	0	0	0	0	0	0	0	0	0	0	0	0	1,152	0	1,152	Runaway Juveniles	4	62	301	297	284	204	0	0	0	0	0	0	0	0	0	0	0	0	0	0	0	0	85,568	72,274	13,294	TOTAL	57	599	2,603	2,768	3,430	3,837	4,272	4,897	4,556	3,561	3,083	2,632	2,532	9,485	8,029	7,880	7,960	6,154	3,726	1,922	835	750	136,068	112,498	23,570	GRAND TOTAL	179	1,665	5,535	4,734	5,474	5,983	6,372	6,919	6,477	5,484	4,786	4,351	4,093	15,706	13,529	12,801	12,524	9,183	5,398	2,674	1,155	1,046	27,566	21,258	6,308	* Index Total	68	606	1,733	1,257	1,329	1,315	1,360	1,206	1,115	1,056	924	921	803	3,089	2,871	2,571	2,314	1,562	835	343	157	131	14,061	13,659	402	Traffic Crimes	1	3	18	42	105	233	381	535	562	649	640	632	531	2,363	1,942	1,716	1,620	982	529	290	138	149	5,051	4,854	197	Fish & Game Violations	2	3	3	13	56	120	93	132	136	227	204	193	174	759	637	699	621	420	258	144	76	81	712	686	26	Marine Violations	0	0	1	3	11	11	9	16	15	24	25	21	17	82	87	96	97	85	43	31	19	19																																																																																																																																																																																																																																																																																																																																																																																																																																																																																																																																																																																																																																																																																																														
4	4	0	Gambling	0	0	0	0	0	0	0	1	0	0	0	0	0	1	0	0	0	1	1	0	0	0	436	430	6	Crimes Against Family	0	0	5	0	1	0	11	13	15	22	16	10	17	77	58	55	57	42	23	9	4	1	17,377	17,164	213	D.U.I.I.	2	1	1	12	63	134	322	448	485	843	817	744	708	2,798	2,121	1,943	1,906	1,606	1,078	691	330	324	14,279	11,025	3,254	Liquor Laws	3	14	353	566	966	1,352	2,013	2,346	1,971	513	271	166	136	382	402	510	712	693	473	239	112	86	7,208	5,937	1,271	Disorderly Conduct	10	160	342	259	249	251	264	278	280	401	365	281	261	907	697	576	599	496	301	128	53	50	20,631	17,438	3,193	All Other	25	192	702	755	779	740	655	701	716	722	699	574	568	2,154	2,120	2,333	2,288	1,805	1,068	570	237	228	1,774	0	1,774	Curfew	6	77	462	408	440	381	0	0	0	0	0	0	0	0	0	0	0	0	0	0	0	0	1,152	0	1,152	Runaway Juveniles	4	62	301	297	284	204	0	0	0	0	0	0	0	0	0	0	0	0	0	0	0	0	85,568	72,274	13,294	TOTAL	57	599	2,603	2,768	3,430	3,837	4,272	4,897	4,556	3,561	3,083	2,632	2,532	9,485	8,029	7,880	7,960	6,154	3,726	1,922	835	750	136,068	112,498	23,570	GRAND TOTAL	179	1,665	5,535	4,734	5,474	5,983	6,372	6,919	6,477	5,484	4,786	4,351	4,093	15,706	13,529	12,801	12,524	9,183	5,398	2,674	1,155	1,046	27,566	21,258	6,308	* Index Total	68	606	1,733	1,257	1,329	1,315	1,360	1,206	1,115	1,056	924	921	803	3,089	2,871	2,571	2,314	1,562	835	343	157	131	14,061	13,659	402	Traffic Crimes	1	3	18	42	105	233	381	535	562	649	640	632	531	2,363	1,942	1,716	1,620	982	529	290	138	149	5,051	4,854	197	Fish & Game Violations	2	3	3	13	56	120	93	132	136	227	204	193	174	759	637	699	621	420	258	144	76	81	712	686	26	Marine Violations	0	0	1	3	11	11	9	16	15	24	25	21	17	82	87	96	97	85	43	31	19	19																																																																																																																																																																																																																																																																																																																																																																																																																																																																																																																																																																																																																																																																																																																																								
436	430	6	Crimes Against Family	0	0	5	0	1	0	11	13	15	22	16	10	17	77	58	55	57	42	23	9	4	1	17,377	17,164	213	D.U.I.I.	2	1	1	12	63	134	322	448	485	843	817	744	708	2,798	2,121	1,943	1,906	1,606	1,078	691	330	324	14,279	11,025	3,254	Liquor Laws	3	14	353	566	966	1,352	2,013	2,346	1,971	513	271	166	136	382	402	510	712	693	473	239	112	86	7,208	5,937	1,271	Disorderly Conduct	10	160	342	259	249	251	264	278	280	401	365	281	261	907	697	576	599	496	301	128	53	50	20,631	17,438	3,193	All Other	25	192	702	755	779	740	655	701	716	722	699	574	568	2,154	2,120	2,333	2,288	1,805	1,068	570	237	228	1,774	0	1,774	Curfew	6	77	462	408	440	381	0	0	0	0	0	0	0	0	0	0	0	0	0	0	0	0	1,152	0	1,152	Runaway Juveniles	4	62	301	297	284	204	0	0	0	0	0	0	0	0	0	0	0	0	0	0	0	0	85,568	72,274	13,294	TOTAL	57	599	2,603	2,768	3,430	3,837	4,272	4,897	4,556	3,561	3,083	2,632	2,532	9,485	8,029	7,880	7,960	6,154	3,726	1,922	835	750	136,068	112,498	23,570	GRAND TOTAL	179	1,665	5,535	4,734	5,474	5,983	6,372	6,919	6,477	5,484	4,786	4,351	4,093	15,706	13,529	12,801	12,524	9,183	5,398	2,674	1,155	1,046	27,566	21,258	6,308	* Index Total	68	606	1,733	1,257	1,329	1,315	1,360	1,206	1,115	1,056	924	921	803	3,089	2,871	2,571	2,314	1,562	835	343	157	131	14,061	13,659	402	Traffic Crimes	1	3	18	42	105	233	381	535	562	649	640	632	531	2,363	1,942	1,716	1,620	982	529	290	138	149	5,051	4,854	197	Fish & Game Violations	2	3	3	13	56	120	93	132	136	227	204	193	174	759	637	699	621	420	258	144	76	81	712	686	26	Marine Violations	0	0	1	3	11	11	9	16	15	24	25	21	17	82	87	96	97	85	43	31	19	19																																																																																																																																																																																																																																																																																																																																																																																																																																																																																																																																																																																																																																																																																																																																																																		
17,377	17,164	213	D.U.I.I.	2	1	1	12	63	134	322	448	485	843	817	744	708	2,798	2,121	1,943	1,906	1,606	1,078	691	330	324	14,279	11,025	3,254	Liquor Laws	3	14	353	566	966	1,352	2,013	2,346	1,971	513	271	166	136	382	402	510	712	693	473	239	112	86	7,208	5,937	1,271	Disorderly Conduct	10	160	342	259	249	251	264	278	280	401	365	281	261	907	697	576	599	496	301	128	53	50	20,631	17,438	3,193	All Other	25	192	702	755	779	740	655	701	716	722	699	574	568	2,154	2,120	2,333	2,288	1,805	1,068	570	237	228	1,774	0	1,774	Curfew	6	77	462	408	440	381	0	0	0	0	0	0	0	0	0	0	0	0	0	0	0	0	1,152	0	1,152	Runaway Juveniles	4	62	301	297	284	204	0	0	0	0	0	0	0	0	0	0	0	0	0	0	0	0	85,568	72,274	13,294	TOTAL	57	599	2,603	2,768	3,430	3,837	4,272	4,897	4,556	3,561	3,083	2,632	2,532	9,485	8,029	7,880	7,960	6,154	3,726	1,922	835	750	136,068	112,498	23,570	GRAND TOTAL	179	1,665	5,535	4,734	5,474	5,983	6,372	6,919	6,477	5,484	4,786	4,351	4,093	15,706	13,529	12,801	12,524	9,183	5,398	2,674	1,155	1,046	27,566	21,258	6,308	* Index Total	68	606	1,733	1,257	1,329	1,315	1,360	1,206	1,115	1,056	924	921	803	3,089	2,871	2,571	2,314	1,562	835	343	157	131	14,061	13,659	402	Traffic Crimes	1	3	18	42	105	233	381	535	562	649	640	632	531	2,363	1,942	1,716	1,620	982	529	290	138	149	5,051	4,854	197	Fish & Game Violations	2	3	3	13	56	120	93	132	136	227	204	193	174	759	637	699	621	420	258	144	76	81	712	686	26	Marine Violations	0	0	1	3	11	11	9	16	15	24	25	21	17	82	87	96	97	85	43	31	19	19																																																																																																																																																																																																																																																																																																																																																																																																																																																																																																																																																																																																																																																																																																																																																																																												
14,279	11,025	3,254	Liquor Laws	3	14	353	566	966	1,352	2,013	2,346	1,971	513	271	166	136	382	402	510	712	693	473	239	112	86	7,208	5,937	1,271	Disorderly Conduct	10	160	342	259	249	251	264	278	280	401	365	281	261	907	697	576	599	496	301	128	53	50	20,631	17,438	3,193	All Other	25	192	702	755	779	740	655	701	716	722	699	574	568	2,154	2,120	2,333	2,288	1,805	1,068	570	237	228	1,774	0	1,774	Curfew	6	77	462	408	440	381	0	0	0	0	0	0	0	0	0	0	0	0	0	0	0	0	1,152	0	1,152	Runaway Juveniles	4	62	301	297	284	204	0	0	0	0	0	0	0	0	0	0	0	0	0	0	0	0	85,568	72,274	13,294	TOTAL	57	599	2,603	2,768	3,430	3,837	4,272	4,897	4,556	3,561	3,083	2,632	2,532	9,485	8,029	7,880	7,960	6,154	3,726	1,922	835	750	136,068	112,498	23,570	GRAND TOTAL	179	1,665	5,535	4,734	5,474	5,983	6,372	6,919	6,477	5,484	4,786	4,351	4,093	15,706	13,529	12,801	12,524	9,183	5,398	2,674	1,155	1,046	27,566	21,258	6,308	* Index Total	68	606	1,733	1,257	1,329	1,315	1,360	1,206	1,115	1,056	924	921	803	3,089	2,871	2,571	2,314	1,562	835	343	157	131	14,061	13,659	402	Traffic Crimes	1	3	18	42	105	233	381	535	562	649	640	632	531	2,363	1,942	1,716	1,620	982	529	290	138	149	5,051	4,854	197	Fish & Game Violations	2	3	3	13	56	120	93	132	136	227	204	193	174	759	637	699	621	420	258	144	76	81	712	686	26	Marine Violations	0	0	1	3	11	11	9	16	15	24	25	21	17	82	87	96	97	85	43	31	19	19																																																																																																																																																																																																																																																																																																																																																																																																																																																																																																																																																																																																																																																																																																																																																																																																																						
7,208	5,937	1,271	Disorderly Conduct	10	160	342	259	249	251	264	278	280	401	365	281	261	907	697	576	599	496	301	128	53	50	20,631	17,438	3,193	All Other	25	192	702	755	779	740	655	701	716	722	699	574	568	2,154	2,120	2,333	2,288	1,805	1,068	570	237	228	1,774	0	1,774	Curfew	6	77	462	408	440	381	0	0	0	0	0	0	0	0	0	0	0	0	0	0	0	0	1,152	0	1,152	Runaway Juveniles	4	62	301	297	284	204	0	0	0	0	0	0	0	0	0	0	0	0	0	0	0	0	85,568	72,274	13,294	TOTAL	57	599	2,603	2,768	3,430	3,837	4,272	4,897	4,556	3,561	3,083	2,632	2,532	9,485	8,029	7,880	7,960	6,154	3,726	1,922	835	750	136,068	112,498	23,570	GRAND TOTAL	179	1,665	5,535	4,734	5,474	5,983	6,372	6,919	6,477	5,484	4,786	4,351	4,093	15,706	13,529	12,801	12,524	9,183	5,398	2,674	1,155	1,046	27,566	21,258	6,308	* Index Total	68	606	1,733	1,257	1,329	1,315	1,360	1,206	1,115	1,056	924	921	803	3,089	2,871	2,571	2,314	1,562	835	343	157	131	14,061	13,659	402	Traffic Crimes	1	3	18	42	105	233	381	535	562	649	640	632	531	2,363	1,942	1,716	1,620	982	529	290	138	149	5,051	4,854	197	Fish & Game Violations	2	3	3	13	56	120	93	132	136	227	204	193	174	759	637	699	621	420	258	144	76	81	712	686	26	Marine Violations	0	0	1	3	11	11	9	16	15	24	25	21	17	82	87	96	97	85	43	31	19	19																																																																																																																																																																																																																																																																																																																																																																																																																																																																																																																																																																																																																																																																																																																																																																																																																																																
20,631	17,438	3,193	All Other	25	192	702	755	779	740	655	701	716	722	699	574	568	2,154	2,120	2,333	2,288	1,805	1,068	570	237	228	1,774	0	1,774	Curfew	6	77	462	408	440	381	0	0	0	0	0	0	0	0	0	0	0	0	0	0	0	0	1,152	0	1,152	Runaway Juveniles	4	62	301	297	284	204	0	0	0	0	0	0	0	0	0	0	0	0	0	0	0	0	85,568	72,274	13,294	TOTAL	57	599	2,603	2,768	3,430	3,837	4,272	4,897	4,556	3,561	3,083	2,632	2,532	9,485	8,029	7,880	7,960	6,154	3,726	1,922	835	750	136,068	112,498	23,570	GRAND TOTAL	179	1,665	5,535	4,734	5,474	5,983	6,372	6,919	6,477	5,484	4,786	4,351	4,093	15,706	13,529	12,801	12,524	9,183	5,398	2,674	1,155	1,046	27,566	21,258	6,308	* Index Total	68	606	1,733	1,257	1,329	1,315	1,360	1,206	1,115	1,056	924	921	803	3,089	2,871	2,571	2,314	1,562	835	343	157	131	14,061	13,659	402	Traffic Crimes	1	3	18	42	105	233	381	535	562	649	640	632	531	2,363	1,942	1,716	1,620	982	529	290	138	149	5,051	4,854	197	Fish & Game Violations	2	3	3	13	56	120	93	132	136	227	204	193	174	759	637	699	621	420	258	144	76	81	712	686	26	Marine Violations	0	0	1	3	11	11	9	16	15	24	25	21	17	82	87	96	97	85	43	31	19	19																																																																																																																																																																																																																																																																																																																																																																																																																																																																																																																																																																																																																																																																																																																																																																																																																																																																										
1,774	0	1,774	Curfew	6	77	462	408	440	381	0	0	0	0	0	0	0	0	0	0	0	0	0	0	0	0	1,152	0	1,152	Runaway Juveniles	4	62	301	297	284	204	0	0	0	0	0	0	0	0	0	0	0	0	0	0	0	0	85,568	72,274	13,294	TOTAL	57	599	2,603	2,768	3,430	3,837	4,272	4,897	4,556	3,561	3,083	2,632	2,532	9,485	8,029	7,880	7,960	6,154	3,726	1,922	835	750	136,068	112,498	23,570	GRAND TOTAL	179	1,665	5,535	4,734	5,474	5,983	6,372	6,919	6,477	5,484	4,786	4,351	4,093	15,706	13,529	12,801	12,524	9,183	5,398	2,674	1,155	1,046	27,566	21,258	6,308	* Index Total	68	606	1,733	1,257	1,329	1,315	1,360	1,206	1,115	1,056	924	921	803	3,089	2,871	2,571	2,314	1,562	835	343	157	131	14,061	13,659	402	Traffic Crimes	1	3	18	42	105	233	381	535	562	649	640	632	531	2,363	1,942	1,716	1,620	982	529	290	138	149	5,051	4,854	197	Fish & Game Violations	2	3	3	13	56	120	93	132	136	227	204	193	174	759	637	699	621	420	258	144	76	81	712	686	26	Marine Violations	0	0	1	3	11	11	9	16	15	24	25	21	17	82	87	96	97	85	43	31	19	19																																																																																																																																																																																																																																																																																																																																																																																																																																																																																																																																																																																																																																																																																																																																																																																																																																																																																																				
1,152	0	1,152	Runaway Juveniles	4	62	301	297	284	204	0	0	0	0	0	0	0	0	0	0	0	0	0	0	0	0	85,568	72,274	13,294	TOTAL	57	599	2,603	2,768	3,430	3,837	4,272	4,897	4,556	3,561	3,083	2,632	2,532	9,485	8,029	7,880	7,960	6,154	3,726	1,922	835	750	136,068	112,498	23,570	GRAND TOTAL	179	1,665	5,535	4,734	5,474	5,983	6,372	6,919	6,477	5,484	4,786	4,351	4,093	15,706	13,529	12,801	12,524	9,183	5,398	2,674	1,155	1,046	27,566	21,258	6,308	* Index Total	68	606	1,733	1,257	1,329	1,315	1,360	1,206	1,115	1,056	924	921	803	3,089	2,871	2,571	2,314	1,562	835	343	157	131	14,061	13,659	402	Traffic Crimes	1	3	18	42	105	233	381	535	562	649	640	632	531	2,363	1,942	1,716	1,620	982	529	290	138	149	5,051	4,854	197	Fish & Game Violations	2	3	3	13	56	120	93	132	136	227	204	193	174	759	637	699	621	420	258	144	76	81	712	686	26	Marine Violations	0	0	1	3	11	11	9	16	15	24	25	21	17	82	87	96	97	85	43	31	19	19																																																																																																																																																																																																																																																																																																																																																																																																																																																																																																																																																																																																																																																																																																																																																																																																																																																																																																																														
85,568	72,274	13,294	TOTAL	57	599	2,603	2,768	3,430	3,837	4,272	4,897	4,556	3,561	3,083	2,632	2,532	9,485	8,029	7,880	7,960	6,154	3,726	1,922	835	750	136,068	112,498	23,570	GRAND TOTAL	179	1,665	5,535	4,734	5,474	5,983	6,372	6,919	6,477	5,484	4,786	4,351	4,093	15,706	13,529	12,801	12,524	9,183	5,398	2,674	1,155	1,046	27,566	21,258	6,308	* Index Total	68	606	1,733	1,257	1,329	1,315	1,360	1,206	1,115	1,056	924	921	803	3,089	2,871	2,571	2,314	1,562	835	343	157	131	14,061	13,659	402	Traffic Crimes	1	3	18	42	105	233	381	535	562	649	640	632	531	2,363	1,942	1,716	1,620	982	529	290	138	149	5,051	4,854	197	Fish & Game Violations	2	3	3	13	56	120	93	132	136	227	204	193	174	759	637	699	621	420	258	144	76	81	712	686	26	Marine Violations	0	0	1	3	11	11	9	16	15	24	25	21	17	82	87	96	97	85	43	31	19	19																																																																																																																																																																																																																																																																																																																																																																																																																																																																																																																																																																																																																																																																																																																																																																																																																																																																																																																																																								
136,068	112,498	23,570	GRAND TOTAL	179	1,665	5,535	4,734	5,474	5,983	6,372	6,919	6,477	5,484	4,786	4,351	4,093	15,706	13,529	12,801	12,524	9,183	5,398	2,674	1,155	1,046	27,566	21,258	6,308	* Index Total	68	606	1,733	1,257	1,329	1,315	1,360	1,206	1,115	1,056	924	921	803	3,089	2,871	2,571	2,314	1,562	835	343	157	131	14,061	13,659	402	Traffic Crimes	1	3	18	42	105	233	381	535	562	649	640	632	531	2,363	1,942	1,716	1,620	982	529	290	138	149	5,051	4,854	197	Fish & Game Violations	2	3	3	13	56	120	93	132	136	227	204	193	174	759	637	699	621	420	258	144	76	81	712	686	26	Marine Violations	0	0	1	3	11	11	9	16	15	24	25	21	17	82	87	96	97	85	43	31	19	19																																																																																																																																																																																																																																																																																																																																																																																																																																																																																																																																																																																																																																																																																																																																																																																																																																																																																																																																																																																		
27,566	21,258	6,308	* Index Total	68	606	1,733	1,257	1,329	1,315	1,360	1,206	1,115	1,056	924	921	803	3,089	2,871	2,571	2,314	1,562	835	343	157	131	14,061	13,659	402	Traffic Crimes	1	3	18	42	105	233	381	535	562	649	640	632	531	2,363	1,942	1,716	1,620	982	529	290	138	149	5,051	4,854	197	Fish & Game Violations	2	3	3	13	56	120	93	132	136	227	204	193	174	759	637	699	621	420	258	144	76	81	712	686	26	Marine Violations	0	0	1	3	11	11	9	16	15	24	25	21	17	82	87	96	97	85	43	31	19	19																																																																																																																																																																																																																																																																																																																																																																																																																																																																																																																																																																																																																																																																																																																																																																																																																																																																																																																																																																																																												
14,061	13,659	402	Traffic Crimes	1	3	18	42	105	233	381	535	562	649	640	632	531	2,363	1,942	1,716	1,620	982	529	290	138	149	5,051	4,854	197	Fish & Game Violations	2	3	3	13	56	120	93	132	136	227	204	193	174	759	637	699	621	420	258	144	76	81	712	686	26	Marine Violations	0	0	1	3	11	11	9	16	15	24	25	21	17	82	87	96	97	85	43	31	19	19																																																																																																																																																																																																																																																																																																																																																																																																																																																																																																																																																																																																																																																																																																																																																																																																																																																																																																																																																																																																																																						
5,051	4,854	197	Fish & Game Violations	2	3	3	13	56	120	93	132	136	227	204	193	174	759	637	699	621	420	258	144	76	81	712	686	26	Marine Violations	0	0	1	3	11	11	9	16	15	24	25	21	17	82	87	96	97	85	43	31	19	19																																																																																																																																																																																																																																																																																																																																																																																																																																																																																																																																																																																																																																																																																																																																																																																																																																																																																																																																																																																																																																																																
712	686	26	Marine Violations	0	0	1	3	11	11	9	16	15	24	25	21	17	82	87	96	97	85	43	31	19	19																																																																																																																																																																																																																																																																																																																																																																																																																																																																																																																																																																																																																																																																																																																																																																																																																																																																																																																																																																																																																																																																																										

(1) Negligent Homicide Arrests include Traffic Death Arrests

NUMBER OF FEMALE ARRESTS BY AGE - STATE OF OREGON, 2004

TOTAL ARRESTS	ADULT ARRESTS	JUVENILE ARRESTS		Under 10 to 13 to																			65 and Over	
				10 to 12	13 to 14	15	16	17	18	19	20	21	22	23	24	25 to 29	30 to 34	35 to 39	40 to 44	45 to 49	50 to 54	55 to 59		60 to 64
CRIMES AGAINST PERSONS																								
15	11	4	Willful Murder *	0	0	0	2	1	1	0	0	0	0	1	0	0	2	4	3	0	1	0	0	0
4	4	0	Neg. Homicide (1)	0	0	0	0	0	0	1	0	0	0	0	0	0	0	1	0	2	0	0	0	0
6	4	2	Forcible Rape *	0	1	0	1	0	0	0	0	0	0	0	0	0	1	1	2	0	0	0	0	0
88	69	19	Other Sex Crime	0	3	9	2	4	1	5	2	5	5	1	4	7	9	8	9	8	3	2	1	0
7	6	1	Kidnapping	0	0	1	0	0	0	0	2	0	1	1	0	0	1	1	0	0	0	0	0	0
216	175	41	Robbery *	0	1	17	8	9	6	13	12	7	9	4	4	11	31	20	23	24	10	4	3	
584	468	116	Aggravated Assault *	0	8	32	29	25	22	18	21	17	25	18	17	18	71	60	55	64	41	25	12	
3,919	3,152	767	Simple Assault	0	49	225	174	176	143	110	140	112	122	126	123	112	500	451	454	420	262	136	49	
4,839	3,889	950	TOTAL	0	62	284	216	215	173	147	177	141	162	151	148	148	615	546	546	518	317	167	65	
CRIMES AGAINST PROPERTY																								
511	375	136	Burglary *	5	17	35	25	34	20	23	18	15	17	17	8	13	58	53	51	60	30	8	4	
8,960	6,345	2,615	Larceny *	11	227	870	552	525	430	364	317	286	248	252	263	214	922	838	755	740	605	277	157	
683	547	136	Motor Vehicle Theft *	0	6	49	32	20	29	37	48	42	42	29	29	32	90	79	67	27	14	9	1	
117	84	33	Arson *	0	3	23	5	2	0	2	4	8	5	5	2	3	4	7	14	5	7	13	4	
959	901	58	Forgery/Counterfeit	0	3	4	3	16	32	26	51	41	31	28	44	47	167	179	104	91	62	21	7	
779	735	44	Fraud	0	4	8	8	12	12	25	31	38	33	35	18	41	131	99	106	92	47	24	8	
55	52	3	Embezzlement	0	0	0	0	1	2	2	0	3	0	2	4	0	14	6	8	4	3	2	3	
126	111	15	Stolen Property	0	0	2	6	4	3	2	7	5	10	9	5	5	19	15	17	8	5	4	0	
731	449	282	Vandalism	4	34	90	55	50	49	46	37	28	23	21	16	13	58	42	47	50	32	19	9	
12,921	9,599	3,322	TOTAL	20	294	1,081	686	664	577	527	513	466	409	398	389	368	1,463	1,318	1,169	1,077	805	377	193	
BEHAVIORAL CRIMES																								
211	197	14	Weapon Laws	0	1	4	3	4	2	8	8	5	10	14	8	10	34	32	26	21	12	3	4	
511	484	27	Prostitution	0	0	1	7	7	12	18	24	21	15	20	11	14	68	76	93	72	42	8	2	
6,171	5,493	678	Drug Laws	0	27	190	113	151	197	234	296	253	241	250	258	234	839	741	797	729	410	151	45	
1	1	0	Gambling	0	0	0	0	0	0	0	0	0	0	0	0	0	0	0	1	0	0	0	0	
576	566	10	Crimes Against Family	0	0	3	1	4	2	15	16	19	25	28	31	27	121	106	68	55	29	11	9	
4,632	4,579	53	D.U.I.	0	0	3	2	12	36	74	121	112	186	185	191	161	570	564	577	690	526	323	154	
4,926	3,137	1,789	Liquor Laws	1	25	289	425	495	554	801	840	635	95	46	38	25	65	111	124	135	109	59	37	
1,909	1,414	495	Disorderly Conduct	2	44	176	110	81	82	63	64	69	66	63	63	53	205	176	169	163	117	84	41	
6,580	5,365	1,215	All Other	4	51	336	259	316	249	204	228	237	215	220	157	157	643	707	773	783	531	254	142	
1,033	0	1,033	Curfew	0	43	339	245	226	180	0	0	0	0	0	0	0	0	0	0	0	0	0	0	
1,500	0	1,500	Runaway Juveniles	2	67	454	405	374	198	0	0	0	0	0	0	0	0	0	0	0	0	0	0	
28,050	21,236	6,814	TOTAL	9	258	1,795	1,570	1,670	1,512	1,417	1,597	1,351	853	826	757	681	2,545	2,513	2,627	2,649	1,776	893	434	
45,810	34,724	11,086	GRAND TOTAL	29	614	3,160	2,472	2,549	2,262	2,091	2,287	1,958	1,424	1,375	1,294	1,197	4,623	4,377	4,342	4,244	2,898	1,437	692	
11,092	8,009	3,083	* Index Total	16	263	1,026	654	616	508	457	420	375	346	326	323	291	1,179	1,062	970	920	708	336	181	
2,955	2,847	108	Traffic Crimes	0	0	9	10	35	54	80	98	116	111	125	120	95	469	435	376	378	229	108	49	
1,098	1,071	27	Fish & Game Violations	0	0	0	1	8	18	22	30	30	51	45	40	38	168	139	156	138	94	57	32	
87	85	2	Marine Violations	0	0	1	0	0	1	4	2	2	3	3	4	3	13	14	12	11	6	4	1	

(1) Negligent Homicide Arrests include Traffic Death Arrests

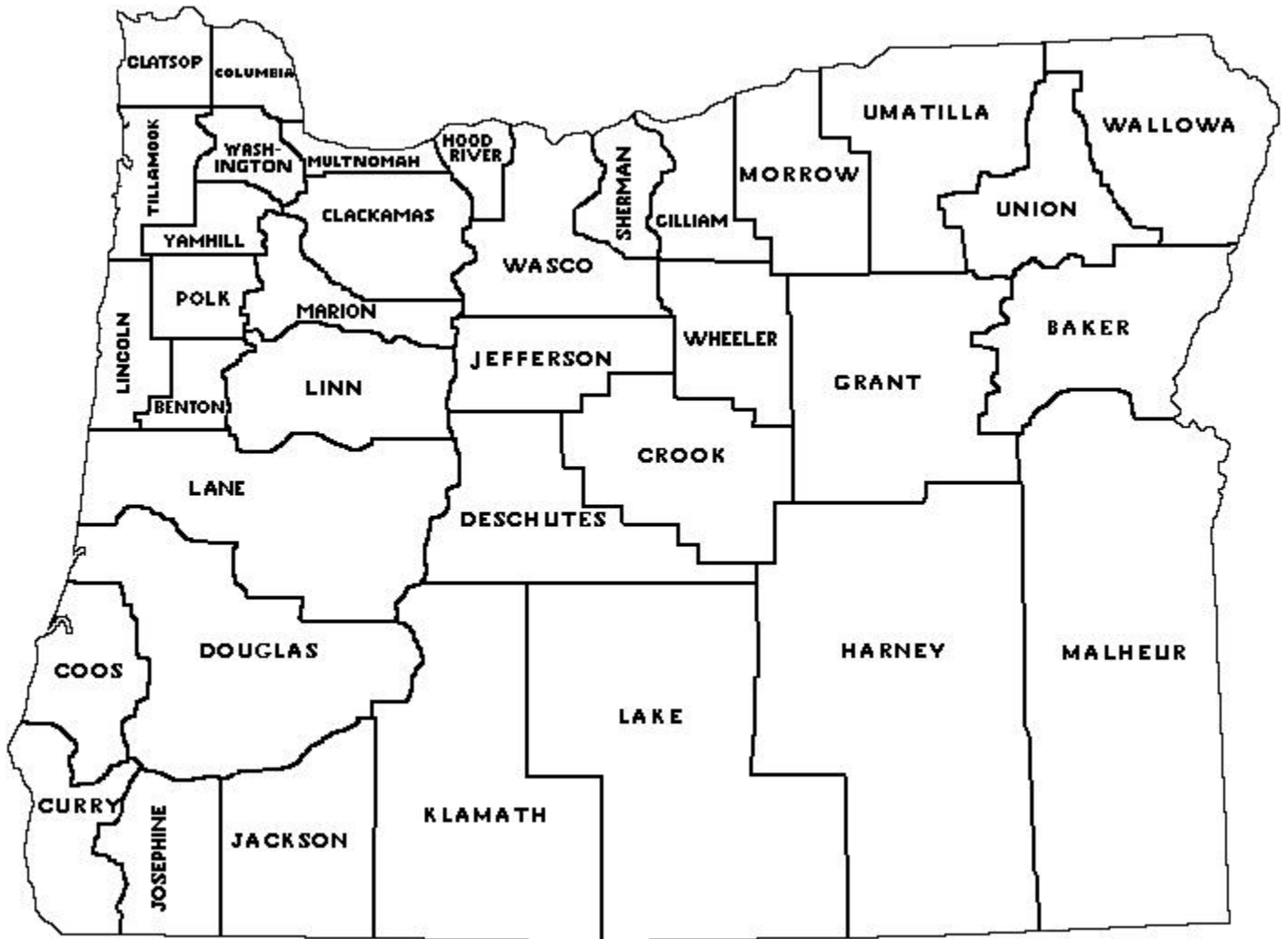
This page is intentionally blank.

STATEWIDE ARRESTS BY RACE - 2004

TOTAL ARRESTS	ADULT ARRESTS	JUVENILE ARRESTS		WHITE			BLACK			NATIVE AMERICAN			HISPANIC			INDO- CHINESE			OTHER ASIAN		
				Adult	Juven	Total	Adult	Juven	Total	Adult	Juven	Total	Adult	Juven	Total	Adult	Juven	Total	Adult	Juven	Total
CRIME AGAINST PERSON																					
132	111	21	Willful Murder *	61	6	67	28	9	37	1	-	1	21	6	27	-	-	-	-	-	-
12	12	-	Neg. Homicide(1)	11	-	11	-	-	-	-	-	-	1	-	1	-	-	-	-	-	-
330	292	38	Forcible Rape *	189	28	217	31	4	35	3	-	3	65	6	71	1	-	1	3	-	3
1,644	1,337	307	Other Sex Crime	1,109	275	1,384	55	12	67	16	3	19	144	17	161	1	-	1	12	-	12
92	80	12	Kidnapping	57	11	68	4	-	4	-	-	-	18	1	19	-	-	-	1	-	1
1,433	1,154	279	Robbery *	799	128	927	188	105	293	23	9	32	128	29	157	4	2	6	12	6	18
3,372	2,788	584	Aggravated Assault *	2,127	423	2,550	271	61	332	71	11	82	279	80	359	7	-	7	33	9	42
17,481	14,977	2,504	Simple Assault	11,351	1,923	13,274	1,639	285	1,924	272	60	332	1,416	214	1,630	51	-	51	248	22	270
24,496	20,751	3,745	TOTAL	15,704	2,794	18,498	2,216	476	2,692	386	83	469	2,072	353	2,425	64	2	66	309	37	346
CRIME AGAINST PROPERTY																					
3,977	2,843	1,134	Burglary *	2,475	974	3,449	182	63	245	26	7	33	144	84	228	4	-	4	12	6	18
25,614	19,191	6,423	Larceny *	14,929	4,871	19,800	1,876	698	2,574	367	151	518	1,770	575	2,345	37	17	54	212	111	323
3,276	2,630	646	Motor Vehicle Theft *	2,217	447	2,664	158	116	274	50	9	59	179	60	239	9	3	12	17	11	28
524	258	266	Arson *	237	237	474	12	8	20	1	-	1	5	16	21	-	1	1	3	4	7
2,600	2,480	120	Forgery/Counterfeit	1,939	104	2,043	199	6	205	15	-	15	302	10	312	5	-	5	20	-	20
2,064	1,932	132	Fraud	1,630	102	1,732	149	15	164	20	1	21	116	12	128	1	-	1	16	2	18
106	99	7	Embezzlement	97	7	104	1	-	1	-	-	-	1	-	1	-	-	-	-	-	-
613	507	106	Stolen Property	445	91	536	18	5	23	4	1	5	36	9	45	1	-	1	3	-	3
4,990	3,021	1,969	Vandalism	2,574	1,607	4,181	141	100	241	46	39	85	230	200	430	3	3	6	27	20	47
43,764	32,961	10,803	TOTAL	26,543	8,440	34,983	2,736	1,011	3,747	529	208	737	2,783	966	3,749	60	24	84	310	154	464
BEHAVIORAL CRIMES																					
2,683	2,358	325	Weapon Laws	1,907	233	2,140	182	39	221	28	4	32	220	42	262	5	2	7	16	5	21
871	842	29	Prostitution	557	21	578	111	8	119	19	-	19	141	-	141	2	-	2	12	-	12
26,046	23,250	2,796	Drug Laws	18,964	2,400	21,364	2,337	151	2,488	222	36	258	1,590	194	1,784	24	-	24	113	15	128
5	5	-	Gambling	3	-	3	2	-	2	-	-	-	-	-	-	-	-	-	-	-	-
1,012	996	16	Crimes Against Family	854	14	868	28	1	29	11	-	11	85	1	86	-	-	-	18	-	18
22,009	21,743	266	D.U.I.I.	18,081	221	18,302	508	8	516	224	5	229	2,665	31	2,696	32	-	32	233	1	234
19,205	14,162	5,043	Liquor Laws	12,254	4,433	16,687	483	139	622	457	59	516	746	354	1,100	9	3	12	213	55	268
9,117	7,351	1,766	Disorderly Conduct	5,909	1,324	7,233	633	155	788	146	32	178	574	243	817	6	1	7	83	11	94
27,211	22,803	4,408	All Other	17,909	3,845	21,754	2,657	207	2,864	502	40	542	1,558	283	1,841	21	2	23	156	31	187
2,807	2,807	-	Curfew	-	2,077	2,077	-	363	363	-	25	25	-	318	318	-	2	2	-	22	22
2,652	2,652	-	Runaway Juveniles	-	2,073	2,073	-	282	282	-	35	35	-	232	232	-	6	6	-	24	24
113,618	93,510	20,108	TOTAL	76,438	16,641	93,079	6,941	1,353	8,294	1,609	236	1,845	7,579	1,698	9,277	99	16	115	844	164	1,008
181,878	147,222	34,656	GRAND TOTAL	118,685	27,875	146,560	11,893	2,840	14,733	2,524	527	3,051	12,434	3,017	15,451	223	42	265	1,463	355	1,818
38,658	29,267	9,391	* Index Total	23,034	7,114	30,148	2,746	1,064	3,810	542	187	729	2,591	856	3,447	62	23	85	292	147	439
17,016	16,506	510	Traffic Crime	12,884	402	13,286	1,045	38	1,083	159	1	160	2,240	66	2,306	33	-	33	145	3	148
6,149	5,925	224	Fish & Game	5,662	143	5,805	131	-	131	-	-	-	88	81	170	-	-	-	44	-	44
799	771	28	Marine	763	28	791	2	-	2	-	-	-	6	-	6	-	-	-	-	-	-

(1) Negligent Homicide Arrests include Traffic Death Arrests.

OREGON COUNTY MAP



STATE OF OREGON ARRESTS BY RACE & COUNTY, 2004

ARREST TOTAL	COUNTY	WHITE	BLACK	NATIVE AMERICAN	HISPANIC	INDO - CHINESE	OTHER - ASIAN
741	BAKER	708	8		16		9
4,506	BENTON	4,130	133	23	145	1	74
8,792	CLACKAMAS	7,499	327	136	792		38
2,710	CLATSOP	2,565	30	8	83		24
2,234	COLUMBIA	2,124	31	2	73		4
2,617	COOS	2,548	23	9	31		6
1,122	CROOK	1,046	11	4	60		1
852	CURRY	832	5		10		5
6,702	DESCHUTES	6,274	61	51	300		16
6,899	DOUGLAS	6,710	56	16	102		15
127	GILLIAM	115	3		9		
263	GRANT	259			4		
333	HARNEY	284	1	41	7		
864	HOOD RIVER	666	4	6	177	6	5
12,561	JACKSON	12,153	301	48	21		38
918	JEFFERSON	492	10	239	169		8
3,090	JOSEPHINE	2,974	47	10	53		6
2,608	KLAMATH	2,126	72	219	177		14
196	LAKE	191		1	4		
21,142	LANE	19,153	658	266	902		163
2,364	LINCOLN	2,255	18	59	18		14
5,126	LINN	4,738	48	14	298	1	27
1,975	MALHEUR	1,169	16	8	774		8
14,894	MARION	12,653	536	217	1,313		175
428	MORROW	344	34	7	39		4
45,151	MULTNOMAH	27,229	11,268	1,092	4,606	222	734
4,356	POLK	4,047	92	54	110		53
123	SHERMAN	115	1	2	4		1
953	TILLAMOOK	887	9	5	50		2
5,100	UMATILLA	3,452	117	308	1,208	6	9
1,568	UNION	1,440	21	4	83	1	19
339	WALLOWA	327	3	6	2		1
1,414	WASCO	1,190	7	58	147		12
14,271	WASHINGTON	10,003	723	79	3,120	27	319
47	WHEELER	47					
4,492	YAMHILL	3,815	59	59	544	1	14
181,878	STATE TOTAL	146,560	14,733	3,051	15,451	265	1,818

ARRESTS FOR CRIMES AGAINST PERSONS BY RACE & COUNTY, 2004

ARREST TOTAL	COUNTY	WHITE	BLACK	NATIVE AMERICAN	HISPANIC	INDO - CHINESE	OTHER - ASIAN
106	BAKER	104	1			1	
354	BENTON	303	22	3		16	10
1,125	CLACKAMAS	951	51	17		101	5
208	CLATSOP	194	4			8	2
291	COLUMBIA	280	4			7	
419	COOS	408	3	2		5	1
138	CROOK	123	1			14	
111	CURRY	109	1			1	
747	DESCHUTES	699	7	3		36	2
443	DOUGLAS	432	4			7	
4	GILLIAM	3				1	
41	GRANT	39				2	
43	HARNEY	37	1	4		1	
108	HOOD RIVER	77				30	1
1,335	JACKSON	1,275	44	6		4	6
138	JEFFERSON	69	2	29		38	
321	JOSEPHINE	310	5			5	1
481	KLAMATH	356	11	67		46	1
24	LAKE	23				1	
2,395	LANE	2,092	125	30		134	14
432	LINCOLN	412	4	15			1
762	LINN	710	7	4		36	5
148	MALHEUR	78	4			66	
1,961	MARION	1,657	93	14		178	19
93	MORROW	69	11	2		10	1
7,754	MULTNOMAH	4,418	2,058	185		850	57
485	POLK	442	16	8		15	4
17	SHERMAN	15		1		1	
40	TILLAMOOK	36	1	1		2	
448	UMATILLA	304	14	42		88	
178	UNION	158	4			9	7
22	WALLOWA	22					
127	WASCO	100	2	3		19	3
2,667	WASHINGTON	1,767	181	15		618	9
5	WHEELER	5					
525	YAMHILL	421	11	18		75	
24,496	STATE TOTAL	18,498	2,692	469	2,425	66	346

ARRESTS FOR CRIMES AGAINST PROPERTY BY RACE & COUNTY, 2004

ARREST TOTAL	COUNTY	WHITE	BLACK	NATIVE AMERICAN	HISPANIC	INDO - CHINESE	OTHER - ASIAN
136	BAKER	135				1	
677	BENTON	607	25	6		26	13
2,462	CLACKAMAS	1,989	179	59		227	8
434	CLATSOP	408	4	1		18	3
339	COLUMBIA	315	7			16	1
356	COOS	345	6	1		3	1
180	CROOK	167	3	1		9	
115	CURRY	115					
1,541	DESCHUTES	1,448	15	21		52	5
1,354	DOUGLAS	1,318	13	2		15	6
6	GILLIAM	5				1	
30	GRANT	30					
49	HARNEY	40		7		2	
100	HOOD RIVER	87		3		4	6
2,973	JACKSON	2,877	74	9		3	10
189	JEFFERSON	105	1	66		17	
652	JOSEPHINE	628	7	4		12	1
575	KLAMATH	447	21	61		46	
36	LAKE	35				1	
4,721	LANE	4,265	150	42		232	32
552	LINCOLN	512	4	17		16	3
1,252	LINN	1,177	8	4		59	4
292	MALHEUR	165	5	2		118	2
3,691	MARION	3,194	140	71		243	43
44	MORROW	36	3			5	
13,390	MULTNOMAH	8,812	2,732	254		1,307	74
794	POLK	728	23	7		33	3
19	SHERMAN	19					
114	TILLAMOOK	105	2	1		5	1
757	UMATILLA	533	26	42		154	1
287	UNION	272	1	1		12	1
35	WALLOWA	35					
251	WASCO	203	2	19		22	5
4,412	WASHINGTON	3,015	281	26		983	3
1	WHEELER	1					
948	YAMHILL	810	15	10		107	6
43,764	STATE TOTAL	34,983	3,747	737		3,749	84

ARRESTS FOR BEHAVIORAL CRIMES BY RACE & COUNTY, 2004

ARREST TOTAL	COUNTY	NATIVE				INDO -	OTHER -
		WHITE	BLACK	AMERICAN	HISPANIC	CHINESE	ASIAN
499	BAKER	469	7			14	9
3,475	BENTON	3,220	86	14	103	1	51
5,205	CLACKAMAS	4,559	97	60	464		25
2,068	CLATSOP	1,963	22	7	57		19
1,604	COLUMBIA	1,529	20	2	50		3
1,842	COOS	1,795	14	6	23		4
804	CROOK	756	7	3	37		1
626	CURRY	608	4		9		5
4,414	DESCHUTES	4,127	39	27	212		9
5,102	DOUGLAS	4,960	39	14	80		9
117	GILLIAM	107	3		7		
192	GRANT	190			2		
241	HARNEY	207		30	4		
656	HOOD RIVER	502	4	3	143		4
8,253	JACKSON	8,001	183	33	14		22
591	JEFFERSON	318	7	144	114		8
2,117	JOSEPHINE	2,036	35	6	36		4
1,552	KLAMATH	1,323	40	91	85		13
136	LAKE	133		1	2		
14,026	LANE	12,796	383	194	536		117
1,380	LINCOLN	1,331	10	27	2		10
3,112	LINN	2,851	33	6	203	1	18
1,535	MALHEUR	926	7	6	590		6
9,242	MARION	7,802	303	132	892		113
291	MORROW	239	20	5	24		3
24,007	MULTNOMAH	13,999	6,478	653	2,449	91	337
3,077	POLK	2,877	53	39	62		46
87	SHERMAN	81	1	1	3		1
799	TILLAMOOK	746	6	3	43		1
3,895	UMATILLA	2,615	77	224	966	5	8
1,103	UNION	1,010	16	3	62	1	11
282	WALLOWA	270	3	6	2		1
1,036	WASCO	887	3	36	106		4
7,192	WASHINGTON	5,221	261	38	1,519	15	138
41	WHEELER	41					
3,019	YAMHILL	2,584	33	31	362	1	8
113,618	STATE TOTAL	93,079	8,294	1,845	9,277	115	1,008

SECTION 7
STATEWIDE
LAW ENFORCEMENT EMPLOYEES
and
OFFICER ASSAULTED INFORMATION

SPECIAL NOTICE: Due to processing difficulties, officer assault data for several agencies (primarily in Jackson, Marion and Yamhill Counties) is not included in this report. The number of employees is current for 2004.

Pages 7-4 through 7-8 show the numbers of law enforcement employees within each county. Oregon State Police (OSP) and Oregon Liquor Control Commission (OLCC) personnel frequently cross county borders in order to perform their duties. Just because no OSP and/or OLCC personnel may be shown for a given county does not mean that there is no presence within the county by either of these 2 agencies. It means that OSP troopers and/or OLCC agents who do work within that county are actually stationed (and therefore counted) within a different county.

LAW ENFORCEMENT EMPLOYEES - STATEWIDE - 2004

The number of officers is the number of full time Law Enforcement Officers who are certified, certifiable or in process of being certified by the Oregon Department of Public Safety Standards and Training.

The number of support staff includes full time, non-officer staff such as records, communications and clerical employees.

	Officers	Support Staff	Total Employees
Male	4,948	516	5,464
Female	563	1,690	2,253
Total	5,511	2,206	7,717

Officers per 1,000 population = 1.6
National Average = 2.3

Total Employees per 1,000 population = 2.2
National Average = 3.5

Sheriffs Departments	1,329	499	1,828
Oregon State Police	610	543	1,153
Police Departments	3,524	1,156	4,680
O L C C	48	8	56
Total	5,511	2,206	7,717

When compared to 2003, the above numbers represent changes as follows:

- 0.2% decrease in the number of law enforcement officers statewide
- 8.6% increase in the number of support employees
- 2.2% increase in the total number of law enforcement employees

LAW ENFORCEMENT EMPLOYEES - HISTORY

	Officer	Support Staff	Total Employees
1995	5,218	1,784	7,002
1996	5,290	1,905	7,195
1997	5,361	1,945	7,306
1998	5,455	2,118	7,573
1999	5,609	2,059	7,668
2000	5,629	2,129	7,758
2001	5,634	2,199	7,833
2002	5,660	2,072	7,732
2003	5,520	2,032	7,552
2004	5,511	2,206	7,717

LAW ENFORCEMENT EMPLOYEES BY DEPARTMENT / OFFICER ASSAULTS - 2004

DEPARTMENT	POPULATION	LAW ENFORCEMENT OFFICERS - MALE	LAW ENFORCEMENT OFFICERS - FEMALE	SUPPORT STAFF - MALE	SUPPORT STAFF - FEMALE	TOTAL STAFF	TOTAL OFFICERS ASSAULTED	ASSAULT WITH INJURY	ASSAULT WITHOUT INJURY
O.S.P. - BAKER		19	2	1	2	24	1		1
BAKER CO. SO.	6,660	10			1	11			
BAKER CITY PD.	9,840	13	2		2	17			
O.L.C.C. - BAKER									
	16,500	42	4	1	5	52	1		1
O.S.P. - BENTON		13	1			14	7	1	6
BENTON CO. SO.	23,240	26	2	1	4	33	2	1	1
CORVALLIS PD.*	52,950	45	7	6	18	76			
PHILOMATH PD.	4,310	8			1	9	1	1	
O.L.C.C. - BENTON		1				1			
	80,500	93	10	7	23	133	10	3	7
O.S.P. - CLACKAMAS		6	1	22	27	56	4	1	3
CLACKAMAS CO. SO.	207,390	171	21	5	39	236	4		4
CANBY PD.	19,310	21	3		3	27			
GLADSTONE PD.	11,790	15	1	1	1	18	2		2
LAKE OSWEGO PD.	35,860	39	3	7	21	70			
MILWAUKIE PD.	20,580	30	1	1	4	36	3	3	
MOLALLA PD.	5,800	11	1		4	16			
OREGON CITY PD.	28,100	28	5	1	6	40	4		4
SANDY PD.	6,200	9	1		1	11	1		1
WEST LINN PD.	23,820	25	2	1	5	33	3	1	2
O.L.C.C. - CLACKAMAS									
	358,850	355	39	38	111	543	21	5	16
O.S.P. - CLATSOP		16	1	1	1	19			
CLATSOP CO. SO.	13,390	23	3		4	30	2		2
ASTORIA PD.	9,890	15		3	6	24	5	2	3
CANNON BEACH PD.	1,640	7	1		1	9			
GEARHART PD.	1,040	3				3			
SEASIDE PD.	6,040	20		1	6	27	2		2
WARRENTON PD.	4,300	8			1	9	1	1	
O.L.C.C. - CLATSOP		1				1			
	36,300	93	5	5	19	122	10	3	7
O.S.P. - COLUMBIA		7	1			8	5	1	4
COLUMBIA CO. SO.	20,890	11	1		3	15			
CLATSKANIE PD.	1,650	5			1	6			
COLUMBIA CITY PD.	1,720	1				1			
RAINIER PD.	1,750	5			1	6	1	1	
ST. HELENS PD.	11,250	17			2	19	1		1
SCAPPOOSE PD.	5,480	9			1	10			
VERNONIA PD.	2,260	4				4			
O.L.C.C. - COLUMBIA									
	45,000	59	2		8	69	7	2	5
O.S.P. - COOS		16	2	1	3	22	11	2	9
COOS CO. SO.	27,380	28	2	3	19	52			
BANDON PD.	2,960	6			1	7			
COOS BAY PD.	15,650	21	1		10	32	1		1
COQUILLE PD.	4,180	6			1	7			
MYRTLE POINT PD.	2,480	5	1		1	7			
NORTH BEND PD.	9,620	17		2	5	24			
POWERS PD.	730	2				2			
O.L.C.C.- COOS		1				1			
	63,000	102	6	6	40	154	12	2	10
O.S.P. - CROOK		5				5	3	1	2
CROOK CO. SO.	11,800	12		1	3	16			
PRINEVILLE PD.	8,500	13	2	3	6	24			
O.L.C.C. - CROOK									
	20,300	30	2	4	9	45	3	1	2

* Due to processing difficulties, officer assault data for the indicated agencies is not included in this report. All other data is complete for 2004.

LAW ENFORCEMENT EMPLOYEES BY DEPARTMENT / OFFICER ASSAULTS - 2004

DEPARTMENT	POPULATION	LAW ENFORCEMENT OFFICERS - MALE	LAW ENFORCEMENT OFFICERS - FEMALE	SUPPORT STAFF - MALE	SUPPORT STAFF - FEMALE	TOTAL STAFF	TOTAL OFFICERS ASSAULTED	ASSAULT WITH INJURY	ASSAULT WITHOUT INJURY
O.S.P. - CURRY		7				1	8	1	1
CURRY CO. SO.	13,220	18	1	2		6	27		
BROOKINGS PD.	5,950	12	1	3		3	19	1	1
GOLD BEACH PD.	1,930	4				1	5		
O.L.C.C. - CURRY									
	21,100	41	2	5		11	59	2	1
O.S.P. - DESCHUTES		25	1	2		3	31	4	4
DESCHUTES CO. SO.	50,150	70	2	1		15	88	9	4
BEND PD.	62,900	61	9	9		15	94	13	6
BLACK BUTTE PD.		6				1	7		
REDMOND PD.	17,450	28	3	2		7	40	7	1
SUNRIVER PD.		8	2			1	11		
O.L.C.C. - DESCHUTES		4	1			1	6		
	130,500	202	18	14		43	277	33	11
O.S.P. - DOUGLAS		22		1		3	26	5	1
DOUGLAS CO. SO.*	61,370	66	3	1		36	106		4
MYRTLE CREEK PD.	3,480	6	1			6	13		
REEDSPORT PD.	4,230	9	1	2		3	15		
ROSEBURG PD.	20,480	33	1			4	38		
SUTHERLIN PD.*	7,300	11	1	1		2	15		
WINSTON PD.	4,940	7				1	8		
O.L.C.C. - DOUGLAS		1					1		
	101,800	155	7	5		55	222	5	4
O.S.P. - GILLIAM		2					2		
GILLIAM CO. SO.	1,130	5				1	6	1	1
CONDON PD.	770	1				1	2		
O.L.C.C. - GILLIAM									
	1,900	8				2	10	1	1
O.S.P. - GRANT		7					7	2	2
GRANT CO. SO.	4,710	4					4	1	1
JOHN DAY PD.	1,840	4		1		4	9		
PRAIRIE CITY PD.	1,100	1					1		
O.L.C.C. - GRANT									
	7,650	16		1		4	21	3	3
O.S.P. - HARNEY		4					4		
HARNEY CO. SO.	2,510	5					5		
BURNS PD.	3,050	3					3		2
HINES PD.	1,740	3				1	4		
O.L.C.C. - HARNEY									
	7,300	15				1	16		2
O.S.P. - HOOD RIVER		3					3		
HOOD RIVER CO. SO.	14,270	18				2	20		
HOOD RIVER PD.	6,230	13	1			4	18		
O.L.C.C. - HOOD RIVER									
	20,500	34	1			6	41		
O.S.P. - JACKSON		31	7	19		24	81	8	4
JACKSON CO. SO.*	61,750	46	4			32	82		
ASHLAND PD.*	20,430	27	3	2		5	37		
BUTTE FALLS PD.*	440	2					2		
CENTRAL POINT PD.*	14,750	20	2			4	26		
EAGLE POINT PD.*	6,630	9		1		1	11		
JACKSONVILLE PD.*	2,370	4				1	5		
MEDFORD PD.*	68,080	80	12	6		42	140		
PHOENIX PD.*	4,510	8		1			9		
ROGUE RIVER PD.*	1,900	4					4		
SHADY COVE PD.*	2,540	2					2		
TALENT PD.*	5,700	7	1			1	9		
O.L.C.C. - JACKSON		3	3			1	7		
	189,100	243	32	29		111	415	8	4

* Due to processing difficulties, officer assault data for the indicated agencies is not included in this report. All other data is complete for 2004.

LAW ENFORCEMENT EMPLOYEES BY DEPARTMENT / OFFICER ASSAULTS - 2004

DEPARTMENT	POPULATION	LAW ENFORCEMENT OFFICERS - MALE	LAW ENFORCEMENT OFFICERS - FEMALE	SUPPORT STAFF - MALE	SUPPORT STAFF - FEMALE	TOTAL STAFF	TOTAL OFFICERS ASSAULTED	ASSAULT WITH INJURY	ASSAULT WITHOUT INJURY
O.S.P. - JEFFERSON		4				4			
JEFFERSON CO. SO.	13,690	15		2		7	24		
CULVER PD.	840								
MADRAS PD.	5,370	8				1	9		
O.L.C.C. - JEFFERSON									
	19,900	27		2		8	37		
O.S.P. - JOSEPHINE		9	1			10	8	1	7
JOSEPHINE CO. SO.	53,880	31	2	1		23	57	11	6
GRANTS PASS PD.	24,470	36	4	4		25	69	7	5
O.L.C.C. - JOSEPHINE									
	78,350	76	7	5		48	136	26	12
O.S.P. - KLAMATH		18	2	1		1	22	6	1
KLAMATH CO. SO.	42,700	31	1	1		5	38		5
KLAMATH FALLS PD.	20,190	38	1	1		3	43	10	8
MERRILL	910	1				1	2		
MALIN	800	1				1	2		
O.L.C.C. - KLAMATH							1		
	64,600	90	4	3		11	108	16	9
O.S.P. - LAKE		4				4	1		1
LAKE CO. SO.	4,920	7				1	8		
LAKEVIEW PD.	2,480	5					5	1	1
O.L.C.C. - LAKE									
	7,400	16				1	17	2	2
O.S.P. - LANE		44	1	7		13	65	5	2
LANE CO. SO.	104,480	63	5	12		44	124	4	1
COBURG PD.	1,050	7	1			1	9		3
COTTAGE GROVE PD.	8,910	16		4		3	23		
EUGENE PD.	143,910	161	28	22		98	309	14	8
FLORENCE PD.	7,780	14				8	22	1	1
JUNCTION CITY PD.	4,870	7	2			5	14		
OAKRIDGE PD.	3,680	5		3		2	10	4	1
SPRINGFIELD PD.	54,720	65	3	4		30	102	13	9
O.L.C.C. - LANE						1	5		4
	329,400	386	40	52		205	683	41	21
O.S.P. - LINCOLN		15	1	1		17	1	1	
LINCOLN CO. SO.*	24,260	24	2			2	28		
LINCOLN CITY	7,420	20	1	3		7	31		
NEWPORT PD.*	9,740	19	2			4	25		
TOLEDO PD.	3,580	8				7	15	1	1
O.L.C.C. - LINCOLN							1		
	45,000	87	6	4		20	117	2	2
O.S.P. - LINN		16	1	2		1	20	2	2
LINN CO. SO.	39,830	57	5	12		20	94	2	1
ALBANY PD.	43,600	49	5	7		18	79		
LEBANON PD.	13,140	18	4	2		6	30	2	1
SWEETHOME PD.	8,330	11	1	2		5	19	2	2
O.L.C.C. - LINN									
	104,900	151	16	25		50	242	8	2
O.S.P. - MALHEUR		15		2		2	19	6	2
MALHEUR CO. SO.	17,660	15		5		5	25	1	1
NYSSA PD.	3,170	7					7		
ONTARIO PD.	11,170	23				7	30	2	2
O.L.C.C. - MALHEUR									
	32,000	60		7		14	81	9	5

* Due to processing difficulties, officer assault data for the indicated agencies is not included in this report. All other data is complete for 2004.

LAW ENFORCEMENT EMPLOYEES BY DEPARTMENT / OFFICER ASSAULTS - 2004

DEPARTMENT	POPULATION	LAW ENFORCEMENT OFFICERS - MALE	LAW ENFORCEMENT OFFICERS - FEMALE	SUPPORT STAFF - MALE	SUPPORT STAFF - FEMALE	TOTAL STAFF	TOTAL OFFICERS ASSAULTED	ASSAULT WITH INJURY	ASSAULT WITHOUT INJURY
O.S.P. - MARION *		98	11	112	207	428	14	4	10
MARION CO. SO.	87,940	68	6	1	21	96			
AUMSVILLE PD.**	3,050	4			1	5			
AURORA PD.**	660	2			1	3			
GERVAIS PD.**	2,110	2				2			
HUBBARD PD.**	2,700	5			1	6			
KEIZER PD.**	34,010	36	3		6	45			
MT. ANGEL PD.**	3,700	6			1	7			
SALEM PD. (MARION)**	123,410	134	14	20	83	251			
SILVERTON PD.**	7,980	12	1		1	14			
STAYTON PD.**	7,300	13	2		3	18			
TURNER PD.**	1,480	3				3			
WOODBURN PD.**	21,560	22	2	2	7	33			
O.L.C.C. - MARION		3	2		1	6			
	295,900	408	41	135	333	917	14	4	10
O.S.P. - MORROW		1				1			
MORROW CO. SO.	8,670	13	1	2	7	23			
BOARDMAN PD.	3,080	6		1		7			
O.L.C.C. - MORROW									
	11,750	20	1	3	7	31			
O.S.P. - MULTNOMAH		49	14	32	33	128	7	2	5
MULTNOMAH CO. SO.	16,160	85	8	4	22	119	2	1	1
FAIRVIEW PD.	8,590	11			1	12			
GRESHAM PD.	93,660	104	10	6	33	153	22	10	12
PORTLAND PD.	545,140	828	158	74	191	1,251	127	47	80
PORTLAND AIRPORT PD.		42	9	3	10	64	1	1	
TROUTDALE PD.	14,300	17	2		4	23	1	1	
O.L.C.C. - MULTNOMAH		9	10		4	23			
	677,850	1,145	211	119	298	1,773	160	62	98
O.S.P. - POLK							1		1
POLK CO. SO.**	15,820	22	1	1	4	28			
DALLAS PD.**	13,720	17	1		1	19			
INDEPENDENCE PD.**	6,850	12	1		2	15			
MONMOUTH PD.**	8,080	10	2		2	14			
SALEM PD. (POLK)**	19,530	30	3			33			
O.L.C.C. - POLK									
	64,000	91	8	1	9	109	1		1
O.S.P. - SHERMAN									
SHERMAN CO. SO.	1,900	4		1		5			
O.L.C.C. - SHERMAN									
	1,900	4		1		5			
O.S.P. - TILLAMOOK		9	2	1	1	13	2	1	1
TILLAMOOK CO. SO.**	17,530	21	3		2	26			
GARIBALDI PD. (1 part-time)	900								
MANZANITA DPS.**	820	3				3			
ROCKAWAY BEACH PD.	1,300	3				3			
TILLAMOOK PD.**	4,350	7	1		1	9			
O.L.C.C. - TILLAMOOK									
	24,900	43	6	1	4	54	2	1	1
O.S.P. - UMATILLA		26	4	4	6	40	3		3
UMATILLA CO. SO.	21,650	13	2	4	16	35	1		1
ATHENA PD.	1,270	2			2	2	1	1	
HERMISTON PD.	14,540	21	2	2	8	33			
MILTON FREEWATER PD.	6,500	10		1	5	16			
PENDLETON PD.	16,830	24			3	27	4	1	3
PILOT ROCK PD.	1,540	3				3			
STANFIELD PD.	1,980	4				4			
UMATILLA PD.	6,070	8	1		1	10			
WESTON	720	1				1			
O.L.C.C. - UMATILLA		2				2			
	71,100	114	9	11	39	173	9	2	7

* OSP - Marion includes Oregon State Police Headquarters in Salem.

** Due to processing difficulties, officer assault data for the indicated agencies is not included in this report. All other data is complete for 2004.

LAW ENFORCEMENT EMPLOYEES BY DEPARTMENT / OFFICER ASSAULTS - 2004

DEPARTMENT	POPULATION	LAW ENFORCEMENT OFFICERS - MALE	LAW ENFORCEMENT OFFICERS - FEMALE	SUPPORT STAFF - MALE	SUPPORT STAFF - FEMALE	TOTAL STAFF	TOTAL OFFICERS ASSAULTED	ASSAULT WITH INJURY	ASSAULT WITHOUT INJURY
O.S.P. - UNION		14				1	15	1	1
UNION CO. SO.	10,500	7	1	1		1	10		
ELGIN PD.	1,650	3					3		
LA GRANDE PD.	12,500	16	2			15	33		
O.L.C.C. - UNION									
	24,650	40	3	1		17	61	1	1
O.S.P. - WALLOWA		6					6	1	1
WALLOWA CO. SO.	5,230	8				6	14		
ENTERPRISE PD.	1,920								
O.L.C.C. - WALLOWA									
	7,150	14				6	20	1	1
O.S.P. - WASCO		12	4			3	19	1	1
WASCO CO. SO.	11,200	16				3	19		
THE DALLES PD.	12,350	18	1			2	21		
O.L.C.C. - WASCO									
	23,550	46	5			8	59	1	1
O.S.P. - WASHINGTON		16	2	1		1	20	1	1
WASHINGTON CO. SO.	195,830	190	16	14		58	278	26	20
BANKS PD.	1,430	3							
BEAVERTON PD.	79,010	104	13	3		23	143	10	8
CORNELIUS PD.	10,150	12				1	13	4	4
FOREST GROVE PD.	19,130	27	2			3	32		
HILLSBORO PD.	79,340	85	24	7		26	142	4	3
KING CITY PD.	2,100	4				1	5		
NORTH PLAINS PD.	1,640	3					3		
SHERWOOD PD.	14,050	20	3	1		2	26		
TIGARD PD.	45,130	52	3	1		15	71	1	1
TUALATIN PD.	24,790	31	3			6	40		
O.L.C.C. - WASHINGTON		1					1		
	472,600	548	66	27		136	774	46	33
O.S.P. - WHEELER		1					1		
WHEELER CO. SO.	1,550	3	1			7	11	1	1
O.L.C.C. - WHEELER									
	1,550	4	1			7	12	1	1
O.S.P. - YAMHILL		9	2	1		1	13	4	3
YAMHILL CO. SO.*	33,020	29	1	1		4	35		
AMITY PD.	1,480	2	1				3	1	1
CARLTON PD.	1,550	3				1	4	2	2
DUNDEE PD.	2,860	2					2		
MCMINNVILLE PD.*	28,890	26	4			8	38		
NEWBERG PD.*	19,530	20	3	3		8	34		
YAMHILL PD.	820	2					2		
O.L.C.C. - YAMHILL									
	88,150	93	11	5		22	131	7	6

* Due to processing difficulties, officer assault data for the indicated agencies is not included in this report. All other data is complete for 2004.

LAW ENFORCEMENT OFFICERS ASSAULTED 2004

TYPE OF ACTIVITY	TOTAL ASSAULTS		KNIFE, OTHER	OTHER DANGEROUS	HANDS FISTS	TWO PERSON	ONE PERSON VEHICLE		DETECTIVE OR SPEC. ASSIGNMENT		OTHER		OFFICER ASSAULTS
	WEAPON	FIREARM	INSTRUMENT	WEAPON	FEET	VEHICLE	ALONE	ASSIST.	ALONE	ASSIST.	ALONE	ASSIST.	CLEARED
RESPONDING TO DISTURBANCE CALLS	134	2	1	8	123	20	36	61		2	3	13	123
BURGLARIES IN PROGRESS/PURSUING	4				4	1		3					4
ROBBERIES IN PROGRESS/PURSUING	1				1			1					1
ATTEMPTING OTHER ARRESTS	76	1		6	69	7	14	39		1	4	11	63
CIVIL DISORDER (RIOT, MASS DISOBEDIENCE)	4				4			2		1	1		4
HANDLING, TRANSPORTING PRISONERS	57			4	53	10	9	15	1	1	5	16	53
INVESTIGATING SUSPICIOUS PERSON/CIRCUMSTANCE	41	2	1		38	7	14	11	1	3	2	3	38
AMBUSH - NO WARNING													
MENTALLY DERANGED	6				6	1	2	3					6
TRAFFIC PURSUITS AND STOPS	94	2		12	80	12	20	61				3	83
ALL OTHER	50			2	48	3	7	19	1		1	17	40
TOTAL OFFICER ASSAULTS	467	7	2	32	426	61	102	215	3	8	16	63	415
NUMBER WITH PERSONAL INJURY	173	2	1	9	161								
NUMBER WITHOUT PERSONAL INJURY	294	5	1	22	266								
TIME OF ASSAULTS	12:01 AM TO 02:00 AM	02:01 AM TO 04:00 AM	04:01 AM TO 06:00 AM	06:01 AM TO 08:00 AM	08:01 AM TO 10:00 AM	10:01 AM TO 12:00 PM	12:01 PM TO 02:00 PM	02:01 PM TO 04:00 PM	04:01 PM TO 06:00 PM	06:01 PM TO 08:00 PM	08:01 PM TO 10:00 PM	10:01 PM TO 12:00 PM	
	45	41	13	7	20	25	38	38	40	59	55	86	

NUMBER OF LAW ENFORCEMENT OFFICERS	BY FELONIOUS ACT:	0
KILLED IN THE LINE OF DUTY:	0 BY ACCIDENT OR NEGLIGENCE:	0

This page is intentionally blank.

SECTION 8
AGENCY SUMMARY
and
DETAIL TABLES

This section provides a detailed report by crime category of the annual crime report information for each department within each county in Oregon, including Traffic Crime, Fish & Game Laws, and Marine Violations.

SPECIAL NOTES:

When counting arrests, only those arrests which are made for an agency's own cases are counted for purposes of this report. In cases of multiple charges being brought against an individual in a given incident, only the most serious charge is counted. The number of arrests shown in this report will not necessarily agree with the statistics obtained directly from a department that may opt to count all charges in every incident.

Index Crime is summarized at the bottom of the page. The individual crimes that make up the National Crime Index are each identified with an asterisk.

If necessary, Part II Crime totals may be easily determined by subtracting the Index Crime Total from the Grand Total located on the line above. The result equals total Part II Crimes.

This page is intentionally blank.

	STATE OF OREGON			OREGON STATE POLICE			O.L.C.C.		
	Offenses	Arrests	Cleared	Offenses	Arrests	Cleared*	Offenses	Arrests	Cleared
Population	3,581,760								
CRIME AGAINST PERSON									
Willful Murder*	99	132	59	2	3				
Neg. Homicide	13	12	11						
Forcible Rape*	1,344	330	371	54	9				
Other Sex Crime	6,267	1,644	2,164	357	103				
Kidnapping	676	92	360	20	5				
Robbery*	2,802	1,433	1,037	13	1				
Aggravated Assault*	6,665	3,372	3,833	223	90				
Simple Assault	23,447	17,481	14,567	575	409				
2004 TOTAL	41,313	24,496	22,402	1,244	620				
2003 TOTAL	41,115	21,330	21,483	1,139	571				
CRIME AGAINST PROPERTY									
Burglary*	30,501	3,977	3,466	101	40				
Larceny*	119,903	25,614	21,656	474	176				
Motor Vehicle Theft*	19,066	3,276	2,666	135	55				
Arson*	1,436	524	317	202	148				
Forgery/Counterfeit	10,125	2,600	3,057	197	125				
Fraud	15,339	2,064	3,547	80	38				
Embezzlement	555	106	266						
Stolen Property	1,125	613	753	38	44				
Vandalism	40,124	4,990	5,862	191	112				
2004 TOTAL	238,174	43,764	41,590	1,418	738				
2003 TOTAL	246,011	40,832	42,471	1,388	752				
BEHAVIORAL CRIMES									
Weapon Laws	3,774	2,683	2,944	309	331				
Prostitution	616	871	525	3	2				
Drug Laws	26,330	26,046	21,247	2,233	2,635				
Gambling	12	5	4	8	1				
Crimes Against Family	2,431	1,012	1,149	201	215				
D.U.I.	25,552	22,009	21,007	4,142	4,142				
Liquor Laws	14,073	19,205	12,737	736	1,165	1,134	332	1,121	
Disorderly Conduct	21,507	9,117	13,635	222	216	5		5	
All Other	61,218	27,211	34,191	1,269	926	277	245	292	
Curfew	3,445	2,807	3,367	15	30				
Runaway Juveniles	10,836	2,652	6,527	8	4				
2004 TOTAL	169,794	113,618	117,333	9,146	9,667	1,416	577	1,418	
2003 TOTAL	165,085	102,250	105,835	10,151	10,942	1,137	668	1,134	
GRAND TOTAL	449,281	181,878	181,325	11,808	11,025	1,416	577	1,418	
* Index Total	181,816	38,658	33,405	1,204	522				
Traffic Crime	31,856	17,016	26,031	2,410	2,410				
Fish and Game Laws	6,176	6,149	178	5,993	5,993				
Marine Violations	900	799	512	279	279				

*Not available

2004 Population	Baker County - O.S.P.			Baker County Totals 16,550		
	Offenses	Arrests	Cleared*	Offenses	Arrests	Cleared
CRIME AGAINST PERSON						
Willful Murder*						
Neg. Homicide				7	2	3
Forcible Rape*				32	11	10
Other Sex Crimes	6	3				
Kidnapping						
Robbery*				3	3	2
Aggravated Assault*	2	3		10	6	4
Simple Assault	8	5		126	84	85
2004 TOTAL	16	11		178	106	104
2003 TOTAL	29	11		200	128	122
CRIME AGAINST PROPERTY						
Burglary*	1	4		84	14	8
Larceny*	4	1		349	50	52
Motor Vehicle Theft*	2	2		43	13	13
Arson*				4	1	2
Forgery/Counterfeit	2	3		25	12	8
Fraud	1	1		168	7	13
Embezzlement						
Stolen Property	1	4		1	4	
Vandalism	3	3		237	35	28
2004 TOTAL	14	18		911	136	124
2003 TOTAL	21	21		822	178	159
BEHAVIORAL CRIMES						
Weapon Laws	4	7		12	14	6
Prostitution						
Drug Laws	55	65		104	105	39
Gambling						
Crimes Against Family	3	8		11	12	6
D.U.I.	49	49		102	100	53
Liquor Laws	17	28		58	79	38
Disorderly Conduct	2	2		74	46	59
All Other	22	25		208	136	106
Curfew				7	5	7
Runaway Juveniles					2	
2004 TOTAL	152	184		576	499	314
2003 TOTAL	215	270		748	620	416
GRAND TOTAL	182	213		1,665	741	542
* Index Total	9	10		500	89	84
Traffic Crime	19	19		48	43	29
Fish and Game Laws	108	108		108	108	
Marine Violations	6	6		6	6	

*Not available

Population	Benton County - O.L.C.C.*			Benton County - O.S.P.			Benton County Totals 81,750		
	Offenses	Arrests	Cleared	Offenses	Arrests	Cleared*	Offenses	Arrests	Cleared
2004									
CRIME AGAINST PERSON									
Willful Murder*							1	3	1
Neg. Homicide									
Forcible Rape*				4			42	6	10
Other Sex Crimes				9	1		202	48	96
Kidnapping				2			15	2	9
Robbery*				1			33	15	12
Aggravated Assault*				2	2		91	65	68
Simple Assault				26	12		339	215	257
2004 TOTAL				44	15		723	354	453
2003 TOTAL				28	12		575	297	429
CRIME AGAINST PROPERTY									
Burglary*				26	7		544	75	86
Larceny*				101	19		2,269	286	314
Motor Vehicle Theft*				8			171	20	23
Arson*				3	1		28	11	9
Forgery/Counterfeit				5	4		122	36	64
Fraud				3	2		251	75	116
Embezzlement							13	4	6
Stolen Property					1		25	26	23
Vandalism				15	11		698	144	171
2004 TOTAL				161	45		4,121	677	812
2003 TOTAL				256	58		4,413	724	1,069
BEHAVIORAL CRIMES									
Weapon Laws				1	1		119	42	96
Prostitution									
Drug Laws				72	82		483	368	377
Gambling									
Crimes Against Family				2	2		89	16	25
D.U.I.I				18	18		683	609	664
Liquor Laws	25	2	25	177	291		906	1,235	719
Disorderly Conduct				14	12		651	426	565
All Other				45	32		2,338	719	1,292
Curfew							10	7	9
Runaway Juveniles				1			119	53	100
2004 TOTAL	25	2	25	330	438		5,398	3,475	3,847
2003 TOTAL	40	23	40	309	467		4,457	3,220	3,448
GRAND TOTAL	25	2	25	535	498		10,242	4,506	5,112
* Index Total				145	29		3,179	481	523
Traffic Crime				17	17		566	234	354
Fish and Game Laws				30	30		33	31	3
Marine Violations				1	1		1	1	

*Based on 7 months' data.

*Not available

Population	Lake Oswego PD 35,930			Milwaukie PD 20,590			Molalla PD 5,930			Oregon City PD 28,370		
	Offenses	Arrests	Cleared	Offenses	Arrests	Cleared	Offenses	Arrests	Cleared	Offenses	Arrests	Cleared
2004												
CRIME AGAINST PERSON												
Willful Murder*												
Neg. Homicide												
Forcible Rape*	6		1	8	4					9		4
Other Sex Crimes	26	6	10	39	4	7	10	6	8	47	13	41
Kidnapping				1		1				5		1
Robbery*	9	7	4	7	3	2				28	8	17
Aggravated Assault*	17	13	15	19	14	12	7	2	5	27	12	22
Simple Assault	47	48	42	103	88	55	34	33	50	174	56	181
2004 TOTAL	105	74	72	177	113	77	51	41	63	290	89	266
2003 TOTAL	78	60	65	217	112	98	82	47	92	256	84	239
CRIME AGAINST PROPERTY												
Burglary*	101	12	12	178	15	10	36	5	4	152	10	27
Larceny*	537	68	63	734	46	38	185	38	65	1,058	88	209
Motor Vehicle Theft*	38	4	4	138	16	16	37	5	25	151	7	70
Arson*	14	5	4	6			1		1	6		2
Forgery/Counterfeit	45	16	33	88	11	15	16	2	8	107	9	59
Fraud	146	21	33	89	2	8	28	4	12	105	2	31
Embezzlement	8	2	4	2		1						
Stolen Property	2	8	2	13	1	5	1		1	11	2	9
Vandalism	227	24	23	445	12	19	92	13	18	349	22	62
2004 TOTAL	1,118	160	178	1,693	103	112	396	67	134	1,939	140	469
2003 TOTAL	1,143	120	141	1,780	108	148	439	78	147	2,097	129	448
BEHAVIORAL CRIMES												
Weapon Laws	4	3	4	15	8	14	5	6	9	18	9	20
Prostitution		2										
Drug Laws	69	58	62	62	31	53	21	16	23	159	90	175
Gambling												
Crimes Against Family	2			2	3	2	2	3	5	10	2	12
D.U.I.I	196	188	196	67	63	67	49	40	49	184	93	184
Liquor Laws	82	189	82	31	27	26	1	2	4	22	59	39
Disorderly Conduct	54	29	42	141	19	54	8	3	10	25	14	33
All Other	140	30	86	144	47	89	95	17	92	261	75	222
Curfew	45	19	45	39	24	39	4	3	4	45	31	45
Runaway Juveniles	107	52	99	74	19	42	22	17		69	7	
2004 TOTAL	699	570	616	575	241	386	207	107	196	793	380	730
2003 TOTAL	700	569	607	627	331	475	288	141	293	716	360	674
GRAND TOTAL	1,922	804	866	2,445	457	575	654	215	393	3,022	609	1,465
* Index Total	722	109	103	1,090	98	78	266	50	100	1,431	125	351
Traffic Crime	139	105	139	321	283	321	71	40	71	157	40	157
Fish and Game Laws												
Marine Violations												

Population 2004	Clackamas County - O.L.C.C.*			Clackamas County - O.S.P.			Clackamas County Totals 356,250		
	Offenses	Arrests	Cleared	Offenses	Arrests	Cleared*	Offenses	Arrests	Cleared
CRIME AGAINST PERSON									
Willful Murder*							3	3	1
Neg. Homicide									
Forcible Rape*							93	19	39
Other Sex Crimes				12	4		435	128	219
Kidnapping				3	1		39	2	21
Robbery*							157	65	83
Aggravated Assault*				8	5		207	103	138
Simple Assault				23	18		1,352	805	1,189
2004 TOTAL				46	28		2,286	1,125	1,690
2003 TOTAL				34	20		2,345	1,090	1,745
CRIME AGAINST PROPERTY									
Burglary*				9	5		2,248	204	228
Larceny*				33	9		10,378	1,588	2,221
Motor Vehicle Theft*				9	3		1,620	183	239
Arson*				22	15		84	28	17
Forgery/Counterfeit				14	9		887	133	314
Fraud				5	4		1,788	90	325
Embezzlement							10	2	5
Stolen Property				8	3		53	23	29
Vandalism				14	5		3,156	211	393
2004 TOTAL				114	53		20,224	2,462	3,771
2003 TOTAL				78	31		20,659	2,624	4,137
BEHAVIORAL CRIMES									
Weapon Laws				12	14		141	108	145
Prostitution				1	1		1	3	
Drug Laws				115	133		1,065	958	1,020
Gambling									
Crimes Against Family				3			57	34	54
D.U.I.I				348	348		3,408	1,984	3,060
Liquor Laws	40	24	40	24	33		276	687	557
Disorderly Conduct				9	9		375	146	302
All Other				63	44		2,287	925	1,740
Curfew				1	2		270	172	269
Runaway Juveniles							751	188	146
2004 TOTAL	40	24	40	576	584		8,631	5,205	7,293
2003 TOTAL	77	44	77	600	592		8,948	5,392	7,634
GRAND TOTAL	40	24	40	736	665		31,141	8,792	12,754
* Index Total				81	37		14,790	2,193	2,966
Traffic Crime				213	213		2,943	1,314	2,730
Fish and Game Laws				436	436		452	441	16
Marine Violations				42	42		49	46	7

*Based on 7 months' data.

*Not available

Population 2004	Clatsop County Sheriff 13,420			Astoria PD 9,880			Cannon Beach PD 1,650		
	Offenses	Arrests	Cleared	Offenses	Arrests	Cleared	Offenses	Arrests	Cleared
CRIME AGAINST PERSON									
Willful Murder*				1					
Neg. Homicide				7	1	2			
Forcible Rape*	1		1	26	5	13			
Other Sex Crimes	23	9	8	3		1			
Kidnapping				5	2	2			
Robbery*	1	2	1	15	6	9			
Aggravated Assault*	7	5	4	115	49	75	1	1	1
Simple Assault	45	30	22						
2004 TOTAL	77	46	36	172	63	102	1	1	1
2003 TOTAL	110	47	53	186	70	130	7	2	6
CRIME AGAINST PROPERTY									
Burglary*	68	14	5	107	18	24	9	1	1
Larceny*	130	14	8	401	63	64	40	4	4
Motor Vehicle Theft*	28	6	6	39	13	21	1		1
Arson*	4	2	1	3	1	1			
Forgery/Counterfeit	13	2	1	40	13	17	2		
Fraud	24	3	1	73	27	37	7	3	1
Embezzlement				1					
Stolen Property	1			1		1			
Vandalism	90	9	10	232	21	20	24	1	1
2004 TOTAL	358	50	32	897	156	185	83	9	8
2003 TOTAL	438	53	37	989	115	170	98		2
BEHAVIORAL CRIMES									
Weapon Laws	6	3	3	16	15	15			
Prostitution									
Drug Laws	66	55	40	166	123	141	4	4	4
Gambling									
Crimes Against Family	8	1		17	3	10			
D.U.I.	69	69	69	169	154	169	13	13	13
Liquor Laws	30	79	27	99	153	99	4	12	4
Disorderly Conduct	23	18	17	1,076	59	843	2	3	2
All Other	192	53	92	757	124	583	8	4	5
Curfew	3	2	3	20	17	20			
Runaway Juveniles	20	12	12	53	20	38			
2004 TOTAL	417	292	263	2,373	668	1,918	31	36	28
2003 TOTAL	493	374	302	2,129	473	1,694	40	30	33
GRAND TOTAL	852	388	331	3,442	887	2,205	115	46	37
* Index Total	239	43	26	577	104	123	50	5	6
Traffic Crime	122	104	122	99	69	99	4	4	4
Fish and Game Laws	20	20	20						
Marine Violations	16	16	16	1		1			

Population 2004	Clatsop County - O.L.C.C.*			Clatsop County - O.S.P.			Clatsop County Totals 36,400		
	Offenses	Arrests	Cleared	Offenses	Arrests	Cleared*	Offenses	Arrests	Cleared
CRIME AGAINST PERSON									
Willful Murder*							1		
Neg. Homicide							10	2	4
Forcible Rape*				5	4		69	24	28
Other Sex Crimes							5	1	3
Kidnapping							12	8	7
Robbery*							39	25	23
Aggravated Assault*				2	2		278	148	167
Simple Assault				11	7		414	208	232
2004 TOTAL				18	13		492	217	286
2003 TOTAL				20	9				
CRIME AGAINST PROPERTY									
Burglary*				1			288	46	48
Larceny*				4	2		1,213	223	223
Motor Vehicle Theft*				3	1		98	30	34
Arson*				16	15		29	19	3
Forgery/Counterfeit				1			77	22	27
Fraud				1			162	39	48
Embezzlement							2		
Stolen Property							5	3	5
Vandalism					2		560	52	58
2004 TOTAL				26	20		2,434	434	446
2003 TOTAL				26	14		2,642	413	394
BEHAVIORAL CRIMES									
Weapon Laws				2	1		43	33	35
Prostitution									
Drug Laws				38	42		374	312	280
Gambling									
Crimes Against Family				11	11		45	19	13
D.U.I.				82	82		453	431	371
Liquor Laws	24	8	24	55	92		346	585	285
Disorderly Conduct				5	6		1,234	218	969
All Other				47	28		1,240	374	854
Curfew							44	32	44
Runaway Juveniles							125	64	94
2004 TOTAL	24	8	24	240	262		3,904	2,068	2,945
2003 TOTAL	3	1	3	284	246		3,821	1,988	2,724
GRAND TOTAL	24	8	24	284	295		6,752	2,710	3,623
* Index Total				26	20		1,689	353	342
Traffic Crime				60	60		397	325	337
Fish and Game Laws				756	756		776	776	20
Marine Violations				25	25		42	41	17

*Based on 7 months' data.

*Not available

Population	Columbia County Sheriff*			Clatskanie PD			Columbia City PD*		
	21,270			1,650			1,760		
2004	Offenses	Arrests	Cleared	Offenses	Arrests	Cleared	Offenses	Arrests	Cleared
CRIME AGAINST PERSON									
Willful Murder*									
Neg. Homicide									
Forcible Rape*									
Other Sex Crimes	44	4	7	2					
Kidnapping	8	2	3						
Robbery*									
Aggravated Assault*									
Simple Assault	120	62	41	8	3	5			
2004 TOTAL	172	68	51	10	3	5			
2003 TOTAL	172	68	51	14	11	13	1		
CRIME AGAINST PROPERTY									
Burglary*	126	30	16	9	6	4	4		
Larceny*	194	2	8	28	11	12	6		
Motor Vehicle Theft*	60	12	14	2					
Arson*	6	4	2	1					
Forgery/Counterfeit	12		2	7		1			
Fraud	42		6	5	1				
Embezzlement									
Stolen Property									
Vandalism	88	2	4	30	5	6	4		
2004 TOTAL	528	50	52	82	23	23	14		
2003 TOTAL	528	50	52	72	30	29	24		1
BEHAVIORAL CRIMES									
Weapon Laws	24	8	11	7	4	7			
Prostitution									
Drug Laws	34	28	14	44	27	42			
Gambling									
Crimes Against Family	18	2	4	3		1			
D.U.I.I	40	38	20	10	9	10			
Liquor Laws	16	40	7	18	23	18			
Disorderly Conduct	352	66	99	62	39	40			
All Other	186	32	45	84	60	84	2		
Curfew				4	3	4			
Runaway Juveniles	38		18	5	2	5	2		
2004 TOTAL	708	214	218	237	167	211	4		
2003 TOTAL	708	214	218	281	195	267	5	1	3
GRAND TOTAL	1,408	332	321	329	193	239	18		
* Index Total	386	48	40	40	17	16	10		
Traffic Crime	20	16	10	1	1	1			
Fish and Game Laws	4	2	2						
Marine Violations	184	152	92						

Did not report in 2003 & 2004.
2002 data repeated for continuity.

*Based on 6 months' data.

Population 2004	Vernonia PD 2,260			Columbia County - O.L.C.C.			Columbia County - O.S.P.			Columbia County Totals 45,650		
	Offenses	Arrests	Cleared	Offenses	Arrests	Cleared	Offenses	Arrests	Cleared*	Offenses	Arrests	Cleared
CRIME AGAINST PERSON												
Willful Murder*												
Neg. Homicide												
Forcible Rape*							1			3	1	1
Other Sex Crimes	2	5						1		77	19	26
Kidnapping		1					2			15	3	7
Robbery*							2			8	4	4
Aggravated Assault*							4	2		25	22	17
Simple Assault	3	4					12	10		283	242	160
2004 TOTAL	5	10					21	13		411	291	215
2003 TOTAL	9	9	2				23	18		434	306	210
CRIME AGAINST PROPERTY												
Burglary*	11	1					3	2		258	85	49
Larceny*	48	3					8	2		814	126	175
Motor Vehicle Theft*	5		1				2			107	24	35
Arson*							4	2		14	8	3
Forgery/Counterfeit	1	2					3	1		147	23	42
Fraud	4	4	1							123	23	34
Embezzlement											6	
Stolen Property												
Vandalism	28						5	5		361	44	59
2004 TOTAL	97	10	2				25	12		1,824	339	397
2003 TOTAL	78	29	5				21	26		1,717	350	312
BEHAVIORAL CRIMES												
Weapon Laws							13	8		110	64	77
Prostitution												
Drug Laws		9					59	52		480	283	346
Gambling												
Crimes Against Family	2						4	5		38	8	11
D.U.I.I	5	5	5				71	71		264	240	173
Liquor Laws		6					23	27		253	313	219
Disorderly Conduct	3	4					12	13		520	185	220
All Other	26	17					32	25		965	454	641
Curfew										72	45	72
Runaway Juveniles							2			100	12	36
2004 TOTAL	36	41	5				216	201		2,802	1,604	1,795
2003 TOTAL	57	45	11	15	8	15	216	214		2,708	1,613	1,707
GRAND TOTAL	138	61	7				262	226		5,037	2,234	2,407
* Index Total	64	4	1				24	8		1,229	270	284
Traffic Crime	5	4	5				49	49		562	433	503
Fish and Game Laws							290	290		294	292	2
Marine Violations							10	10		194	162	92

*Not available

Population 2004	Coos County Sheriff 27,700			Bandon PD 2,990			Coos Bay PD 15,700		
	Offenses	Arrests	Cleared	Offenses	Arrests	Cleared	Offenses	Arrests	Cleared
CRIME AGAINST PERSON									
Willful Murder*									
Neg. Homicide	1	1	1				3	1	2
Forcible Rape*	2	1	1		1				
Other Sex Crimes	20	6	6	2		2	13	4	12
Kidnapping	2		1				1		1
Robbery*	4	1	1		1		7	2	4
Aggravated Assault*	13	12	7		1		21	18	20
Simple Assault	198	87	107	4	13	3	196	122	186
2004 TOTAL	240	108	124	6	16	5	241	147	225
2003 TOTAL	150	73	16	11	11	10	227	179	145
CRIME AGAINST PROPERTY									
Burglary*	177	9	11	15	3		114	14	76
Larceny*	353	13	27	63		4	407	83	276
Motor Vehicle Theft*	42	4	7	4	1	1	57	18	45
Arson*	6			2			5	1	3
Forgery/Counterfeit	15			1			39	8	32
Fraud	18	1	3	8		1	56	3	43
Embezzlement	1		1						
Stolen Property		4							
Vandalism	242	12	11	50	6		161	17	103
2004 TOTAL	854	43	60	143	10	6	839	144	578
2003 TOTAL	967	62	19	166	7	12	944	191	203
BEHAVIORAL CRIMES									
Weapon Laws	1	3	1				7	9	7
Prostitution									
Drug Laws	5	13	5	3		3	74	81	68
Gambling									
Crimes Against Family	15		4				26	4	14
D.U.I.I	54	53	54	44	42	44	63	57	63
Liquor Laws	32	46	21	9		5	82	165	80
Disorderly Conduct	508	24	165		7		41	37	39
All Other	880	57	206	12	25	4	406	91	372
Curfew							2	1	2
Runaway Juveniles	103	2	3	6		4	49	23	43
2004 TOTAL	1,598	198	459	74	74	60	750	468	688
2003 TOTAL	1,684	253	53	64	58	43	789	701	522
GRAND TOTAL	2,692	349	643	223	100	71	1,830	759	1,491
* Index Total	597	40	54	84	7	5	614	137	426
Traffic Crime	16	9	16	18	8	18	86	52	86
Fish and Game Laws									
Marine Violations	2	1	2						

Population 2004	Coos County - O.L.C.C.*			Coos County - O.S.P.			Coos County Totals 62,700		
	Offenses	Arrests	Cleared	Offenses	Arrests	Cleared*	Offenses	Arrests	Cleared
CRIME AGAINST PERSON									
Willful Murder*							1	1	1
Neg. Homicide							5	3	3
Forcible Rape*				7	5		73	18	21
Other Sex Crimes							4		3
Kidnapping				1			17	10	8
Robbery*				4	3		46	43	34
Aggravated Assault*				47	46		602	344	361
Simple Assault									
2004 TOTAL				59	54		748	419	431
2003 TOTAL				30	25		966	424	279
CRIME AGAINST PROPERTY									
Burglary*				1	1		420	49	101
Larceny*				3			1,134	177	365
Motor Vehicle Theft*				4	2		133	31	57
Arson*				8	9		25	15	4
Forgery/Counterfeit				4	2		88	16	38
Fraud				1			149	9	50
Embezzlement							2		1
Stolen Property							1	4	
Vandalism				5	1		709	55	124
2004 TOTAL				26	15		2,661	356	740
2003 TOTAL				12	9		3,197	418	335
BEHAVIORAL CRIMES									
Weapon Laws				18	25		37	47	14
Prostitution							2		
Drug Laws				98	119		292	341	127
Gambling									
Crimes Against Family				3	2		61	7	21
D.U.I.I				161	161		528	511	367
Liquor Laws	12	2	12	32	55		238	436	157
Disorderly Conduct				13	14		1,054	125	244
All Other				45	35		1,961	326	650
Curfew				1			17	4	16
Runaway Juveniles							197	45	57
2004 TOTAL	12	2	12	371	411		4,387	1,842	1,653
2003 TOTAL	16	7	16	469	498		4,646	2,216	978
GRAND TOTAL	12	2	12	456	480		7,796	2,617	2,824
* Index Total				21	15		1,780	328	572
Traffic Crime				74	74		295	206	221
Fish and Game Laws				144	144		145	145	1
Marine Violations				3	3		5	4	2

*Based on 7 months' data.

*Not available

Population 2004	Crook County - O.S.P.			Crook County Totals 20,650		
	Offenses	Arrests	Cleared*	Offenses	Arrests	Cleared
CRIME AGAINST PERSON						
Willful Murder*				3		1
Neg. Homicide				74	18	19
Forcible Rape*				5		4
Other Sex Crimes	4	1		4	3	1
Kidnapping				119	74	68
Robbery*				62	43	27
Aggravated Assault*						
Simple Assault	6	6				
2004 TOTAL	10	7		267	138	120
2003 TOTAL	6	5		289	157	136
CRIME AGAINST PROPERTY						
Burglary*	1			186	28	23
Larceny*		1		505	96	67
Motor Vehicle Theft*	1			40		2
Arson*	5	4		14	7	3
Forgery/Counterfeit				38	10	12
Fraud				57	3	8
Embezzlement						
Stolen Property	1			9		3
Vandalism	3	1		272	36	44
2004 TOTAL	11	6		1,121	180	162
2003 TOTAL	7	3		1,218	172	149
BEHAVIORAL CRIMES						
Weapon Laws	3	3		30	18	17
Prostitution				3		
Drug Laws	11	10		136	72	69
Gambling						
Crimes Against Family				48	8	12
D.U.I.I	34	34		201	179	167
Liquor Laws	6	9		130	153	97
Disorderly Conduct	3	2		347	108	149
All Other	7	1		1,089	226	288
Curfew				35	29	35
Runaway Juveniles				63	11	16
2004 TOTAL	64	59		2,082	804	850
2003 TOTAL	100	99		2,243	927	890
GRAND TOTAL	85	72		3,470	1,122	1,132
* Index Total	7	5		871	208	165
Traffic Crime	31	31		163	100	132
Fish and Game Laws	43	43		46	43	3
Marine Violations	2	2		2	2	

*Not available

Population 2004	Curry County - O.L.C.C.*			Curry County - O.S.P.			Curry County Totals 21,150		
	Offenses	Arrests	Cleared	Offenses	Arrests	Cleared*	Offenses	Arrests	Cleared
CRIME AGAINST PERSON									
Willful Murder*							3		
Neg. Homicide							54	23	26
Forcible Rape*							1	1	
Other Sex Crimes				3			1		1
Kidnapping				1	1		11	7	3
Robbery*							111	80	56
Aggravated Assault*				3	1		181	111	86
Simple Assault				8	6		193	149	89
2004 TOTAL				15	8				
2003 TOTAL				12	12				
CRIME AGAINST PROPERTY									
Burglary*							103	18	14
Larceny*				16	7		329	61	53
Motor Vehicle Theft*				3	1		34	11	8
Arson*							2	1	1
Forgery/Counterfeit				1	1		18	3	5
Fraud				2	3		52	5	6
Embezzlement								2	
Stolen Property							176	14	9
Vandalism				5	2		714	115	96
2004 TOTAL				27	14		759	135	96
2003 TOTAL				18	6				
BEHAVIORAL CRIMES									
Weapon Laws				3	3		14	13	10
Prostitution									
Drug Laws				23	31		137	159	85
Gambling									
Crimes Against Family				3	3		18	8	5
D.U.I.I				31	31		166	156	135
Liquor Laws	16	7	16	6	12		75	92	53
Disorderly Conduct				1	1		43	35	21
All Other				27	12		319	152	114
Curfew				1	4		1	4	
Runaway Juveniles							21	7	7
2004 TOTAL	16	7	16	95	97		794	626	430
2003 TOTAL	6	3	6	105	110		552	506	256
GRAND TOTAL	16	7	16	137	119		1,689	852	612
* Index Total				22	9		483	98	80
Traffic Crime				24	24		95	70	71
Fish and Game Laws				84	84		84	84	
Marine Violations				1	1		1	1	

*Based on 7 months' data.

*Not available

Population	Sunriver PD (Pop. Fluctuates - Resort area)	Deschutes County - O.L.C.C.*			Deschutes County - O.S.P.			Deschutes County Totals 135,450				
	Offenses	Arrests	Cleared	Offenses	Arrests	Cleared	Offenses	Arrests	Cleared*	Offenses	Arrests	Cleared
2004												
CRIME AGAINST PERSON												
Willful Murder*										2	2	2
Neg. Homicide												
Forcible Rape*							6	2		51	17	18
Other Sex Crimes							30	8		252	80	103
Kidnapping										22	9	13
Robbery*	1	1	1							44	29	27
Aggravated Assault*	1	1	1				6	7		130	88	96
Simple Assault							13	11		720	522	552
2004 TOTAL	2	2	2				55	28		1,221	747	811
2003 TOTAL	3	2	3				40	14		1,095	728	758
CRIME AGAINST PROPERTY												
Burglary*	20		1				2	3		1,212	191	193
Larceny*	67	4	4				14	8		4,339	780	811
Motor Vehicle Theft*	5	2	1				3	3		439	130	139
Arson*							8	7		25	15	8
Forgery/Counterfeit	1						7	5		382	117	138
Fraud	1		1				3	4		367	52	105
Embezzlement										5	2	2
Stolen Property							3	3		21	29	17
Vandalism	29	1	1				4	5		1,547	225	272
2004 TOTAL	123	7	8				44	38		8,337	1,541	1,685
2003 TOTAL	133	10	21				36	35		8,505	1,588	1,711
BEHAVIORAL CRIMES												
Weapon Laws	1	1	1				19	22		182	89	142
Prostitution										3	2	2
Drug Laws	22	19	22				99	110		1,095	911	891
Gambling							1			1	1	
Crimes Against Family							3	2		74	27	43
D.U.I.	11	10	11				177	177		1,037	963	860
Liquor Laws	21	20	20	56	33	56	28	36		525	747	488
Disorderly Conduct	3	1	3				5	6		348	222	305
All Other	99	7	77	5	3	5	69	47		2,236	1,273	1,538
Curfew										60	33	60
Runaway Juveniles	1									192	146	160
2004 TOTAL	158	58	134	61	36	61	401	400		5,753	4,414	4,489
2003 TOTAL	138	71	121	35	32	35	457	496		5,158	3,951	3,809
GRAND TOTAL	283	67	144	61	36	61	500	466		15,311	6,702	6,985
* Index Total	94	8	8				39	30		6,242	1,252	1,294
Traffic Crime	29	29	29				165	165		1,049	689	884
Fish and Game Laws							261	261		262	262	1
Marine Violations							27	27		96	93	69

*Based on 7 months' data.

*Not available

	Douglas County Sheriff			Myrtle Creek PD			Oakland PD *			Reedsport PD		
	Offenses	Arrests	Cleared	Offenses	Arrests	Cleared	Offenses	Arrests	Cleared	Offenses	Arrests	Cleared
Population	61,800			3,490						4,230		
2004												
CRIME AGAINST PERSON												
Willful Murder*	1	1	1									
Neg. Homicide												
Forcible Rape*	8	4	4							1		
Other Sex Crimes	90	32	60	2	3	1				6	2	1
Kidnapping	5	2	5	1						1		
Robbery*	6	5	6	1								
Aggravated Assault*	18	12	15	2	1	2				2	3	2
Simple Assault	204	148	177	39	27	27				18	16	13
2004 TOTAL	332	204	268	45	31	30				28	21	16
2003 TOTAL	337	250	291	58	42	54				26	18	15
CRIME AGAINST PROPERTY												
Burglary*	341	78	91	20	9	5				22	9	4
Larceny*	832	195	191	91	34	27				129	20	14
Motor Vehicle Theft*	136	30	33	16	9	7				11		1
Arson*	12	3	4	4		1				1		
Forgery/Counterfeit	80	41	60	2	1					7		
Fraud	101	34	61	22	10	7				7	2	
Embezzlement	2	1	1									
Stolen Property	32	21	22									
Vandalism	419	109	113		10	15				96	14	8
2004 TOTAL	1,955	512	576	236	73	62				273	45	27
2003 TOTAL	2,164	564	641	275	68	91				296	59	63
BEHAVIORAL CRIMES												
Weapon Laws	65	37	61	2	2	2						
Prostitution	2		2									
Drug Laws	596	525	532	21	14	21				15	18	12
Gambling												
Crimes Against Family	22	9	18	5	9	5				1		1
D.U.I.I	333	308	323	30	30	30				18	18	18
Liquor Laws	319	625	315	12	18	12				11	24	11
Disorderly Conduct	104	90	98	11	15	11				20	10	8
All Other	641	458	506	31	29	24				53	46	31
Curfew	37	46	37	10	6	10				9	5	9
Runaway Juveniles	190	18	67	10	3	8				5	1	2
2004 TOTAL	2,309	2,116	1,959	132	126	123				132	122	92
2003 TOTAL	2,116	1,913	1,780	123	129	118				150	160	116
GRAND TOTAL	4,596	2,832	2,803	413	230	215				433	188	135
* Index Total	1,354	328	345	134	53	42				166	32	21
Traffic Crime	249	131	192	27	12	27				9	6	9
Fish and Game Laws	2	4	2									
Marine Violations												

*Serviced by Douglas S.O.

Population 2004	Douglas County - O.L.C.C.*			Douglas County - O.S.P.			Douglas County Totals 102,350		
	Offenses	Arrests	Cleared	Offenses	Arrests	Cleared*	Offenses	Arrests	Cleared
CRIME AGAINST PERSON									
Willful Murder*							4	4	3
Neg. Homicide							26	6	6
Forcible Rape*				5			163	64	80
Other Sex Crimes				17	1		9	6	7
Kidnapping							37	22	24
Robbery*							61	37	47
Aggravated Assault*				4	3		435	304	334
Simple Assault				19	13		735	443	501
2004 TOTAL				45	17		789	540	599
2003 TOTAL				46	22				
CRIME AGAINST PROPERTY									
Burglary*				1			677	160	169
Larceny*				9	2		2,489	694	697
Motor Vehicle Theft*				3	1		260	56	67
Arson*				9	6		56	15	14
Forgery/Counterfeit				3	1		241	81	103
Fraud							344	71	140
Embezzlement							5	5	3
Stolen Property							35	22	25
Vandalism				5	2		1,269	250	308
2004 TOTAL				30	12		5,376	1,354	1,526
2003 TOTAL				46	35		5,535	1,467	1,640
BEHAVIORAL CRIMES									
Weapon Laws				10	12		158	102	136
Prostitution							2		2
Drug Laws				89	102		1,234	1,174	1,060
Gambling				1			1		
Crimes Against Family				1			51	42	43
D.U.I.I				144	144		781	725	627
Liquor Laws							707	1,220	683
Disorderly Conduct				17	24		718	441	548
All Other				13	12		1,459	1,190	1,131
Curfew				53	41		166	126	166
Runaway Juveniles							373	82	182
2004 TOTAL				328	335		5,650	5,102	4,578
2003 TOTAL				396	423		5,511	4,878	4,297
GRAND TOTAL				403	364		11,761	6,899	6,605
* Index Total				31	12		3,610	994	1,027
Traffic Crime				110	110		705	423	525
Fish and Game Laws				247	247		249	251	2
Marine Violations				3	3		3	3	

*Based on 7 months' data.

*Not available

Population	Gilliam County Sheriff			Condon PD			Gilliam County - O.L.C.C.*		
	Offenses	Arrests	Cleared	Offenses	Arrests	Cleared	Offenses	Arrests	Cleared
2004	1,130			770					
CRIME AGAINST PERSON									
Willful Murder*									
Neg. Homicide									
Forcible Rape*									
Other Sex Crimes	3								
Kidnapping									
Robbery*									
Aggravated Assault*									
Simple Assault	4	2	3	2	1				
2004 TOTAL	7	2	3	2	1				
2003 TOTAL	9	5	6						
CRIME AGAINST PROPERTY									
Burglary*	5		1	1		1			
Larceny*	15		1	2					
Motor Vehicle Theft*	3	2		1	1				
Arson*	2	1	1						
Forgery/Counterfeit	1		1						
Fraud	1								
Embezzlement									
Stolen Property									
Vandalism	12	2	1	2					
2004 TOTAL	39	5	5	6	1	1			
2003 TOTAL	44	7	9	4	1	1			
BEHAVIORAL CRIMES									
Weapon Laws	8	5	8						
Prostitution									
Drug Laws	87	66	83						
Gambling									
Crimes Against Family	5		3	1					
D.U.I.I	12	10	12						
Liquor Laws	10	8	10	1		1	2		2
Disorderly Conduct	3		2						
All Other	26	11	12	6					
Curfew									
Runaway Juveniles									
2004 TOTAL	151	100	130	8		1	2		2
2003 TOTAL	89	89	77	11	2	2			
GRAND TOTAL	197	107	138	16	2	2	2		2
* Index Total	25	3	3	4	1	1			
Traffic Crime	14	9	14						
Fish and Game Laws	1	1	1						
Marine Violations									

*based on 7 months' data.

2004 Population	Gilliam County - O.S.P.			Gilliam County Totals 1,900		
	Offenses	Arrests	Cleared*	Offenses	Arrests	Cleared
CRIME AGAINST PERSON						
Willful Murder*						
Neg. Homicide						
Forcible Rape*						
Other Sex Crimes	2			5		
Kidnapping						
Robbery*						
Aggravated Assault*	1			1		
Simple Assault	1	1		7	4	3
2004 TOTAL	4	1		13	4	3
2003 TOTAL	3	4		12	9	6
CRIME AGAINST PROPERTY						
Burglary*	2			8		2
Larceny*				17		1
Motor Vehicle Theft*				4	3	
Arson*	1			3	1	1
Forgery/Counterfeit				1		1
Fraud				1		
Embezzlement						
Stolen Property						
Vandalism				14	2	1
2004 TOTAL	3			48	6	6
2003 TOTAL	1	1		49	9	10
BEHAVIORAL CRIMES						
Weapon Laws				8	5	8
Prostitution						
Drug Laws	4	4		91	70	83
Gambling						
Crimes Against Family				6		3
D.U.I.I	9	9		21	19	12
Liquor Laws				13	8	13
Disorderly Conduct	1			4		2
All Other	5	4		37	15	12
Curfew						
Runaway Juveniles						
2004 TOTAL	19	17		180	117	133
2003 TOTAL	36	40		136	131	79
GRAND TOTAL	26	18		241	127	142
* Index Total	4			33	4	4
Traffic Crime	6	6		20	15	14
Fish and Game Laws	7	7		8	8	1
Marine Violations	2	2		2	2	

*Not available

Population 2004	Grant County - O.L.C.C.*			Grant County - O.S.P.			Grant County Totals 7,750		
	Offenses	Arrests	Cleared	Offenses	Arrests	Cleared*	Offenses	Arrests	Cleared
CRIME AGAINST PERSON									
Willful Murder*									
Neg. Homicide							3	2	1
Forcible Rape*				1			19	4	6
Other Sex Crimes				4	3		1		1
Kidnapping									
Robbery*							3	6	1
Aggravated Assault*				2	3		43	29	17
Simple Assault				8	9		69	41	26
2004 TOTAL				15	15		65	44	34
2003 TOTAL				6	3				
CRIME AGAINST PROPERTY									
Burglary*				2	3		36	4	5
Larceny*				2	3		96	8	9
Motor Vehicle Theft*							3	3	
Arson*							2		
Forgery/Counterfeit							12	7	10
Fraud							97	5	57
Embezzlement								1	
Stolen Property								2	7
Vandalism				2			59		
2004 TOTAL				6	6		305	30	88
2003 TOTAL				2	2		188	25	44
BEHAVIORAL CRIMES									
Weapon Laws				9	9		13	10	1
Prostitution									
Drug Laws				19	21		45	38	15
Gambling									
Crimes Against Family				1	1		19	7	1
D.U.I.I				27	27		63	60	36
Liquor Laws		2	2	3	5		44	35	32
Disorderly Conduct				4	7		35	17	18
All Other				7	6		166	24	50
Curfew									
Runaway Juveniles								1	
2004 TOTAL		2	2	70	76		385	192	153
2003 TOTAL		1	1	30	28		308	188	180
GRAND TOTAL				91	97		759	263	267
* Index Total				7	9		143	23	16
Traffic Crime				12	12		33	28	21
Fish and Game Laws				59	59		60	60	1
Marine Violations									

*Based on 7 months' data.

*Not available

Population 2004	Harney County - O.L.C.C.*			Harney County - O.S.P.			Harney County Totals 7,650		
	Offenses	Arrests	Cleared	Offenses	Arrests	Cleared*	Offenses	Arrests	Cleared
CRIME AGAINST PERSON									
Willful Murder*									
Neg. Homicide									
Forcible Rape*				2	1		2	2	
Other Sex Crimes				3	1		14	8	2
Kidnapping							1	1	1
Robbery*							2		
Aggravated Assault*							9	6	2
Simple Assault							32	26	23
2004 TOTAL				5	2		60	43	28
2003 TOTAL				5	3		53	38	26
CRIME AGAINST PROPERTY									
Burglary*				1			36	3	7
Larceny*				2	2		79	25	20
Motor Vehicle Theft*							12	8	8
Arson*							2	5	1
Forgery/Counterfeit				1			2		
Fraud				2	1		32	2	5
Embezzlement									
Stolen Property							1		
Vandalism				1			72	6	10
2004 TOTAL				7	3		236	49	51
2003 TOTAL				7	2		153	26	34
BEHAVIORAL CRIMES									
Weapon Laws				1	1		10	18	8
Prostitution									
Drug Laws				5	5		35	20	20
Gambling									
Crimes Against Family				2	2		7	7	
D.U.I.I				15	15		61	56	46
Liquor Laws		2	2				27	19	22
Disorderly Conduct							11	2	2
All Other				6	2		176	110	116
Curfew							1	1	1
Runaway Juveniles							8	8	5
2004 TOTAL		2	2	29	25		336	241	220
2003 TOTAL		3	3	30	27		292	196	202
GRAND TOTAL		2	2	41	30		632	333	299
* Index Total				5	3		142	49	38
Traffic Crime				5	5		16	10	11
Fish and Game Laws				38	38		38	38	
Marine Violations				3	3		3	3	

*Based on 7 months' data.

*Not available

Population 2004	Hood River County - O.S.P.			Hood River County Totals 21,050		
	Offenses	Arrests	Cleared*	Offenses	Arrests	Cleared
CRIME AGAINST PERSON						
Willful Murder*				1	1	1
Neg. Homicide						
Forcible Rape*						
Other Sex Crimes	1			32	11	19
Kidnapping				2		1
Robbery*				1	3	1
Aggravated Assault*	1	1		19	10	15
Simple Assault	3	1		108	83	78
2004 TOTAL	5	2		163	108	115
2003 TOTAL	3	3		119	86	48
CRIME AGAINST PROPERTY						
Burglary*	2			107	21	22
Larceny*	2			291	47	67
Motor Vehicle Theft*	2	1		59	10	17
Arson*	1	1		2	1	1
Forgery/Counterfeit	2	2		30	12	16
Fraud	1			32		6
Embezzlement						
Stolen Property				6		3
Vandalism	2	1		158	9	26
2004 TOTAL	12	5		685	100	158
2003 TOTAL	10	11		551	129	53
BEHAVIORAL CRIMES						
Weapon Laws	4	4		14	4	5
Prostitution						
Drug Laws	34	43		187	163	133
Gambling					1	
Crimes Against Family				25	16	19
D.U.I.I	22	22		196	186	160
Liquor Laws	7	11		187	91	153
Disorderly Conduct	2	2		74	58	55
All Other	7	7		457	123	278
Curfew				8	8	7
Runaway Juveniles				39	6	15
2004 TOTAL	76	89		1,187	656	825
2003 TOTAL	143	167		726	738	360
GRAND TOTAL	93	96		2,035	864	1,098
* Index Total	8	3		480	93	124
Traffic Crime	15	15		107	63	86
Fish and Game Laws	106	106		106	106	
Marine Violations	3	3		3	3	

*Not available

Population 2004	Jackson County Sheriff 62,060			Ashland PD 20,590			Central Point PD 14,950		
	Offenses	Arrests	Cleared	Offenses	Arrests	Cleared	Offenses	Arrests	Cleared
CRIME AGAINST PERSON									
Willful Murder*	2	2	2	2	2	2			
Neg. Homicide	2								
Forcible Rape*	24	6	9	11	1	1	4		
Other Sex Crimes	68	18	29	50	6	14	51	10	11
Kidnapping	5	2	4	2		1			
Robbery*	16	15	9	5	1	1	3	2	2
Aggravated Assault*	222	110	164	5	3	3	3	2	2
Simple Assault	477	211	312	101	72	88	111	86	83
2004 TOTAL	816	364	529	176	85	110	172	100	98
2003 TOTAL	883	404	590	178	78	104	128	65	74
CRIME AGAINST PROPERTY									
Burglary*	445	61	64	124	17	17	87	31	22
Larceny*	1,097	114	116	591	148	137	414	93	87
Motor Vehicle Theft*	162	25	35	47	12	12	23	4	4
Arson*	17	3	5	18	4	5	5	2	2
Forgery/Counterfeit	64	19	19	30	12	9	23	6	6
Fraud	169	34	46	80	15	14	45	8	6
Embezzlement	20	9	11	2		1	1	1	1
Stolen Property	8	10	8	11	8	11			
Vandalism	599	58	96	345	27	60	146	26	33
2004 TOTAL	2,581	333	400	1,248	243	266	744	171	161
2003 TOTAL	2,519	398	431	1,637	325	387	959	298	167
BEHAVIORAL CRIMES									
Weapon Laws	57	43	54	16	8	16	11	9	10
Prostitution	1		1						
Drug Laws	469	455	415	217	173	206	210	219	209
Gambling									
Crimes Against Family	12	1	7	17	1	3	9	2	3
D.U.I.I	240	199	239	280	262	280	139	125	139
Liquor Laws	84	96	76	199	228	198	38	57	38
Disorderly Conduct	302	67	105	192	148	169	69	53	62
All Other	987	233	239	481	394	421	228	138	156
Curfew	1		1	1		1	14	16	12
Runaway Juveniles	226		4	33	8	8	54	1	1
2004 TOTAL	2,379	1,094	1,141	1,436	1,222	1,302	772	620	630
2003 TOTAL	2,423	1,005	1,063	1,482	1,291	1,325	793	654	652
GRAND TOTAL	5,776	1,791	2,070	2,860	1,550	1,678	1,688	891	889
* Index Total	1,985	336	404	803	188	178	539	134	119
Traffic Crime	1,759	1,389	1,631	222	46	105	156	73	105
Fish and Game Laws	116	111	116						
Marine Violations	304	270	302						

Population 2004	Jackson County - O.L.C.C.*		
	Offenses	Arrests	Cleared
CRIME AGAINST PERSON			
Willful Murder*			
Neg. Homicide			
Forcible Rape*			
Other Sex Crimes			
Kidnapping			
Robbery*			
Aggravated Assault*			
Simple Assault			
2004 TOTAL			
2003 TOTAL			
CRIME AGAINST PROPERTY			
Burglary*			
Larceny*			
Motor Vehicle Theft*			
Arson*			
Forgery/Counterfeit			
Fraud			
Embezzlement			
Stolen Property			
Vandalism			
2004 TOTAL			
2003 TOTAL			
BEHAVIORAL CRIMES			
Weapon Laws			
Prostitution			
Drug Laws			
Gambling			
Crimes Against Family			
D.U.I.			
Liquor Laws	134	46	124
Disorderly Conduct			
All Other	88	84	98
Curfew			
Runaway Juveniles			
2004 TOTAL	222	130	222
2003 TOTAL	170	145	169
GRAND TOTAL	222	130	222
* Index Total			
Traffic Crime			
Fish and Game Laws			
Marine Violations			

*Based on 7 months' data.

Jackson County - O.S.P.		
Offenses	Arrests	Cleared*
2		
51	15	
1		
2		
13	4	
23	12	
92	31	
59	29	
1		
11	5	
26	14	
4	4	
1	1	
1	1	
10	3	
54	28	
67	53	
13	13	
149	154	
1		
10	10	
219	219	
21	33	
6	4	
32	25	
451	458	
550	605	
55	23	
107	107	
310	310	
2	2	

*Not available

Jackson County Totals 191,200		
Offenses	Arrests	Cleared
5	4	4
2		
78	19	26
395	117	142
15	3	8
76	48	32
494	276	338
1,401	868	999
2,466	1,335	1,549
2,492	1,363	1,642
1,331	265	220
6,331	1,604	1,419
555	117	124
121	39	27
560	209	178
1,427	209	217
99	63	64
64	59	57
2,691	408	493
13,179	2,973	2,799
13,679	3,378	2,971
191	148	169
5	5	5
2,297	2,059	1,920
1		
119	53	53
1,434	1,341	1,213
951	1,147	904
1,239	822	823
3,779	2,508	2,227
95	161	89
755	9	73
10,866	8,253	7,476
11,560	8,676	7,539
26,511	12,561	11,824
8,991	2,372	2,190
2,924	2,122	2,399
427	422	117
306	272	302

Population 2004	Jefferson County - O.L.C.C.*			Jefferson County - O.S.P.			Jefferson County Totals 20,250		
	Offenses	Arrests	Cleared	Offenses	Arrests	Cleared*	Offenses	Arrests	Cleared
CRIME AGAINST PERSON									
Willful Murder*							1	1	1
Neg. Homicide							9		5
Forcible Rape*							30	11	8
Other Sex Crimes							1		1
Kidnapping							4	6	2
Robbery*							62	24	41
Aggravated Assault*				2	1		100	96	72
Simple Assault				2	4				
2004 TOTAL				4	5		207	138	130
2003 TOTAL				6	1		214	133	121
CRIME AGAINST PROPERTY									
Burglary*							123	30	25
Larceny*				1			376	106	110
Motor Vehicle Theft*							83	7	17
Arson*				1	1		3	4	1
Forgery/Counterfeit				1	1		36	4	18
Fraud							42	9	11
Embezzlement							4	4	3
Stolen Property							1	1	1
Vandalism							181	24	19
2004 TOTAL				3	2		849	189	205
2003 TOTAL				3	2		840	217	196
BEHAVIORAL CRIMES									
Weapon Laws							32	21	27
Prostitution									
Drug Laws				14	12		149	95	112
Gambling							17	7	10
Crimes Against Family				2			153	144	119
D.U.I.I				34	34		110	105	91
Liquor Laws	17	19	14	4	5		169	94	111
Disorderly Conduct				1	1		383	87	134
All Other	4	2	7	10	10		12	11	12
Curfew							59	27	31
Runaway Juveniles									
2004 TOTAL	21	21	21	65	62		1,084	591	647
2003 TOTAL	8	9	8	68	65		1,072	665	669
GRAND TOTAL	21	21	21	72	69		2,140	918	982
* Index Total				4	2		661	178	202
Traffic Crime				27	27		182	97	155
Fish and Game Laws				42	42		42	42	
Marine Violations				4	4		5	5	1

*Based on 7 months' data.

*Not available

		Josephine County Sheriff			Grants Pass PD			Josephine County - O.L.C.C.*		
Population		53,810			24,790					
2004		Offenses	Arrests	Cleared	Offenses	Arrests	Cleared	Offenses	Arrests	Cleared
CRIME AGAINST PERSON										
	Willful Murder*	3	2	2	2	1	2			
	Neg. Homicide	1			1	1	1			
	Forcible Rape*	5	1	1	14	2	2			
	Other Sex Crimes	39	5	9	68	3	11			
	Kidnapping	6	1	3	8	1	2			
	Robbery*	10	4	6	32	17	16			
	Aggravated Assault*	36	29	26	20	6	14			
	Simple Assault	164	88	107	266	132	143			
	2004 TOTAL	264	130	154	411	163	191			
	2003 TOTAL	310	151	153	363	166	160			
CRIME AGAINST PROPERTY										
	Burglary*	298	36	31	268	34	33			
	Larceny*	690	63	66	1,517	359	351			
	Motor Vehicle Theft*	167	28	33	138	12	23			
	Arson*	3			7		1			
	Forgery/Counterfeit	34	7	10	87	15	19			
	Fraud	40	4	10	90	7	22			
	Embezzlement									
	Stolen Property				7					
	Vandalism	323	34	46	576	37	56			
	2004 TOTAL	1,555	172	196	2,690	464	505			
	2003 TOTAL	1,306	139	137	2,650	485	475			
BEHAVIORAL CRIMES										
	Weapon Laws	43	15	34	68	23	46			
	Prostitution									
	Drug Laws	246	137	188	571	353	436			
	Gambling									
	Crimes Against Family	8		5	16		1			
	D.U.I.	225	197	225	174	150	174			
	Liquor Laws	27	33	25	136	187	124	24	14	24
	Disorderly Conduct	130	95	119	250	95	150			
	All Other	254	102	148	431	138	241	2		2
	Curfew	5	4	5	123	94	123			
	Runaway Juveniles	168	31	127	245	55	169			
	2004 TOTAL	1,106	614	876	2,014	1,095	1,464	26	14	26
	2003 TOTAL	1,104	504	856	2,227	1,314	1,420	7	5	7
	GRAND TOTAL	2,925	916	1,226	5,115	1,722	2,160	26	14	26
	* Index Total	1,212	163	165	1,998	431	442			
	Traffic Crime	150	80	150	158	95	158			
	Fish and Game Laws									
	Marine Violations									

*Based on 7 months' data.

2004	Population	Josephine County - O.S.P.			Josephine County Totals 78,600		
		Offenses	Arrests	Cleared*	Offenses	Arrests	Cleared
CRIME AGAINST PERSON							
		1	1		6	4	4
					2	1	1
		1			20	3	3
		16	1		123	9	20
					14	2	5
					42	21	22
		6	4		62	39	40
		26	22		456	242	250
	2004 TOTAL	50	28		725	321	345
	2003 TOTAL	52	35		725	352	313
CRIME AGAINST PROPERTY							
		1			567	70	64
		8	1		2,215	423	417
		2	5		307	45	56
		8	4		18	4	1
		5	3		126	25	29
		2			132	11	32
					7		
		5	3		904	74	102
	2004 TOTAL	31	16		4,276	652	701
	2003 TOTAL	22	17		3,978	641	612
BEHAVIORAL CRIMES							
		7	13		118	51	80
		109	130		926	620	624
					30	5	6
		6	5		604	552	399
		205	205		604	552	399
		4	4		191	238	173
		15	15		395	205	269
		29	18		716	258	391
		1	2		129	100	128
		1	2		414	88	296
	2004 TOTAL	377	394		3,523	2,117	2,366
	2003 TOTAL	447	470		3,785	2,293	2,283
	GRAND TOTAL	458	438		8,524	3,090	3,412
	* Index Total	27	15		3,237	609	607
		92	92		400	267	308
		92	92		92	92	
		2	2		2	2	

*Not available

Population 2004	Klamath County Sheriff 44,580			Klamath Falls PD 20,220			Klamath County - O.L.C.C.*		
	Offenses	Arrests	Cleared	Offenses	Arrests	Cleared	Offenses	Arrests	Cleared
CRIME AGAINST PERSON									
Willful Murder*	2	1		1		1			
Neg. Homicide									
Forcible Rape*	13	1	1	5					
Other Sex Crimes	57	2	6	23	8	7			
Kidnapping	20	1	13	5	1	4			
Robbery*	12	6	5	32	26	24			
Aggravated Assault*	95	56	53	30	20	23			
Simple Assault	368	161	197	199	160	146			
2004 TOTAL	567	228	275	295	215	205			
2003 TOTAL	507	228	271	343	197	215			
CRIME AGAINST PROPERTY									
Burglary*	320	40	31	170	25	20			
Larceny*	670	60	64	548	281	245			
Motor Vehicle Theft*	108	16	19	73	24	23			
Arson*	9			7	2	1			
Forgery/Counterfeit	66	1	11	65	9	21			
Fraud	107	5	16	102	8	51			
Embezzlement				4	3	2			
Stolen Property	10	4	8	1					
Vandalism	412	16	30	106	46	50			
2004 TOTAL	1,702	142	179	1,076	398	413			
2003 TOTAL	1,603	166	153	1,128	403	460			
BEHAVIORAL CRIMES									
Weapon Laws	68	18	44	30	19	23			
Prostitution									
Drug Laws	216	109	159	199	222	172			
Gambling	1								
Crimes Against Family	25	3	13	8	3	4			
D.U.I.	89	77	89	221	204	220			
Liquor Laws	22	28	15	7	6	6	12	5	12
Disorderly Conduct	148	43	85	179	116	115			
All Other	431	48	144	141	82	102	7	9	7
Curfew				3	2	3			
Runaway Juveniles	89	25	22	21	12	2			
2004 TOTAL	1,089	351	571	809	666	647	19	14	19
2003 TOTAL	837	450	566	963	641	737	28	25	28
GRAND TOTAL	3,358	721	1,025	2,180	1,279	1,265	19	14	19
* Index Total	1,229	180	173	866	378	337			
Traffic Crime	77	35	77	108	59	108			
Fish and Game Laws									
Marine Violations	2	2	2						

*Based on 7 months' data.

Population 2004	Klamath County - O.S.P.			Klamath County Totals 64,800		
	Offenses	Arrests	Cleared*	Offenses	Arrests	Cleared
CRIME AGAINST PERSON						
Willful Murder*				3	1	1
Neg. Homicide						
Forcible Rape*	6	1		24	2	1
Other Sex Crimes	28	10		108	20	13
Kidnapping	3	1		28	3	17
Robbery*	1	1		45	33	29
Aggravated Assault*	16	7		141	83	76
Simple Assault	24	18		591	339	343
2004 TOTAL	78	38		940	481	480
2003 TOTAL	90	37		940	462	486
CRIME AGAINST PROPERTY						
Burglary*	4	4		494	69	51
Larceny*	13	13		1,231	354	309
Motor Vehicle Theft*	6	3		187	43	42
Arson*	16	3		32	5	1
Forgery/Counterfeit	5	6		136	16	32
Fraud	3	1		212	14	67
Embezzlement				4	3	2
Stolen Property	1	2		12	6	8
Vandalism	7	3		525	65	80
2004 TOTAL	55	35		2,833	575	592
2003 TOTAL	51	42		2,782	611	613
BEHAVIORAL CRIMES						
Weapon Laws	19	25		117	62	67
Prostitution						
Drug Laws	122	169		537	500	331
Gambling	2			3		
Crimes Against Family	16	21		49	27	17
D.U.I.I	182	182		492	463	309
Liquor Laws	39	53		80	92	33
Disorderly Conduct	12	13		339	172	200
All Other	51	55		630	194	253
Curfew	2	3		5	5	3
Runaway Juveniles				110	37	24
2004 TOTAL	445	521		2,362	1,552	1,237
2003 TOTAL	443	480		2,271	1,596	1,331
GRAND TOTAL	578	594		6,135	2,608	2,309
* Index Total	62	32		2,157	590	510
Traffic Crime	106	106		291	200	185
Fish and Game Laws	142	142		142	142	
Marine Violations	1	1		3	3	2

*Not available

		Lake County Sheriff 5,020			Lakeview PD 2,480			Lake County - O.L.C.C.*		
Population		Offenses	Arrests	Cleared	Offenses	Arrests	Cleared	Offenses	Arrests	Cleared
2004										
CRIME AGAINST PERSON										
	Willful Murder*									
	Neg. Homicide									
	Forcible Rape*				3					
	Other Sex Crimes	9	3	3	9	3	2			
	Kidnapping	1			1	1	1			
	Robbery*	2								
	Aggravated Assault*	5	4	4	3	1	3			
	Simple Assault	12	8	8	28	2	11			
	2004 TOTAL	29	15	15	44	7	17			
	2003 TOTAL	23	15	16	30	13	11			
CRIME AGAINST PROPERTY										
	Burglary*	24	6	7	32	3	4			
	Larceny*	41	9	11	102	2	14			
	Motor Vehicle Theft*	10	3	3	4		1			
	Arson*									
	Forgery/Counterfeit	3			6					
	Fraud	4			14		3			
	Embezzlement									
	Stolen Property									
	Vandalism	34	8	8	71	2	2			
	2004 TOTAL	116	26	29	229	7	24			
	2003 TOTAL	87	14	12	141	6	36			
BEHAVIORAL CRIMES										
	Weapon Laws	5	2	4	1	1	1			
	Prostitution									
	Drug Laws	6	2	4	15	3	8			
	Gambling									
	Crimes Against Family	7	2	3						
	D.U.I.	36	36	36	16	16	16			
	Liquor Laws	5	4	5	8	4	7	6		6
	Disorderly Conduct	6	2	3	41	13	13			
	All Other	73	16	24	70	4	16	2	2	2
	Curfew									
	Runaway Juveniles	5	3	3						
	2004 TOTAL	143	67	82	151	41	61	8	2	8
	2003 TOTAL	114	79	90	119	36	54	5	2	5
	GRAND TOTAL	288	108	126	424	55	102	8	2	8
	* Index Total	82	22	25	144	6	22			
	Traffic Crime	16	7	16						
	Fish and Game Laws									
	Marine Violations									

*Based on 7 months' data.

	Population	Lake County - O.S.P.			Lake County Totals 7,500		
		Offenses	Arrests	Cleared*	Offenses	Arrests	Cleared
2004							
CRIME AGAINST PERSON							
Willful Murder*							
Neg. Homicide							
Forcible Rape*		1			4		
Other Sex Crimes		2			20	6	5
Kidnapping					2	1	1
Robbery*					2		
Aggravated Assault*					8	5	7
Simple Assault		2	2		42	12	19
2004 TOTAL		5	2		78	24	32
2003 TOTAL		4	2		57	30	27
CRIME AGAINST PROPERTY							
Burglary*		1			57	9	11
Larceny*					143	11	25
Motor Vehicle Theft*		1	1		15	4	4
Arson*		1	2		1	2	
Forgery/Counterfeit		1			10		
Fraud					18		3
Embezzlement							
Stolen Property							
Vandalism		1			106	10	10
2004 TOTAL		5	3		350	36	53
2003 TOTAL		3			231	20	48
BEHAVIORAL CRIMES							
Weapon Laws		4	4		10	7	5
Prostitution							
Drug Laws		4	4		25	9	12
Gambling							
Crimes Against Family		1	1		8	3	3
D.U.I.		8	8		60	60	52
Liquor Laws		3	4		22	12	18
Disorderly Conduct		3	3		50	18	16
All Other		6	2		151	24	42
Curfew							
Runaway Juveniles					5	3	3
2004 TOTAL		29	26		331	136	151
2003 TOTAL		23	19		261	136	149
GRAND TOTAL		39	31		759	196	236
* Index Total		4	3		230	31	47
Traffic Crime		21	21		37	28	16
Fish and Game Laws		95	95		95	95	
Marine Violations		16	16		16	16	

*Not available

Population 2004	Lane County - O.L.C.C.*		
	Offenses	Arrests	Cleared
CRIME AGAINST PERSON			
Willful Murder*			
Neg. Homicide			
Forcible Rape*			
Other Sex Crimes			
Kidnapping			
Robbery*			
Aggravated Assault*			
Simple Assault			
2004 TOTAL			
2003 TOTAL			
CRIME AGAINST PROPERTY			
Burglary*			
Larceny*			
Motor Vehicle Theft*			
Arson*			
Forgery/Counterfeit			
Fraud			
Embezzlement			
Stolen Property			
Vandalism			
2004 TOTAL			
2003 TOTAL			
BEHAVIORAL CRIMES			
Weapon Laws			
Prostitution			
Drug Laws			
Gambling			
Crimes Against Family			
D.U.I.I			
Liquor Laws	124	48	124
Disorderly Conduct			
All Other	22	19	24
Curfew			
Runaway Juveniles			
2004 TOTAL	146	67	148
2003 TOTAL	156	122	156
GRAND TOTAL	146	67	148
* Index Total			
Traffic Crime			
Fish and Game Laws			
Marine Violations			

*Based on 7 months' data.

Lane County - O.S.P.		
Offenses	Arrests	Cleared*
13		
62	16	
1		
1		
32	8	
55	39	
164	63	
9	1	
64	19	
18	5	
26	23	
9	5	
6	3	
5	3	
17	12	
154	71	
23	18	
257	299	
22	20	
527	527	
41	65	
12	11	
126	99	
1,008	1,039	
1,219	1,293	
1,326	1,173	
163	56	
162	162	
547	547	
43	43	

*Not available

Lane County Totals 333,350		
Offenses	Arrests	Cleared
5	8	4
1	4	1
130	35	43
538	228	220
51	7	30
244	210	114
482	343	299
2,021	1,560	1,348
3,472	2,395	2,059
3,285	2,200	2,016
3,675	529	388
10,831	2,679	2,256
2,078	388	302
170	88	58
1,266	279	365
1,081	130	350
11	6	8
165	107	119
2,872	515	586
22,149	4,721	4,432
22,764	4,892	4,633
346	295	292
33	40	30
3,514	3,508	3,038
182	113	95
2,464	2,203	1,937
2,500	3,906	2,424
1,176	778	948
5,191	3,030	3,294
133	65	133
673	88	490
16,212	14,026	12,681
15,906	14,376	12,374
41,833	21,142	19,172
17,615	4,280	3,464
2,445	1,553	2,283
547	547	
43	43	

Population	Lincoln County Sheriff 23,590			Lincoln City PD 7,470			Newport PD 9,760			Toledo PD 3,580		
	Offenses	Arrests	Cleared	Offenses	Arrests	Cleared	Offenses	Arrests	Cleared	Offenses	Arrests	Cleared
2004												
CRIME AGAINST PERSON												
Willful Murder*												
Neg. Homicide												
Forcible Rape*	11	3	5	5	2	2	12	2	2			
Other Sex Crimes	38	4	15	45	4	14	54	10	21	7	4	5
Kidnapping	5		3	1			5		3	1		
Robbery*				6			11	12	8	1	2	1
Aggravated Assault*	79	47	59	29	16	21	95	69	65	4	4	4
Simple Assault	107	61	67	147	72	90	153	61	78	61	45	49
2004 TOTAL	240	115	149	233	94	127	330	154	177	74	55	59
2003 TOTAL	256	113	132	170	58	62	329	158	209	59	46	50
CRIME AGAINST PROPERTY												
Burglary*	234	20	29	180	19	24	124	19	23	21	6	6
Larceny*	425	28	38	510	99	86	687	164	178	107	14	35
Motor Vehicle Theft*	53	3	8	55	12	11	55	6	11	10	3	2
Arson*	6			5			11	3	3	2		1
Forgery/Counterfeit	8			30	1	9	34	5	11	8	1	2
Fraud	14	3	4	125	23	41	37	6	10	6	2	3
Embezzlement												
Stolen Property	12	3	9	15	3	10	9	4	6			
Vandalism	243	21	37	196	17	20	249	38	54	88	9	24
2004 TOTAL	995	78	125	1,116	174	201	1,206	245	296	242	35	73
2003 TOTAL	1,354	108	152	1,204	116	106	1,555	288	364	212	51	84
BEHAVIORAL CRIMES												
Weapon Laws	18	7	13	24	5	19	11	3	7	6	1	4
Prostitution				1								
Drug Laws	39	26	30	65	33	50	81	53	57	22	17	22
Gambling												
Crimes Against Family	50	18	24	13	4	3	57	15	19	4	2	2
D.U.I.	87	77	82	98	81	91	113	99	110	26	23	26
Liquor Laws	75	130	67	35	21	27	67	76	57	26	39	26
Disorderly Conduct	58	11	21	72	17	37	171	67	101	53	42	50
All Other	362	66	90	282	108	128	413	103	201	100	55	89
Curfew				5	1	1						
Runaway Juveniles				21		1				11	6	10
2004 TOTAL	689	335	327	616	270	357	913	416	552	248	185	229
2003 TOTAL	1,110	432	527	573	219	200	1,131	598	753	180	147	162
GRAND TOTAL	1,924	528	601	1,965	538	685	2,449	815	1,025	564	275	361
* Index Total	808	101	139	790	148	144	995	275	290	145	29	49
Traffic Crime	102	40	67	128	40	69	207	38	73	29	15	29
Fish and Game Laws	1											
Marine Violations	1	1	1	2			2	1	1			

Population 2004		Lincoln County - O.L.C.C.*		
		Offenses	Arrests	Cleared
CRIME AGAINST PERSON				
Willful Murder*				
Neg. Homicide				
Forcible Rape*				
Other Sex Crimes				
Kidnapping				
Robbery*				
Aggravated Assault*				
Simple Assault				
2004 TOTAL				
2003 TOTAL				
CRIME AGAINST PROPERTY				
Burglary*				
Larceny*				
Motor Vehicle Theft*				
Arson*				
Forgery/Counterfeit				
Fraud				
Embezzlement				
Stolen Property				
Vandalism				
2004 TOTAL				
2003 TOTAL				
BEHAVIORAL CRIMES				
Weapon Laws				
Prostitution				
Drug Laws				
Gambling				
Crimes Against Family				
D.U.I.				
Liquor Laws		23	12	23
Disorderly Conduct				
All Other		2	2	2
Curfew				
Runaway Juveniles				
2004 TOTAL		25	14	25
2003 TOTAL		11	1	11
GRAND TOTAL		25	14	25
* Index Total				
Traffic Crime				
Fish and Game Laws				
Marine Violations				

*Based on 7 months' data.

Lincoln County - O.S.P.		
Offenses	Arrests	Cleared*
4		
1		
15	14	
20	14	
21	16	
28	16	
2	2	
2	1	
3	1	
3		
38	20	
61	20	
41	39	
3	1	
78	78	
10	20	
5	5	
26	17	
163	160	
136	123	
31	18	
63	63	
423	423	
6	6	

*Not available

Lincoln County Totals 44,400		
Offenses	Arrests	Cleared
28	7	9
148	22	55
12		6
18	14	9
208	136	149
483	253	284
897	432	512
835	391	453
559	64	82
1,757	321	337
175	26	32
24	3	4
82	8	22
185	35	58
36	10	25
779	85	135
3,597	552	695
4,386	583	706
59	16	43
1		
248	168	159
127	40	48
402	358	309
236	298	200
359	142	209
1,185	351	510
5	1	1
32	6	11
2,654	1,380	1,490
3,141	1,520	1,653
7,148	2,364	2,697
2,769	571	622
529	196	238
424	423	
11	8	2

Population 2004	Linn County - O.L.C.C.*			Linn County - O.S.P.			Linn County Totals 106,350		
	Offenses	Arrests	Cleared	Offenses	Arrests	Cleared*	Offenses	Arrests	Cleared
CRIME AGAINST PERSON									
Willful Murder*							3	1	1
Neg. Homicide							1		
Forcible Rape*				2	1		20	9	8
Other Sex Crimes				3	1		231	68	67
Kidnapping				1			25	10	7
Robbery*				1			64	44	39
Aggravated Assault*				4	2		109	79	71
Simple Assault				16	17		915	551	552
2004 TOTAL				27	21		1,368	762	745
2003 TOTAL				39	28		1,302	765	756
CRIME AGAINST PROPERTY									
Burglary*				1			1,348	140	110
Larceny*				10	7		5,300	720	709
Motor Vehicle Theft*				7	3		587	118	99
Arson*				4	2		37	18	15
Forgery/Counterfeit				8	11		180	63	51
Fraud				4	2		243	27	36
Embezzlement							2	1	
Stolen Property				1	1		10	7	8
Vandalism				5	3		1,665	158	202
2004 TOTAL				40	29		9,372	1,252	1,230
2003 TOTAL				38	33		9,792	1,307	1,604
BEHAVIORAL CRIMES									
Weapon Laws				14	13		137	87	76
Prostitution							1	4	1
Drug Laws				76	90		582	445	357
Gambling									
Crimes Against Family				3	3		196	37	61
D.U.I.				168	168		625	598	457
Liquor Laws		2	2	25	46		234	399	177
Disorderly Conduct				9	7		779	249	241
All Other				43	40		5,047	978	2,223
Curfew							134	95	134
Runaway Juveniles				1	1		138	220	124
2004 TOTAL		2	2	339	368		7,873	3,112	3,851
2003 TOTAL		4	4	331	394		7,570	3,151	4,379
GRAND TOTAL		2	2	406	418		18,613	5,126	5,826
* Index Total				29	15		7,468	1,129	1,052
Traffic Crime				160	160		663	436	503
Fish and Game Laws				137	137		138	138	1
Marine Violations				7	7		7	7	

*Based on 7 months' data.

*Not available

Population 2004	Malheur County Sheriff 17,480			Nyssa PD 3,170			Ontario PD 11,200		
	Offenses	Arrests	Cleared	Offenses	Arrests	Cleared	Offenses	Arrests	Cleared
CRIME AGAINST PERSON									
Willful Murder*		1					1	1	1
Neg. Homicide									
Forcible Rape*	3	1	2				6		1
Other Sex Crimes	31	1	1	6	2		51	7	7
Kidnapping	1						2		
Robbery*	3	1	2				8	7	5
Aggravated Assault*	4	1	2	1	1		33	19	18
Simple Assault	53	26	24	3	2		87	50	52
2004 TOTAL	95	31	31	10	5		188	84	84
2003 TOTAL	90	43	41	14	5		191	72	68
CRIME AGAINST PROPERTY									
Burglary*	49	10	4	14	3	2	116	23	20
Larceny*	108	9	9	32	10	6	558	138	129
Motor Vehicle Theft*	8	2	2	5			44	4	8
Arson*	2			2			2	2	1
Forgery/Counterfeit	9			6	1		41	4	3
Fraud	18	2	2	1			33	2	6
Embezzlement				1					
Stolen Property	1						1	5	1
Vandalism	67	3	3	28	4		296	55	42
2004 TOTAL	262	26	20	89	18	8	1,091	233	210
2003 TOTAL	206	32	18	132	20	10	1,193	259	225
BEHAVIORAL CRIMES									
Weapon Laws	1	2		1	1		6	4	3
Prostitution									
Drug Laws	62	37	24	11	7	1	134	103	82
Gambling									
Crimes Against Family	7	1	1	1			30	10	13
D.U.I.	38	36	38	25	25	24	53	53	53
Liquor Laws	21	44	18	14	12	1	58	110	57
Disorderly Conduct	35	25	19	3	20		243	150	130
All Other	566	136	285	9	8		887	408	562
Curfew							69	56	69
Runaway Juveniles	33	5	3	18			79	42	57
2004 TOTAL	763	286	388	82	73	26	1,559	936	1,026
2003 TOTAL	871	369	500	95	86	30	1,889	972	921
GRAND TOTAL	1,120	343	439	181	96	34	2,838	1,253	1,320
* Index Total	177	25	21	54	14	8	768	194	183
Traffic Crime	8	7	8	13	12	13	43	33	43
Fish and Game Laws	3	3	3				2		2
Marine Violations	3	3	3						

Population 2004	Malheur County - O.L.C.C.*			Malheur County - O.S.P.			Malheur County Totals 31,850		
	Offenses	Arrests	Cleared	Offenses	Arrests	Cleared*	Offenses	Arrests	Cleared
CRIME AGAINST PERSON									
Willful Murder*							1	2	1
Neg. Homicide							11	1	3
Forcible Rape*				2			95	10	8
Other Sex Crimes				7			4		
Kidnapping				1			11	8	7
Robbery*							60	24	20
Aggravated Assault*				22	3		187	103	76
Simple Assault				44	25		369	148	115
2004 TOTAL				76	28		325	134	109
2003 TOTAL				30	14				
CRIME AGAINST PROPERTY									
Burglary*				2	1		181	37	26
Larceny*				5	2		703	159	144
Motor Vehicle Theft*				3			60	6	10
Arson*				2	2		8	4	1
Forgery/Counterfeit				2	2		58	7	3
Fraud				3			55	4	8
Embezzlement							1		
Stolen Property				1	1		3	6	1
Vandalism				9	7		400	69	45
2004 TOTAL				27	15		1,469	292	238
2003 TOTAL				11	4		1,542	315	253
BEHAVIORAL CRIMES									
Weapon Laws				27	16		35	23	3
Prostitution				1	1		1	1	
Drug Laws				58	70		265	217	107
Gambling				1			1		
Crimes Against Family				3	3		41	14	14
D.U.I.				97	97		213	211	115
Liquor Laws		8	3	13	19		114	188	84
Disorderly Conduct				8	6		289	201	149
All Other				49	23		1,511	575	847
Curfew				1	2		70	58	69
Runaway Juveniles							130	47	60
2004 TOTAL	8	3	8	258	237		2,670	1,535	1,448
2003 TOTAL	5		5	264	273		3,124	1,700	1,456
GRAND TOTAL	8	3	8	361	280		4,508	1,975	1,801
* Index Total				36	8		1,035	241	212
Traffic Crime				61	61		125	113	64
Fish and Game Laws				96	96		101	99	5
Marine Violations				3	3		6	6	3

*Based on 7 months' data.

*Not available

Population 2004	Hubbard PD 2,750			Keizer PD 34,380			Mt. Angel PD 3,600			Salem PD (Marion County) 123,890		
	Offenses	Arrests	Cleared	Offenses	Arrests	Cleared	Offenses	Arrests	Cleared	Offenses	Arrests	Cleared
CRIME AGAINST PERSON												
Willful Murder*				3	2	1				5	6	4
Neg. Homicide												
Forcible Rape*				4	1	2	1		1	59	13	17
Other Sex Crimes	6	1	1	91	13	19	6	2	4	385	103	150
Kidnapping	1		1	7	1	5	4	1	4	41	1	27
Robbery*	3		1	12	4	6				138	54	63
Aggravated Assault*	1			65	31	52	3	3	3	478	312	387
Simple Assault	29	13	19	251	134	144	40	11	29	1,021	658	779
2004 TOTAL	40	14	22	433	186	229	54	17	41	2,127	1,147	1,427
2003 TOTAL	29	24	22	322	131	242	28	12	19	2,324	1,082	1,519
CRIME AGAINST PROPERTY												
Burglary*	10	3	3	197	63	57	19	6	8	1,225	176	163
Larceny*	31	5	4	836	128	126	84	9	15	6,438	1,389	1,219
Motor Vehicle Theft*	6	1	2	109	24	20	11	1	1	972	185	146
Arson*	1			16	2	2	2			37	16	10
Forgery/Counterfeit	1			37	3	14	8	1	3	343	47	159
Fraud	2			177	25	50	16	3	10	697	194	295
Embezzlement	1	1	1				1	1	1			
Stolen Property				26	10	26	1			134	42	116
Vandalism	16	3	3	455	30	32	42		7	1,646	205	211
2004 TOTAL	68	14	13	1,853	285	327	184	21	45	11,492	2,254	2,319
2003 TOTAL	151	8	14	2,094	326	575	258	19	34	15,761	2,670	3,414
BEHAVIORAL CRIMES												
Weapon Laws	7	4	7	27	8	21	3	1	3	193	75	182
Prostitution	1			5	3	4				26	22	25
Drug Laws	57	42	44	170	156	143	5	2	5	1,316	1,384	1,258
Gambling												
Crimes Against Family	2	1	2	31	9	15	4		2	171	102	149
D.U.I.I	50	36	38	91	78	91	8	8	7	497	443	495
Liquor Laws	7	12	5	65	77	50	9	16	8	380	410	355
Disorderly Conduct	8	1	3	191	58	87	7	2	6	1,018	511	879
All Other	18	6	10	884	148	187	126	18	83	2,981	1,554	1,958
Curfew	1			43	44	29	4	1	4	168	169	159
Runaway Juveniles	5	1	2	244	8	12	12	5	10	697	193	264
2004 TOTAL	156	103	111	1,751	589	639	178	53	128	7,447	4,863	5,724
2003 TOTAL	137	90	117	1,658	596	1,392	128	48	106	8,322	4,258	5,556
GRAND TOTAL	264	131	146	4,037	1,060	1,195	416	91	214	21,066	8,264	9,470
* Index Total	52	9	10	1,242	255	266	120	19	28	9,352	2,151	2,009
Traffic Crime	48	19	37	668	62	138	9	2	7	1,697	496	918
Fish and Game Laws												
Marine Violations				2						3		

Population 2004	Marion County - O.L.C.C.*			Marion County - O.S.P.			Marion County Totals 298,450			Salem PD Total (Marion & Polk) 143,700		
	Offenses	Arrests	Cleared	Offenses	Arrests	Cleared*	Offenses	Arrests	Cleared	Offenses	Arrests	Cleared
CRIME AGAINST PERSON												
Willful Murder*					2		8	11	5	5	6	4
Neg. Homicide							4		3			
Forcible Rape*				1	1		97	15	26	69	15	20
Other Sex Crimes				29	10		770	168	232	446	119	174
Kidnapping				2			90	10	62	47	1	31
Robbery*				3			222	84	100	160	63	73
Aggravated Assault*				48	6		711	431	528	555	362	449
Simple Assault				79	48		2,392	1,242	1,438	1,184	763	904
2004 TOTAL				162	67		4,294	1,961	2,394	2,466	1,329	1,655
2003 TOTAL				131	47		4,170	1,820	2,325	2,454	1,144	1,609
CRIME AGAINST PROPERTY												
Burglary*				16	3		2,545	368	336	1,421	204	189
Larceny*				56	22		11,254	2,015	1,847	7,467	1,611	1,414
Motor Vehicle Theft*				28	6		1,906	306	260	1,127	215	169
Arson*				25	23		100	49	20	43	18	12
Forgery/Counterfeit				69	25		657	128	264	398	55	185
Fraud				17	5		1,389	291	471	808	225	342
Embezzlement							4	2	2			
Stolen Property				3	5		329	99	178	156	49	135
Vandalism				27	11		3,902	433	468	1,911	238	245
2004 TOTAL				241	100		22,086	3,691	3,846	13,331	2,615	2,691
2003 TOTAL				176	61		28,149	3,994	5,073	16,514	2,742	3,545
BEHAVIORAL CRIMES												
Weapon Laws				23	12		385	159	315	224	87	211
Prostitution							36	25	31	30	25	29
Drug Laws				164	184		2,420	2,622	2,095	1,527	1,605	1,459
Gambling												
Crimes Against Family				9	2		303	150	213	198	118	173
D.U.I.				572	572		1,618	1,471	1,025	576	514	574
Liquor Laws	116	5	116	51	75		1,034	1,028	826	441	475	412
Disorderly Conduct				31	31		1,499	828	1,159	1,181	593	1,019
All Other	10		10	143	88		8,873	2,396	3,983	3,458	1,802	2,271
Curfew				3	9		280	291	246	195	196	185
Runaway Juveniles							1,430	272	372	809	224	306
2004 TOTAL	126	5	126	996	973		17,878	9,242	10,265	8,639	5,639	6,639
2003 TOTAL	48	3	48	779	731		19,319	7,893	11,462	8,753	4,425	5,802
GRAND TOTAL	126	5	126	1,399	1,140		44,258	14,894	16,505	24,436	9,583	10,985
* Index Total				177	63		16,843	3,279	3,122	10,847	2,494	2,330
Traffic Crime				307	307		3,538	1,207	1,667	1,968	575	1,065
Fish and Game Laws				124	124		126	125	2			
Marine Violations				6	6		11	6		3		

*Based on 7 months' data.

*Not available

Population		Morrow County Sheriff*		
2004		8,630		
		Offenses	Arrests	Cleared
CRIME AGAINST PERSON				
Willful Murder*				8
Neg. Homicide				4
Forcible Rape*		12		4
Other Sex Crimes		24		4
Kidnapping		4	1	4
Robbery*				
Aggravated Assault*		52	36	44
Simple Assault		72	32	28
2004 TOTAL		164	69	88
2003 TOTAL		142	68	76
CRIME AGAINST PROPERTY				
Burglary*		76		
Larceny*		188		4
Motor Vehicle Theft*		12		4
Arson*				
Forgery/Counterfeit		4		
Fraud		8		
Embezzlement				
Stolen Property				
Vandalism		120	16	16
2004 TOTAL		408	16	24
2003 TOTAL		399	43	45
BEHAVIORAL CRIMES				
Weapon Laws		16	4	12
Prostitution				
Drug Laws		24	20	20
Gambling				
Crimes Against Family				
D.U.I.		28	28	28
Liquor Laws		8	4	4
Disorderly Conduct		16	16	16
All Other		240	36	44
Curfew		20	20	20
Runaway Juveniles				
2004 TOTAL		352	128	144
2003 TOTAL		350	210	211
GRAND TOTAL				
		924	213	256
* Index Total		340	36	60
Traffic Crime		32	24	32
Fish and Game Laws				
Marine Violations				

* Based on 3 months' data

Population		Boardman PD*		
2004		3,120		
		Offenses	Arrests	Cleared
CRIME AGAINST PERSON				
Willful Murder*				
Neg. Homicide				
Forcible Rape*		4	2	2
Other Sex Crimes				
Kidnapping				
Robbery*				
Aggravated Assault*		5	4	4
Simple Assault		22	17	17
2004 TOTAL		31	23	23
2003 TOTAL		31	23	23
CRIME AGAINST PROPERTY				
Burglary*		7	2	
Larceny*		54	10	12
Motor Vehicle Theft*		4	2	2
Arson*				
Forgery/Counterfeit		2	2	2
Fraud		7		
Embezzlement				
Stolen Property				
Vandalism		95	10	7
2004 TOTAL		169	26	23
2003 TOTAL		169	26	23
BEHAVIORAL CRIMES				
Weapon Laws		4	2	4
Prostitution				
Drug Laws		14	14	14
Gambling				
Crimes Against Family				
D.U.I.		2	2	2
Liquor Laws		51	49	51
Disorderly Conduct		15	27	15
All Other		14	12	14
Curfew		66	44	50
Runaway Juveniles				
2004 TOTAL		166	150	150
2003 TOTAL		166	150	150
GRAND TOTAL				
		366	199	196
* Index Total		70	18	18
Traffic Crime				
Fish and Game Laws				
Marine Violations				

Did not report in 2004. 2003 data repeated for continuity.

Population 2004	Morrow County - O.L.C.C.*			Morrow County - O.S.P.			Morrow County Totals 11,750		
	Offenses	Arrests	Cleared	Offenses	Arrests	Cleared*	Offenses	Arrests	Cleared
CRIME AGAINST PERSON									
Willful Murder*							12		8
Neg. Homicide							28	2	6
Forcible Rape*							4	1	4
Other Sex Crimes									
Kidnapping									
Robbery*							57	40	48
Aggravated Assault*							97	50	45
Simple Assault				3	1				
2004 TOTAL				3	1		198	93	111
2003 TOTAL				4	3		185	104	103
CRIME AGAINST PROPERTY									
Burglary*				2			85	2	
Larceny*				1			243	10	16
Motor Vehicle Theft*				1			17	2	6
Arson*									
Forgery/Counterfeit							6	2	2
Fraud							15		
Embezzlement									
Stolen Property				1			1		
Vandalism				1	2		216	28	23
2004 TOTAL				6	2		583	44	47
2003 TOTAL				6	3		604	76	71
BEHAVIORAL CRIMES									
Weapon Laws				3	2		23	8	16
Prostitution									
Drug Laws				6	5		44	39	34
Gambling									
Crimes Against Family				3			5	2	2
D.U.I.				1	1		80	78	79
Liquor Laws		3	3	1	3		27	34	22
Disorderly Conduct							30	28	30
All Other		2	2	5	2		313	82	96
Curfew							20	20	20
Runaway Juveniles									
2004 TOTAL		5	5	19	13		542	291	299
2003 TOTAL		8	8	27	21		617	416	385
GRAND TOTAL		5	5	28	16		1,323	428	457
* Index Total				4			414	54	78
Traffic Crime				4	4		36	28	32
Fish and Game Laws				65	65		65	65	
Marine Violations									

*Based on 7 months' data.

*Not available

Population 2004	Multnomah County Sheriff 17,510			Fairview PD 9,250			Gresham PD 94,250		
	Offenses	Arrests	Cleared	Offenses	Arrests	Cleared	Offenses	Arrests	Cleared
CRIME AGAINST PERSON									
Willful Murder*	1		1	1			2	2	4
Neg. Homicide								1	1
Forcible Rape*	6	1	1		1		73	6	21
Other Sex Crimes	47	5	8	13	2	4	155	21	33
Kidnapping	1		1	2		1	4		
Robbery*	10	6	4	5	2	2	110	43	44
Aggravated Assault*	50	20	32	7	10	3	269	148	158
Simple Assault	181	151	100	68	39	41	769	399	430
2004 TOTAL	296	183	147	96	54	51	1,382	620	691
2003 TOTAL	293	222	165	79	48	45	1,483	582	702
CRIME AGAINST PROPERTY									
Burglary*	162	11	11	62	7	6	1,030	96	128
Larceny*	758	183	163	265	23	20	3,401	398	307
Motor Vehicle Theft*	117	29	14	50	2	2	1,258	168	189
Arson*	8	3	1	7	2	2	59	17	11
Forgery/Counterfeit	73	15	21	16	4	8	230	58	71
Fraud	139	11	19	54	6	9	530	40	76
Embezzlement	1		1				20	5	12
Stolen Property	8	2	6		2		4	5	3
Vandalism	178	15	25	77	12	10	792	124	81
2004 TOTAL	1,444	269	261	531	58	57	7,324	911	878
2003 TOTAL	1,556	276	245	598	32	39	7,956	949	935
BEHAVIORAL CRIMES									
Weapon Laws	52	32	36	5	1	3	61	59	52
Prostitution	4	2	2				4	5	4
Drug Laws	535	286	419	24	15	20	263	286	247
Gambling									
Crimes Against Family	16		7	3	1	3	62	7	19
D.U.I.	403	366	403	32	31	32	433	358	433
Liquor Laws	80	42	76	6		5	91	136	90
Disorderly Conduct	40	25	26	7		3	339	247	188
All Other	429	91	229	62	7	34	220	100	113
Curfew	4		4				87	71	87
Runaway Juveniles	73	23	56	49	14	41	414	110	408
2004 TOTAL	1,636	867	1,258	188	69	141	1,974	1,379	1,641
2003 TOTAL	1,320	824	1,062	188	88	133	2,133	1,503	1,735
GRAND TOTAL	3,376	1,319	1,666	815	181	249	10,680	2,910	3,210
* Index Total	1,112	253	227	397	47	35	6,202	878	862
Traffic Crime	840	583	840	92	69	92	496	219	496
Fish and Game Laws									
Marine Violations							13		13

Population 2004	Multnomah County - O.L.C.C.			Multnomah County - O.S.P.			Multnomah County Totals 685,950		
	Offenses	Arrests	Cleared	Offenses	Arrests	Cleared*	Offenses	Arrests	Cleared
CRIME AGAINST PERSON									
Willful Murder*							39	71	18
Neg. Homicide								4	4
Forcible Rape*				3			398	83	63
Other Sex Crimes				14	6		891	209	187
Kidnapping				1			171	6	62
Robbery*							1,429	598	358
Aggravated Assault*				6	6		2,747	833	1,166
Simple Assault				6	3		6,259	5,950	2,982
2004 TOTAL				30	15		11,934	7,754	4,840
2003 TOTAL				26	10		12,288	4,979	4,144
CRIME AGAINST PROPERTY									
Burglary*							8,619	839	612
Larceny*				23	8		33,716	8,794	5,117
Motor Vehicle Theft*				11	1		7,582	1,309	677
Arson*				3	2		446	82	57
Forgery/Counterfeit				22	6		3,078	852	725
Fraud				14	4		3,980	458	615
Embezzlement							298	10	105
Stolen Property				1	1		129	62	101
Vandalism				10	6		7,779	984	751
2004 TOTAL				84	28		65,627	13,390	8,760
2003 TOTAL				66	32		67,643	9,670	8,293
BEHAVIORAL CRIMES									
Weapon Laws				8	9		755	766	635
Prostitution				1			481	749	415
Drug Laws				73	73		5,383	6,751	4,608
Gambling				2	1		4	3	3
Crimes Against Family				34	37		243	75	89
D.U.I.				236	236		4,171	3,764	3,935
Liquor Laws	203	55	203	10	13		2,226	2,863	2,039
Disorderly Conduct	2		2	5	4		5,287	1,894	2,717
All Other	99	118	99	90	51		8,517	5,654	5,974
Curfew				5	8		952	760	947
Runaway Juveniles				2	1		2,885	728	2,754
2004 TOTAL	304	173	304	466	433		30,904	24,007	24,116
2003 TOTAL	220	109	219	591	563		29,019	14,820	16,250
GRAND TOTAL	304	173	304	580	476		108,465	45,151	37,716
* Index Total				46	17		54,976	12,609	8,068
Traffic Crime				107	107		7,993	3,833	7,886
Fish and Game Laws				267	267		267	267	
Marine Violations				11	11		24	11	13

*Based on 7 months' data.

*Not available

Population 2004	Polk County Sheriff 15,880			Dallas PD 13,500		
	Offenses	Arrests	Cleared	Offenses	Arrests	Cleared
CRIME AGAINST PERSON						
Willful Murder*						
Neg. Homicide		1				
Forcible Rape*	3	1	2	4		
Other Sex Crimes	47	7	10	37	4	12
Kidnapping	3	1	3	1		1
Robbery*	2	1	1	4	3	3
Aggravated Assault*	25	14	19	13	6	11
Simple Assault	112	62	72	106	58	62
2004 TOTAL	192	87	107	165	71	89
2003 TOTAL	133	44	78	168	85	124
CRIME AGAINST PROPERTY						
Burglary*	108	3	8	93	14	19
Larceny*	187	30	25	327	90	72
Motor Vehicle Theft*	29	5	5	23	4	4
Arson*	3			4	2	1
Forgery/Counterfeit	32	4	10	19	5	10
Fraud	85	17	24	63	11	24
Embezzlement						
Stolen Property	8	1	4	4	1	4
Vandalism	92	14	15	181	31	29
2004 TOTAL	544	74	91	714	158	163
2003 TOTAL	678	79	127	703	124	155
BEHAVIORAL CRIMES						
Weapon Laws	18	9	16	5	5	5
Prostitution						
Drug Laws	114	97	91	66	71	63
Gambling						
Crimes Against Family	16	6	6	6	1	2
D.U.I.	168	154	167	66	61	65
Liquor Laws	28	42	26	45	67	45
Disorderly Conduct	59	31	48	73	51	61
All Other	553	299	283	212	105	129
Curfew	2		1	18	14	17
Runaway Juveniles	31		2	77	19	21
2004 TOTAL	989	638	640	568	394	408
2003 TOTAL	1,107	435	404	761	464	423
GRAND TOTAL	1,725	799	838	1,447	623	660
* Index Total	357	54	60	468	119	110
Traffic Crime	138	80	112	104	60	78
Fish and Game Laws						
Marine Violations	1	2	1	1		

Population 2004	Polk County - O.L.C.C.*			Polk County - O.S.P.			Polk County Totals 64,950		
	Offenses	Arrests	Cleared	Offenses	Arrests	Cleared*	Offenses	Arrests	Cleared
CRIME AGAINST PERSON									
Willful Murder*								1	
Neg. Homicide							32	4	8
Forcible Rape*				1			212	44	66
Other Sex Crimes							10	1	8
Kidnapping							31	13	15
Robbery*				1			148	97	123
Aggravated Assault*				1	1		534	325	363
Simple Assault							967	485	583
2004 TOTAL				4	1		589	267	416
2003 TOTAL				5	2				
CRIME AGAINST PROPERTY									
Burglary*							493	64	75
Larceny*				2			2,039	425	376
Motor Vehicle Theft*				1	3		229	53	38
Arson*							20	8	7
Forgery/Counterfeit				2			132	21	57
Fraud							387	91	142
Embezzlement									
Stolen Property				1			46	14	33
Vandalism				1			798	118	114
2004 TOTAL				7	3		4,144	794	842
2003 TOTAL				2	5		3,061	431	685
BEHAVIORAL CRIMES									
Weapon Laws				1	1		72	36	66
Prostitution							4	3	4
Drug Laws				12	16		577	572	513
Gambling									
Crimes Against Family				1			71	32	47
D.U.I.I				28	28		504	463	473
Liquor Laws		17	17	2	2		440	581	418
Disorderly Conduct							442	235	345
All Other				7	7		1,960	965	1,038
Curfew							86	70	71
Runaway Juveniles							307	120	137
2004 TOTAL		17	17	51	54		4,463	3,077	3,112
2003 TOTAL		9	9	50	59		3,760	2,013	2,225
GRAND TOTAL		17	17	62	58		9,574	4,356	4,537
* Index Total				5	3		2,992	664	642
Traffic Crime				17	17		702	324	457
Fish and Game Laws				30	30		30	30	
Marine Violations				1	1		5	3	1

*Based on 7 months' data.

*Not available

Population 2004	Sherman County Sheriff 1,900			Sherman County - O.L.C.C.			Sherman County - O.S.P.			Sherman County Totals 1,900		
	Offenses	Arrests	Cleared	Offenses	Arrests	Cleared	Offenses	Arrests	Cleared*	Offenses	Arrests	Cleared
CRIME AGAINST PERSON												
Willful Murder*	1	1	1							1	1	1
Neg. Homicide												
Forcible Rape*	1		1							1		1
Other Sex Crimes	1		1				2			3		1
Kidnapping												
Robbery*												
Aggravated Assault*	1	1	1							1	1	1
Simple Assault	11	12	10				3	3		14	15	10
2004 TOTAL	15	14	14				5	3		20	17	14
2003 TOTAL	13	9	9				7	6		20	15	9
CRIME AGAINST PROPERTY												
Burglary*	6	2	2							6	2	2
Larceny*	21	8	5				3	1		24	9	5
Motor Vehicle Theft*	1	1					2	1		3	2	
Arson*	1	2	1							1	2	1
Forgery/Counterfeit	1									1		
Fraud	4		1							4		1
Embezzlement	1	1	1							1	1	1
Stolen Property												
Vandalism	25	2	4				1	1		26	3	4
2004 TOTAL	60	16	14				6	3		66	19	14
2003 TOTAL	48	19	18				8	3		56	22	18
BEHAVIORAL CRIMES												
Weapon Laws	2	2	2							2	2	2
Prostitution												
Drug Laws	11	7	9				10	11		21	18	9
Gambling												
Crimes Against Family	1	1	1				1	1		2	2	1
D.U.I.	9	9	9				12	12		21	21	9
Liquor Laws	2	3	2				1	1		3	4	2
Disorderly Conduct	6	3	4				3	3		9	6	4
All Other	52	29	31				5	4		57	33	31
Curfew												
Runaway Juveniles	1	1	1							1	1	1
2004 TOTAL	84	55	59				32	32		116	87	59
2003 TOTAL	28	15	17	4	1	4	51	55		83	71	21
GRAND TOTAL	159	85	87				43	38		202	123	87
* Index Total	32	15	11				5	2		37	17	11
Traffic Crime	21	19	21				10	10		31	29	21
Fish and Game Laws							19	19		19	19	
Marine Violations							4	4		4	4	

*Not available

	Tillamook PD 4,350			Tillamook County - O.L.C.C.*			Tillamook County - O.S.P.			Tillamook County Totals 24,110		
	Offenses	Arrests	Cleared	Offenses	Arrests	Cleared	Offenses	Arrests	Cleared*	Offenses	Arrests	Cleared
Population 2004												
CRIME AGAINST PERSON												
Willful Murder*												
Neg. Homicide												
Forcible Rape*							1	1		4	1	1
Other Sex Crimes	21	7	9				1	1		63	8	10
Kidnapping	3	2	3							4	2	4
Robbery*	2									3		
Aggravated Assault*	3		1				1	1		14	5	5
Simple Assault	19	2	6				10	8		82	24	29
2004 TOTAL	48	11	19				13	11		170	40	49
2003 TOTAL	31	23	22				23	18		214	132	119
CRIME AGAINST PROPERTY												
Burglary*	38	5	8				4			126	19	22
Larceny*	229	13	19				11	6		777	38	52
Motor Vehicle Theft*	20	2	3				2			66	5	7
Arson*	2		2				2	2		8	4	3
Forgery/Counterfeit	8	1	1				3	2		25	3	4
Fraud	56	10	12							119	17	20
Embezzlement												
Stolen Property	2	1	1							2	1	1
Vandalism	158	5	10				7	6		394	27	33
2004 TOTAL	513	37	56				29	16		1,517	114	142
2003 TOTAL	537	76	65				23	6		1,343	201	165
BEHAVIORAL CRIMES												
Weapon Laws	7	3	5				4	5		20	12	9
Prostitution												
Drug Laws	47	21	35				47	68		172	122	82
Gambling												
Crimes Against Family	8	6	5				9	9		24	15	6
D.U.I.	25	16	23				24	24		152	108	101
Liquor Laws	22	1	5	10	2	10	24	53		211	192	84
Disorderly Conduct	42	22	32							113	52	79
All Other	424	116	159	2		2	19	12		966	293	368
Curfew	2		1							7	1	3
Runaway Juveniles	18		3							35	4	8
2004 TOTAL	595	185	268	12	2	12	127	171		1,700	799	740
2003 TOTAL	313	216	211	7	3	7	166	190		1,066	949	623
GRAND TOTAL	1,156	233	343	12	2	12	169	198		3,387	953	931
* Index Total	294	20	33				21	10		998	72	90
Traffic Crime	83	6	11				24	24		182	47	43
Fish and Game Laws							371	371		371	371	
Marine Violations										2		

*Based on 7 months' data.

*Not available

Population 2004	Stanfield PD*		
	1,980		
	Offenses	Arrests	Cleared
CRIME AGAINST PERSON			
Willful Murder*			
Neg. Homicide			
Forcible Rape*			
Other Sex Crimes	6	1	
Kidnapping			
Robbery*	1		
Aggravated Assault*			
Simple Assault	6	5	
2004 TOTAL	13	6	
2003 TOTAL	13	6	
CRIME AGAINST PROPERTY			
Burglary*	24	2	
Larceny*	41	4	1
Motor Vehicle Theft*	8	2	5
Arson*			
Forgery/Counterfeit			
Fraud	7		1
Embezzlement			
Stolen Property			
Vandalism	17	3	
2004 TOTAL	97	11	7
2003 TOTAL	97	11	7
BEHAVIORAL CRIMES			
Weapon Laws		1	
Prostitution			
Drug Laws	9	24	
Gambling			
Crimes Against Family	2	1	
D.U.I.	15	15	15
Liquor Laws			
Disorderly Conduct	2	2	
All Other	6	11	
Curfew			
Runaway Juveniles	1		
2004 TOTAL	35	54	15
2003 TOTAL	35	54	15
GRAND TOTAL	145	71	22
* Index Total	74	8	6
Traffic Crime	18	14	18
Fish and Game Laws			
Marine Violations			

Umatilla PD		
6,270		
Offenses	Arrests	Cleared
1		
1	1	
4	2	
8	11	
14	14	
35	17	2
48	1	
47	1	
16	3	
1		
1		
29	4	
11	2	
60		
212	11	
162	17	
	5	
23	34	
18	6	
54	54	54
2	3	
	1	
26	10	
7	1	
130	114	54
213	157	88
356	139	54
117	8	
19	18	19

Weston PD		
720		
Offenses	Arrests	Cleared
1		
	10	10
11	10	10
15	11	13
13	4	3
32	4	7
5	1	2
1	1	1
1	1	1
2	2	1
27	2	2
81	15	17
63	5	8
1		
1	1	1
3		2
1	1	1
8	3	6
30	7	13
2	1	2
1		1
47	13	26
50	23	31
139	38	53
51	10	13

*Did not report in 2003 or 2004
2002 data repeated for continuity.

Population		Umatilla County - O.L.C.C.*		
2004		Offenses	Arrests	Cleared
CRIME AGAINST PERSON				
Willful Murder*				
Neg. Homicide				
Forcible Rape*				
Other Sex Crimes				
Kidnapping				
Robbery*				
Aggravated Assault*				
Simple Assault				
2004 TOTAL				
2003 TOTAL				
CRIME AGAINST PROPERTY				
Burglary*				
Larceny*				
Motor Vehicle Theft*				
Arson*				
Forgery/Counterfeit				
Fraud				
Embezzlement				
Stolen Property				
Vandalism				
2004 TOTAL				
2003 TOTAL				
BEHAVIORAL CRIMES				
Weapon Laws				
Prostitution				
Drug Laws				
Gambling				
Crimes Against Family				
D.U.I.I				
Liquor Laws	8	2		8
Disorderly Conduct				
All Other				
Curfew				
Runaway Juveniles				
2004 TOTAL	8	2		8
2003 TOTAL	120	80		120
GRAND TOTAL				
	8	2		8
* Index Total				
Traffic Crime				
Fish and Game Laws				
Marine Violations				

*Based on 7 months' data.

Umatilla County - O.S.P.		
Offenses	Arrests	Cleared*
1		
1		
11	1	
1	1	
19	4	
38	20	
71	26	
101	30	
3	5	
11	8	
6	9	
3	3	
10	17	
1	2	
8	16	
11	8	
53	68	
49	61	
30	46	
139	195	
19	44	
172	172	
10	15	
10	11	
62	60	
442	543	
642	786	
566	637	
44	29	
127	127	
142	142	
10	10	

*Not available

Umatilla County Totals 72,250		
Offenses	Arrests	Cleared
3	2	2
14		
115	21	15
13	9	5
29	16	7
44	20	13
469	380	255
687	448	297
693	435	320
582	89	40
1,584	359	145
206	46	29
13	4	1
115	45	4
166	19	10
9		
19	20	
1,210	175	117
3,904	757	346
4,037	797	329
67	105	31
1	1	
448	817	218
71	67	18
723	698	551
242	499	223
290	222	202
998	1,293	550
249	183	249
180	10	73
3,269	3,895	2,115
3,304	3,952	1,879
7,860	5,100	2,758
2,475	536	237
464	315	337
143	143	1
10	10	

Population 2004	Union County - O.L.C.C.*			Union County - O.S.P.			Union County Totals 24,850		
	Offenses	Arrests	Cleared	Offenses	Arrests	Cleared*	Offenses	Arrests	Cleared
CRIME AGAINST PERSON									
Willful Murder*							2	1	2
Neg. Homicide							1	1	1
Forcible Rape*				1	2		7	4	3
Other Sex Crimes				12	8		52	27	27
Kidnapping							2		1
Robbery*							5	6	3
Aggravated Assault*				4	6		21	22	14
Simple Assault				13	11		153	117	115
2004 TOTAL				30	27		243	178	166
2003 TOTAL				38	32		193	148	118
CRIME AGAINST PROPERTY									
Burglary*				2			175	33	33
Larceny*				11	4		485	135	125
Motor Vehicle Theft*				2			52	16	19
Arson*				2	2		12	5	2
Forgery/Counterfeit				4	4		41	17	16
Fraud				1	2		98	22	39
Embezzlement									
Stolen Property							10	7	10
Vandalism				3	5		286	52	65
2004 TOTAL				25	17		1,159	287	309
2003 TOTAL				30	25		933	234	247
BEHAVIORAL CRIMES									
Weapon Laws				13	18		38	33	22
Prostitution							1	1	1
Drug Laws				90	122		278	329	183
Gambling									
Crimes Against Family				5	6		13	9	6
D.U.I.				103	103		226	201	123
Liquor Laws		7	3	39	60	7	172	206	131
Disorderly Conduct				5	6		89	74	81
All Other				25	25		503	243	389
Curfew							3	1	3
Runaway Juveniles							28	6	28
2004 TOTAL		7	3	280	340	7	1,351	1,103	967
2003 TOTAL		9	1	238	324	9	1,102	1,046	802
GRAND TOTAL		7	3	335	384	7	2,753	1,568	1,442
* Index Total				22	14		759	222	201
Traffic Crime				53	53		167	111	113
Fish and Game Laws				85	85		86	86	1
Marine Violations				3	3		3	3	

*Based on 7 months' data.

*Not available

Population 2004	Wallowa County Sheriff 5,210			Enterprise PD 1,940			Wallowa County - O.L.C.C.		
	Offenses	Arrests	Cleared	Offenses	Arrests	Cleared	Offenses	Arrests	Cleared
CRIME AGAINST PERSON									
Willful Murder*									
Neg. Homicide									
Forcible Rape*									
Other Sex Crimes	9	1	4	6	3	3			
Kidnapping									
Robbery*									
Aggravated Assault*	3	3	3	1	1	1			
Simple Assault	15	7	11	5	5	4			
2004 TOTAL	27	11	18	12	9	8			
2003 TOTAL	31	16	19	9	8	7			
CRIME AGAINST PROPERTY									
Burglary*	18	4	9	3		1			
Larceny*	34	6	6	20	5	3			
Motor Vehicle Theft*	2		1	1		1			
Arson*	1		1						
Forgery/Counterfeit	1		1	3	1	2			
Fraud	14	2	4						
Embezzlement									
Stolen Property									
Vandalism	24	9	5	16		3			
2004 TOTAL	94	21	27	43	6	10			
2003 TOTAL	112	20	17	63	16	13			
BEHAVIORAL CRIMES									
Weapon Laws	2	2	2	1					
Prostitution									
Drug Laws	6	10	5	24	28	23			
Gambling									
Crimes Against Family	2		1						
D.U.I.	16	13	16	17	17	17			
Liquor Laws	23	31	23	17	21	11			
Disorderly Conduct	3	3	3	3	1	2			
All Other	87	24	61	14	9	11			
Curfew				9	3	9			
Runaway Juveniles	2		2	1					
2004 TOTAL	141	83	113	86	79	73			
2003 TOTAL	199	113	169	65	56	47			
GRAND TOTAL	262	115	158	141	94	91			
* Index Total	58	13	20	25	6	6			
Traffic Crime	9	7	9	7	6	7			
Fish and Game Laws									
Marine Violations									
							3	3	3

	Wallowa County - O.S.P.			Wallowa County Totals 7,150		
	Offenses	Arrests	Cleared*	Offenses	Arrests	Cleared
Population						
2004						
CRIME AGAINST PERSON						
Willful Murder*						
Neg. Homicide						
Forcible Rape*						
Other Sex Crimes	2			17	4	7
Kidnapping						
Robbery*						
Aggravated Assault*	1	2		5	6	4
Simple Assault	1			21	12	15
2004 TOTAL	4	2		43	22	26
2003 TOTAL	3	3		43	27	26
CRIME AGAINST PROPERTY						
Burglary*				21	4	10
Larceny*	2	1		56	12	9
Motor Vehicle Theft*	1	2		4	2	2
Arson*	2	1		3	1	1
Forgery/Counterfeit				4	1	3
Fraud	2			16	2	4
Embezzlement						
Stolen Property	1	2		1	2	
Vandalism	1	2		41	11	8
2004 TOTAL	9	8		146	35	37
2003 TOTAL	3	2		178	38	30
BEHAVIORAL CRIMES						
Weapon Laws	7	7		10	9	2
Prostitution						
Drug Laws	35	42		65	80	28
Gambling						
Crimes Against Family	1	1		3	1	1
D.U.I.	25	25		58	55	33
Liquor Laws	18	30		58	82	34
Disorderly Conduct	3	5		9	9	5
All Other	13	10		114	43	72
Curfew				9	3	9
Runaway Juveniles				3		2
2004 TOTAL	102	120		329	282	186
2003 TOTAL	95	138		362	310	219
GRAND TOTAL	115	130		518	339	249
* Index Total	6	6		89	25	26
Traffic Crime	5	5		21	18	16
Fish and Game Laws	177	177		177	177	
Marine Violations	18	18		18	18	

*Not available

Population 2004	Wasco County Sheriff 11,490			The Dalles PD 12,410			Wasco County - O.L.C.C.*		
	Offenses	Arrests	Cleared	Offenses	Arrests	Cleared*	Offenses	Arrests	Cleared
CRIME AGAINST PERSON									
Willful Murder*									
Neg. Homicide									
Forcible Rape*	1			5	1	1			
Other Sex Crimes	14	3	12	29	15	13			
Kidnapping	1	1	1						
Robbery*	1	1	1	1	1				
Aggravated Assault*	11	8	11	16	12	12			
Simple Assault	52	39	46	71	41	43			
2004 TOTAL	80	52	71	122	70	69			
2003 TOTAL	111	55	86	158	81	88			
CRIME AGAINST PROPERTY									
Burglary*	69	4	5	176	27	23			
Larceny*	173	17	27	605	115	116			
Motor Vehicle Theft*	13	2	7	45	12	12			
Arson*				5	1	1			
Forgery/Counterfeit	10	2	5	26	9	11			
Fraud	1			69	12	17			
Embezzlement									
Stolen Property									
Vandalism		5	22						
2004 TOTAL	356	30	66	1,138	208	215			
2003 TOTAL	445	62	134	1,206	195	230			
BEHAVIORAL CRIMES									
Weapon Laws	3	3	3	6	8	5			
Prostitution									
Drug Laws	29	38	29	109	136	96			
Gambling									
Crimes Against Family	5	1	4	12	1	3			
D.U.I.	30	30	30	94	86	94			
Liquor Laws	16	28	16	67	125	65	12	7	12
Disorderly Conduct	24	16	22	137	116	98			
All Other	264	51	248	221	154	150	2		2
Curfew	1	1	1	77	63	77			
Runaway Juveniles	26	9	17	70	30	57			
2004 TOTAL	398	177	370	793	719	645	14	7	14
2003 TOTAL	505	223	411	715	577	548	1		1
GRAND TOTAL	834	259	507	2,053	997	929	14	7	14
* Index Total	268	32	51	853	169	165			
Traffic Crime	31	25	31	221	167	221			
Fish and Game Laws									
Marine Violations									

*Based on 7 months' data.

Population 2004	Wasco County - O.S.P.			Wasco County Totals 23,900		
	Offenses	Arrests	Cleared*	Offenses	Arrests	Cleared
CRIME AGAINST PERSON						
Willful Murder*						
Neg. Homicide						
Forcible Rape*	1			7	1	1
Other Sex Crimes	4	1		47	19	25
Kidnapping	1	1		2	2	1
Robbery*				2	2	1
Aggravated Assault*	4	2		31	22	23
Simple Assault	10	1		133	81	89
2004 TOTAL	20	5		222	127	140
2003 TOTAL	23	8		292	144	174
CRIME AGAINST PROPERTY						
Burglary*	2	1		247	32	28
Larceny*	9	3		787	135	143
Motor Vehicle Theft*	1			59	14	19
Arson*	2	3		7	4	1
Forgery/Counterfeit	2	3		38	14	16
Fraud	1	1		71	13	17
Embezzlement						
Stolen Property	1	1		1	1	
Vandalism	5	1		307	38	57
2004 TOTAL	23	13		1,517	251	281
2003 TOTAL	16	23		1,667	280	364
BEHAVIORAL CRIMES						
Weapon Laws	1	2		10	13	8
Prostitution						
Drug Laws	52	64		190	238	125
Gambling						
Crimes Against Family	3	1		20	3	7
D.U.I.	32	32		156	148	124
Liquor Laws	6	12		101	172	93
Disorderly Conduct	5	2		166	134	120
All Other	34	20		521	225	400
Curfew				78	64	78
Runaway Juveniles	1			97	39	74
2004 TOTAL	134	133		1,339	1,036	1,029
2003 TOTAL	198	218		1,419	1,018	960
GRAND TOTAL	177	151		3,078	1,414	1,450
* Index Total	19	9		1,140	210	216
Traffic Crime	27	27		279	219	252
Fish and Game Laws	109	109		109	109	
Marine Violations	10	10		10	10	

*Not available

Population 2004	Washington County Sheriff 201,980			Banks PD* 1,430			Beaverton PD 79,350			Cornelius PD 10,150		
	Offenses	Arrests	Cleared	Offenses	Arrests	Cleared	Offenses	Arrests	Cleared	Offenses	Arrests	Cleared
CRIME AGAINST PERSON												
Willful Murder*	3	5	3				2	3	2			
Neg. Homicide										3		
Forcible Rape*	44	48	21				33	11	15			
Other Sex Crime	288	56	157	4			93	21	34	22	4	4
Kidnapping	21	2	16				15		6	1		1
Robbery*	46	40	28				45	35	27	2	1	1
Aggravated Assault*	90	135	77	4	4		108	54	85	13	11	9
Simple Assault	650	778	562	8	8		307	319	225	42	55	32
2004 TOTAL	1,142	1,064	864	16	12		603	443	394	83	71	47
2003 TOTAL	1,154	1,113	832	16	12		571	447	376	108	76	71
CRIME AGAINST PROPERTY												
Burglary*	813	106	105	12	4		411	50	29	47	10	7
Larceny*	3,407	436	451	44			2,284	632	503	214	32	29
Motor Vehicle Theft*	501	66	90				328	30	30	52	6	10
Arson*	16	10	6				28	14	13			
Forgery/Counterfeit	396	101	85				296	103	140	18	9	5
Fraud	681	62	102	4			249	85	102	31	2	5
Embezzlement	11		10				27		16	4	1	3
Stolen Property	9	7	8				49	23	44	2		
Vandalism	1,393	154	325	4			599	93	108	116	16	17
2004 TOTAL	7,227	942	1,182	64	4		4,271	1,030	985	484	76	76
2003 TOTAL	7,550	944	1,089	64	4		4,618	954	902	567	97	68
BEHAVIORAL CRIMES												
Weapon Laws	120	67	108				66	44	60	7	3	7
Prostitution	3	2	1				24	24	24	1	4	1
Drug Laws	554	387	504				340	270	329	60	43	57
Gambling	1		1									
Crimes Against Family	61	15	48				31	24	23	4	2	3
D.U.I.	1,007	887	1,007				525	477	525	79	69	79
Liquor Laws	184	246	179	4			117	124	103	35	42	33
Disorderly Conduct	1,357	146	1,026	8	4		390	189	327	67	28	57
All Other	776	322	497	40	16		301	221	218	38	24	31
Curfew	98	82	98				69	44	69	20	10	20
Runaway Juveniles	543	47	550				183	75	170	139	8	125
2004 TOTAL	4,704	2,201	4,019	52	20		2,046	1,492	1,848	450	233	413
2003 TOTAL	4,291	2,065	3,585	52	20		1,966	1,376	1,763	390	269	359
GRAND TOTAL	13,073	4,207	6,065	132	36		6,920	2,965	3,227	1,017	380	536
* Index Total	4,920	846	781	60	8		3,239	829	704	331	60	56
Traffic Crime	797	377	797				567	288	567	85	44	85
Fish and Game Laws												
Marine Violations												

Did not report in 2004. 2003 data repeated for continuity.

	Population			Forest Grove PD			Gaston PD*			Hillsboro PD			King City PD					
	2004	19,200		Offenses	Arrests	Cleared	620	Offenses	Arrests	Cleared	79,940	Offenses	Arrests	Cleared*	2,100	Offenses	Arrests	Cleared
CRIME AGAINST PERSON																		
Willful Murder*				2	2	2					2	2						
Neg. Homicide																		
Forcible Rape*				6		1					40	4	9					
Other Sex Crimes				40	6	19					98	25	45					
Kidnapping				3	2	2					36		22					
Robbery*				7	3	3					67	39	33		1			
Aggravated Assault*				25	13	12					58	62	43					
Simple Assault				57	45	50		2	3		614	493	461		1	1		
2004 TOTAL				140	71	89		2	3		915	625	613		2	1		
2003 TOTAL				151	77	96		2	3		940	540	641		2	1		
CRIME AGAINST PROPERTY																		
Burglary*				167	22	16		6			451	42	44		9			
Larceny*				669	107	120		32	3	4	3,084	660	577		48	3		
Motor Vehicle Theft*				60	15	9		6	3	2	366	38	29		3	2		
Arson*				5	2	3					12	13	3					
Forgery/Counterfeit				33	10	13					304	78	92		7	7		
Fraud				29	2	8		2			358	53	92		18	5		
Embezzlement											2		2					
Stolen Property				3		2					3	17	3			3		
Vandalism				299	39	55		5			862	77	133		18	1		
2004 TOTAL				1,265	197	226		51	6	6	5,442	978	975		103	21		
2003 TOTAL				1,395	227	255		51	6	6	5,366	783	1,068		93	19		
BEHAVIORAL CRIMES																		
Weapon Laws				28	13	26					83	38	69		2	3		
Prostitution				2							7	4	5					
Drug Laws				60	33	51		3			381	253	371		7	14		
Gambling																		
Crimes Against Family				40	24	29		1			18	8	9		4	2		
D.U.I.				118	116	118		3	3	3	399	345	399		7	7		7
Liquor Laws				63	98	62		2	1		142	166	140		3	5		
Disorderly Conduct				142	95	124			1		372	175	308		3	4		
All Other				83	37	59		3	3		361	222	242		2	1		
Curfew				33	29	33					34	19	34		1			1
Runaway Juveniles				79	39	73		2			241	106	75		2			
2004 TOTAL				648	484	575		14	8	3	2,038	1,336	1,652		31	36		8
2003 TOTAL				582	391	492		14	8	3	2,155	1,079	1,765		7	11		1
GRAND TOTAL				2,053	752	890		67	17	9	8,395	2,939	3,240		136	58		8
* Index Total				941	164	166		44	6	6	4,080	860	738		61	5		
Traffic Crime				56	37	56		1	1	1	863	586	863		25	22		25
Fish and Game Laws																		
Marine Violations																		

*Did not report in 2003 & 2004.
2002 data repeated for continuity.

Population 2004		Washington County - O.L.C.C.		
		Offenses	Arrests	Cleared
CRIME AGAINST PERSON				
Willful Murder*				
Neg. Homicide				
Forcible Rape*				
Other Sex Crimes				
Kidnapping				
Robbery*				
Aggravated Assault*				
Simple Assault				
2004 TOTAL				
2003 TOTAL				
CRIME AGAINST PROPERTY				
Burglary*				
Larceny*				
Motor Vehicle Theft*				
Arson*				
Forgery/Counterfeit				
Fraud				
Embezzlement				
Stolen Property				
Vandalism				
2004 TOTAL				
2003 TOTAL				
BEHAVIORAL CRIMES				
Weapon Laws				
Prostitution				
Drug Laws				
Gambling				
Crimes Against Family				
D.U.I.		110	110	
Liquor Laws		180	21	180
Disorderly Conduct				
All Other		30	6	30
Curfew				
Runaway Juveniles				
2004 TOTAL		210	27	210
2003 TOTAL		70	22	69
GRAND TOTAL		210	27	210
* Index Total				
Traffic Crime				
Fish and Game Laws				
Marine Violations				

*Based on 7 months' data.

Washington County - O.S.P.		
Offenses	Arrests	Cleared*
4	1	
2	1	
12	10	
18	12	
15	8	
1		
3	1	
1	1	
2	2	
3	1	
1	1	
11	6	
21	16	
5	6	
24	25	
6	5	
110	110	
8	12	
3	1	
31	26	
187	185	
252	243	
216	203	
7	3	
71	71	
66	66	
2	2	

*Not available

Washington County Totals 480,200		
Offenses	Arrests	Cleared
10	12	7
154	68	51
615	130	281
83	4	49
226	149	114
382	320	282
1,965	1,984	1,544
3,435	2,667	2,328
3,499	2,626	2,376
2,430	301	269
13,013	2,696	2,507
1,604	202	220
80	50	32
1,375	397	454
1,707	247	405
79	1	60
86	68	74
4,150	450	764
24,524	4,412	4,785
24,764	4,086	4,540
350	200	303
41	37	34
1,695	1,212	1,564
1		1
219	103	149
2,624	2,370	2,514
848	820	805
2,720	701	2,143
2,199	1,216	1,454
317	222	317
1,335	311	1,048
12,349	7,192	10,332
11,436	6,598	9,388
40,308	14,271	17,445
17,899	3,798	3,482
2,779	1,621	2,708
66	66	
2	2	

	Wheeler County Sheriff 1,550			Wheeler County - O.L.C.C.*			Wheeler County - O.S.P.			Wheeler County Totals 1,550		
	Offenses	Arrests	Cleared	Offenses	Arrests	Cleared	Offenses	Arrests	Cleared*	Offenses	Arrests	Cleared
Population 2004												
CRIME AGAINST PERSON												
Willful Murder*												
Neg. Homicide												
Forcible Rape*												
Other Sex Crimes	2									2		
Kidnapping												
Robbery*												
Aggravated Assault*												
Simple Assault	7	5								7	5	
2004 TOTAL	9	5								9	5	
2003 TOTAL	6	2					1			7	2	
CRIME AGAINST PROPERTY												
Burglary*	10									10		
Larceny*	15	1								15	1	
Motor Vehicle Theft*	3									3		
Arson*	1									1		
Forgery/Counterfeit												
Fraud	4									4		
Embezzlement												
Stolen Property												
Vandalism	4						1			5		
2004 TOTAL	37	1					1			38	1	
2003 TOTAL	21	3					3			24	3	
BEHAVIORAL CRIMES												
Weapon Laws	5	5					4	4		9	9	
Prostitution												
Drug Laws	4	1					2	2		6	3	
Gambling												
Crimes Against Family		1									1	
D.U.I.I	10	10	9				1	1		11	11	9
Liquor Laws	7	1		3		3				10	1	3
Disorderly Conduct	2	2								2	2	
All Other	72	12	1				2	2		74	14	1
Curfew												
Runaway Juveniles	1									1		
2004 TOTAL	101	32	10	3		3	9	9		113	41	13
2003 TOTAL	79	25	16	3	1	3	8	9		90	35	19
GRAND TOTAL	147	38	10	3		3				160	47	13
* Index Total	29	1								29	1	
Traffic Crime	6	6	6				1	1		7	7	6
Fish and Game Laws	1	1	1				29	29		30	30	1
Marine Violations												

*Based on 7 months' data.

*Not available

Population 2004	Yamhill County Sheriff 33,330			Amity PD 1,480			Carlton PD 1,560			Dundee PD 2,900		
	Offenses	Arrests	Cleared	Offenses	Arrests	Cleared	Offenses	Arrests	Cleared	Offenses	Arrests	Cleared
CRIME AGAINST PERSON												
Willful Murder*												
Neg. Homicide												
Forcible Rape*	18	9	10							1	1	1
Other Sex Crimes	74	25	38	5	3	2	9	2	3			
Kidnapping	9	3	7									
Robbery*	8	3	4									
Aggravated Assault*	39	30	25	1	1	1	1	1	1	1	1	1
Simple Assault	221	115	152	8	6	6	5	5	4	6	3	5
2004 TOTAL	369	185	236	14	10	9	15	8	8	8	5	7
2003 TOTAL	344	197	253	12	7	7	12	10	10	7	7	2
CRIME AGAINST PROPERTY												
Burglary*	231	29	27	15	6	7	8	1	1	7		1
Larceny*	558	69	99	31	10	11	19	5	7	36	6	8
Motor Vehicle Theft*	110	19	21	5		1	1		1	6	3	2
Arson*	7			3	4	1						
Forgery/Counterfeit	28	7	8	1			3	2	2			
Fraud	105	16	29	4			3		1	7	1	3
Embezzlement	1		1									
Stolen Property	15	6	7									
Vandalism	461	52	93	27	3	6	6	1		19	4	5
2004 TOTAL	1,516	198	285	86	23	26	40	9	12	75	14	19
2003 TOTAL	818	164	231	80	28	24	59	8	8	66	9	10
BEHAVIORAL CRIMES												
Weapon Laws	23	8	17	3	1	2	1	1	1	2	1	2
Prostitution												
Drug Laws	131	83	91	5	5	4	17	13	14	10	4	10
Gambling												
Crimes Against Family	44	3	8	1	2	1	3					
D.U.I.	96	83	92	3	3	3	4	4	4	5	5	5
Liquor Laws	66	101	61	2	4	2	12	16	11	2		2
Disorderly Conduct	193	37	93	7	2	4	5	2	3	4	2	3
All Other	829	181	297	20	8	15	23	7	11	21	2	7
Curfew	15	35	15									
Runaway Juveniles	68	1	12	3		3	7			7		2
2004 TOTAL	1,465	532	686	44	25	34	72	43	44	51	14	31
2003 TOTAL	1,239	591	674	30	13	20	33	22	21	66	20	24
GRAND TOTAL	3,350	915	1,207	144	58	69	127	60	64	134	33	57
* Index Total	971	159	186	55	21	21	29	7	10	51	11	13
Traffic Crime	143	56	93	7	5	7	3	2	3	5	1	5
Fish and Game Laws	1											
Marine Violations	3	1	1									

Population 2003	Yamhill County - O.L.C.C.			Yamhill County - O.S.P.			Yamhill County Totals 88,150		
	Offenses	Arrests	Cleared	Offenses	Arrests	Cleared*	Offenses	Arrests	Cleared
CRIME AGAINST PERSON									
Willful Murder*							26	5	8
Neg. Homicide							255	85	139
Forcible Rape*							26	6	16
Other Sex Crimes							16	11	9
Kidnapping							72	54	54
Robbery*				3	2		573	360	437
Aggravated Assault*				8	6		968	521	663
Simple Assault							886	435	505
2003 TOTAL				11	8				
2002 TOTAL				9	9				
CRIME AGAINST PROPERTY									
Burglary*				1			385	100	109
Larceny*				2	3		1,336	331	360
Motor Vehicle Theft*				1			179	29	48
Arson*							29	25	18
Forgery/Counterfeit				3	1		136	37	47
Fraud				1			236	49	71
Embezzlement							8	3	4
Stolen Property				1	1		33	21	21
Vandalism				6	3		732	112	206
2003 TOTAL				15	8		3,074	707	884
2002 TOTAL				15	16		4,391	630	1,040
BEHAVIORAL CRIMES									
Weapon Laws				8	8		78	39	49
Prostitution							1		
Drug Laws				45	60		557	500	439
Gambling									
Crimes Against Family				8	9		161	28	82
D.U.I.I				84	84		597	438	388
Liquor Laws	9		9	11	15		381	570	344
Disorderly Conduct				4	3		482	161	253
All Other				23	27		1,875	611	947
Curfew							114	127	113
Runaway Juveniles							353	32	189
2003 TOTAL	9		9	183	206		4,599	2,506	2,804
2002 TOTAL	49	3	49	198	200		4,359	2,269	2,867
GRAND TOTAL	9		9	209	222		8,641	3,734	4,351
* Index Total				7	5		2,043	555	606
Traffic Crime				65	65	65	740	260	403
Fish and Game Laws				38	38	38	39	38	38
Marine Violations				3	3	3	4	3	3

*Not available

SECTION 9

ABBREVIATED CRIME REPORTING DEFINITIONS

This page is intentionally blank.

CRIMES AGAINST PERSONS

Crimes Against Persons include criminal offenses where the victim is present and the act is violent, threatening or has the potential of being physically harmful.

WILLFUL MURDER and NON-NEGLIGENT MANSLAUGHTER - The willful (non-negligent) killing of one human being by another.

NEGLIGENT HOMICIDE - The killing of another person through gross negligence.

Offenses - Exclude motor vehicle traffic deaths.

Arrests - Include persons arrested for motor vehicle traffic death.

FORCIBLE RAPE - The carnal knowledge of a female, forcibly and against her will.

OTHER SEX CRIMES - Covers offenses such as Statutory Rape, Molest, Indecent Exposure, Sodomy and Other offenses against common decency, moral and the like. (Does not include Forcible Rape, Prostitution and Commercialized Vice).

KIDNAPPING - The substantial interference with another person's liberty without consent or legal authority.

ROBBERY - The taking or attempting to take anything of value from the care, custody or control of a person or persons by force or threat of force or violence or by putting the victim in fear.

AGGRAVATED ASSAULT - An unlawful attack by one person upon another for the purpose of inflicting severe or aggravated bodily injury. Although actual injury is not a requirement, this type of assault usually is accompanied by the use of a weapon or by means likely to produce death or great bodily harm.

SIMPLE ASSAULT - Assaults which are limited to the use of physical force and result in little or no injury to the victim.

CRIMES AGAINST PROPERTY

Crimes Against Property include offenses that involve taking something of value by theft or deception or the destruction of property.

BURGLARY - The unlawful entry of a structure or dwelling with intent to commit a felony or a theft.

LARCENY - The unlawful taking, carrying, leading, or riding away of property from the possession or constructive possession of another.

MOTOR VEHICLE THEFT - The theft or attempted theft of a motor vehicle.

ARSON - Any willful or malicious burning or attempt to burn, with or without intent to defraud, a dwelling house, public building, motor vehicle, or aircraft, personal property of another, etc.

FORGERY - Forgery and counterfeiting are treated as allied offenses. In this classification are placed all offenses dealing with the making, altering, uttering or possessing, with intent to defraud, anything false in the semblance of that which is true.

FRAUD - Fraudulent conversion and obtaining money or property by false pretenses. This includes "identity theft".

EMBEZZLEMENT - Misappropriation or misapplication of money or property entrusted to one's care, custody or control.

STOLEN PROPERTY OFFENSES - Included in this classification are all offenses of buying, receiving and possessing stolen property, as well as all attempts to commit any of these offenses.

VANDALISM - Consists of the willful or malicious destruction, injury, disfigurement or defacement of any public or private property.

BEHAVIORAL CRIMES

Behavioral Crimes include criminal offenses that violate laws relating to personal conduct, responsibility and public order. Although not necessarily violent, or property offenses in themselves, they may often contribute to other criminal acts.

WEAPONS REGULATION LAWS - Carrying possessing, etc.

PROSTITUTION - Included here are the sex offenses of a commercialized nature.

DRUG LAWS - Included are all violations of state and local laws, specifically those relating to the unlawful possession, sales, use, growing and manufacturing of illegal drugs.

GAMBLING - All offenses which relate to promoting, permitting, or engaging in gambling are included in this category.

CRIMES AGAINST FAMILY - Included here are offenses such as abandonment, neglect of children, custodial interference and non-support. (Physical abuse would be reported as an assault).

D. U. I. I. - Driving or operating any vehicle or common carrier while under the influence of liquor or drugs.

LIQUOR LAWS - With the exception of Driving Under the Influence all liquor law violations, state or local, are placed in this classification.

DISORDERLY CONDUCT - In this classification are placed all offenses which constitute a breach of the peace.

ALL OTHER OFFENSES - Except Traffic - Included is every other state or local offense, not listed elsewhere.

JUVENILE CURFEW VIOLATIONS - Local curfew or juvenile loitering ordinances where such laws exist.

RUNAWAY JUVENILES - Runaway juveniles when reported by their parents or guardians.

TRAFFIC CRIMES - Serious traffic offenses which are classified as a misdemeanor or felony as defined by the Oregon Motor Vehicle Code.

FISH and GAME - Sporting, personal use, commercial fishing and game violations.

MARINE VIOLATIONS - Marine boating violations.

This page is intentionally blank.

SECTION 10
DOMESTIC DISTURBANCE REPORTING
JANUARY through DECEMBER 2004

This page is intentionally blank.

DOMESTIC DISTURBANCE REPORTING SUMMARY JANUARY through DECEMBER 2004

ORS 181.550 directs all Oregon law enforcement agencies to report statistics regarding incidents arising out of Domestic Disturbances under ORS 133.055 (2) and 133.310 (3) to the Department of State Police. Reporting was implemented on a quarterly basis beginning with the last quarter of 1994.

In past years domestic disturbance figures were reported only as county summaries. However, the Oregon Uniform Crime Reporting program received numerous requests for a report that would provide figures for each law enforcement agency within the state. In response to those requests, the format for the domestic disturbance report has changed. This newer report format provides data on domestic disturbances for each law enforcement agency in Oregon (within their respective counties) and county and state totals.

This report is formatted to provide data for each quarter of the year and an annual total for each law enforcement agency within the State. **Zeros (0)** for a given quarter (or annual total) **indicate that no offenses were reported to police.** **Blank (empty) lines indicate** that a law enforcement **agency did not report** their domestic disturbance data **to the State Program.**

Notice on abbreviations and definitions:

AGG ASSLT means AGGRAVATED ASSAULT. Injury is serious and/or a weapon was used.

SIMP ASSLT means SIMPLE ASSAULT. Injury is minor and no weapon was involved.

OTH SEX CRIM means OTHER SEX CRIME. Sex crimes other than forcible rape.

DIS COND means DISORDERLY CONDUCT. Creating public disturbance or alarm.

CRIM THREAT means CRIMINAL THREAT. Placing victim in fear of injury by word or action.

ALL OTHER means all other crimes not otherwise specified such as kidnapping or robbery.

RESTRN ORD means RESTRAINING ORDER violation. Offender violated a court order barring him/her from having contact with victim or being in specific locations.

NON-CRIM OFFENSE means NON-CRIMINAL OFFENSE. An incident where police respond to a call of domestic disturbance, but find that no actual crime has been committed and no arrest(s) can be made.

When printing the following pages, it is best to do so on legal size (14" x 8.5") paper.

2004 DOMESTIC DISTURBANCES BY AGENCY*, COUNTY AND STATE

COUNTY	AGENCY	QTR	TOTAL		HOMICIDE		RAPE		AGG. ASSLT		BURGLARY		SIMP ASSLT		VANDALISM		OTH SEX CRIM		DIS.COND		TRESPASS		CRIM THREAT		ALL OTHER		RESTRN. ORD		NON-CRIM	
			OFF.	ARR.	OFF.	ARR.	OFF.	ARR.	OFF.	ARR.	OFF.	ARR.	OFF.	ARR.	OFF.	ARR.	OFF.	ARR.	OFF.	ARR.	OFF.	ARR.	OFF.	ARR.	OFF.	ARR.	OFF.	ARR.	OFF.	
BAKER	BAKER SO	1	0	0																										
BAKER	BAKER SO	2	0	0																										
BAKER	BAKER SO	3	0	0																										
BAKER	BAKER SO	4	0	0																										
AGENCY TOTAL			0	0	0	0	0	0	0	0	0	0	0	0	0	0	0	0	0	0	0	0	0	0	0	0	0	0	0	0
BAKER	BAKER CITY PD	1	0	0																										
BAKER	BAKER CITY PD	2	0	0																										
BAKER	BAKER CITY PD	3	0	0																										
BAKER	BAKER CITY PD	4	0	0																										
AGENCY TOTAL			0	0	0	0	0	0	0	0	0	0	0	0	0	0	0	0	0	0	0	0	0	0	0	0	0	0	0	0
BAKER	OSP BAKER	1	0	0	0	0	0	0	0	0	0	0	0	0	0	0	0	0	0	0	0	0	0	0	0	0	0	0	0	0
BAKER	OSP BAKER	2	0	0	0	0	0	0	0	0	0	0	0	0	0	0	0	0	0	0	0	0	0	0	0	0	0	0	0	2
BAKER	OSP BAKER	3	0	0	0	0	0	0	0	0	0	0	0	0	0	0	0	0	0	0	0	0	0	0	0	0	0	0	0	0
BAKER	OSP BAKER	4	1	1	0	0	0	0	1	1	0	0	0	0	0	0	0	0	0	0	0	0	0	0	0	0	0	0	0	2
AGENCY TOTAL			1	1	0	0	0	0	1	1	0	0	0	0	0	0	0	0	0	0	0	0	0	0	0	0	0	0	0	4
1st QTR COUNTY TOTAL			0	0	0	0	0	0	0	0	0	0	0	0	0	0	0	0	0	0	0	0	0	0	0	0	0	0	0	0
2nd QTR COUNTY TOTAL			0	0	0	0	0	0	0	0	0	0	0	0	0	0	0	0	0	0	0	0	0	0	0	0	0	0	0	2
3rd QTR COUNTY TOTAL			0	0	0	0	0	0	0	0	0	0	0	0	0	0	0	0	0	0	0	0	0	0	0	0	0	0	0	0
4th QTR COUNTY TOTAL			1	1	0	0	0	0	1	1	0	0	0	0	0	0	0	0	0	0	0	0	0	0	0	0	0	0	0	2
BAKER COUNTY GRAND TOTAL			1	1	0	0	0	0	1	1	0	0	0	0	0	0	0	0	0	0	0	0	0	0	0	0	0	0	0	4

*Zeros (0) indicate that no offenses or arrests for a particular crime type were reported to law enforcement.
 Blank lines (no numbers or zeros (0)) indicate that a law enforcement agency did not submit data to the Oregon Uniform Crime Reporting program.

2004 DOMESTIC DISTURBANCES BY AGENCY*, COUNTY AND STATE

COUNTY	AGENCY	QTR	TOTAL		HOMICIDE		RAPE		AGG. ASSLT		BURGLARY		SIMP ASSLT		VANDALISM		OTH SEX CRIM		DIS.COND		TRESPASS		CRIM THREAT		ALL OTHER		RESTRN. ORD		NON-CRIM	
			OFF.	ARR.	OFF.	ARR.	OFF.	ARR.	OFF.	ARR.	OFF.	ARR.	OFF.	ARR.	OFF.	ARR.	OFF.	ARR.	OFF.	ARR.	OFF.	ARR.	OFF.	ARR.	OFF.	ARR.	OFF.	ARR.	OFF.	
BENTON	BENTON SO	1	23	22	0	0	0	0	2	3	0	0	8	7	0	0	0	0	4	4	1	1	0	0	0	0	8	7	16	
BENTON	BENTON SO	2	22	24	0	0	0	0	5	5	0	0	6	6	0	0	0	0	2	4	0	0	1	3	0	0	8	6	24	
BENTON	BENTON SO	3	32	26	0	0	0	0	1	1	0	0	9	9	0	0	0	0	8	7	0	0	1	1	0	0	13	8	15	
BENTON	BENTON SO	4	25	22	0	0	0	0	1	1	0	0	9	9	0	0	0	0	5	5	0	0	2	2	0	0	8	5	12	
AGENCY TOTAL			102	94	0	0	0	0	9	10	0	0	32	31	0	0	0	0	19	20	1	1	4	6	0	0	37	26	67	
BENTON	CORVALLIS PD	1	75	62	0	0	0	0	16	14	3	3	11	8	3	3	0	0	5	5	1	1	0	0	12	12	24	16	6	
BENTON	CORVALLIS PD	2	55	38	0	0	1	0	1	1	0	0	28	22	3	1	0	0	2	1	0	0	0	0	7	5	13	8	11	
BENTON	CORVALLIS PD	3	72	62	0	0	0	0	3	3	0	0	33	33	1	1	0	0	4	4	0	0	0	0	10	8	21	13	16	
BENTON	CORVALLIS PD	4	70	63	0	0	0	0	0	0	5	5	38	34	1	1	0	0	9	9	0	0	0	0	6	6	11	8	4	
AGENCY TOTAL			272	225	0	0	1	0	20	18	8	8	110	97	8	6	0	0	20	19	1	1	0	0	35	31	69	45	37	
BENTON	PHILOMATH PD	1	20	15	0	0	0	0	1	1	0	0	10	5	1	1	0	0	4	4	0	0	1	1	0	0	3	3	14	
BENTON	PHILOMATH PD	2	18	17	0	0	0	0	0	0	0	0	9	8	0	0	0	0	5	5	0	0	2	2	0	0	2	2	2	
BENTON	PHILOMATH PD	3	14	8	0	0	0	0	0	0	0	0	6	2	2	2	0	0	1	1	0	0	2	1	2	2	1	0	6	
BENTON	PHILOMATH PD	4	20	13	0	0	0	0	0	0	0	0	10	7	0	0	1	0	3	1	1	1	0	0	1	1	4	3	7	
AGENCY TOTAL			72	53	0	0	0	0	1	1	0	0	35	22	3	3	1	0	13	11	1	1	5	4	3	3	10	8	29	
BENTON	OSP BENTON	1	0	0	0	0	0	0	0	0	0	0	0	0	0	0	0	0	0	0	0	0	0	0	0	0	0	0	0	0
BENTON	OSP BENTON	2	2	1	0	0	0	0	0	0	0	0	2	1	0	0	0	0	0	0	0	0	0	0	0	0	0	0	0	0
BENTON	OSP BENTON	3	0	0	0	0	0	0	0	0	0	0	0	0	0	0	0	0	0	0	0	0	0	0	0	0	0	0	0	0
BENTON	OSP BENTON	4	0	0	0	0	0	0	0	0	0	0	0	0	0	0	0	0	0	0	0	0	0	0	0	0	0	0	0	0
AGENCY TOTAL			2	1	0	0	0	0	0	0	0	0	2	1	0	0	0	0	0	0	0	0	0	0	0	0	0	0	0	0
1st QTR COUNTY TOTAL			118	99	0	0	0	0	19	18	3	3	29	20	4	4	0	0	13	13	2	2	1	1	12	12	35	26	36	
2nd QTR COUNTY TOTAL			95	79	0	0	1	0	6	6	0	0	43	36	3	1	0	0	9	10	0	0	3	5	7	5	23	16	37	
3rd QTR COUNTY TOTAL			118	96	0	0	0	0	4	4	0	0	48	44	3	3	0	0	13	12	0	0	3	2	12	10	35	21	37	
4th QTR COUNTY TOTAL			115	98	0	0	0	0	1	1	5	5	57	50	1	1	1	0	17	15	1	1	2	2	7	7	23	16	23	
BENTON COUNTY GRAND TOTAL			446	372	0	0	1	0	30	29	8	8	177	150	11	9	1	0	52	50	3	3	9	10	38	34	116	79	133	

*Zeros (0) indicate that no offenses or arrests for a particular crime type were reported to law enforcement.
 Blank lines (no numbers or zeros (0)) indicate that a law enforcement agency did not submit data to the Oregon Uniform Crime Reporting program.

2004 DOMESTIC DISTURBANCES BY AGENCY*, COUNTY AND STATE

COUNTY	AGENCY	QTR	TOTAL		HOMICIDE		RAPE		AGG. ASSLT		BURGLARY		SIMP ASSLT		VANDALISM		OTH SEX CRIM		DIS.COND		TRESPASS		CRIM THREAT		ALL OTHER		RESTRN. ORD		NON-CRIM		
			OFF.	ARR.	OFF.	ARR.	OFF.	ARR.	OFF.	ARR.	OFF.	ARR.	OFF.	ARR.	OFF.	ARR.	OFF.	ARR.	OFF.	ARR.	OFF.	ARR.	OFF.	ARR.	OFF.	ARR.	OFF.	ARR.	OFF.		
CLACKAMAS	CLACKAMAS SO	1	0	0																											
CLACKAMAS	CLACKAMAS SO	2	210	173	0	0	0	0	2	2	7	2	79	73	4	14	0	0	0	0	0	0	31	2	4	3	83	77		0	
CLACKAMAS	CLACKAMAS SO	3	181	154	2	1	2	2	3	1	3	3	64	58	3	1	0	0	5	5	1	1	25	25	12	8	61	49		0	
CLACKAMAS	CLACKAMAS SO	4	238	210	0	0	4	2	2	2	5	2	95	86	3	2	0	0	28	24	1	1	15	14	6	5	79	72		0	
	AGENCY TOTAL		629	537	2	1	6	4	7	5	15	7	238	217	10	17	0	0	33	29	2	2	71	41	22	16	223	198		0	
CLACKAMAS	CANBY PD	1	0	0																											
CLACKAMAS	CANBY PD	2	0	0																											
CLACKAMAS	CANBY PD	3	0	0																											
CLACKAMAS	CANBY PD	4	15	13	0	0	0	0	0	0	0	0	4	4	0	0	0	0	6	5	0	0	3	2	2	2	0	0		0	
	AGENCY TOTAL		15	13	0	0	0	0	0	0	0	0	4	4	0	0	0	0	6	5	0	0	3	2	2	2	0	0		0	
CLACKAMAS	GLADSTONE PD	1	0	0																											
CLACKAMAS	GLADSTONE PD	2	20	5	0	0	0	0	0	0	0	0	15	3	0	0	0	0	0	0	3	2	0	0	2	0	0	0		5	
CLACKAMAS	GLADSTONE PD	3	12	9	0	0	0	0	0	0	1	0	8	7	0	0	0	0	0	0	2	2	0	0	1	0	0	0		0	
CLACKAMAS	GLADSTONE PD	4	12	8	0	0	0	0	1	0	1	1	3	3	0	0	0	0	4	2	0	0	1	1	1	1	1	0		4	
	AGENCY TOTAL		44	22	0	0	0	0	1	0	2	1	26	13	0	0	0	0	4	2	5	4	1	1	4	1	1	0		9	
CLACKAMAS	LAKE OSWEGO PD	1	17	18	0	0	0	0	2	2	0	0	4	3	0	1	0	0	4	4	0	0	0	0	2	3	5	5		0	
CLACKAMAS	LAKE OSWEGO PD	2	11	12	0	0	0	0	0	0	0	0	5	7	0	0	0	0	1	0	1	1	0	2	1	0	3	2		0	
CLACKAMAS	LAKE OSWEGO PD	3	9	8	0	0	0	0	0	0	0	0	5	5	0	0	0	0	1	1	0	0	1	1	1	1	1	0		0	
CLACKAMAS	LAKE OSWEGO PD	4	0	0																											
	AGENCY TOTAL		37	38	0	0	0	0	2	2	0	0	14	15	0	1	0	0	6	5	1	1	1	3	4	4	9	7		0	
CLACKAMAS	MILWAUKIE PD	1	0	0	0	0	0	0	0	0	0	0	0	0	0	0	0	0	0	0	0	0	0	0	0	0	0	0		0	
CLACKAMAS	MILWAUKIE PD	2	1	0	0	0	0	0	0	0	0	0	1	0	0	0	0	0	0	0	0	0	0	0	0	0	0	0		0	
CLACKAMAS	MILWAUKIE PD	3	2	2	0	0	0	0	0	0	0	0	2	2	0	0	0	0	0	0	0	0	0	0	0	0	0	0		0	
CLACKAMAS	MILWAUKIE PD	4	0	0																											
	AGENCY TOTAL		3	2	0	0	0	0	0	0	0	0	3	2	0	0	0	0	0	0	0	0	0	0	0	0	0	0		0	
CLACKAMAS	MOLALLA PD	1	0	0																											
CLACKAMAS	MOLALLA PD	2	1	1	0	0	0	0	0	0	0	0	1	1	0	0	0	0	0	0	0	0	0	0	0	0	0	0		14	
CLACKAMAS	MOLALLA PD	3	6	6	0	0	0	0	0	0	0	0	5	5	0	0	0	0	0	0	0	0	0	0	1	1	0	0		8	
CLACKAMAS	MOLALLA PD	4	6	6	0	0	0	0	0	0	0	0	6	6	0	0	0	0	0	0	0	0	0	0	0	0	0	0		5	
	AGENCY TOTAL		13	13	0	0	0	0	0	0	0	0	12	12	0	0	0	0	0	0	0	0	0	0	1	1	0	0		27	

*Zeros (0) indicate that no offenses or arrests for a particular crime type were reported to law enforcement.
 Blank lines (no numbers or zeros (0)) indicate that a law enforcement agency did not submit data to the Oregon Uniform Crime Reporting program.

2004 DOMESTIC DISTURBANCES BY AGENCY*, COUNTY AND STATE

COUNTY	AGENCY	QTR	TOTAL		HOMICIDE		RAPE		AGG. ASSLT		BURGLARY		SIMP ASSLT		VANDALISM		OTH SEX CRIM		DIS.COND		TRESPASS		CRIM THREAT		ALL OTHER		RESTRN. ORD		NON-CRIM	
			OFF.	ARR.	OFF.	ARR.	OFF.	ARR.	OFF.	ARR.	OFF.	ARR.	OFF.	ARR.	OFF.	ARR.	OFF.	ARR.	OFF.	ARR.	OFF.	ARR.	OFF.	ARR.	OFF.	ARR.	OFF.	ARR.	OFF.	
CLACKAMAS	OREGON CITY PD	1	0	0																										
CLACKAMAS	OREGON CITY PD	2	27	12	0	0	0	0	0	0	0	0	16	1	0	0	0	0	0	0	0	0	0	0	7	7	4	4	0	
CLACKAMAS	OREGON CITY PD	3	44	43	0	0	0	0	1	1	1	1	19	18	0	0	0	0	0	0	0	0	0	0	15	15	8	8	0	
CLACKAMAS	OREGON CITY PD	4	27	24	0	0	0	0	0	0	0	0	11	10	0	0	0	0	0	0	0	0	0	0	11	9	5	5	1	
AGENCY TOTAL			98	79	0	0	0	0	1	1	1	1	46	29	0	0	0	0	0	0	0	0	0	0	33	31	17	17	1	
CLACKAMAS	SANDY PD	1	0	0																										
CLACKAMAS	SANDY PD	2	0	0																										
CLACKAMAS	SANDY PD	3	0	0																										
CLACKAMAS	SANDY PD	4	0	0																										
AGENCY TOTAL			0	0	0	0	0	0	0	0	0	0	0	0	0	0	0	0	0	0	0	0	0	0	0	0	0	0	0	0
CLACKAMAS	WEST LINN PD	1	0	0	0	0	0	0	0	0	0	0	0	0	0	0	0	0	0	0	0	0	0	0	0	0	0	0	0	0
CLACKAMAS	WEST LINN PD	2	4	4	0	0	0	0	0	0	0	0	3	3	0	0	0	0	0	0	0	0	0	1	1	0	0	0	0	35
CLACKAMAS	WEST LINN PD	3	8	4	0	0	0	0	0	0	0	0	3	2	0	0	0	0	0	0	0	0	0	2	2	0	0	3	0	45
CLACKAMAS	WEST LINN PD	4	0	0																										
AGENCY TOTAL			12	8	0	0	0	0	0	0	0	0	6	5	0	0	0	0	0	0	0	0	0	3	3	0	0	3	0	80
CLACKAMAS	OSP CLACKAMAS	1	0	0	0	0	0	0	0	0	0	0	0	0	0	0	0	0	0	0	0	0	0	0	0	0	0	0	0	1
CLACKAMAS	OSP CLACKAMAS	2	1	1	0	0	0	0	0	0	0	0	0	0	0	0	0	0	0	0	0	0	0	0	0	0	1	1	17	
CLACKAMAS	OSP CLACKAMAS	3	2	2	0	0	0	0	1	1	0	0	0	0	0	0	0	0	0	0	0	0	0	0	0	0	1	1	12	
CLACKAMAS	OSP CLACKAMAS	4	0	0	0	0	0	0	0	0	0	0	0	0	0	0	0	0	0	0	0	0	0	0	0	0	0	0	8	
AGENCY TOTAL			3	3	0	0	0	0	1	1	0	0	0	0	0	0	0	0	0	0	0	0	0	0	0	0	2	2	38	
1st QTR COUNTY TOTAL			17	18	0	0	0	0	2	2	0	0	4	3	0	1	0	0	4	4	0	0	0	0	2	3	5	5	1	
2nd QTR COUNTY TOTAL			275	208	0	0	0	0	2	2	7	2	120	88	4	14	0	0	1	0	4	3	32	5	14	10	91	84	71	
3rd QTR COUNTY TOTAL			264	228	2	1	2	2	5	3	5	4	106	97	3	1	0	0	6	6	3	3	28	28	30	25	74	58	65	
4th QTR COUNTY TOTAL			298	261	0	0	4	2	3	2	6	3	119	109	3	2	0	0	38	31	1	1	19	17	20	17	85	77	18	
CLACKAMAS COUNTY GRAND TOTAL			854	715	2	1	6	4	12	9	18	9	349	297	10	18	0	0	49	41	8	7	79	50	66	55	255	224	155	

*Zeros (0) indicate that no offenses or arrests for a particular crime type were reported to law enforcement.
Blank lines (no numbers or zeros (0)) indicate that a law enforcement agency did not submit data to the Oregon Uniform Crime Reporting program.

2004 DOMESTIC DISTURBANCES BY AGENCY*, COUNTY AND STATE

COUNTY	AGENCY	QTR	TOTAL		HOMICIDE		RAPE		AGG. ASSLT		BURGLARY		SIMP ASSLT		VANDALISM		OTH SEX CRIM		DIS.COND		TRESPASS		CRIM THREAT		ALL OTHER		RESTRN. ORD		NON-CRIM OFF.	
			OFF.	ARR.	OFF.	ARR.	OFF.	ARR.	OFF.	ARR.	OFF.	ARR.	OFF.	ARR.	OFF.	ARR.	OFF.	ARR.	OFF.	ARR.	OFF.	ARR.	OFF.	ARR.	OFF.	ARR.	OFF.	ARR.		
CLATSOP	CLATSOP SO	1	49	29	0	0	0	0	0	0	0	0	10	7	3	1	0	0	8	7	1	0	7	4	14	7	6	3	23	
CLATSOP	CLATSOP SO	2	15	4	0	0	0	0	0	0	1	0	3	2	1	0	0	0	0	0	0	0	4	1	1	0	5	1	18	
CLATSOP	CLATSOP SO	3	34	20	0	0	0	0	1	1	0	0	7	5	2	2	0	0	7	5	1	1	0	0	3	2	13	4	12	
CLATSOP	CLATSOP SO	4	0	0																										
AGENCY TOTAL			98	53	0	0	0	0	1	1	1	0	20	14	6	3	0	0	15	12	2	1	11	5	18	9	24	8	53	
CLATSOP	ASTORIA PD	1	18	11	0	0	0	0	3	3	0	0	2	4	0	0	0	0	8	0	0	0	0	0	0	0	5	4	0	
CLATSOP	ASTORIA PD	2	14	6	0	0	0	0	2	2	0	0	4	2	0	0	0	0	7	1	0	0	0	0	0	0	1	1	0	
CLATSOP	ASTORIA PD	3	32	11	0	0	0	0	0	1	0	0	8	8	0	0	0	0	21	0	0	0	0	0	0	0	3	2	2	
CLATSOP	ASTORIA PD	4	22	3	0	0	0	0	0	0	0	0	4	3	0	0	0	0	15	0	0	0	0	0	0	0	3	0	2	
AGENCY TOTAL			86	31	0	0	0	0	5	6	0	0	18	17	0	0	0	0	51	1	0	0	0	0	0	0	12	7	4	
CLATSOP	GEARHART PD	1	0	0																										
CLATSOP	GEARHART PD	2	0	0																										
CLATSOP	GEARHART PD	3	0	0	0	0	0	0	0	0	0	0	0	0	0	0	0	0	0	0	0	0	0	0	0	0	0	0	0	
CLATSOP	GEARHART PD	4	0	0	0	0	0	0	0	0	0	0	0	0	0	0	0	0	0	0	0	0	0	0	0	0	0	0	0	
AGENCY TOTAL			0	0	0	0	0	0	0	0	0	0	0	0	0	0	0	0	0	0	0	0	0	0	0	0	0	0	0	0
CLATSOP	SEASIDE PD	1	0	0																										
CLATSOP	SEASIDE PD	2	0	0																										
CLATSOP	SEASIDE PD	3	51	13	0	0	0	0	1	1	0	0	9	9	0	0	0	0	14	1	0	0	0	0	24	0	3	2	37	
CLATSOP	SEASIDE PD	4	65	11	0	0	0	0	1	0	0	0	14	8	0	0	0	0	11	0	0	0	0	0	30	0	9	3	48	
AGENCY TOTAL			116	24	0	0	0	0	2	1	0	0	23	17	0	0	0	0	25	1	0	0	0	0	54	0	12	5	85	
CLATSOP	WARRENTON PD	1	13	9	0	0	0	0	0	0	0	0	7	7	0	0	0	0	1	1	0	0	1	1	0	0	4	0	9	
CLATSOP	WARRENTON PD	2	10	6	0	0	0	0	0	0	0	0	5	5	0	0	0	0	0	0	0	0	1	1	0	0	4	0	12	
CLATSOP	WARRENTON PD	3	13	11	0	0	0	0	0	0	0	0	6	6	0	0	0	0	3	3	0	0	2	2	0	0	2	0	13	
CLATSOP	WARRENTON PD	4	0	0																										
AGENCY TOTAL			36	26	0	0	0	0	0	0	0	0	18	18	0	0	0	0	4	4	0	0	4	4	0	0	10	0	34	
CLATSOP	CANNON BEACH PD	1	0	0	0	0	0	0	0	0	0	0	0	0	0	0	0	0	0	0	0	0	0	0	0	0	0	0	2	
CLATSOP	CANNON BEACH PD	2	1	1	0	0	0	0	0	0	0	0	0	0	0	0	0	0	0	0	0	0	0	0	0	0	1	1	7	
CLATSOP	CANNON BEACH PD	3	0	0	0	0	0	0	0	0	0	0	0	0	0	0	0	0	0	0	0	0	0	0	0	0	0	0	2	
CLATSOP	CANNON BEACH PD	4	0	0	0	0	0	0	0	0	0	0	0	0	0	0	0	0	0	0	0	0	0	0	0	0	0	0	3	
AGENCY TOTAL			1	1	0	0	0	0	0	0	0	0	0	0	0	0	0	0	0	0	0	0	0	0	0	0	1	1	14	
CLATSOP	OSP CLATSOP	1	1	1	0	0	0	0	0	0	0	0	0	0	0	0	0	0	0	0	0	0	0	0	0	0	1	1	0	
CLATSOP	OSP CLATSOP	2	0	0	0	0	0	0	0	0	0	0	0	0	0	0	0	0	0	0	0	0	0	0	0	0	0	0	0	
CLATSOP	OSP CLATSOP	3	2	2	0	0	0	0	0	0	0	0	0	0	0	0	0	0	0	0	0	0	0	0	0	0	2	2	3	
CLATSOP	OSP CLATSOP	4	1	1	0	0	0	0	0	0	0	0	1	1	0	0	0	0	0	0	0	0	0	0	0	0	0	0	0	
AGENCY TOTAL			4	4	0	0	0	0	0	0	0	0	1	1	0	0	0	0	0	0	0	0	0	0	0	0	3	3	3	
1st QTR COUNTY TOTAL			81	50	0	0	0	0	3	3	0	0	19	18	3	1	0	0	17	8	1	0	8	5	14	7	16	8	34	
2nd QTR COUNTY TOTAL			40	17	0	0	0	0	2	2	1	0	12	9	1	0	0	0	7	1	0	0	5	2	1	0	11	3	37	
3rd QTR COUNTY TOTAL			132	57	0	0	0	0	2	3	0	0	30	28	2	2	0	0	45	9	1	1	2	2	27	2	23	10	69	
4th QTR COUNTY TOTAL			88	15	0	0	0	0	1	0	0	0	19	12	0	0	0	0	26	0	0	0	0	0	30	0	12	3	53	
CLATSOP COUNTY GRAND TOTAL			341	139	0	0	0	0	8	8	1	0	80	67	6	3	0	0	95	18	2	1	15	9	72	9	62	24	193	

*Zeros (0) indicate that no offenses or arrests for a particular crime type were reported to law enforcement.
Blank lines (no numbers or zeros (0)) indicate that a law enforcement agency did not submit data to the Oregon Uniform Crime Reporting program.

2004 DOMESTIC DISTURBANCES BY AGENCY*, COUNTY AND STATE

COUNTY	AGENCY	QTR	TOTAL		HOMICIDE		RAPE		AGG. ASSLT		BURGLARY		SIMP ASSLT		VANDALISM		OTH SEX CRIM		DIS.COND		TRESPASS		CRIM THREAT		ALL OTHER		RESTRN. ORD		NON-CRIM	
			OFF.	ARR.	OFF.	ARR.	OFF.	ARR.	OFF.	ARR.	OFF.	ARR.	OFF.	ARR.	OFF.	ARR.	OFF.	ARR.	OFF.	ARR.	OFF.	ARR.	OFF.	ARR.	OFF.	ARR.	OFF.	ARR.	OFF.	
COLUMBIA	COLUMBIA SO	1	0	0																										
COLUMBIA	COLUMBIA SO	2	0	0																										
COLUMBIA	COLUMBIA SO	3	0	0																										
COLUMBIA	COLUMBIA SO	4	0	0																										
	AGENCY TOTAL		0	0	0	0	0	0	0	0	0	0	0	0	0	0	0	0	0	0	0	0	0	0	0	0	0	0	0	0
COLUMBIA	CLATSKANIE PD	1	0	0																										
COLUMBIA	CLATSKANIE PD	2	0	0																										
COLUMBIA	CLATSKANIE PD	3	0	0																										
COLUMBIA	CLATSKANIE PD	4	0	0																										
	AGENCY TOTAL		0	0	0	0	0	0	0	0	0	0	0	0	0	0	0	0	0	0	0	0	0	0	0	0	0	0	0	0
COLUMBIA	RAINIER PD	1	5	5	0	0	0	0	0	0	0	5	5	0	0	0	0	0	0	0	0	0	0	0	0	0	0	0	0	0
COLUMBIA	RAINIER PD	2	5	5	0	0	0	0	0	0	0	3	3	0	0	0	0	0	0	0	0	0	0	0	1	1	1	1	0	
COLUMBIA	RAINIER PD	3	1	1	0	0	0	0	0	0	0	0	0	0	0	0	0	0	1	1	0	0	0	0	0	0	0	0	0	0
COLUMBIA	RAINIER PD	4	2	2	0	0	0	0	0	0	0	2	2	0	0	0	0	0	0	0	0	0	0	0	0	0	0	0	0	0
	AGENCY TOTAL		13	13	0	0	0	0	0	0	0	10	10	0	0	0	0	1	1	0	0	0	0	0	1	1	1	1	0	
COLUMBIA	ST HELENS PD	1	16	8	0	0	0	0	1	1	0	3	3	0	0	0	0	0	0	3	3	0	0	9	1	0	0	0	0	
COLUMBIA	ST HELENS PD	2	20	8	0	0	0	0	0	0	0	8	6	0	0	0	0	0	0	1	1	0	0	11	1	0	0	0	0	
COLUMBIA	ST HELENS PD	3	19	19	0	0	0	0	1	1	0	10	10	0	0	0	0	0	0	0	0	2	2	6	6	0	0	0	0	
COLUMBIA	ST HELENS PD	4	0	0																										
	AGENCY TOTAL		55	35	0	0	0	0	2	2	0	21	19	0	0	0	0	0	0	4	4	2	2	26	8	0	0	0	0	
COLUMBIA	SCAPPOOSE PD	1	4	2	0	0	0	0	0	0	0	4	2	0	0	0	0	0	0	0	0	0	0	0	0	0	0	0	0	0
COLUMBIA	SCAPPOOSE PD	2	8	7	0	0	0	0	0	0	0	8	7	0	0	0	0	0	0	0	0	0	0	0	0	0	0	0	0	0
COLUMBIA	SCAPPOOSE PD	3	0	0	0	0	0	0	0	0	0	0	0	0	0	0	0	0	0	0	0	0	0	0	0	0	0	0	0	0
COLUMBIA	SCAPPOOSE PD	4	0	0																										
	AGENCY TOTAL		12	9	0	0	0	0	0	0	0	12	9	0	0	0	0	0	0	0	0	0	0	0	0	0	0	0	0	0
COLUMBIA	VERNONIA PD	1	0	0																										
COLUMBIA	VERNONIA PD	2	0	0																										
COLUMBIA	VERNONIA PD	3	0	0																										
COLUMBIA	VERNONIA PD	4	0	0																										
	AGENCY TOTAL		0	0	0	0	0	0	0	0	0	0	0	0	0	0	0	0	0	0	0	0	0	0	0	0	0	0	0	0
COLUMBIA	OSP COLUMBIA	1	1	0	0	0	0	0	1	0	0	0	0	0	0	0	0	0	0	0	0	0	0	0	0	0	0	0	0	4
COLUMBIA	OSP COLUMBIA	2	4	3	0	0	0	0	0	0	0	3	2	0	0	0	0	0	0	0	0	0	0	0	0	0	1	1	4	
COLUMBIA	OSP COLUMBIA	3	2	2	0	0	0	0	0	0	0	1	1	0	0	0	0	0	0	0	0	0	0	0	0	0	1	1	4	
COLUMBIA	OSP COLUMBIA	4	1	0	0	0	0	0	0	0	0	1	0	0	0	0	0	0	0	0	0	0	0	0	0	0	0	0	1	
	AGENCY TOTAL		8	5	0	0	0	0	1	0	0	5	3	0	0	0	0	0	0	0	0	0	0	0	0	0	2	2	13	
	1st QTR COUNTY TOTAL		26	15	0	0	0	0	2	1	0	12	10	0	0	0	0	0	0	0	0	3	3	0	0	9	1	0	0	4
	2nd QTR COUNTY TOTAL		37	23	0	0	0	0	0	0	0	22	18	0	0	0	0	0	0	0	0	1	1	0	0	12	2	2	2	4
	3rd QTR COUNTY TOTAL		22	22	0	0	0	0	1	1	0	11	11	0	0	0	0	0	1	1	0	0	2	2	6	6	1	1	4	
	4th QTR COUNTY TOTAL		3	2	0	0	0	0	0	0	0	3	2	0	0	0	0	0	0	0	0	0	0	0	0	0	0	0	1	
	COLUMBIA COUNTY GRAND TOTAL		88	62	0	0	0	0	3	2	0	48	41	0	0	0	0	1	1	4	4	2	2	27	9	3	3	13		

*Zeros (0) indicate that no offenses or arrests for a particular crime type were reported to law enforcement.
 Blank lines (no numbers or zeros (0)) indicate that a law enforcement agency did not submit data to the Oregon Uniform Crime Reporting program.

2004 DOMESTIC DISTURBANCES BY AGENCY*, COUNTY AND STATE

COUNTY	AGENCY	QTR	TOTAL		HOMICIDE		RAPE		AGG. ASSLT		BURGLARY		SIMP ASSLT		VANDALISM		OTH SEX CRIM		DIS.COND		TRESPASS		CRIM THREAT		ALL OTHER		RESTRN. ORD		NON-CRIM	
			OFF.	ARR.	OFF.	ARR.	OFF.	ARR.	OFF.	ARR.	OFF.	ARR.	OFF.	ARR.	OFF.	ARR.	OFF.	ARR.	OFF.	ARR.	OFF.	ARR.	OFF.	ARR.	OFF.	ARR.	OFF.	ARR.	OFF.	
COOS	COOS SO	1	0	0																										
COOS	COOS SO	2	0	0																										
COOS	COOS SO	3	0	0																										
COOS	COOS SO	4	0	0																										
AGENCY TOTAL			0	0	0	0	0	0	0	0	0	0	0	0	0	0	0	0	0	0	0	0	0	0	0	0	0	0	0	0
COOS	BANDON PD	1	0	0																										
COOS	BANDON PD	2	0	0																										
COOS	BANDON PD	3	0	0																										
COOS	BANDON PD	4	0	0																										
AGENCY TOTAL			0	0	0	0	0	0	0	0	0	0	0	0	0	0	0	0	0	0	0	0	0	0	0	0	0	0	0	0
COOS	COOS BAY PD	1	0	0																										
COOS	COOS BAY PD	2	0	0																										
COOS	COOS BAY PD	3	0	0																										
COOS	COOS BAY PD	4	0	0																										
AGENCY TOTAL			0	0	0	0	0	0	0	0	0	0	0	0	0	0	0	0	0	0	0	0	0	0	0	0	0	0	0	0
COOS	COQUILLE PD	1	14	7	0	0	0	0	1	1	0	0	0	0	0	0	0	0	0	0	0	0	1	0	9	5	3	1	2	
COOS	COQUILLE PD	2	20	14	0	0	0	0	0	0	0	0	4	3	0	0	0	0	0	0	0	0	1	1	10	7	5	3	1	
COOS	COQUILLE PD	3	11	5	0	0	0	0	0	0	0	0	2	2	0	0	0	0	0	0	0	0	2	0	4	1	3	2	2	
COOS	COQUILLE PD	4	6	4	0	0	0	0	0	0	0	0	2	0	0	0	0	0	0	0	0	0	0	0	2	2	2	2	0	
AGENCY TOTAL			51	30	0	0	0	0	1	1	0	0	8	5	0	0	0	0	0	0	0	0	4	1	25	15	13	8	5	
COOS	MYRTLE POINT PD	1	0	0																										
COOS	MYRTLE POINT PD	2	0	0																										
COOS	MYRTLE POINT PD	3	0	0																										
COOS	MYRTLE POINT PD	4	0	0																										
AGENCY TOTAL			0	0	0	0	0	0	0	0	0	0	0	0	0	0	0	0	0	0	0	0	0	0	0	0	0	0	0	0
COOS	NORTH BEND PD	1	0	0																										
COOS	NORTH BEND PD	2	0	0																										
COOS	NORTH BEND PD	3	0	0																										
COOS	NORTH BEND PD	4	0	0																										
AGENCY TOTAL			0	0	0	0	0	0	0	0	0	0	0	0	0	0	0	0	0	0	0	0	0	0	0	0	0	0	0	0
COOS	OSP COOS	1	0	0	0	0	0	0	0	0	0	0	0	0	0	0	0	0	0	0	0	0	0	0	0	0	0	0	0	0
COOS	OSP COOS	2	0	0	0	0	0	0	0	0	0	0	0	0	0	0	0	0	0	0	0	0	0	0	0	0	0	0	0	1
COOS	OSP COOS	3	3	2	0	0	0	0	0	0	0	0	1	1	0	0	0	0	0	0	0	0	0	0	0	0	0	2	1	1
COOS	OSP COOS	4	1	1	0	0	0	0	0	0	0	0	0	0	0	0	0	0	0	0	0	0	0	0	0	0	0	1	1	0
AGENCY TOTAL			4	3	0	0	0	0	0	0	0	0	1	1	0	0	0	0	0	0	0	0	0	0	0	0	0	3	2	2
1st QTR COUNTY TOTAL			14	7	0	0	0	0	1	1	0	0	0	0	0	0	0	0	0	0	0	0	1	0	9	5	3	1	2	
2nd QTR COUNTY TOTAL			20	14	0	0	0	0	0	0	0	0	4	3	0	0	0	0	0	0	0	0	1	1	10	7	5	3	2	
3rd QTR COUNTY TOTAL			14	7	0	0	0	0	0	0	0	0	3	3	0	0	0	0	0	0	0	0	2	0	4	1	5	3	3	
4th QTR COUNTY TOTAL			7	5	0	0	0	0	0	0	0	0	2	0	0	0	0	0	0	0	0	0	0	0	2	2	3	3	0	
COOS COUNTY GRAND TOTAL			55	33	0	0	0	0	1	1	0	0	9	6	0	0	0	0	0	0	0	4	1	25	15	16	10	7		

*Zeros (0) indicate that no offenses or arrests for a particular crime type were reported to law enforcement.
 Blank lines (no numbers or zeros (0)) indicate that a law enforcement agency did not submit data to the Oregon Uniform Crime Reporting program.

2004 DOMESTIC DISTURBANCES BY AGENCY*, COUNTY AND STATE

COUNTY	AGENCY	QTR	TOTAL		HOMICIDE		RAPE		AGG. ASSLT		BURGLARY		SIMP ASSLT		VANDALISM		OTH SEX CRIM		DIS.COND		TRESPASS		CRIM THREAT		ALL OTHER		RESTRN. ORD		NON-CRIM OFF.
			OFF.	ARR.	OFF.	ARR.	OFF.	ARR.	OFF.	ARR.	OFF.	ARR.	OFF.	ARR.	OFF.	ARR.	OFF.	ARR.	OFF.	ARR.	OFF.	ARR.	OFF.	ARR.	OFF.	ARR.	OFF.	ARR.	
CROOK	CROOK SO	1	49	16	0	0	0	0	0	0	0	0	9	6	0	0	0	0	25	8	0	0	0	0	6	0	9	2	6
CROOK	CROOK SO	2	38	10	0	0	0	0	0	0	0	0	2	2	0	0	0	0	17	4	0	0	0	0	5	1	14	3	4
CROOK	CROOK SO	3	39	11	0	0	0	0	0	0	0	0	6	5	2	0	0	0	21	4	2	1	0	0	2	0	6	1	5
CROOK	CROOK SO	4	47	9	0	0	0	0	0	0	0	0	3	2	2	0	0	0	30	5	0	0	0	0	2	1	10	1	3
	AGENCY TOTAL		173	46	0	0	0	0	0	0	0	20	15	4	0	0	0	93	21	2	1	0	0	15	2	39	7	18	
CROOK	PRINEVILLE PD	1	47	41	0	0	0	0	3	3	0	0	3	3	0	0	0	0	13	10	0	0	2	1	16	15	10	9	45
CROOK	PRINEVILLE PD	2	35	23	0	0	0	0	4	6	1	0	1	1	1	0	1	1	10	6	0	0	0	0	12	5	5	4	61
CROOK	PRINEVILLE PD	3	28	18	0	0	0	0	11	9	0	0	3	1	1	0	0	0	4	1	0	0	1	0	6	5	2	2	44
CROOK	PRINEVILLE PD	4	34	24	0	0	0	0	7	5	2	2	4	3	1	1	0	0	12	8	0	0	2	2	5	3	1	0	43
	AGENCY TOTAL		144	106	0	0	0	0	25	23	3	2	11	8	3	1	1	39	25	0	0	5	3	39	28	18	15	193	
CROOK	OSP CROOK	1	0	0	0	0	0	0	0	0	0	0	0	0	0	0	0	0	0	0	0	0	0	0	0	0	0	0	0
CROOK	OSP CROOK	2	0	0	0	0	0	0	0	0	0	0	0	0	0	0	0	0	0	0	0	0	0	0	0	0	0	0	0
CROOK	OSP CROOK	3	2	3	0	0	0	0	0	0	0	0	2	3	0	0	0	0	0	0	0	0	0	0	0	0	0	0	0
CROOK	OSP CROOK	4	0	0	0	0	0	0	0	0	0	0	0	0	0	0	0	0	0	0	0	0	0	0	0	0	0	0	1
	AGENCY TOTAL		2	3	0	0	0	0	0	0	0	0	2	3	0	0	0	0	0	0	0	0	0	0	0	0	0	0	1
	1st QTR COUNTY TOTAL		96	57	0	0	0	0	3	3	0	0	12	9	0	0	0	38	18	0	0	2	1	22	15	19	11	51	
	2nd QTR COUNTY TOTAL		73	33	0	0	0	0	4	6	1	0	3	3	1	0	1	27	10	0	0	0	0	17	6	19	7	65	
	3rd QTR COUNTY TOTAL		69	32	0	0	0	0	11	9	0	0	11	9	3	0	0	25	5	2	1	1	0	8	5	8	3	49	
	4th QTR COUNTY TOTAL		81	33	0	0	0	0	7	5	2	2	7	5	3	1	0	42	13	0	0	2	2	7	4	11	1	47	
	CROOK COUNTY GRAND TOTAL		319	155	0	0	0	0	25	23	3	2	33	26	7	1	1	132	46	2	1	5	3	54	30	57	22	212	
CURRY	CURRY SO	1	12	8	0	0	0	0	1	1	0	0	7	6	0	0	0	0	2	0	0	0	0	0	0	0	2	1	2
CURRY	CURRY SO	2	6	6	0	0	0	0	0	0	0	0	4	4	0	0	0	0	0	0	0	0	0	0	0	0	2	2	3
CURRY	CURRY SO	3	10	8	0	0	0	0	0	0	0	0	8	7	0	0	0	0	0	0	1	0	0	0	0	0	1	1	1
CURRY	CURRY SO	4	11	6	0	0	0	0	1	1	0	0	6	4	0	0	0	0	0	0	0	0	0	0	0	0	4	1	4
	AGENCY TOTAL		39	28	0	0	0	0	2	2	0	0	25	21	0	0	0	2	0	1	0	0	0	0	0	9	5	10	
CURRY	BROOKINGS PD	1	0	0	0	0	0	0	0	0	0	0	0	0	0	0	0	0	0	0	0	0	0	0	0	0	0	0	0
CURRY	BROOKINGS PD	2	0	0	0	0	0	0	0	0	0	0	0	0	0	0	0	0	0	0	0	0	0	0	0	0	0	0	0
CURRY	BROOKINGS PD	3	0	0	0	0	0	0	0	0	0	0	0	0	0	0	0	0	0	0	0	0	0	0	0	0	0	0	0
CURRY	BROOKINGS PD	4	0	0	0	0	0	0	0	0	0	0	0	0	0	0	0	0	0	0	0	0	0	0	0	0	0	0	0
	AGENCY TOTAL		0	0	0	0	0	0	0	0	0	0	0	0	0	0	0	0	0	0	0	0	0	0	0	0	0	0	0
CURRY	GOLD BEACH	1	0	0	0	0	0	0	0	0	0	0	0	0	0	0	0	0	0	0	0	0	0	0	0	0	0	0	0
CURRY	GOLD BEACH	2	0	0	0	0	0	0	0	0	0	0	0	0	0	0	0	0	0	0	0	0	0	0	0	0	0	0	0
CURRY	GOLD BEACH	3	0	0	0	0	0	0	0	0	0	0	0	0	0	0	0	0	0	0	0	0	0	0	0	0	0	0	0
CURRY	GOLD BEACH	4	0	0	0	0	0	0	0	0	0	0	0	0	0	0	0	0	0	0	0	0	0	0	0	0	0	0	0
	AGENCY TOTAL		0	0	0	0	0	0	0	0	0	0	0	0	0	0	0	0	0	0	0	0	0	0	0	0	0	0	0
CURRY	OSP CURRY	1	0	0	0	0	0	0	0	0	0	0	0	0	0	0	0	0	0	0	0	0	0	0	0	0	0	0	0
CURRY	OSP CURRY	2	0	0	0	0	0	0	0	0	0	0	0	0	0	0	0	0	0	0	0	0	0	0	0	0	0	0	3
CURRY	OSP CURRY	3	0	0	0	0	0	0	0	0	0	0	0	0	0	0	0	0	0	0	0	0	0	0	0	0	0	0	1
CURRY	OSP CURRY	4	1	1	0	0	0	0	0	0	0	0	0	0	0	0	0	0	0	0	0	0	0	0	0	0	1	1	0
	AGENCY TOTAL		1	1	0	0	0	0	0	0	0	0	0	0	0	0	0	0	0	0	0	0	0	0	0	0	1	1	4
	1st QTR COUNTY TOTAL		12	8	0	0	0	0	1	1	0	0	7	6	0	0	0	2	0	0	0	0	0	0	0	0	2	1	2
	2nd QTR COUNTY TOTAL		6	6	0	0	0	0	0	0	0	0	4	4	0	0	0	0	0	0	0	0	0	0	0	0	2	2	6
	3rd QTR COUNTY TOTAL		10	8	0	0	0	0	0	0	0	0	8	7	0	0	0	0	0	0	1	0	0	0	0	0	1	1	2
	4th QTR COUNTY TOTAL		12	7	0	0	0	0	1	1	0	0	6	4	0	0	0	0	0	0	0	0	0	0	0	0	5	2	4
	CURRY COUNTY GRAND TOTAL		40	29	0	0	0	0	2	2	0	0	25	21	0	0	0	2	0	1	0	0	0	0	0	10	6	14	

*Zeros (0) indicate that no offenses or arrests for a particular crime type were reported to law enforcement.
Blank lines (no numbers or zeros (0)) indicate that a law enforcement agency did not submit data to the Oregon Uniform Crime Reporting program.

2004 DOMESTIC DISTURBANCES BY AGENCY*, COUNTY AND STATE

COUNTY	AGENCY	QTR	TOTAL		HOMICIDE		RAPE		AGG. ASSLT		BURGLARY		SIMP ASSLT		VANDALISM		OTH SEX CRIM		DIS.COND		TRESPASS		CRIM THREAT		ALL OTHER		RESTRN. ORD		NON-CRIM OFF.	
			OFF.	ARR.	OFF.	ARR.	OFF.	ARR.	OFF.	ARR.	OFF.	ARR.	OFF.	ARR.	OFF.	ARR.	OFF.	ARR.	OFF.	ARR.	OFF.	ARR.	OFF.	ARR.	OFF.	ARR.	OFF.	ARR.		
DESCHUTES	DESCHUTES SO	1	0	0																										
DESCHUTES	DESCHUTES SO	2	0	0																										
DESCHUTES	DESCHUTES SO	3	0	0																										
DESCHUTES	DESCHUTES SO	4	0	0																										
AGENCY TOTAL			0	0	0	0	0	0	0	0	0	0	0	0	0	0	0	0	0	0	0	0	0	0	0	0	0	0	0	0
DESCHUTES	BEND PD	1	66	19	0	0	0	0	2	0	0	0	24	0	0	0	0	0	7	0	0	0	0	0	2	0	31	19	0	
DESCHUTES	BEND PD	2	0	0																										
DESCHUTES	BEND PD	3	0	0																										
DESCHUTES	BEND PD	4	0	0																										
AGENCY TOTAL			66	19	0	0	0	0	2	0	0	0	24	0	0	0	0	0	7	0	0	0	0	0	2	0	31	19	0	
DESCHUTES	REDMOND PD	1	34	29	0	0	0	0	1	0	0	0	16	16	0	0	0	0	0	0	0	0	2	2	11	8	4	3	57	
DESCHUTES	REDMOND PD	2	17	18	0	0	1	1	0	0	0	0	12	12	0	1	0	0	0	0	0	0	1	1	3	3	0	0	62	
DESCHUTES	REDMOND PD	3	43	40	0	0	0	0	2	5	0	0	15	12	1	1	0	0	1	1	0	0	1	1	14	12	9	8	94	
DESCHUTES	REDMOND PD	4	104	80	0	0	0	0	10	10	0	0	30	20	0	2	0	0	2	0	0	0	0	0	42	40	20	8	45	
AGENCY TOTAL			198	167	0	0	1	1	13	15	0	0	73	60	1	4	0	0	3	1	0	0	4	4	70	63	33	19	258	
DESCHUTES	OSP DESCHUTES	1	0	0	0	0	0	0	0	0	0	0	0	0	0	0	0	0	0	0	0	0	0	0	0	0	0	0	0	0
DESCHUTES	OSP DESCHUTES	2	2	2	0	0	0	0	0	0	0	0	0	0	0	0	0	0	0	0	0	0	0	0	0	0	2	2	3	
DESCHUTES	OSP DESCHUTES	3	3	3	0	0	0	0	0	0	0	0	1	1	0	0	0	0	0	0	0	0	0	0	0	0	2	2	3	
DESCHUTES	OSP DESCHUTES	4	2	2	0	0	0	0	1	1	0	0	0	0	0	0	0	0	0	0	0	0	0	0	0	1	1	2		
AGENCY TOTAL			7	7	0	0	0	0	1	1	0	0	1	1	0	0	0	0	0	0	0	0	0	0	0	0	5	5	8	
1st QTR COUNTY TOTAL			100	48	0	0	0	0	3	0	0	0	40	16	0	0	0	0	7	0	0	0	2	2	13	8	35	22	57	
2nd QTR COUNTY TOTAL			19	20	0	0	1	1	0	0	0	0	12	12	0	1	0	0	0	0	0	0	1	1	3	3	2	2	65	
3rd QTR COUNTY TOTAL			46	43	0	0	0	0	2	5	0	0	16	13	1	1	0	0	1	1	0	0	1	1	14	12	11	10	97	
4th QTR COUNTY TOTAL			106	82	0	0	0	0	11	11	0	0	30	20	0	2	0	0	2	0	0	0	0	0	42	40	21	9	47	
DESCHUTES COUNTY GRAND TOTAL			271	193	0	0	1	1	16	16	0	0	98	61	1	4	0	0	10	1	0	0	4	4	72	63	69	43	266	

*Zeros (0) indicate that no offenses or arrests for a particular crime type were reported to law enforcement.
Blank lines (no numbers or zeros (0)) indicate that a law enforcement agency did not submit data to the Oregon Uniform Crime Reporting program.

2004 DOMESTIC DISTURBANCES BY AGENCY*, COUNTY AND STATE

COUNTY	AGENCY	QTR	TOTAL		HOMICIDE		RAPE		AGG. ASSLT		BURGLARY		SIMP ASSLT		VANDALISM		OTH SEX CRIM		DIS.COND		TRESPASS		CRIM THREAT		ALL OTHER		RESTRN. ORD		NON-CRIM
			OFF.	ARR.	OFF.	ARR.	OFF.	ARR.	OFF.	ARR.	OFF.	ARR.	OFF.	ARR.	OFF.	ARR.	OFF.	ARR.	OFF.	ARR.	OFF.	ARR.	OFF.	ARR.	OFF.	ARR.	OFF.	ARR.	OFF.
DOUGLAS	DOUGLAS SO	1	22	21	0	0	0	0	3	3	0	0	12	9	0	0	0	0	0	0	0	0	6	7	1	2	0	0	0
DOUGLAS	DOUGLAS SO	2	11	10	0	0	0	0	0	0	0	0	10	7	0	0	0	0	0	1	0	0	1	1	0	1	0	0	0
DOUGLAS	DOUGLAS SO	3	61	58	0	0	0	0	5	4	0	0	43	41	0	0	0	0	0	0	0	0	11	10	2	3	0	0	1
DOUGLAS	DOUGLAS SO	4	16	15	0	0	0	0	2	1	0	0	10	9	0	0	0	0	0	0	0	0	3	2	1	3	0	0	0
AGENCY TOTAL			110	104	0	0	0	0	10	8	0	0	75	66	0	0	0	0	0	1	0	0	21	20	4	9	0	0	1
DOUGLAS	MYRTLE CREEK PD	1	0	0																									
DOUGLAS	MYRTLE CREEK PD	2	0	0																									
DOUGLAS	MYRTLE CREEK PD	3	0	0																									
DOUGLAS	MYRTLE CREEK PD	4	0	0																									
AGENCY TOTAL			0	0	0	0	0	0	0	0	0	0	0	0	0	0	0	0	0	0	0	0	0	0	0	0	0	0	0
DOUGLAS	REEDSPORT PD	1	11	3	0	0	0	0	0	0	0	0	2	1	0	0	0	0	9	2	0	0	0	0	0	0	0	0	7
DOUGLAS	REEDSPORT PD	2	8	6	0	0	0	0	0	0	0	0	1	1	0	0	0	0	4	3	0	0	3	2	0	0	0	0	13
DOUGLAS	REEDSPORT PD	3	0	0																									
DOUGLAS	REEDSPORT PD	4	0	0																									
AGENCY TOTAL			19	9	0	0	0	0	0	0	0	0	3	2	0	0	0	0	13	5	0	0	3	2	0	0	0	0	20
DOUGLAS	ROSEBURG PD	1	22	16	0	0	0	0	1	1	0	0	5	4	0	0	0	0	5	0	0	0	0	0	1	1	10	10	7
DOUGLAS	ROSEBURG PD	2	34	21	0	0	0	0	0	0	0	0	8	11	0	0	0	0	9	0	0	0	3	2	4	2	10	6	7
DOUGLAS	ROSEBURG PD	3	35	25	1	0	0	0	0	0	0	0	7	6	1	1	0	0	1	0	0	0	1	0	3	2	21	16	13
DOUGLAS	ROSEBURG PD	4	38	26	0	0	0	0	0	0	0	0	5	5	0	0	0	0	7	6	0	0	6	4	1	1	19	10	5
AGENCY TOTAL			129	88	1	0	0	0	1	1	0	0	25	26	1	1	0	0	22	6	0	0	10	6	9	6	60	42	32
DOUGLAS	SUTHERLIN PD	1	14	9	0	0	0	0	0	0	0	0	1	2	2	0	0	0	0	0	0	0	0	0	11	7	0	0	0
DOUGLAS	SUTHERLIN PD	2	21	11	1	1	0	0	1	2	0	0	3	0	0	0	0	0	1	1	0	0	0	0	15	7	0	0	0
DOUGLAS	SUTHERLIN PD	3	31	21	0	0	0	0	2	3	0	0	5	5	0	0	0	0	1	1	0	0	0	0	22	12	0	0	0
DOUGLAS	SUTHERLIN PD	4	104	70	1	1	0	0	3	4	1	1	16	13	4	2	2	2	2	2	0	0	1	0	72	45	2	2	0
AGENCY TOTAL			170	111	2	2	0	0	6	9	1	1	25	20	6	2	3	0	4	4	0	0	1	0	120	71	2	2	0
DOUGLAS	WINSTON PD	1	0	0																									
DOUGLAS	WINSTON PD	2	0	0																									
DOUGLAS	WINSTON PD	3	0	0																									
DOUGLAS	WINSTON PD	4	0	0																									
AGENCY TOTAL			0	0	0	0	0	0	0	0	0	0	0	0	0	0	0	0	0	0	0	0	0	0	0	0	0	0	0
DOUGLAS	OSP DOUGLAS	1	1	1	0	0	0	0	0	0	0	0	1	1	0	0	0	0	0	0	0	0	0	0	0	0	0	0	9
DOUGLAS	OSP DOUGLAS	2	3	1	0	0	0	0	0	0	0	0	3	1	0	0	0	0	0	0	0	0	0	0	0	0	0	0	8
DOUGLAS	OSP DOUGLAS	3	0	0	0	0	0	0	0	0	0	0	0	0	0	0	0	0	0	0	0	0	0	0	0	0	0	0	7
DOUGLAS	OSP DOUGLAS	4	2	2	0	0	0	0	1	1	0	0	0	0	0	0	0	0	1	1	0	0	0	0	0	0	0	0	6
AGENCY TOTAL			6	4	0	0	0	0	1	1	0	0	4	2	0	0	0	0	1	1	0	0	0	0	0	0	0	0	30
1st QTR COUNTY TOTAL			70	50	0	0	0	0	4	4	0	0	21	17	2	0	0	0	14	2	0	0	6	7	13	10	10	10	23
2nd QTR COUNTY TOTAL			77	49	1	1	0	0	1	2	0	0	25	20	0	0	0	0	14	5	0	0	7	5	19	10	10	6	28
3rd QTR COUNTY TOTAL			127	104	1	0	0	0	7	7	0	0	55	52	1	1	1	0	2	1	0	0	12	10	27	17	21	16	21
4th QTR COUNTY TOTAL			160	113	1	1	0	0	6	6	1	1	31	27	4	2	2	0	10	9	0	0	10	6	74	49	21	12	11
DOUGLAS COUNTY GRAND TOTAL			434	316	3	2	0	0	18	19	1	1	132	116	7	3	3	0	40	17	0	0	35	28	133	86	62	44	83

*Zeros (0) indicate that no offenses or arrests for a particular crime type were reported to law enforcement.
 Blank lines (no numbers or zeros (0)) indicate that a law enforcement agency did not submit data to the Oregon Uniform Crime Reporting program.

2004 DOMESTIC DISTURBANCES BY AGENCY*, COUNTY AND STATE

COUNTY	AGENCY	QTR	TOTAL		HOMICIDE		RAPE		AGG. ASSLT		BURGLARY		SIMP ASSLT		VANDALISM		OTH SEX CRIM		DIS.COND		TRESPASS		CRIM THREAT		ALL OTHER		RESTRN. ORD		NON-CRIM
			OFF.	ARR.	OFF.	ARR.	OFF.	ARR.	OFF.	ARR.	OFF.	ARR.	OFF.	ARR.	OFF.	ARR.	OFF.	ARR.	OFF.	ARR.	OFF.	ARR.	OFF.	ARR.	OFF.	ARR.	OFF.	ARR.	OFF.
GILLIAM	GILLIAM SO	1	1	1	0	0	0	0	0	0	0	0	1	1	0	0	0	0	0	0	0	0	0	0	0	0	0	0	0
GILLIAM	GILLIAM SO	2	0	0	0	0	0	0	0	0	0	0	0	0	0	0	0	0	0	0	0	0	0	0	0	0	0	0	0
GILLIAM	GILLIAM SO	3	1	0	0	0	0	0	0	0	0	0	0	0	0	0	0	0	0	0	0	0	0	0	0	1	0	0	1
GILLIAM	GILLIAM SO	4	2	0	0	0	0	0	0	0	0	0	0	0	0	0	0	0	0	0	0	0	0	0	0	2	0	0	2
AGENCY TOTAL			4	1	0	0	0	0	0	0	0	0	1	1	0	0	0	0	0	0	0	0	0	0	0	0	3	0	3
GILLIAM	CONDON PD	1	0	0	0	0	0	0	0	0	0	0	0	0	0	0	0	0	0	0	0	0	0	0	0	0	0	0	0
GILLIAM	CONDON PD	2	0	0																									
GILLIAM	CONDON PD	3	0	0																									
GILLIAM	CONDON PD	4	0	0																									
AGENCY TOTAL			0	0	0	0	0	0	0	0	0	0	0	0	0	0	0	0	0	0	0	0	0	0	0	0	0	0	0
GILLIAM	OSP GILLIAM	1	0	0	0	0	0	0	0	0	0	0	0	0	0	0	0	0	0	0	0	0	0	0	0	0	0	0	1
GILLIAM	OSP GILLIAM	2	0	0	0	0	0	0	0	0	0	0	0	0	0	0	0	0	0	0	0	0	0	0	0	0	0	0	0
GILLIAM	OSP GILLIAM	3	0	0	0	0	0	0	0	0	0	0	0	0	0	0	0	0	0	0	0	0	0	0	0	0	0	0	1
GILLIAM	OSP GILLIAM	4	0	0	0	0	0	0	0	0	0	0	0	0	0	0	0	0	0	0	0	0	0	0	0	0	0	0	1
AGENCY TOTAL			0	0	0	0	0	0	0	0	0	0	0	0	0	0	0	0	0	0	0	0	0	0	0	0	0	0	3
1st QTR COUNTY TOTAL			1	1	0	0	0	0	0	0	0	0	1	1	0	0	0	0	0	0	0	0	0	0	0	0	0	0	1
2nd QTR COUNTY TOTAL			0	0	0	0	0	0	0	0	0	0	0	0	0	0	0	0	0	0	0	0	0	0	0	0	0	0	0
3rd QTR COUNTY TOTAL			1	0	0	0	0	0	0	0	0	0	0	0	0	0	0	0	0	0	0	0	0	0	0	0	1	0	2
4th QTR COUNTY TOTAL			2	0	0	0	0	0	0	0	0	0	0	0	0	0	0	0	0	0	0	0	0	0	0	2	0	3	
GILLIAM COUNTY GRAND TOTAL			4	1	0	0	0	0	0	0	0	1	1	0	0	0	0	0	0	0	0	0	0	0	0	3	0	6	
GRANT	GRANT SO	1	0	0																									
GRANT	GRANT SO	2	0	0																									
GRANT	GRANT SO	3	0	0																									
GRANT	GRANT SO	4	0	0																									
AGENCY TOTAL			0	0	0	0	0	0	0	0	0	0	0	0	0	0	0	0	0	0	0	0	0	0	0	0	0	0	0
GRANT	JOHN DAY PD	1	0	0																									
GRANT	JOHN DAY PD	2	0	0																									
GRANT	JOHN DAY PD	3	0	0																									
GRANT	JOHN DAY PD	4	0	0																									
AGENCY TOTAL			0	0	0	0	0	0	0	0	0	0	0	0	0	0	0	0	0	0	0	0	0	0	0	0	0	0	0
GRANT	PRAIRIE CITY PD	1	1	1	0	0	0	0	0	0	0	0	0	0	0	0	0	0	0	0	0	0	0	0	0	1	1	0	0
GRANT	PRAIRIE CITY PD	2	1	1	0	0	0	0	0	0	0	0	0	0	0	0	0	0	0	0	0	0	0	0	0	1	1	0	0
GRANT	PRAIRIE CITY PD	3	1	1	0	0	0	0	0	0	0	0	0	0	0	0	0	0	0	0	0	0	0	0	0	1	1	0	0
GRANT	PRAIRIE CITY PD	4	2	2	0	0	0	0	0	0	0	2	2	0	0	0	0	0	0	0	0	0	0	0	0	0	0	0	2
AGENCY TOTAL			5	5	0	0	0	0	0	0	0	2	2	0	0	0	0	0	0	0	0	0	0	0	0	3	3	2	
GRANT	OSP GRANT	1	0	0	0	0	0	0	0	0	0	0	0	0	0	0	0	0	0	0	0	0	0	0	0	0	0	0	0
GRANT	OSP GRANT	2	0	0	0	0	0	0	0	0	0	0	0	0	0	0	0	0	0	0	0	0	0	0	0	0	0	0	0
GRANT	OSP GRANT	3	0	0	0	0	0	0	0	0	0	0	0	0	0	0	0	0	0	0	0	0	0	0	0	0	0	0	0
GRANT	OSP GRANT	4	0	0	0	0	0	0	0	0	0	0	0	0	0	0	0	0	0	0	0	0	0	0	0	0	0	0	0
AGENCY TOTAL			0	0	0	0	0	0	0	0	0	0	0	0	0	0	0	0	0	0	0	0	0	0	0	0	0	0	0
1st QTR COUNTY TOTAL			1	1	0	0	0	0	0	0	0	0	0	0	0	0	0	0	0	0	0	0	0	0	0	1	1	0	
2nd QTR COUNTY TOTAL			1	1	0	0	0	0	0	0	0	0	0	0	0	0	0	0	0	0	0	0	0	0	0	1	1	0	
3rd QTR COUNTY TOTAL			1	1	0	0	0	0	0	0	0	0	0	0	0	0	0	0	0	0	0	0	0	0	0	1	1	0	
4th QTR COUNTY TOTAL			2	2	0	0	0	0	0	0	0	2	2	0	0	0	0	0	0	0	0	0	0	0	0	0	0	0	2
GRANT COUNTY GRAND TOTAL			5	5	0	0	0	0	0	0	0	2	2	0	0	0	0	0	0	0	0	0	0	0	0	3	3	2	

*Zeros (0) indicate that no offenses or arrests for a particular crime type were reported to law enforcement.
Blank lines (no numbers or zeros (0)) indicate that a law enforcement agency did not submit data to the Oregon Uniform Crime Reporting program.

2004 DOMESTIC DISTURBANCES BY AGENCY*, COUNTY AND STATE

COUNTY	AGENCY	QTR	TOTAL		HOMICIDE		RAPE		AGG. ASSLT		BURGLARY		SIMP ASSLT		VANDALISM		OTH SEX CRIM		DIS.COND		TRESPASS		CRIM THREAT		ALL OTHER		RESTRN. ORD		NON-CRIM	
			OFF.	ARR.	OFF.	ARR.	OFF.	ARR.	OFF.	ARR.	OFF.	ARR.	OFF.	ARR.	OFF.	ARR.	OFF.	ARR.	OFF.	ARR.	OFF.	ARR.	OFF.	ARR.	OFF.	ARR.	OFF.	ARR.	OFF.	
HARNEY	HARNEY SO	1	2	2	0	0	0	0	0	0	0	1	1	0	0	0	0	0	0	1	1	0	0	0	0	0	0	0	0	
HARNEY	HARNEY SO	2	2	2	0	0	0	0	0	0	0	2	2	0	0	0	0	0	0	0	0	0	0	0	0	0	0	0	0	
HARNEY	HARNEY SO	3	1	1	0	0	0	0	0	0	0	0	0	0	0	0	0	0	0	0	0	0	0	0	0	1	1	0	0	
HARNEY	HARNEY SO	4	2	2	0	0	0	0	0	0	0	2	2	0	0	0	0	0	0	0	0	0	0	0	0	0	0	0	0	
AGENCY TOTAL			7	7	0	0	0	0	0	0	0	5	5	0	0	0	0	0	0	1	1	0	0	0	0	0	1	1	0	
HARNEY	BURNS PD	1	0	0																										
HARNEY	BURNS PD	2	0	0																										
HARNEY	BURNS PD	3	3	3	0	0	0	0	0	0	0	1	1	0	0	0	0	0	0	0	0	0	0	0	0	0	2	2	0	
HARNEY	BURNS PD	4	7	6	0	0	0	0	0	0	0	4	4	0	0	0	0	0	0	0	0	0	0	0	0	0	3	2	0	
AGENCY TOTAL			10	9	0	0	0	0	0	0	0	5	5	0	0	0	0	0	0	0	0	0	0	0	0	0	5	4	0	
HARNEY	HINES PD	1	5	1	0	0	0	0	3	0	0	0	0	0	0	0	0	0	0	0	0	0	0	0	0	0	2	1	0	
HARNEY	HINES PD	2	4	0	0	0	0	0	1	0	0	1	0	0	0	0	0	0	2	0	0	0	0	0	0	0	0	0	0	
HARNEY	HINES PD	3	1	0	0	0	0	0	1	0	0	0	0	0	0	0	0	0	0	0	0	0	0	0	0	0	0	0	0	
HARNEY	HINES PD	4	6	2	0	0	0	0	2	2	0	3	0	0	0	0	0	0	1	0	0	0	0	0	0	0	0	0	0	
AGENCY TOTAL			16	3	0	0	0	0	7	2	0	4	0	0	0	0	0	0	3	0	0	0	0	0	0	0	2	1	0	
HARNEY	OSP HARNEY	1	0	0	0	0	0	0	0	0	0	0	0	0	0	0	0	0	0	0	0	0	0	0	0	0	0	0	0	
HARNEY	OSP HARNEY	2	0	0	0	0	0	0	0	0	0	0	0	0	0	0	0	0	0	0	0	0	0	0	0	0	0	0	0	
HARNEY	OSP HARNEY	3	0	0	0	0	0	0	0	0	0	0	0	0	0	0	0	0	0	0	0	0	0	0	0	0	0	0	0	
HARNEY	OSP HARNEY	4	0	0	0	0	0	0	0	0	0	0	0	0	0	0	0	0	0	0	0	0	0	0	0	0	0	0	0	
AGENCY TOTAL			0	0	0	0	0	0	0	0	0	0	0	0	0	0	0	0	0	0	0	0	0	0	0	0	0	0	0	0
1st QTR COUNTY TOTAL			7	3	0	0	0	0	3	0	0	1	1	0	0	0	0	0	1	1	0	0	0	0	0	0	2	1	0	
2nd QTR COUNTY TOTAL			6	2	0	0	0	0	1	0	0	3	2	0	0	0	0	0	2	0	0	0	0	0	0	0	0	0	0	0
3rd QTR COUNTY TOTAL			4	3	0	0	0	0	1	0	0	1	1	0	0	0	0	0	0	0	0	0	0	0	0	0	2	2	0	
4th QTR COUNTY TOTAL			13	8	0	0	0	0	2	2	0	7	4	0	0	0	0	0	1	0	0	0	0	0	0	0	3	2	0	
HARNEY COUNTY GRAND TOTAL			30	16	0	0	0	0	7	2	0	12	8	0	0	0	0	0	4	1	0	0	0	0	0	0	7	5	0	
HOOD RIVER	HOOD RIVER SO	1	0	0																										
HOOD RIVER	HOOD RIVER SO	2	0	0																										
HOOD RIVER	HOOD RIVER SO	3	0	0																										
HOOD RIVER	HOOD RIVER SO	4	0	0																										
AGENCY TOTAL			0	0																										
HOOD RIVER	HOOD RIVER PD	1	0	0																										
HOOD RIVER	HOOD RIVER PD	2	0	0																										
HOOD RIVER	HOOD RIVER PD	3	0	0																										
HOOD RIVER	HOOD RIVER PD	4	0	0																										
AGENCY TOTAL			0	0	0	0	0	0	0	0	0	0	0	0	0	0	0	0	0	0	0	0	0	0	0	0	0	0	0	0
HOOD RIVER	OSP HOOD RIVER	1	0	0	0	0	0	0	0	0	0	0	0	0	0	0	0	0	0	0	0	0	0	0	0	0	0	0	0	
HOOD RIVER	OSP HOOD RIVER	2	0	0	0	0	0	0	0	0	0	0	0	0	0	0	0	0	0	0	0	0	0	0	0	0	0	0	0	
HOOD RIVER	OSP HOOD RIVER	3	0	0	0	0	0	0	0	0	0	0	0	0	0	0	0	0	0	0	0	0	0	0	0	0	0	0	3	
HOOD RIVER	OSP HOOD RIVER	4	0	0	0	0	0	0	0	0	0	0	0	0	0	0	0	0	0	0	0	0	0	0	0	0	0	0	0	
AGENCY TOTAL			0	0	0	0	0	0	0	0	0	0	0	0	0	0	0	0	0	0	0	0	0	0	0	0	0	0	0	3
1st QTR COUNTY TOTAL			0	0	0	0	0	0	0	0	0	0	0	0	0	0	0	0	0	0	0	0	0	0	0	0	0	0	0	0
2nd QTR COUNTY TOTAL			0	0	0	0	0	0	0	0	0	0	0	0	0	0	0	0	0	0	0	0	0	0	0	0	0	0	0	0
3rd QTR COUNTY TOTAL			0	0	0	0	0	0	0	0	0	0	0	0	0	0	0	0	0	0	0	0	0	0	0	0	0	0	0	3
4th QTR COUNTY TOTAL			0	0	0	0	0	0	0	0	0	0	0	0	0	0	0	0	0	0	0	0	0	0	0	0	0	0	0	0
HOOD RIVER COUNTY GRAND TOTAL			0	0	0	0	0	0	0	0	0	0	0	0	0	0	0	0	0	0	0	0	0	0	0	0	0	0	0	3

*Zeros (0) indicate that no offenses or arrests for a particular crime type were reported to law enforcement.
Blank lines (no numbers or zeros (0)) indicate that a law enforcement agency did not submit data to the Oregon Uniform Crime Reporting program.

2004 DOMESTIC DISTURBANCES BY AGENCY*, COUNTY AND STATE

COUNTY	AGENCY	QTR	TOTAL		HOMICIDE		RAPE		AGG. ASSLT		BURGLARY		SIMP ASSLT		VANDALISM		OTH SEX CRIM		DIS.COND		TRESPASS		CRIM THREAT		ALL OTHER		RESTRN. ORD		NON-CRIM OFF.	
			OFF.	ARR.	OFF.	ARR.	OFF.	ARR.	OFF.	ARR.	OFF.	ARR.	OFF.	ARR.	OFF.	ARR.	OFF.	ARR.	OFF.	ARR.	OFF.	ARR.	OFF.	ARR.	OFF.	ARR.	OFF.	ARR.		
JACKSON	JACKSON SO	1	81	55	0	0	0	0	10	9	0	0	43	35	3	1	0	0	5	2	5	1	14	1	1	6	0	0	59	
JACKSON	JACKSON SO	2	57	46	0	0	0	0	6	5	0	0	37	27	0	0	0	0	4	3	0	0	7	4	3	7	0	0	98	
JACKSON	JACKSON SO	3	81	44	0	0	1	0	11	8	2	3	45	26	4	1	0	0	1	0	4	1	13	4	0	1	0	0	88	
JACKSON	JACKSON SO	4	74	41	0	0	0	0	9	8	1	4	42	15	1	0	0	0	2	0	0	0	14	8	5	6	0	0	81	
AGENCY TOTAL			293	186	0	0	1	0	36	30	3	7	167	103	8	2	0	0	12	5	9	2	48	17	9	20	0	0	326	
JACKSON	ASHLAND PD	1	23	27	0	0	1	3	0	0	0	0	10	17	1	0	2	0	4	4	0	0	0	0	5	3	0	0	1	
JACKSON	ASHLAND PD	2	15	15	0	0	0	0	0	0	1	0	6	11	1	0	0	0	4	4	0	0	0	0	3	0	0	0	0	
JACKSON	ASHLAND PD	3	24	26	0	0	0	0	0	0	2	0	6	11	1	0	0	0	8	7	1	1	0	0	6	7	0	0	0	
JACKSON	ASHLAND PD	4	8	8	0	0	0	0	0	0	0	0	3	4	0	0	0	0	4	4	0	0	0	0	1	0	0	0	0	
AGENCY TOTAL			70	76	0	0	1	3	0	0	3	0	25	43	3	0	2	0	20	19	1	1	0	0	15	10	0	0	1	
JACKSON	CENTRAL POINT PD	1	16	22	0	0	0	0	0	0	0	0	8	12	0	0	0	0	1	0	0	0	1	2	6	8	0	0	30	
JACKSON	CENTRAL POINT PD	2	26	68	1	1	0	0	0	0	0	0	10	41	1	2	0	0	1	0	0	0	11	22	2	2	0	0	27	
JACKSON	CENTRAL POINT PD	3	35	33	0	0	0	0	1	1	0	0	15	16	1	0	0	0	2	2	0	0	13	12	3	2	0	0	33	
JACKSON	CENTRAL POINT PD	4	17	14	0	0	0	0	0	0	0	0	11	10	0	0	0	0	0	0	0	0	6	4	0	0	0	0	24	
AGENCY TOTAL			94	137	1	1	0	0	1	1	0	0	44	79	2	2	0	0	4	2	0	0	31	40	11	12	0	0	114	
JACKSON	JACKSONVILLE PD	1	1	2	0	0	0	0	0	0	0	0	1	1	0	0	0	0	0	0	0	0	0	0	0	1	0	0	1	
JACKSON	JACKSONVILLE PD	2	0	0	0	0	0	0	0	0	0	0	0	0	0	0	0	0	0	0	0	0	0	0	0	0	0	0	0	
JACKSON	JACKSONVILLE PD	3	1	0	0	0	0	0	0	0	0	0	0	0	0	0	0	0	0	0	0	0	1	0	0	0	0	0	1	
JACKSON	JACKSONVILLE PD	4	2	1	0	0	0	0	0	0	0	0	1	1	0	0	0	0	0	0	0	0	1	0	0	0	0	0	2	
AGENCY TOTAL			4	3	0	0	0	0	0	0	0	0	2	2	0	0	0	0	0	0	0	0	2	0	0	1	0	0	4	
JACKSON	MEDFORD PD	1	69	66	1	1	0	0	2	2	0	0	48	51	2	1	1	1	2	2	0	0	11	8	2	0	0	0	1	
JACKSON	MEDFORD PD	2	107	81	0	0	1	1	12	12	0	0	48	41	6	3	0	0	0	0	2	1	36	22	2	1	0	0	7	
JACKSON	MEDFORD PD	3	91	47	0	0	1	0	12	11	0	0	37	34	0	0	0	0	1	2	0	0	39	0	1	0	0	0	2	
JACKSON	MEDFORD PD	4	112	100	0	0	0	0	11	11	3	3	54	50	2	0	0	0	1	6	1	0	36	28	4	2	0	0	0	
AGENCY TOTAL			379	294	1	1	2	1	37	36	3	3	187	176	10	4	1	1	4	10	3	1	122	58	9	3	0	0	10	
JACKSON	PHOENIX PD	1	4	3	0	0	0	0	1	0	0	0	2	2	0	0	0	0	0	0	0	0	0	0	1	1	0	0	0	
JACKSON	PHOENIX PD	2	6	8	0	0	0	0	0	0	0	0	3	8	0	0	0	0	0	0	0	0	0	0	3	0	0	0	1	
JACKSON	PHOENIX PD	3	0	0	0	0	0	0	0	0	0	0	0	0	0	0	0	0	0	0	0	0	0	0	0	0	0	0	0	
JACKSON	PHOENIX PD	4	3	3	0	0	0	0	0	0	0	0	2	3	0	0	0	0	0	0	0	0	0	0	1	0	0	0	4	
AGENCY TOTAL			13	14	0	0	0	0	1	0	0	0	7	13	0	0	0	0	0	0	0	0	0	0	0	5	1	0	0	5
JACKSON	TALENT PD	1	0	0	0	0	0	0	0	0	0	0	0	0	0	0	0	0	0	0	0	0	0	0	0	0	0	0	8	
JACKSON	TALENT PD	2	0	0	0	0	0	0	0	0	0	0	0	0	0	0	0	0	0	0	0	0	0	0	0	0	0	0	0	
JACKSON	TALENT PD	3	0	0	0	0	0	0	0	0	0	0	0	0	0	0	0	0	0	0	0	0	0	0	0	0	0	0	0	
JACKSON	TALENT PD	4	0	0	0	0	0	0	0	0	0	0	0	0	0	0	0	0	0	0	0	0	0	0	0	0	0	0	8	
AGENCY TOTAL			0	0	0	0	0	0	0	0	0	0	0	0	0	0	0	0	0	0	0	0	0	0	0	0	0	0	8	

*Zeros (0) indicate that no offenses or arrests for a particular crime type were reported to law enforcement.
Blank lines (no numbers or zeros (0)) indicate that a law enforcement agency did not submit data to the Oregon Uniform Crime Reporting program.

2004 DOMESTIC DISTURBANCES BY AGENCY*, COUNTY AND STATE

COUNTY	AGENCY	QTR	TOTAL		HOMICIDE		RAPE		AGG. ASSLT		BURGLARY		SIMP ASSLT		VANDALISM		OTH SEX CRIM		DIS.COND		TRESPASS		CRIM THREAT		ALL OTHER		RESTRN. ORD		NON-CRIM	
			OFF.	ARR.	OFF.	ARR.	OFF.	ARR.	OFF.	ARR.	OFF.	ARR.	OFF.	ARR.	OFF.	ARR.	OFF.	ARR.	OFF.	ARR.	OFF.	ARR.	OFF.	ARR.	OFF.	ARR.	OFF.	ARR.	OFF.	
JACKSON	EAGLE POINT PD	1	1	1	0	0	0	0	0	0	0	0	1	1	0	0	0	0	0	0	0	0	0	0	0	0	0	0	0	0
JACKSON	EAGLE POINT PD	2	0	0	0	0	0	0	0	0	0	0	0	0	0	0	0	0	0	0	0	0	0	0	0	0	0	0	0	
JACKSON	EAGLE POINT PD	3	2	2	0	0	0	0	0	0	0	0	2	2	0	0	0	0	0	0	0	0	0	0	0	0	0	0	0	
JACKSON	EAGLE POINT PD	4	1	1	0	0	0	0	0	0	0	0	1	1	0	0	0	0	0	0	0	0	0	0	0	0	0	0	0	
AGENCY TOTAL			4	4	0	0	0	0	0	0	0	0	4	4	0	0	0	0	0	0	0	0	0	0	0	0	0	0	0	
JACKSON	ROGUE RIVER PD	1	0	0																										
JACKSON	ROGUE RIVER PD	2	0	0																										
JACKSON	ROGUE RIVER PD	3	0	0																										
JACKSON	ROGUE RIVER PD	4	0	0																										
AGENCY TOTAL			0	0	0	0	0	0	0	0	0	0	0	0	0	0	0	0	0	0	0	0	0	0	0	0	0	0	0	
JACKSON	BUTTE FALLS PD	1	0	0																										
JACKSON	BUTTE FALLS PD	2	0	0																										
JACKSON	BUTTE FALLS PD	3	0	0																										
JACKSON	BUTTE FALLS PD	4	0	0																										
AGENCY TOTAL			0	0	0	0	0	0	0	0	0	0	0	0	0	0	0	0	0	0	0	0	0	0	0	0	0	0	0	
JACKSON	SHADY COVE PD	1	2	0	0	0	1	0	0	0	0	0	0	0	0	0	1	0	0	0	0	0	0	0	0	0	0	0	0	
JACKSON	SHADY COVE PD	2	0	0	0	0	0	0	0	0	0	0	0	0	0	0	0	0	0	0	0	0	0	0	0	0	0	0	0	
JACKSON	SHADY COVE PD	3	0	0	0	0	0	0	0	0	0	0	0	0	0	0	0	0	0	0	0	0	0	0	0	0	0	0	0	
JACKSON	SHADY COVE PD	4	3	1	0	0	1	0	0	0	0	0	1	1	0	0	1	0	0	0	0	0	0	0	0	0	0	0	0	
AGENCY TOTAL			5	1	0	0	2	0	0	0	0	0	1	1	0	0	2	0	0	0	0	0	0	0	0	0	0	0	0	
JACKSON	OSP JACKSON	1	1	1	0	0	0	0	0	0	0	0	0	0	0	0	0	0	0	0	0	0	0	0	0	0	1	1	7	
JACKSON	OSP JACKSON	2	0	0	0	0	0	0	0	0	0	0	0	0	0	0	0	0	0	0	0	0	0	0	0	0	0	0	6	
JACKSON	OSP JACKSON	3	0	0	0	0	0	0	0	0	0	0	0	0	0	0	0	0	0	0	0	0	0	0	0	0	0	0	3	
JACKSON	OSP JACKSON	4	2	0	0	0	0	0	0	0	0	0	1	0	0	0	0	0	0	0	0	0	0	0	0	0	0	0	3	
AGENCY TOTAL			3	1	0	0	0	0	0	0	0	0	1	0	0	0	0	0	0	0	0	0	0	0	0	0	1	1	19	
1st QTR COUNTY TOTAL			198	177	1	1	2	3	13	11	0	0	113	119	6	2	4	1	12	8	5	1	26	11	15	19	1	1	107	
2nd QTR COUNTY TOTAL			211	218	1	1	1	1	18	17	1	0	104	128	8	5	0	0	9	7	2	1	54	48	13	10	0	0	139	
3rd QTR COUNTY TOTAL			234	152	0	0	2	0	24	20	4	3	105	89	6	1	0	0	12	11	5	2	66	16	10	10	0	0	127	
4th QTR COUNTY TOTAL			222	169	0	0	1	0	20	19	4	7	116	85	3	0	1	0	7	10	1	0	58	40	11	8	0	0	122	
JACKSON COUNTY GRAND TOTAL			865	716	2	2	6	4	75	67	9	10	438	421	23	8	5	1	40	36	13	4	204	115	49	47	1	1	495	

*Zeros (0) indicate that no offenses or arrests for a particular crime type were reported to law enforcement.
Blank lines (no numbers or zeros (0)) indicate that a law enforcement agency did not submit data to the Oregon Uniform Crime Reporting program.

2004 DOMESTIC DISTURBANCES BY AGENCY*, COUNTY AND STATE

COUNTY	AGENCY	QTR	TOTAL		HOMICIDE		RAPE		AGG. ASSLT		BURGLARY		SIMP ASSLT		VANDALISM		OTH SEX CRIM		DIS.COND		TRESPASS		CRIM THREAT		ALL OTHER		RESTRN. ORD		NON-CRIM OFF.	
			OFF.	ARR.	OFF.	ARR.	OFF.	ARR.	OFF.	ARR.	OFF.	ARR.	OFF.	ARR.	OFF.	ARR.	OFF.	ARR.	OFF.	ARR.	OFF.	ARR.	OFF.	ARR.	OFF.	ARR.	OFF.	ARR.		
JEFFERSON	JEFFERSON SO	1	14	11	0	0	0	0	0	0	0	0	6	5	0	0	0	0	2	1	0	0	3	2	0	0	3	3	3	
JEFFERSON	JEFFERSON SO	2	13	8	0	0	0	0	0	0	0	0	7	4	0	0	0	0	5	3	0	0	0	0	0	0	1	1	5	
JEFFERSON	JEFFERSON SO	3	23	18	0	0	0	0	0	0	2	1	9	8	0	0	0	0	10	7	0	0	1	1	0	0	1	1	5	
JEFFERSON	JEFFERSON SO	4	15	12	0	0	0	0	0	0	0	0	5	4	0	0	0	0	4	2	0	0	0	0	0	0	6	6	3	
AGENCY TOTAL			65	49	0	0	0	0	0	0	2	1	27	21	0	0	0	0	21	13	0	0	4	3	0	0	11	11	16	
JEFFERSON	CULVER PD	1	0	0																										
JEFFERSON	CULVER PD	2	0	0																										
JEFFERSON	CULVER PD	3	0	0																										
JEFFERSON	CULVER PD	4	0	0																										
AGENCY TOTAL			0	0	0	0	0	0	0	0	0	0	0	0	0	0	0	0	0	0	0	0	0	0	0	0	0	0	0	
JEFFERSON	MADRAS PD	1	20	14	0	0	0	0	1	1	0	0	5	5	0	0	0	0	8	4	0	0	0	0	0	0	6	4	3	
JEFFERSON	MADRAS PD	2	21	14	0	0	0	0	1	1	0	0	13	11	0	0	0	0	4	1	0	0	0	0	0	0	3	1	3	
JEFFERSON	MADRAS PD	3	33	25	0	0	0	0	0	0	0	0	12	12	0	0	0	0	18	11	0	0	1	1	0	0	2	1	1	
JEFFERSON	MADRAS PD	4	15	13	0	0	0	0	0	0	0	0	7	7	0	0	0	0	5	4	0	0	0	0	1	0	2	2	3	
AGENCY TOTAL			89	66	0	0	0	0	2	2	0	0	37	35	0	0	0	0	35	20	0	0	1	1	1	0	13	8	10	
JEFFERSON	OSP JEFFERSON	1	0	0	0	0	0	0	0	0	0	0	0	0	0	0	0	0	0	0	0	0	0	0	0	0	0	0	0	0
JEFFERSON	OSP JEFFERSON	2	1	1	0	0	0	0	0	0	0	0	0	0	0	0	0	0	0	0	0	0	0	0	0	0	1	1	0	
JEFFERSON	OSP JEFFERSON	3	0	0	0	0	0	0	0	0	0	0	0	0	0	0	0	0	0	0	0	0	0	0	0	0	0	0	0	0
JEFFERSON	OSP JEFFERSON	4	0	0	0	0	0	0	0	0	0	0	0	0	0	0	0	0	0	0	0	0	0	0	0	0	0	0	0	0
AGENCY TOTAL			1	1	0	0	0	0	0	0	0	0	0	0	0	0	0	0	0	0	0	0	0	0	0	0	1	1	0	
1st QTR COUNTY TOTAL			34	25	0	0	0	0	1	1	0	0	11	10	0	0	0	0	10	5	0	0	3	2	0	0	9	7	6	
2nd QTR COUNTY TOTAL			35	23	0	0	0	0	1	1	0	0	20	15	0	0	0	0	9	4	0	0	0	0	0	0	5	3	8	
3rd QTR COUNTY TOTAL			56	43	0	0	0	0	0	0	2	1	21	20	0	0	0	0	28	18	0	0	2	2	0	0	3	2	6	
4th QTR COUNTY TOTAL			30	25	0	0	0	0	0	0	0	0	12	11	0	0	0	0	9	6	0	0	0	0	1	0	8	8	6	
JEFFERSON COUNTY GRAND TOTAL			155	116	0	0	0	0	2	2	2	1	64	56	0	0	0	0	56	33	0	0	5	4	1	0	25	20	26	
JOSEPHINE	JOSEPHINE SO	1	0	0																										
JOSEPHINE	JOSEPHINE SO	2	0	0																										
JOSEPHINE	JOSEPHINE SO	3	0	0																										
JOSEPHINE	JOSEPHINE SO	4	0	0																										
AGENCY TOTAL			0	0	0	0	0	0	0	0	0	0	0	0	0	0	0	0	0	0	0	0	0	0	0	0	0	0	0	0
JOSEPHINE	GRANTS PASS PD	1	0	0																										
JOSEPHINE	GRANTS PASS PD	2	0	0																										
JOSEPHINE	GRANTS PASS PD	3	0	0																										
JOSEPHINE	GRANTS PASS PD	4	0	0																										
AGENCY TOTAL			0	0	0	0	0	0	0	0	0	0	0	0	0	0	0	0	0	0	0	0	0	0	0	0	0	0	0	0
JOSEPHINE	OSP JOSEPHINE	1	0	0	0	0	0	0	0	0	0	0	0	0	0	0	0	0	0	0	0	0	0	0	0	0	0	0	0	0
JOSEPHINE	OSP JOSEPHINE	2	2	2	0	0	0	0	0	0	0	0	2	2	0	0	0	0	0	0	0	0	0	0	0	0	0	0	0	1
JOSEPHINE	OSP JOSEPHINE	3	2	2	0	0	0	0	0	0	0	0	1	1	0	0	0	0	0	0	0	0	0	0	0	0	1	1	3	
JOSEPHINE	OSP JOSEPHINE	4	0	0	0	0	0	0	0	0	0	0	0	0	0	0	0	0	0	0	0	0	0	0	0	0	0	0	4	
AGENCY TOTAL			4	4	0	0	0	0	0	0	0	0	3	3	0	0	0	0	0	0	0	0	0	0	0	0	1	1	8	
1st QTR COUNTY TOTAL			0	0	0	0	0	0	0	0	0	0	0	0	0	0	0	0	0	0	0	0	0	0	0	0	0	0	0	0
2nd QTR COUNTY TOTAL			2	2	0	0	0	0	0	0	0	0	2	2	0	0	0	0	0	0	0	0	0	0	0	0	0	0	0	1
3rd QTR COUNTY TOTAL			2	2	0	0	0	0	0	0	0	0	1	1	0	0	0	0	0	0	0	0	0	0	0	0	1	1	3	
4th QTR COUNTY TOTAL			0	0	0	0	0	0	0	0	0	0	0	0	0	0	0	0	0	0	0	0	0	0	0	0	0	0	4	
JOSEPHINE COUNTY GRAND TOTAL			4	4	0	0	0	0	0	0	0	0	3	3	0	0	0	0	0	0	0	0	0	0	0	1	1	8		

*Zeros (0) indicate that no offenses or arrests for a particular crime type were reported to law enforcement.
Blank lines (no numbers or zeros (0)) indicate that a law enforcement agency did not submit data to the Oregon Uniform Crime Reporting program.

2004 DOMESTIC DISTURBANCES BY AGENCY*, COUNTY AND STATE

COUNTY	AGENCY	QTR	TOTAL		HOMICIDE		RAPE		AGG. ASSLT		BURGLARY		SIMP ASSLT		VANDALISM		OTH SEX CRIM		DIS.COND		TRESPASS		CRIM THREAT		ALL OTHER		RESTRN. ORD		NON-CRIM OFF.
			OFF.	ARR.	OFF.	ARR.	OFF.	ARR.	OFF.	ARR.	OFF.	ARR.	OFF.	ARR.	OFF.	ARR.	OFF.	ARR.	OFF.	ARR.	OFF.	ARR.	OFF.	ARR.	OFF.	ARR.	OFF.	ARR.	
KLAMATH	KLAMATH SO	1	0	0																									
KLAMATH	KLAMATH SO	2	0	0																									
KLAMATH	KLAMATH SO	3	0	0																									
KLAMATH	KLAMATH SO	4	0	0																									
	AGENCY TOTAL		0	0	0	0	0	0	0	0	0	0	0	0	0	0	0	0	0	0	0	0	0	0	0	0	0	0	0
KLAMATH	KLAMATH FALLS PD	1	48	45	0	0	0	0	0	0	0	26	27	0	0	0	0	2	2	0	0	2	5	0	0	18	11	7	
KLAMATH	KLAMATH FALLS PD	2	51	41	0	0	0	0	0	0	0	33	28	0	0	0	0	0	0	0	0	6	5	0	0	12	8	37	
KLAMATH	KLAMATH FALLS PD	3	0	0																									
KLAMATH	KLAMATH FALLS PD	4	0	0																									
	AGENCY TOTAL		99	86	0	0	0	0	0	0	0	59	55	0	0	0	0	2	2	0	0	8	10	0	0	30	19	44	
KLAMATH	MALIN PD	1	2	1	0	0	0	0	1	0	0	0	0	0	0	0	0	0	0	0	0	0	0	0	0	1	1	0	
KLAMATH	MALIN PD	2	2	2	0	0	0	0	2	2	0	0	0	0	0	0	0	0	0	0	0	0	0	0	0	0	0	0	
KLAMATH	MALIN PD	3	0	0																									
KLAMATH	MALIN PD	4	0	0																									
	AGENCY TOTAL		4	3	0	0	0	0	3	2	0	0	0	0	0	0	0	0	0	0	0	0	0	0	0	1	1	0	
KLAMATH	OSP KLAMATH	1	0	0	0	0	0	0	0	0	0	0	0	0	0	0	0	0	0	0	0	0	0	0	0	0	0	0	
KLAMATH	OSP KLAMATH	2	2	1	0	0	0	0	0	0	0	1	1	0	0	0	0	0	0	0	0	1	0	0	0	0	0	10	
KLAMATH	OSP KLAMATH	3	4	2	0	0	0	0	0	0	0	4	2	0	0	0	0	0	0	0	0	0	0	0	0	0	0	3	
KLAMATH	OSP KLAMATH	4	1	1	0	0	0	0	0	0	0	1	1	0	0	0	0	0	0	0	0	0	0	0	0	0	0	6	
	AGENCY TOTAL		7	4	0	0	0	0	0	0	0	6	4	0	0	0	0	0	0	0	1	0	0	0	0	0	0	19	
	1st QTR COUNTY TOTAL		50	46	0	0	0	0	1	0	0	26	27	0	0	0	0	2	2	0	0	2	5	0	0	19	12	7	
	2nd QTR COUNTY TOTAL		55	44	0	0	0	0	2	2	0	34	29	0	0	0	0	0	0	0	7	5	0	0	12	8	47		
	3rd QTR COUNTY TOTAL		4	2	0	0	0	0	0	0	0	4	2	0	0	0	0	0	0	0	0	0	0	0	0	0	0	3	
	4th QTR COUNTY TOTAL		1	1	0	0	0	0	0	0	0	1	1	0	0	0	0	0	0	0	0	0	0	0	0	0	0	6	
	KLAMATH COUNTY GRAND TOTAL		110	93	0	0	0	0	3	2	0	65	59	0	0	0	0	2	2	0	0	9	10	0	0	31	20	63	
LAKE	LAKE SO	1	0	0																									
LAKE	LAKE SO	2	0	0																									
LAKE	LAKE SO	3	0	0																									
LAKE	LAKE SO	4	0	0																									
	AGENCY TOTAL		0	0	0	0	0	0	0	0	0	0	0	0	0	0	0	0	0	0	0	0	0	0	0	0	0	0	
LAKE	LAKEVIEW PD	1	7	5	0	0	0	0	0	0	0	2	2	0	0	0	0	5	3	0	0	0	0	0	0	0	0	0	
LAKE	LAKEVIEW PD	2	2	2	0	0	0	0	1	1	0	1	1	0	0	0	0	0	0	0	0	0	0	0	0	0	0	0	
LAKE	LAKEVIEW PD	3	0	0																									
LAKE	LAKEVIEW PD	4	1	0																									
	AGENCY TOTAL		10	7	0	0	0	0	1	1	0	4	3	0	0	0	5	3	0	0	0	0	0	0	0	0	0	0	
LAKE	OSP LAKE	1	0	0	0	0	0	0	0	0	0	0	0	0	0	0	0	0	0	0	0	0	0	0	0	0	0	0	
LAKE	OSP LAKE	2	0	0	0	0	0	0	0	0	0	0	0	0	0	0	0	0	0	0	0	0	0	0	0	0	0	0	
LAKE	OSP LAKE	3	1	1	0	0	0	0	0	0	0	1	1	0	0	0	0	0	0	0	0	0	0	0	0	0	0	0	
LAKE	OSP LAKE	4	0	0	0	0	0	0	0	0	0	0	0	0	0	0	0	0	0	0	0	0	0	0	0	0	0	0	
	AGENCY TOTAL		1	1	0	0	0	0	0	0	0	1	1	0	0	0	0	0	0	0	0	0	0	0	0	0	0	0	
	1st QTR COUNTY TOTAL		7	5	0	0	0	0	0	0	0	2	2	0	0	0	5	3	0	0	0	0	0	0	0	0	0	0	
	2nd QTR COUNTY TOTAL		2	2	0	0	0	0	1	1	0	1	1	0	0	0	0	0	0	0	0	0	0	0	0	0	0	0	
	3rd QTR COUNTY TOTAL		1	1	0	0	0	0	0	0	0	1	1	0	0	0	0	0	0	0	0	0	0	0	0	0	0	0	
	4th QTR COUNTY TOTAL		1	0	0	0	0	0	0	0	0	1	0	0	0	0	0	0	0	0	0	0	0	0	0	0	0	0	
	LAKE COUNTY GRAND TOTAL		9	7	0	0	0	0	1	1	0	3	3	0	0	0	5	3	0	0	0	0	0	0	0	0	0	0	

*Zeros (0) indicate that no offenses or arrests for a particular crime type were reported to law enforcement.
 Blank lines (no numbers or zeros (0)) indicate that a law enforcement agency did not submit data to the Oregon Uniform Crime Reporting program.

2004 DOMESTIC DISTURBANCES BY AGENCY*, COUNTY AND STATE

COUNTY	AGENCY	QTR	TOTAL		HOMICIDE		RAPE		AGG. ASSLT		BURGLARY		SIMP ASSLT		VANDALISM		OTH SEX CRIM		DIS.COND		TRESPASS		CRIM THREAT		ALL OTHER		RESTRN. ORD		NON-CRIM OFF.
			OFF.	ARR.	OFF.	ARR.	OFF.	ARR.	OFF.	ARR.	OFF.	ARR.	OFF.	ARR.	OFF.	ARR.	OFF.	ARR.	OFF.	ARR.	OFF.	ARR.	OFF.	ARR.	OFF.	ARR.	OFF.	ARR.	
LANE	LANE SO	1	75	72	1	1	0	0	6	6	0	0	31	31	0	0	0	0	0	0	0	0	15	15	0	0	22	19	47
LANE	LANE SO	2	88	79	0	0	0	0	10	10	0	0	42	42	0	0	0	0	4	4	0	0	11	11	0	0	21	12	34
LANE	LANE SO	3	71	72	0	0	0	0	10	10	0	0	27	27	0	0	0	0	1	1	0	0	13	13	0	0	20	21	79
LANE	LANE SO	4	88	78	0	0	0	0	10	10	0	0	40	40	0	0	0	0	3	3	0	0	14	14	0	0	21	11	70
	AGENCY TOTAL		322	301	1	1	0	0	36	36	0	0	140	140	0	0	0	0	8	8	0	0	53	53	0	0	84	63	230
LANE	COTTAGE GROVE PD	1	7	4	1	1	0	0	0	0	0	0	2	0	0	0	0	0	3	3	0	0	0	0	0	0	1	0	24
LANE	COTTAGE GROVE PD	2	18	11	0	0	0	0	0	0	0	0	8	8	0	0	0	0	1	1	0	0	1	1	0	0	8	1	22
LANE	COTTAGE GROVE PD	3	21	13	0	0	0	0	0	0	0	0	10	8	0	0	0	0	0	0	0	0	0	0	1	1	10	4	21
LANE	COTTAGE GROVE PD	4	15	6	0	0	0	0	0	0	0	0	5	5	0	0	0	0	0	0	0	0	0	0	0	10	1	15	
	AGENCY TOTAL		61	34	1	1	0	0	0	0	0	0	25	21	0	0	0	0	4	4	0	0	1	1	1	1	29	6	82
LANE	EUGENE PD	1	95	82	0	0	0	0	3	3	0	0	37	37	0	0	0	0	0	0	0	0	14	14	0	0	41	28	187
LANE	EUGENE PD	2	162	131	0	0	0	0	13	13	0	0	59	59	0	0	0	0	0	0	0	0	14	14	2	2	74	43	156
LANE	EUGENE PD	3	141	124	1	1	0	0	8	8	0	0	75	75	0	0	0	0	0	0	0	0	14	14	0	0	43	26	162
LANE	EUGENE PD	4	0	0	0	0	0	0	0	0	0	0	0	0	0	0	0	0	0	0	0	0	0	0	0	0	0	0	0
	AGENCY TOTAL		398	337	1	1	0	0	24	24	0	0	171	171	0	0	0	0	0	0	0	42	42	2	2	158	97	505	
LANE	FLORENCE PD	1	10	5	0	0	0	0	0	0	0	0	4	4	0	0	0	0	0	0	0	0	0	0	0	0	6	1	1
LANE	FLORENCE PD	2	6	1	0	0	0	0	0	0	0	0	1	1	0	0	0	0	0	0	0	0	0	0	0	0	5	0	1
LANE	FLORENCE PD	3	11	4	0	0	0	0	1	1	0	0	3	3	0	0	0	0	1	0	0	0	0	0	0	0	6	0	1
LANE	FLORENCE PD	4	17	3	0	0	0	0	0	0	0	0	3	0	0	0	0	0	1	0	0	0	0	0	0	13	3	0	
	AGENCY TOTAL		44	13	0	0	0	0	1	1	0	0	11	8	0	0	0	0	2	0	0	0	0	0	0	0	30	4	3
LANE	JUNCTION CITY PD	1	12	12	0	0	0	0	0	0	0	0	6	6	0	0	0	0	0	0	0	0	0	0	0	0	6	6	4
LANE	JUNCTION CITY PD	2	10	8	0	0	0	0	0	0	0	0	5	5	0	0	0	0	1	1	0	0	1	1	0	0	3	1	2
LANE	JUNCTION CITY PD	3	8	9	0	0	0	0	1	1	0	0	6	6	0	0	0	0	0	0	0	0	1	1	0	0	0	1	17
LANE	JUNCTION CITY PD	4	7	8	0	0	0	0	0	0	0	0	4	4	0	0	0	0	0	0	0	0	0	0	0	3	4	12	
	AGENCY TOTAL		37	37	0	0	0	0	1	1	0	0	21	21	0	0	0	0	1	1	0	0	2	2	0	0	12	12	35
LANE	OAKRIDGE PD	1	0	0	0	0	0	0	0	0	0	0	0	0	0	0	0	0	0	0	0	0	0	0	0	0	0	0	0
LANE	OAKRIDGE PD	2	0	0	0	0	0	0	0	0	0	0	0	0	0	0	0	0	0	0	0	0	0	0	0	0	0	0	0
LANE	OAKRIDGE PD	3	0	0	0	0	0	0	0	0	0	0	0	0	0	0	0	0	0	0	0	0	0	0	0	0	0	0	0
LANE	OAKRIDGE PD	4	0	0	0	0	0	0	0	0	0	0	0	0	0	0	0	0	0	0	0	0	0	0	0	0	0	0	0
	AGENCY TOTAL		0	0	0	0	0	0	0	0	0	0	0	0	0	0	0	0	0	0	0	0	0	0	0	0	0	0	0

*Zeros (0) indicate that no offenses or arrests for a particular crime type were reported to law enforcement.
 Blank lines (no numbers or zeros (0)) indicate that a law enforcement agency did not submit data to the Oregon Uniform Crime Reporting program.

2004 DOMESTIC DISTURBANCES BY AGENCY*, COUNTY AND STATE

COUNTY	AGENCY	QTR	TOTAL		HOMICIDE		RAPE		AGG. ASSLT		BURGLARY		SIMP ASSLT		VANDALISM		OTH SEX CRIM		DIS.COND		TRESPASS		CRIM THREAT		ALL OTHER		RESTRN. ORD		NON-CRIM OFF.	
			OFF.	ARR.	OFF.	ARR.	OFF.	ARR.	OFF.	ARR.	OFF.	ARR.	OFF.	ARR.	OFF.	ARR.	OFF.	ARR.	OFF.	ARR.	OFF.	ARR.	OFF.	ARR.	OFF.	ARR.	OFF.	ARR.		
LANE	SPRINGFIELD PD	1	66	47	0	0	0	0	3	3	0	0	26	26	0	0	0	0	0	0	0	0	7	7	0	0	30	11	46	
LANE	SPRINGFIELD PD	2	82	58	0	0	0	0	1	1	0	0	38	38	0	0	0	0	0	0	0	0	5	5	0	0	38	14	37	
LANE	SPRINGFIELD PD	3	103	67	0	0	0	0	1	1	0	0	36	36	0	0	0	0	0	0	0	0	6	6	0	0	60	24	118	
LANE	SPRINGFIELD PD	4	76	61	0	0	0	0	2	2	0	0	29	29	0	0	0	0	0	0	0	0	4	4	0	0	41	26	99	
AGENCY TOTAL			0	0																										
LANE	COBURG PD	1	0	0																										
LANE	COBURG PD	2	0	0																										
LANE	COBURG PD	3	0	0																										
LANE	COBURG PD	4	0	0																										
AGENCY TOTAL			0	0																										
LANE	CRESWELL PD	1	0	0																										
LANE	CRESWELL PD	2	0	0																										
LANE	CRESWELL PD	3	0	0																										
LANE	CRESWELL PD	4	0	0																										
AGENCY TOTAL			0	0	0	0	0	0	0	0	0	0	0	0	0	0	0	0	0	0	0	0	0	0	0	0	0	0	0	
LANE	VENETA PD	1	0	0																										
LANE	VENETA PD	2	0	0																										
LANE	VENETA PD	3	0	0																										
LANE	VENETA PD	4	0	0																										
AGENCY TOTAL			0	0	0	0	0	0	0	0	0	0	0	0	0	0	0	0	0	0	0	0	0	0	0	0	0	0	0	
LANE	OSP LANE	1	2	2	0	0	0	0	0	0	0	0	2	2	0	0	0	0	0	0	0	0	0	0	0	0	0	0	10	
LANE	OSP LANE	2	2	1	0	0	0	0	0	0	0	0	2	1	0	0	0	0	0	0	0	0	0	0	0	0	0	0	8	
LANE	OSP LANE	3	8	12	0	0	0	0	1	2	0	0	7	10	0	0	0	0	0	0	0	0	0	0	0	0	0	0	21	
LANE	OSP LANE	4	2	0	0	0	0	0	0	0	0	0	1	0	0	0	0	0	0	0	0	0	0	0	1	0	0	0	9	
AGENCY TOTAL			14	15	0	0	0	0	1	2	0	0	12	13	0	0	0	0	0	0	0	0	0	0	1	0	0	0	48	
1st QTR COUNTY TOTAL			267	224	2	2	0	0	12	12	0	0	108	106	0	0	0	0	3	3	0	0	36	36	0	0	106	65	319	
2nd QTR COUNTY TOTAL			368	289	0	0	0	0	24	24	0	0	155	154	0	0	0	0	6	6	0	0	32	32	2	2	149	71	260	
3rd QTR COUNTY TOTAL			363	301	1	1	0	0	22	23	0	0	164	165	0	0	0	0	2	1	0	0	34	34	1	1	139	76	419	
4th QTR COUNTY TOTAL			205	156	0	0	0	0	12	12	0	0	82	78	0	0	0	0	4	3	0	0	18	18	1	0	88	45	205	
LANE COUNTY GRAND TOTAL			1203	970	3	3	0	0	70	71	0	0	509	503	0	0	0	0	15	13	0	0	120	120	4	3	482	257	1203	

*Zeros (0) indicate that no offenses or arrests for a particular crime type were reported to law enforcement.
Blank lines (no numbers or zeros (0)) indicate that a law enforcement agency did not submit data to the Oregon Uniform Crime Reporting program.

2004 DOMESTIC DISTURBANCES BY AGENCY*, COUNTY AND STATE

COUNTY	AGENCY	QTR	TOTAL		HOMICIDE		RAPE		AGG. ASSLT		BURGLARY		SIMP ASSLT		VANDALISM		OTH SEX CRIM		DIS.COND		TRESPASS		CRIM THREAT		ALL OTHER		RESTRN. ORD		NON-CRIM OFF.
			OFF.	ARR.	OFF.	ARR.	OFF.	ARR.	OFF.	ARR.	OFF.	ARR.	OFF.	ARR.	OFF.	ARR.	OFF.	ARR.	OFF.	ARR.	OFF.	ARR.	OFF.	ARR.	OFF.	ARR.	OFF.	ARR.	
LINCOLN	LINCOLN SO	1	27	12	0	0	0	0	9	4	0	0	10	4	0	0	0	0	0	0	0	0	0	0	0	0	8	4	57
LINCOLN	LINCOLN SO	2	49	26	0	0	0	0	11	7	0	0	30	18	0	0	0	0	0	0	0	0	0	0	0	0	8	1	61
LINCOLN	LINCOLN SO	3	37	27	0	0	0	0	16	12	0	0	13	11	0	0	0	0	0	0	0	0	0	0	0	8	4	75	
LINCOLN	LINCOLN SO	4	48	34	0	0	0	0	10	10	0	0	20	14	0	0	0	0	0	0	0	0	0	0	0	18	10	59	
AGENCY TOTAL			161	99	0	0	0	0	46	33	0	0	73	47	0	0	0	0	0	0	0	0	0	0	0	42	19	252	
LINCOLN	LINCOLN CITY PD	1	0	0																									
LINCOLN	LINCOLN CITY PD	2	0	0																									
LINCOLN	LINCOLN CITY PD	3	0	0																									
LINCOLN	LINCOLN CITY PD	4	0	0																									
AGENCY TOTAL			0	0	0	0	0	0	0	0	0	0	0	0	0	0	0	0	0	0	0	0	0	0	0	0	0	0	
LINCOLN	NEWPORT PD	1	22	14	0	0	0	0	8	9	2	0	3	3	1	0	0	0	0	0	1	0	0	0	7	2	0	0	32
LINCOLN	NEWPORT PD	2	19	15	0	0	0	0	9	9	0	0	2	3	0	0	1	0	2	0	1	0	1	0	3	3	0	0	10
LINCOLN	NEWPORT PD	3	28	23	0	0	0	0	5	6	1	0	14	12	2	4	0	0	2	1	0	0	0	0	4	0	0	0	11
LINCOLN	NEWPORT PD	4	99	74	0	0	0	0	29	26	3	1	35	25	3	3	1	0	6	6	2	1	3	3	17	9	0	0	59
AGENCY TOTAL			168	126	0	0	0	0	51	50	6	1	54	43	6	7	2	0	10	7	4	1	4	3	31	14	0	0	112
LINCOLN	TOLEDO PD	1	0	0																									
LINCOLN	TOLEDO PD	2	0	0																									
LINCOLN	TOLEDO PD	3	0	0																									
LINCOLN	TOLEDO PD	4	19	14	0	0	0	0	0	0	0	0	6	6	0	0	0	0	6	3	0	0	2	2	0	0	5	3	5
AGENCY TOTAL			19	14	0	0	0	0	0	0	0	0	6	6	0	0	0	0	6	3	0	0	2	2	0	0	5	3	5
LINCOLN	OSP LINCOLN	1	0	0	0	0	0	0	0	0	0	0	0	0	0	0	0	0	0	0	0	0	0	0	0	0	0	0	1
LINCOLN	OSP LINCOLN	2	1	1	0	0	0	0	0	0	0	0	1	1	0	0	0	0	0	0	0	0	0	0	0	0	0	0	4
LINCOLN	OSP LINCOLN	3	5	4	0	0	0	0	0	0	0	0	3	3	0	0	0	0	0	0	0	0	0	0	0	2	1	8	
LINCOLN	OSP LINCOLN	4	1	1	0	0	0	0	0	0	0	0	1	1	0	0	0	0	0	0	0	0	0	0	0	0	0	0	4
AGENCY TOTAL			7	6	0	0	0	0	0	0	0	0	5	5	0	0	0	0	0	0	0	0	0	0	0	2	1	17	
1st QTR COUNTY TOTAL			49	26	0	0	0	0	17	13	2	0	13	7	1	0	0	0	0	0	1	0	0	0	7	2	8	4	90
2nd QTR COUNTY TOTAL			69	42	0	0	0	0	20	16	0	0	33	22	0	0	1	0	2	0	1	0	1	0	3	3	8	1	75
3rd QTR COUNTY TOTAL			70	54	0	0	0	0	21	18	1	0	30	26	2	4	0	0	2	1	0	0	0	0	4	0	10	5	94
4th QTR COUNTY TOTAL			167	123	0	0	0	0	39	36	3	1	62	46	3	3	1	0	12	9	2	1	5	5	17	9	23	13	127
LINCOLN COUNTY GRAND TOTAL			355	245	0	0	0	0	97	83	6	1	138	101	6	7	2	0	16	10	4	1	6	5	31	14	49	23	386

*Zeros (0) indicate that no offenses or arrests for a particular crime type were reported to law enforcement.
Blank lines (no numbers or zeros (0)) indicate that a law enforcement agency did not submit data to the Oregon Uniform Crime Reporting program.

2004 DOMESTIC DISTURBANCES BY AGENCY*, COUNTY AND STATE

COUNTY	AGENCY	QTR	TOTAL		HOMICIDE		RAPE		AGG. ASSLT		BURGLARY		SIMP ASSLT		VANDALISM		OTH SEX CRIM		DIS.COND		TRESPASS		CRIM THREAT		ALL OTHER		RESTRN. ORD		NON-CRIM
			OFF.	ARR.	OFF.	ARR.	OFF.	ARR.	OFF.	ARR.	OFF.	ARR.	OFF.	ARR.	OFF.	ARR.	OFF.	ARR.	OFF.	ARR.	OFF.	ARR.	OFF.	ARR.	OFF.	ARR.	OFF.	ARR.	OFF.
LINN	LINN SO	1	90	48	0	0	0	0	0	0	0	0	40	32	0	0	0	0	3	3	0	0	0	0	11	4	36	9	51
LINN	LINN SO	2	0	0																									
LINN	LINN SO	3	86	26	0	0	0	0	2	2	0	0	34	10	0	0	0	0	0	0	0	0	0	0	6	2	44	12	88
LINN	LINN SO	4	53	24	0	0	0	0	0	0	0	0	17	15	0	0	0	0	1	0	0	0	0	0	7	3	28	6	55
AGENCY TOTAL			229	98	0	0	0	0	2	2	0	0	91	57	0	0	0	0	4	3	0	0	0	0	24	9	108	27	194
LINN	ALBANY PD	1	0	0																									
LINN	ALBANY PD	2	0	0																									
LINN	ALBANY PD	3	0	0																									
LINN	ALBANY PD	4	0	0																									
AGENCY TOTAL			0	0	0	0	0	0	0	0	0	0	0	0	0	0	0	0	0	0	0	0	0	0	0	0	0	0	0
LINN	LEBANON PD	1	24	13	0	0	0	0	0	0	0	0	14	11	1	1	0	0	0	0	0	0	0	0	0	0	9	1	61
LINN	LEBANON PD	2	29	14	0	0	0	0	0	0	0	0	17	11	1	0	0	0	0	0	1	0	0	0	1	0	9	3	55
LINN	LEBANON PD	3	46	19	0	0	1	0	3	2	0	0	25	11	2	1	0	0	0	0	0	0	0	0	0	0	15	5	87
LINN	LEBANON PD	4	28	16	0	0	0	0	1	0	0	0	10	9	0	0	0	0	0	0	0	0	0	0	0	0	17	7	46
AGENCY TOTAL			127	62	0	0	1	0	4	2	0	0	66	42	4	2	0	0	0	0	1	0	0	0	1	0	50	16	249
LINN	SWEET HOME PD	1	14	13	0	0	0	0	2	2	0	0	6	6	0	0	0	0	2	2	0	0	0	0	0	0	4	3	59
LINN	SWEET HOME PD	2	44	29	0	0	0	0	5	4	0	0	13	11	0	0	0	0	8	5	5	3	1	0	2	0	10	6	62
LINN	SWEET HOME PD	3	59	41	0	0	0	0	8	7	0	0	20	19	0	0	0	0	7	4	10	6	0	0	1	0	13	5	91
LINN	SWEET HOME PD	4	33	29	0	0	0	0	10	10	0	0	17	13	0	0	0	0	2	2	1	1	0	0	0	0	3	3	51
AGENCY TOTAL			150	112	0	0	0	0	25	23	0	0	56	49	0	0	0	0	19	13	16	10	1	0	3	0	30	17	263
LINN	OSP LINN	1	0	0	0	0	0	0	0	0	0	0	0	0	0	0	0	0	0	0	0	0	0	0	0	0	0	0	1
LINN	OSP LINN	2	0	0	0	0	0	0	0	0	0	0	0	0	0	0	0	0	0	0	0	0	0	0	0	0	0	0	4
LINN	OSP LINN	3	3	2	0	0	0	0	0	0	0	0	1	1	0	0	0	0	0	0	0	0	1	0	0	0	1	1	5
LINN	OSP LINN	4	1	0	0	0	0	0	1	0	0	0	0	0	0	0	0	0	0	0	0	0	0	0	0	0	0	0	4
AGENCY TOTAL			4	2	0	0	0	0	1	0	0	0	1	1	0	0	0	0	0	0	0	0	1	0	0	0	1	1	14
1st QTR COUNTY TOTAL			128	74	0	0	0	0	2	2	0	0	60	49	1	1	0	0	5	5	0	0	0	0	11	4	49	13	172
2nd QTR COUNTY TOTAL			73	43	0	0	0	0	5	4	0	0	30	22	1	0	0	0	8	5	6	3	1	0	3	0	19	9	121
3rd QTR COUNTY TOTAL			194	88	0	0	1	0	13	11	0	0	80	41	2	1	0	0	7	4	10	6	1	0	7	2	73	23	271
4th QTR COUNTY TOTAL			115	69	0	0	0	0	12	10	0	0	44	37	0	0	0	0	3	2	1	1	0	0	7	3	48	16	156
LINN COUNTY GRAND TOTAL			510	274	0	0	1	0	32	27	0	0	214	149	4	2	0	0	23	16	17	10	2	0	28	9	189	61	720

*Zeros (0) indicate that no offenses or arrests for a particular crime type were reported to law enforcement.
Blank lines (no numbers or zeros (0)) indicate that a law enforcement agency did not submit data to the Oregon Uniform Crime Reporting program.

2004 DOMESTIC DISTURBANCES BY AGENCY*, COUNTY AND STATE

COUNTY	AGENCY	QTR	TOTAL		HOMICIDE		RAPE		AGG. ASSLT		BURGLARY		SIMP ASSLT		VANDALISM		OTH SEX CRIM		DIS.COND		TRESPASS		CRIM THREAT		ALL OTHER		RESTRN. ORD		NON-CRIM
			OFF.	ARR.	OFF.	ARR.	OFF.	ARR.	OFF.	ARR.	OFF.	ARR.	OFF.	ARR.	OFF.	ARR.	OFF.	ARR.	OFF.	ARR.	OFF.	ARR.	OFF.	ARR.	OFF.	ARR.	OFF.	ARR.	OFF.
MALHEUR	MALHEUR SO	1	16	7	0	0	0	0	1	0	0	0	10	7	0	0	0	0	1	0	0	0	0	0	3	0	1	0	8
MALHEUR	MALHEUR SO	2	16	9	0	0	0	0	0	0	0	0	9	4	0	0	0	0	5	4	0	0	0	0	0	0	2	1	6
MALHEUR	MALHEUR SO	3	17	7	0	0	0	0	0	0	0	0	10	1	0	0	0	0	6	5	0	0	0	0	0	0	1	1	10
MALHEUR	MALHEUR SO	4	14	18	0	0	0	0	1	1	0	0	4	12	0	0	0	0	6	4	0	0	1	1	1	0	1	0	3
AGENCY TOTAL			63	41	0	0	0	0	2	1	0	0	33	24	0	0	0	0	18	13	0	0	1	1	4	0	5	2	27
MALHEUR	NYSSA PD	1	0	0																									
MALHEUR	NYSSA PD	2	0	0																									
MALHEUR	NYSSA PD	3	0	0																									
MALHEUR	NYSSA PD	4	0	0																									
AGENCY TOTAL			0	0	0	0	0	0	0	0	0	0	0	0	0	0	0	0	0	0	0	0	0	0	0	0	0	0	0
MALHEUR	ONTARIO PD	1	41	29	0	0	0	0	0	0	0	0	14	11	0	0	0	0	16	13	0	0	4	4	0	0	7	1	37
MALHEUR	ONTARIO PD	2	41	28	0	0	0	0	0	0	0	0	20	15	0	0	0	0	15	10	0	0	3	0	0	0	3	3	30
MALHEUR	ONTARIO PD	3	49	25	0	0	0	0	1	1	0	0	18	9	0	0	0	0	17	11	0	0	4	4	0	0	9	0	47
MALHEUR	ONTARIO PD	4	46	24	0	0	0	0	0	0	0	0	11	8	0	0	0	0	19	10	0	0	5	3	0	0	11	3	29
AGENCY TOTAL			177	106	0	0	0	0	1	1	0	0	63	43	0	0	0	0	67	44	0	0	16	11	0	0	30	7	143
MALHEUR	OSP MALHEUR	1	1	0	0	0	0	0	0	0	0	0	1	0	0	0	0	0	0	0	0	0	0	0	0	0	0	0	5
MALHEUR	OSP MALHEUR	2	4	4	0	0	0	0	1	1	0	0	3	3	0	0	0	0	0	0	0	0	0	0	0	0	0	0	10
MALHEUR	OSP MALHEUR	3	4	3	0	0	0	0	0	0	0	0	4	3	0	0	0	0	0	0	0	0	0	0	0	0	0	0	0
MALHEUR	OSP MALHEUR	4	2	2	0	0	0	0	0	0	0	0	2	2	0	0	0	0	0	0	0	0	0	0	0	0	0	0	4
AGENCY TOTAL			11	9	0	0	0	0	1	1	0	0	10	8	0	0	0	0	0	0	0	0	0	0	0	0	0	0	19
1st QTR COUNTY TOTAL			58	36	0	0	0	0	1	0	0	0	25	18	0	0	0	0	17	13	0	0	4	4	3	0	8	1	50
2nd QTR COUNTY TOTAL			61	41	0	0	0	0	1	1	0	0	32	22	0	0	0	0	20	14	0	0	3	0	0	0	5	4	46
3rd QTR COUNTY TOTAL			70	35	0	0	0	0	1	1	0	0	32	13	0	0	0	0	23	16	0	0	4	4	0	0	10	1	57
4th QTR COUNTY TOTAL			62	44	0	0	0	0	1	1	0	0	17	22	0	0	0	0	25	14	0	0	6	4	1	0	12	3	36
MALHEUR COUNTY GRAND TOTAL			251	156	0	0	0	0	4	3	0	0	106	75	0	0	0	0	85	57	0	0	17	12	4	0	35	9	189

*Zeros (0) indicate that no offenses or arrests for a particular crime type were reported to law enforcement.
Blank lines (no numbers or zeros (0)) indicate that a law enforcement agency did not submit data to the Oregon Uniform Crime Reporting program.

2004 DOMESTIC DISTURBANCES BY AGENCY*, COUNTY AND STATE

COUNTY	AGENCY	QTR	TOTAL		HOMICIDE		RAPE		AGG. ASSLT		BURGLARY		SIMP ASSLT		VANDALISM		OTH SEX CRIM		DIS.COND		TRESPASS		CRIM THREAT		ALL OTHER		RESTRN. ORD		NON-CRIM OFF.
			OFF.	ARR.	OFF.	ARR.	OFF.	ARR.	OFF.	ARR.	OFF.	ARR.	OFF.	ARR.	OFF.	ARR.	OFF.	ARR.	OFF.	ARR.	OFF.	ARR.	OFF.	ARR.	OFF.	ARR.			
MARION	MARION SO	1	0	0																									
MARION	MARION SO	2	0	0																									
MARION	MARION SO	3	0	0																									
MARION	MARION SO	4	0	0																									
	AGENCY TOTAL		0	0	0	0	0	0	0	0	0	0	0	0	0	0	0	0	0	0	0	0	0	0	0	0	0	0	0
MARION	SALEM PD	1	0	0																									
MARION	SALEM PD	2	0	0																									
MARION	SALEM PD	3	0	0																									
MARION	SALEM PD	4	0	0																									
	AGENCY TOTAL		0	0	0	0	0	0	0	0	0	0	0	0	0	0	0	0	0	0	0	0	0	0	0	0	0	0	0
MARION	SILVERTON PD	1	6	6	0	0	0	0	1	1	0	0	3	4	0	0	0	0	0	0	0	0	1	0	1	1	0	0	0
MARION	SILVERTON PD	2	13	9	0	0	0	0	0	1	0	0	9	5	1	0	0	0	0	0	0	0	2	1	1	2	0	0	0
MARION	SILVERTON PD	3	9	8	0	0	0	0	0	2	0	0	3	3	0	0	0	0	0	0	0	4	2	2	1	0	0	0	0
MARION	SILVERTON PD	4	6	6	0	0	0	0	1	2	0	0	4	3	0	0	0	0	0	0	0	0	1	1	0	0	0	0	0
	AGENCY TOTAL		34	29	0	0	0	0	2	6	0	0	19	15	1	0	0	0	0	0	0	8	4	4	4	0	0	0	0
MARION	STAYTON PD	1	6	4	0	0	0	0	0	0	0	0	0	0	0	0	0	0	0	0	0	0	0	0	0	6	4	0	0
MARION	STAYTON PD	2	3	2	0	0	0	0	0	0	0	0	0	0	0	0	0	0	0	0	0	0	0	0	0	3	2	0	0
MARION	STAYTON PD	3	2	1	0	0	0	0	0	0	0	0	0	0	0	0	0	0	0	0	0	0	0	0	0	2	1	0	0
MARION	STAYTON PD	4	0	0	0	0	0	0	0	0	0	0	0	0	0	0	0	0	0	0	0	0	0	0	0	0	0	0	0
	AGENCY TOTAL		11	7	0	0	0	0	0	0	0	0	0	0	0	0	0	0	0	0	0	0	0	0	0	11	7	0	0
MARION	WOODBURN PD	1	17	16	0	0	0	0	0	0	0	0	15	16	0	0	0	0	0	0	0	0	0	0	2	0	0	0	0
MARION	WOODBURN PD	2	23	16	0	0	0	0	0	0	2	0	18	13	0	0	0	0	0	0	0	0	0	1	1	2	2	0	0
MARION	WOODBURN PD	3	28	23	0	0	0	0	3	3	0	0	20	17	0	0	1	1	0	0	0	0	2	2	2	0	0	0	0
MARION	WOODBURN PD	4	83	67	0	0	0	0	4	4	2	0	67	55	0	0	0	0	0	0	0	0	3	3	2	2	5	3	0
	AGENCY TOTAL		151	122	0	0	0	0	7	7	4	0	120	101	0	0	1	1	0	0	0	0	6	6	8	4	5	3	0
MARION	GERVAIS PD	1	0	0																									
MARION	GERVAIS PD	2	0	0																									
MARION	GERVAIS PD	3	0	0																									
MARION	GERVAIS PD	4	0	0																									
	AGENCY TOTAL		0	0	0	0	0	0	0	0	0	0	0	0	0	0	0	0	0	0	0	0	0	0	0	0	0	0	0
MARION	HUBBARD PD	1	1	0	0	0	0	0	0	0	0	0	1	0	0	0	0	0	0	0	0	0	0	0	0	0	0	0	0
MARION	HUBBARD PD	2	7	4	0	0	0	0	1	0	0	0	5	3	0	0	0	0	0	0	0	0	0	0	1	1	0	0	
MARION	HUBBARD PD	3	1	1	0	0	0	0	0	0	0	0	1	1	0	0	0	0	0	0	0	0	0	0	0	0	0	0	0
MARION	HUBBARD PD	4	5	3	0	0	0	0	1	0	0	0	3	2	0	0	0	0	0	0	0	0	0	0	1	1	0	0	
	AGENCY TOTAL		14	8	0	0	0	0	2	0	0	0	10	6	0	0	0	0	0	0	0	0	0	0	2	2	0	0	0

*Zeros (0) indicate that no offenses or arrests for a particular crime type were reported to law enforcement.
 Blank lines (no numbers or zeros (0)) indicate that a law enforcement agency did not submit data to the Oregon Uniform Crime Reporting program.

2004 DOMESTIC DISTURBANCES BY AGENCY*, COUNTY AND STATE

COUNTY	AGENCY	QTR	TOTAL		HOMICIDE		RAPE		AGG. ASSLT		BURGLARY		SIMP ASSLT		VANDALISM		OTH SEX CRIM		DIS.COND		TRESPASS		CRIM THREAT		ALL OTHER		RESTRN. ORD		NON-CRIM OFF.	
			OFF.	ARR.	OFF.	ARR.	OFF.	ARR.	OFF.	ARR.	OFF.	ARR.	OFF.	ARR.	OFF.	ARR.	OFF.	ARR.	OFF.	ARR.	OFF.	ARR.	OFF.	ARR.	OFF.	ARR.	OFF.	ARR.		
MARION	MT ANGEL PD	1	2	1	0	0	0	0	0	0	0	0	2	1	0	0	0	0	0	0	0	0	0	0	0	0	0	0	0	5
MARION	MT ANGEL PD	2	1	2	0	0	0	0	0	0	0	0	0	0	0	0	0	0	0	0	0	0	0	1	1	0	1	0	0	4
MARION	MT ANGEL PD	3	15	12	0	0	0	0	0	0	2	4	7	4	0	0	0	0	0	0	0	0	0	0	6	4	0	0	6	
MARION	MT ANGEL PD	4	20	16	0	0	0	0	0	0	2	2	10	9	0	0	0	0	0	0	0	0	2	1	3	2	3	2	21	
AGENCY TOTAL			38	31	0	0	0	0	0	0	4	6	19	14	0	0	0	0	0	0	0	0	3	2	9	7	3	2	36	
MARION	TURNER PD	1	5	5	0	0	0	0	0	0	0	0	1	1	0	0	0	0	2	2	0	0	1	1	1	1	0	0	3	
MARION	TURNER PD	2	1	1	0	0	0	0	0	0	0	0	0	0	0	0	0	0	0	0	0	0	0	0	0	0	1	1	1	
MARION	TURNER PD	3	0	0	0	0	0	0	0	0	0	0	0	0	0	0	0	0	0	0	0	0	0	0	0	0	0	0	5	
MARION	TURNER PD	4	7	7	0	0	0	0	0	0	0	0	2	2	0	0	0	0	3	3	0	0	1	1	1	1	0	0	2	
AGENCY TOTAL			13	13	0	0	0	0	0	0	0	0	3	3	0	0	0	0	5	5	0	0	2	2	2	2	1	1	11	
MARION	AUMSVILLE PD	1	0	0																										
MARION	AUMSVILLE PD	2	0	0																										
MARION	AUMSVILLE PD	3	0	0																										
MARION	AUMSVILLE PD	4	0	0																										
AGENCY TOTAL			0	0	0	0	0	0	0	0	0	0	0	0	0	0	0	0	0	0	0	0	0	0	0	0	0	0	0	0
MARION	AURORA PD	1	0	0																										
MARION	AURORA PD	2	0	0																										
MARION	AURORA PD	3	0	0																										
MARION	AURORA PD	4	0	0																										
AGENCY TOTAL			0	0	0	0	0	0	0	0	0	0	0	0	0	0	0	0	0	0	0	0	0	0	0	0	0	0	0	0
MARION	KEIZER PD	1	0	0																										
MARION	KEIZER PD	2	0	0																										
MARION	KEIZER PD	3	0	0																										
MARION	KEIZER PD	4	0	0																										
AGENCY TOTAL			0	0	0	0	0	0	0	0	0	0	0	0	0	0	0	0	0	0	0	0	0	0	0	0	0	0	0	0
MARION	OSP MARION	1	2	1	0	0	0	0	0	0	0	0	0	0	0	0	0	0	0	0	0	0	0	0	0	0	2	1	4	
MARION	OSP MARION	2	4	4	0	0	0	0	0	0	0	0	4	4	0	0	0	0	0	0	0	0	0	0	0	0	0	0	10	
MARION	OSP MARION	3	5	5	0	0	0	0	0	0	0	0	5	5	0	0	0	0	0	0	0	0	0	0	0	0	0	0	18	
MARION	OSP MARION	4	0	0	0	0	0	0	0	0	0	0	0	0	0	0	0	0	0	0	0	0	0	0	0	0	0	0	8	
AGENCY TOTAL			11	10	0	0	0	0	0	0	0	0	9	9	0	0	0	0	0	0	0	0	0	0	0	0	2	1	40	
1st QTR COUNTY TOTAL			39	33	0	0	0	0	1	1	0	0	22	22	0	0	0	0	2	2	0	0	2	1	4	2	8	5	12	
2nd QTR COUNTY TOTAL			52	38	0	0	0	0	1	1	2	0	36	25	1	0	0	0	0	0	0	4	3	4	6	4	4	3	15	
3rd QTR COUNTY TOTAL			60	50	0	0	0	0	3	5	2	4	36	30	0	0	1	1	0	0	0	6	4	10	5	2	1	29		
4th QTR COUNTY TOTAL			121	99	0	0	0	0	6	6	4	2	86	71	0	0	0	0	3	3	0	0	7	6	7	6	8	5	31	
MARION COUNTY GRAND TOTAL			272	220	0	0	0	0	11	13	8	6	180	148	1	0	1	1	5	5	0	0	19	14	25	19	22	14	87	

*Zeros (0) indicate that no offenses or arrests for a particular crime type were reported to law enforcement.
Blank lines (no numbers or zeros (0)) indicate that a law enforcement agency did not submit data to the Oregon Uniform Crime Reporting program.

2004 DOMESTIC DISTURBANCES BY AGENCY*, COUNTY AND STATE

COUNTY	AGENCY	QTR	TOTAL		HOMICIDE		RAPE		AGG. ASSLT		BURGLARY		SIMP ASSLT		VANDALISM		OTH SEX CRIM		DIS.COND		TRESPASS		CRIM THREAT		ALL OTHER		RESTRN. ORD		NON-CRIM OFF.
			OFF.	ARR.	OFF.	ARR.	OFF.	ARR.	OFF.	ARR.	OFF.	ARR.	OFF.	ARR.	OFF.	ARR.	OFF.	ARR.	OFF.	ARR.	OFF.	ARR.	OFF.	ARR.	OFF.	ARR.	OFF.	ARR.	
MORROW	MORROW SO	1	20	9	0	0	0	0	0	0	0	0	10	3	0	0	2	0	2	1	0	0	0	0	1	0	5	5	11
MORROW	MORROW SO	2	0	0																									
MORROW	MORROW SO	3	0	0																									
MORROW	MORROW SO	4	0	0																									
	AGENCY TOTAL		20	9	0	0	0	0	0	0	0	0	10	3	0	0	2	0	2	1	0	0	0	0	1	0	5	5	11
MORROW	HEPPNER PD	1	0	0																									
MORROW	HEPPNER PD	2	0	0																									
MORROW	HEPPNER PD	3	0	0																									
MORROW	HEPPNER PD	4	0	0																									
	AGENCY TOTAL		0	0	0	0	0	0	0	0	0	0	0	0	0	0	0	0	0	0	0	0	0	0	0	0	0	0	0
MORROW	BOARDMAN PD	1	0	0																									
MORROW	BOARDMAN PD	2	0	0																									
MORROW	BOARDMAN PD	3	0	0																									
MORROW	BOARDMAN PD	4	0	0																									
	AGENCY TOTAL		0	0	0	0	0	0	0	0	0	0	0	0	0	0	0	0	0	0	0	0	0	0	0	0	0	0	0
MORROW	OSP MORROW	1	0	0	0	0	0	0	0	0	0	0	0	0	0	0	0	0	0	0	0	0	0	0	0	0	0	0	0
MORROW	OSP MORROW	2	0	0	0	0	0	0	0	0	0	0	0	0	0	0	0	0	0	0	0	0	0	0	0	0	0	0	1
MORROW	OSP MORROW	3	0	0	0	0	0	0	0	0	0	0	0	0	0	0	0	0	0	0	0	0	0	0	0	0	0	0	0
MORROW	OSP MORROW	4	0	0	0	0	0	0	0	0	0	0	0	0	0	0	0	0	0	0	0	0	0	0	0	0	0	0	0
	AGENCY TOTAL		0	0	0	0	0	0	0	0	0	0	0	0	0	0	0	0	0	0	0	0	0	0	0	0	0	0	1
	1st QTR COUNTY TOTAL		20	9	0	0	0	0	0	0	0	0	10	3	0	0	2	0	2	1	0	0	0	0	1	0	5	5	11
	2nd QTR COUNTY TOTAL		0	0	0	0	0	0	0	0	0	0	0	0	0	0	0	0	0	0	0	0	0	0	0	0	0	0	1
	3rd QTR COUNTY TOTAL		0	0	0	0	0	0	0	0	0	0	0	0	0	0	0	0	0	0	0	0	0	0	0	0	0	0	0
	4th QTR COUNTY TOTAL		0	0	0	0	0	0	0	0	0	0	0	0	0	0	0	0	0	0	0	0	0	0	0	0	0	0	0
	MORROW COUNTY GRAND TOTAL		20	9	0	0	0	0	0	0	0	0	10	3	0	0	2	0	2	1	0	0	0	0	1	0	5	5	12

*Zeros (0) indicate that no offenses or arrests for a particular crime type were reported to law enforcement.
 Blank lines (no numbers or zeros (0)) indicate that a law enforcement agency did not submit data to the Oregon Uniform Crime Reporting program.

2004 DOMESTIC DISTURBANCES BY AGENCY*, COUNTY AND STATE

COUNTY	AGENCY	QTR	TOTAL		HOMICIDE		RAPE		AGG. ASSLT		BURGLARY		SIMP ASSLT		VANDALISM		OTH SEX CRIM		DIS.COND		TRESPASS		CRIM THREAT		ALL OTHER		RESTRN. ORD		NON-CRIM OFF.	
			OFF.	ARR.	OFF.	ARR.	OFF.	ARR.	OFF.	ARR.	OFF.	ARR.	OFF.	ARR.	OFF.	ARR.	OFF.	ARR.	OFF.	ARR.	OFF.	ARR.	OFF.	ARR.	OFF.	ARR.	OFF.	ARR.		
MULTNOMAH	MULTNOMAH SO	1	11	9	0	0	0	0	0	0	0	0	10	8	0	0	0	0	0	0	1	1	0	0	0	0	0	0	0	
MULTNOMAH	MULTNOMAH SO	2	8	5	0	0	0	0	0	0	0	0	6	5	0	0	0	0	0	0	2	0	0	0	0	0	0	0		
MULTNOMAH	MULTNOMAH SO	3	11	11	0	0	0	0	3	3	0	0	7	7	0	0	0	0	0	0	1	1	0	0	0	0	0	0		
MULTNOMAH	MULTNOMAH SO	4	0	0																										
	AGENCY TOTAL		30	25	0	0	0	0	3	3	0	0	23	20	0	0	0	0	0	4	2	0	0	0	0	0	0	0		
MULTNOMAH	GRESHAM PD	1	187	177	0	0	1	0	14	11	3	1	102	83	3	2	0	1	5	50	8	1	0	0	3	6	48	22	2	
MULTNOMAH	GRESHAM PD	2	186	152	0	0	0	1	14	14	6	6	103	88	9	3	0	0	5	24	0	0	0	0	6	4	43	12	0	
MULTNOMAH	GRESHAM PD	3	0	0																										
MULTNOMAH	GRESHAM PD	4	175	153	0	0	0	0	20	11	0	92	86	5	4	1	1	31	25	0	0	0	0	6	0	0	33	13	1	
	AGENCY TOTAL		548	482	0	0	1	1	48	36	9	99	291	176	16	6	1	32	35	74	8	1	6	0	9	10	124	47	3	
MULTNOMAH	PORT OF PORTLAND PD	1	1425	637	0	0	8	3	185	111	28	9	592	339	58	10	3	0	295	92	172	61	0	0	84	12	0	0	0	
MULTNOMAH	PORT OF PORTLAND PD	2	1576	775	1	0	9	2	190	125	27	0	654	400	61	22	0	0	344	117	176	84	0	0	114	25	0	0	0	
MULTNOMAH	PORT OF PORTLAND PD	3	834	834	0	0	2	2	127	127	9	9	437	437	10	10	0	0	147	147	86	86	0	0	16	16	0	0	0	
MULTNOMAH	PORT OF PORTLAND PD	4	0	0																										
	AGENCY TOTAL		3835	2246	1	0	19	7	502	363	64	18	1683	1176	129	42	3	0	786	356	434	231	0	0	214	53	0	0	0	
MULTNOMAH	PORTLAND PD	1	7	5	0	0	0	0	0	0	0	0	0	0	0	0	0	0	2	1	0	0	0	0	0	0	5	4	1	
MULTNOMAH	PORTLAND PD	2	4	4	0	0	0	0	0	0	0	0	0	0	0	0	0	0	0	0	0	0	0	0	0	1	1	3	3	0
MULTNOMAH	PORTLAND PD	3	4	3	0	0	0	0	0	0	0	0	2	1	0	0	0	0	0	0	0	0	0	0	0	0	0	2	2	0
MULTNOMAH	PORTLAND PD	4	1	2	0	0	0	0	0	0	0	0	0	0	0	0	0	0	1	2	0	0	0	0	0	0	0	0	0	
	AGENCY TOTAL		16	14	0	0	0	0	0	0	0	0	2	1	0	0	0	0	3	3	0	0	0	0	1	1	10	9	1	
MULTNOMAH	FAIRVIEW PD	1	12	9	0	0	0	0	0	0	0	0	12	9	0	0	0	0	0	0	0	0	0	0	0	0	0	0	0	0
MULTNOMAH	FAIRVIEW PD	2	5	2	0	0	0	0	0	0	0	0	5	2	0	0	0	0	0	0	0	0	0	0	0	0	0	0	0	0
MULTNOMAH	FAIRVIEW PD	3	7	7	0	0	0	0	0	0	0	0	7	7	0	0	0	0	0	0	0	0	0	0	0	0	0	0	0	0
MULTNOMAH	FAIRVIEW PD	4	0	0																										
	AGENCY TOTAL		24	18	0	0	0	0	0	0	0	0	24	18	0	0	0	0	0	0	0	0	0	0	0	0	0	0	0	
MULTNOMAH	TROUTDALE PD	1	26	14	0	0	0	0	0	0	0	0	14	8	0	0	0	0	1	0	0	0	4	3	1	1	6	2	0	
MULTNOMAH	TROUTDALE PD	2	22	17	0	0	0	0	1	1	0	0	10	9	0	0	0	0	3	3	0	0	4	2	0	0	4	2	1	
MULTNOMAH	TROUTDALE PD	3	16	12	0	0	0	0	0	0	0	0	11	9	0	0	0	0	0	0	0	0	5	3	0	0	0	0	0	
MULTNOMAH	TROUTDALE PD	4	24	16	0	0	0	0	0	0	0	0	13	12	0	0	0	0	0	0	0	0	3	0	1	1	7	3	0	
	AGENCY TOTAL		0	0																										
MULTNOMAH	OSP MULTNOMAH	1	0	0	0	0	0	0	0	0	0	0	0	0	0	0	0	0	0	0	0	0	0	0	0	0	0	0	0	0
MULTNOMAH	OSP MULTNOMAH	2	0	0	0	0	0	0	0	0	0	0	0	0	0	0	0	0	0	0	0	0	0	0	0	0	0	0	0	1
MULTNOMAH	OSP MULTNOMAH	3	0	0	0	0	0	0	0	0	0	0	0	0	0	0	0	0	0	0	0	0	0	0	0	0	0	0	0	3
MULTNOMAH	OSP MULTNOMAH	4	0	0	0	0	0	0	0	0	0	0	0	0	0	0	0	0	0	0	0	0	0	0	0	0	0	0	0	1
	AGENCY TOTAL		0	0	0	0	0	0	0	0	0	0	0	0	0	0	0	0	0	0	0	0	0	0	0	0	0	0	5	
	1st QTR COUNTY TOTAL		1668	851	0	0	9	3	199	122	31	10	730	447	61	12	3	1	303	143	181	63	4	3	88	19	59	28	3	
	2nd QTR COUNTY TOTAL		1801	955	1	0	9	3	205	140	33	6	778	504	70	25	0	0	352	144	178	84	4	2	121	30	50	17	2	
	3rd QTR COUNTY TOTAL		872	867	0	0	2	2	130	130	9	9	464	461	10	10	0	0	147	147	87	87	5	3	16	16	2	2	3	
	4th QTR COUNTY TOTAL		200	171	0	0	0	0	20	11	0	92	99	17	4	1	1	31	26	2	0	0	9	0	1	1	40	16	2	
	MULTNOMAH COUNTY GRAND TOTAL		4541	2844	1	0	20	8	554	403	73	117	2071	1429	145	48	4	32	828	436	446	234	22	8	226	66	151	63	10	

*Zeros (0) indicate that no offenses or arrests for a particular crime type were reported to law enforcement.
Blank lines (no numbers or zeros (0)) indicate that a law enforcement agency did not submit data to the Oregon Uniform Crime Reporting program.

2004 DOMESTIC DISTURBANCES BY AGENCY*, COUNTY AND STATE

COUNTY	AGENCY	QTR	TOTAL		HOMICIDE		RAPE		AGG. ASSLT		BURGLARY		SIMP ASSLT		VANDALISM		OTH SEX CRIM		DIS.COND		TRESPASS		CRIM THREAT		ALL OTHER		RESTRN. ORD		NON-CRIM	
			OFF.	ARR.	OFF.	ARR.	OFF.	ARR.	OFF.	ARR.	OFF.	ARR.	OFF.	ARR.	OFF.	ARR.	OFF.	ARR.	OFF.	ARR.	OFF.	ARR.	OFF.	ARR.	OFF.	ARR.	OFF.	ARR.	OFF.	
POLK	POLK SO	1	0	0																										
POLK	POLK SO	2	0	0																										
POLK	POLK SO	3	0	0																										
POLK	POLK SO	4	0	0																										
	AGENCY TOTAL		0	0	0	0	0	0	0	0	0	0	0	0	0	0	0	0	0	0	0	0	0	0	0	0	0	0	0	0
POLK	SALEM PD (West Salem)	1	0	0																										
POLK	SALEM PD (West Salem)	2	0	0																										
POLK	SALEM PD (West Salem)	3	0	0																										
POLK	SALEM PD (West Salem)	4	0	0																										
	AGENCY TOTAL		0	0	0	0	0	0	0	0	0	0	0	0	0	0	0	0	0	0	0	0	0	0	0	0	0	0	0	0
POLK	DALLAS PD	1	0	0																										
POLK	DALLAS PD	2	0	0																										
POLK	DALLAS PD	3	0	0																										
POLK	DALLAS PD	4	0	0																										
	AGENCY TOTAL		0	0	0	0	0	0	0	0	0	0	0	0	0	0	0	0	0	0	0	0	0	0	0	0	0	0	0	0
POLK	INDEPENDENCE PD	1	0	0																										
POLK	INDEPENDENCE PD	2	0	0																										
POLK	INDEPENDENCE PD	3	0	0																										
POLK	INDEPENDENCE PD	4	0	0																										
	AGENCY TOTAL		0	0	0	0	0	0	0	0	0	0	0	0	0	0	0	0	0	0	0	0	0	0	0	0	0	0	0	0
POLK	MONMOUTH PD	1	0	0																										
POLK	MONMOUTH PD	2	0	0																										
POLK	MONMOUTH PD	3	0	0																										
POLK	MONMOUTH PD	4	0	0																										
	AGENCY TOTAL		0	0	0	0	0	0	0	0	0	0	0	0	0	0	0	0	0	0	0	0	0	0	0	0	0	0	0	0
POLK	OSP POLK	1	0	0	0	0	0	0	0	0	0	0	0	0	0	0	0	0	0	0	0	0	0	0	0	0	0	0	0	0
POLK	OSP POLK	2	1	1	0	0	0	0	0	0	0	1	1	0	0	0	0	0	0	0	0	0	0	0	0	0	0	0	0	1
POLK	OSP POLK	3	0	0	0	0	0	0	0	0	0	0	0	0	0	0	0	0	0	0	0	0	0	0	0	0	0	0	0	2
POLK	OSP POLK	4	0	0	0	0	0	0	0	0	0	0	0	0	0	0	0	0	0	0	0	0	0	0	0	0	0	0	0	0
	AGENCY TOTAL		1	1	0	0	0	0	0	0	1	1	0	0	0	0	0	0	0	0	0	0	0	0	0	0	0	0	3	
	1st QTR COUNTY TOTAL		0	0	0	0	0	0	0	0	0	0	0	0	0	0	0	0	0	0	0	0	0	0	0	0	0	0	0	
	2nd QTR COUNTY TOTAL		1	1	0	0	0	0	0	0	1	1	0	0	0	0	0	0	0	0	0	0	0	0	0	0	0	0	1	
	3rd QTR COUNTY TOTAL		0	0	0	0	0	0	0	0	0	0	0	0	0	0	0	0	0	0	0	0	0	0	0	0	0	0	2	
	4th QTR COUNTY TOTAL		0	0	0	0	0	0	0	0	0	0	0	0	0	0	0	0	0	0	0	0	0	0	0	0	0	0	0	
	POLK COUNTY GRAND TOTAL		1	1	0	0	0	0	0	0	1	1	0	0	0	0	0	0	0	0	0	0	0	0	0	0	0	0	3	

*Zeros (0) indicate that no offenses or arrests for a particular crime type were reported to law enforcement.
Blank lines (no numbers or zeros (0)) indicate that a law enforcement agency did not submit data to the Oregon Uniform Crime Reporting program.

2004 DOMESTIC DISTURBANCES BY AGENCY*, COUNTY AND STATE

COUNTY	AGENCY	QTR	TOTAL		HOMICIDE		RAPE		AGG. ASSLT		BURGLARY		SIMP ASSLT		VANDALISM		OTH SEX CRIM		DIS.COND		TRESPASS		CRIM THREAT		ALL OTHER		RESTRN. ORD		NON-CRIM
			OFF.	ARR.	OFF.	ARR.	OFF.	ARR.	OFF.	ARR.	OFF.	ARR.	OFF.	ARR.	OFF.	ARR.	OFF.	ARR.	OFF.	ARR.	OFF.	ARR.	OFF.	ARR.	OFF.	ARR.	OFF.	ARR.	OFF.
SHERMAN	SHERMAN SO	1	3	1	0	0	0	0	0	0	0	0	1	0	0	0	0	0	1	0	0	0	0	0	0	0	1	1	0
SHERMAN	SHERMAN SO	2	4	4	0	0	0	0	0	0	0	0	2	2	0	0	0	0	1	1	0	0	0	0	0	0	1	1	0
SHERMAN	SHERMAN SO	3	7	6	0	0	0	0	0	0	0	0	5	5	0	0	0	0	2	1	0	0	0	0	0	0	0	0	1
SHERMAN	SHERMAN SO	4	0	0																									
AGENCY TOTAL			14	11	0	0	0	0	0	0	0	0	8	7	0	0	0	0	4	2	0	0	0	0	0	0	2	2	1
SHERMAN	OSP SHERMAN	1	0	0	0	0	0	0	0	0	0	0	0	0	0	0	0	0	0	0	0	0	0	0	0	0	0	0	0
SHERMAN	OSP SHERMAN	2	0	0	0	0	0	0	0	0	0	0	0	0	0	0	0	0	0	0	0	0	0	0	0	0	0	0	0
SHERMAN	OSP SHERMAN	3	0	0	0	0	0	0	0	0	0	0	0	0	0	0	0	0	0	0	0	0	0	0	0	0	0	0	1
SHERMAN	OSP SHERMAN	4	0	0	0	0	0	0	0	0	0	0	0	0	0	0	0	0	0	0	0	0	0	0	0	0	0	0	0
AGENCY TOTAL			0	0	0	0	0	0	0	0	0	0	0	0	0	0	0	0	0	0	0	0	0	0	0	0	0	0	0
1st QTR COUNTY TOTAL			3	1	0	0	0	0	0	0	0	0	1	0	0	0	0	0	1	0	0	0	0	0	0	0	1	1	0
2nd QTR COUNTY TOTAL			4	4	0	0	0	0	0	0	0	0	2	2	0	0	0	0	1	1	0	0	0	0	0	0	1	1	0
3rd QTR COUNTY TOTAL			7	6	0	0	0	0	0	0	0	0	5	5	0	0	0	0	2	1	0	0	0	0	0	0	0	0	2
4th QTR COUNTY TOTAL			0	0	0	0	0	0	0	0	0	0	0	0	0	0	0	0	0	0	0	0	0	0	0	0	0	0	0
SHERMAN COUNTY GRAND TOTAL			14	11	0	0	0	0	0	0	0	0	8	7	0	0	0	0	4	2	0	0	0	0	0	0	2	2	2

*Zeros (0) indicate that no offenses or arrests for a particular crime type were reported to law enforcement.
 Blank lines (no numbers or zeros (0)) indicate that a law enforcement agency did not submit data to the Oregon Uniform Crime Reporting program.

2004 DOMESTIC DISTURBANCES BY AGENCY*, COUNTY AND STATE

COUNTY	AGENCY	QTR	TOTAL		HOMICIDE		RAPE		AGG. ASSLT		BURGLARY		SIMP ASSLT		VANDALISM		OTH SEX CRIM		DIS.COND		TRESPASS		CRIM THREAT		ALL OTHER		RESTRN. ORD		NON-CRIM	
			OFF.	ARR.	OFF.	ARR.	OFF.	ARR.	OFF.	ARR.	OFF.	ARR.	OFF.	ARR.	OFF.	ARR.	OFF.	ARR.	OFF.	ARR.	OFF.	ARR.	OFF.	ARR.	OFF.	ARR.	OFF.	ARR.	OFF.	
TILLAMOOK	TILLAMOOK SO	1	42	33	0	0	0	0	3	2	0	0	22	22	0	0	0	0	0	0	0	0	0	0	0	0	0	17	9	6
TILLAMOOK	TILLAMOOK SO	2	35	25	0	0	0	0	7	7	0	0	18	14	0	0	0	0	2	1	2	1	0	0	0	0	6	2	4	
TILLAMOOK	TILLAMOOK SO	3	31	19	0	0	0	0	1	0	0	0	22	17	0	0	0	0	1	0	1	0	0	0	1	1	5	1	3	
TILLAMOOK	TILLAMOOK SO	4	22	11	0	0	0	0	1	0	0	0	11	7	0	0	0	0	3	1	1	0	1	1	0	0	5	2	4	
AGENCY TOTAL			130	88	0	0	0	0	12	9	0	0	73	60	0	0	0	0	6	2	4	1	1	1	1	1	1	33	14	17
TILLAMOOK	ROCKAWAY BEACH PD	1	4	4	0	0	0	0	1	1	0	0	1	1	0	0	0	0	1	1	0	0	0	0	0	0	0	1	1	3
TILLAMOOK	ROCKAWAY BEACH PD	2	3	3	0	0	0	0	1	1	0	0	2	2	0	0	0	0	0	0	0	0	0	0	0	0	0	0	0	3
TILLAMOOK	ROCKAWAY BEACH PD	3	1	1	0	0	0	0	0	0	0	0	0	0	0	0	0	0	0	0	0	0	0	0	0	0	1	1	2	
TILLAMOOK	ROCKAWAY BEACH PD	4	2	2	0	0	0	0	0	0	0	0	2	2	0	0	0	0	0	0	0	0	0	0	0	0	0	0	3	
AGENCY TOTAL			10	10	0	0	0	0	2	2	0	0	5	5	0	0	0	0	1	1	0	0	0	0	0	0	0	2	2	11
TILLAMOOK	TILLAMOOK PD	1	24	19	0	0	0	0	0	0	1	0	1	0	3	0	0	0	0	0	0	0	12	11	7	8	0	0	0	
TILLAMOOK	TILLAMOOK PD	2	16	4	0	0	0	0	1	0	0	0	1	0	0	0	0	0	0	0	0	0	12	2	2	2	0	0	0	
TILLAMOOK	TILLAMOOK PD	3	18	14	0	0	0	0	0	0	0	0	0	0	1	0	0	0	0	2	0	0	12	8	5	4	0	0	0	
TILLAMOOK	TILLAMOOK PD	4	72	58	0	0	0	0	1	0	1	1	2	0	4	3	0	0	2	2	0	0	44	38	12	10	6	4	0	
AGENCY TOTAL			130	95	0	0	0	0	2	0	2	1	4	0	8	3	0	0	2	4	0	0	80	59	26	24	6	4	0	
TILLAMOOK	MANZANITA DPS	1	0	0	0	0	0	0	0	0	0	0	0	0	0	0	0	0	0	0	0	0	0	0	0	0	0	0	0	
TILLAMOOK	MANZANITA DPS	2	0	0	0	0	0	0	0	0	0	0	0	0	0	0	0	0	0	0	0	0	0	0	0	0	0	0	0	
TILLAMOOK	MANZANITA DPS	3	3	0	0	0	0	0	0	0	0	0	1	0	0	0	0	0	0	0	0	1	0	1	0	0	0	0	0	
TILLAMOOK	MANZANITA DPS	4	3	0	0	0	0	0	0	0	0	0	1	0	0	0	0	0	0	0	0	1	0	0	0	1	0	0	0	
AGENCY TOTAL			6	0	0	0	0	0	0	0	0	0	2	0	0	0	0	0	0	0	0	0	2	0	1	0	1	0	0	
TILLAMOOK	OSP TILLAMOOK	1	0	0	0	0	0	0	0	0	0	0	0	0	0	0	0	0	0	0	0	0	0	0	0	0	0	0	0	0
TILLAMOOK	OSP TILLAMOOK	2	2	1	0	0	0	0	0	0	0	0	1	1	0	0	0	0	0	0	0	0	0	0	0	0	1	0	1	
TILLAMOOK	OSP TILLAMOOK	3	0	0	0	0	0	0	0	0	0	0	0	0	0	0	0	0	0	0	0	0	0	0	0	0	0	0	1	
TILLAMOOK	OSP TILLAMOOK	4	0	0	0	0	0	0	0	0	0	0	0	0	0	0	0	0	0	0	0	0	0	0	0	0	0	0	0	
AGENCY TOTAL			2	1	0	0	0	0	0	0	0	0	1	1	0	0	0	0	0	0	0	0	0	0	0	0	0	1	0	2
1st QTR COUNTY TOTAL			70	56	0	0	0	0	4	3	1	0	24	23	3	0	0	0	1	1	0	0	12	11	7	8	18	10	9	
2nd QTR COUNTY TOTAL			56	33	0	0	0	0	9	8	0	0	22	17	0	0	0	0	2	1	2	1	12	2	2	2	7	2	8	
3rd QTR COUNTY TOTAL			53	34	0	0	0	0	1	0	0	0	23	17	1	0	0	0	1	2	1	0	13	8	7	5	6	2	6	
4th QTR COUNTY TOTAL			99	71	0	0	0	0	2	0	1	1	16	9	4	3	0	0	5	3	1	0	46	39	12	10	12	6	7	
TILLAMOOK COUNTY GRAND TOTAL			278	194	0	0	0	0	16	11	2	1	85	66	8	3	0	0	9	7	4	1	83	60	28	25	43	20	30	

*Zeros (0) indicate that no offenses or arrests for a particular crime type were reported to law enforcement.
 Blank lines (no numbers or zeros (0)) indicate that a law enforcement agency did not submit data to the Oregon Uniform Crime Reporting program.

2004 DOMESTIC DISTURBANCES BY AGENCY*, COUNTY AND STATE

COUNTY	AGENCY	QTR	TOTAL		HOMICIDE		RAPE		AGG. ASSLT		BURGLARY		SIMP ASSLT		VANDALISM		OTH SEX CRIM		DIS.COND		TRESPASS		CRIM THREAT		ALL OTHER		RESTRN. ORD		NON-CRIM		
			OFF.	ARR.	OFF.	ARR.	OFF.	ARR.	OFF.	ARR.	OFF.	ARR.	OFF.	ARR.	OFF.	ARR.	OFF.	ARR.	OFF.	ARR.	OFF.	ARR.	OFF.	ARR.	OFF.	ARR.	OFF.	ARR.	OFF.		
UMATILLA	UMATILLA SO	1	0	0																											
UMATILLA	UMATILLA SO	2	15	12	0	0	0	0	0	0	0	0	10	8	0	0	0	0	0	0	0	0	0	0	1	1	4	3		0	
UMATILLA	UMATILLA SO	3	21	12	0	0	0	0	0	0	0	0	10	8	0	0	0	0	4	2	0	0	1	0	1	0	5	2		2	
UMATILLA	UMATILLA SO	4	0	0																											
	AGENCY TOTAL		36	24	0	0	0	0	0	0	0	0	20	16	0	0	0	0	4	2	0	0	1	0	2	1	9	5		2	
UMATILLA	HERMISTON PD	1	15	18	0	0	0	0	0	0	0	0	5	10	0	0	0	0	1	0	0	0	7	6	0	0	2	2		0	
UMATILLA	HERMISTON PD	2	21	25	0	0	0	0	0	0	0	0	6	8	0	0	0	0	1	1	0	0	6	10	1	2	7	4		0	
UMATILLA	HERMISTON PD	3	36	22	0	0	0	0	0	0	0	0	12	9	0	0	0	0	2	1	3	0	5	4	2	2	12	6		0	
UMATILLA	HERMISTON PD	4	17	27	0	0	0	0	0	0	0	0	7	11	0	0	0	0	0	1	0	0	4	7	0	0	6	8		0	
	AGENCY TOTAL		89	92	0	0	0	0	0	0	0	0	30	38	0	0	0	0	4	3	3	0	22	27	3	4	27	20		0	
UMATILLA	MILTON-FREEWATER PD	1	12	5	0	0	0	0	0	0	0	0	7	2	0	0	0	0	1	0	0	0	0	0	0	0	4	3		18	
UMATILLA	MILTON-FREEWATER PD	2	13	8	0	0	0	0	0	0	0	0	8	5	0	0	0	0	1	0	0	0	0	0	0	0	4	3		30	
UMATILLA	MILTON-FREEWATER PD	3	14	8	0	0	0	0	2	2	0	0	5	1	0	0	0	0	3	3	0	0	0	0	1	0	3	2		29	
UMATILLA	MILTON-FREEWATER PD	4	5	5	0	0	0	0	0	0	0	0	3	3	0	0	0	0	1	1	0	0	0	0	1	1	0	0		16	
	AGENCY TOTAL		44	26	0	0	0	0	2	2	0	0	23	11	0	0	0	0	6	4	0	0	0	0	2	1	11	8		93	
UMATILLA	PENDLETON PD	1	24	21	0	0	0	0	0	0	0	0	13	11	0	0	0	0	0	0	0	0	0	0	8	8	3	2		22	
UMATILLA	PENDLETON PD	2	46	36	0	0	0	0	0	0	0	0	33	28	0	0	0	0	0	0	0	0	0	0	8	7	5	1		38	
UMATILLA	PENDLETON PD	3	43	30	0	0	0	0	0	0	0	0	27	22	0	0	0	0	0	0	0	0	0	0	4	3	12	5		41	
UMATILLA	PENDLETON PD	4	32	22	0	0	0	0	0	0	0	0	12	12	0	0	0	0	0	0	0	0	0	0	6	5	14	5		34	
	AGENCY TOTAL		145	109	0	0	0	0	0	0	0	0	85	73	0	0	0	0	0	0	0	0	0	0	0	0	0	0		135	
UMATILLA	UMATILLA PD	1	0	0																											
UMATILLA	UMATILLA PD	2	0	0																											
UMATILLA	UMATILLA PD	3	0	0																											
UMATILLA	UMATILLA PD	4	0	0																											
	AGENCY TOTAL		0	0	0	0	0	0	0	0	0	0	0	0	0	0	0	0	0	0	0	0	0	0	0	0	0	0	0	0	
UMATILLA	ATHENA PD	1	0	0	0	0	0	0	0	0	0	0	0	0	0	0	0	0	0	0	0	0	0	0	0	0	0	0	0		0
UMATILLA	ATHENA PD	2	2	1	0	0	0	0	0	0	0	0	2	1	0	0	0	0	0	0	0	0	0	0	0	0	0	0	0		0
UMATILLA	ATHENA PD	3	0	0	0	0	0	0	0	0	0	0	0	0	0	0	0	0	0	0	0	0	0	0	0	0	0	0	0		0
UMATILLA	ATHENA PD	4	0	0	0	0	0	0	0	0	0	0	0	0	0	0	0	0	0	0	0	0	0	0	0	0	0	0	0		0
	AGENCY TOTAL		2	1	0	0	0	0	0	0	0	0	2	1	0	0	0	0	0	0	0	0	0	0	0	0	0	0	0	0	0

*Zeros (0) indicate that no offenses or arrests for a particular crime type were reported to law enforcement.
 Blank lines (no numbers or zeros (0)) indicate that a law enforcement agency did not submit data to the Oregon Uniform Crime Reporting program.

2004 DOMESTIC DISTURBANCES BY AGENCY*, COUNTY AND STATE

COUNTY	AGENCY	QTR	TOTAL		HOMICIDE		RAPE		AGG. ASSLT		BURGLARY		SIMP ASSLT		VANDALISM		OTH SEX CRIM		DIS.COND		TRESPASS		CRIM THREAT		ALL OTHER		RESTRN. ORD		NON-CRIM OFF.	
			OFF.	ARR.	OFF.	ARR.	OFF.	ARR.	OFF.	ARR.	OFF.	ARR.	OFF.	ARR.	OFF.	ARR.	OFF.	ARR.	OFF.	ARR.	OFF.	ARR.	OFF.	ARR.	OFF.	ARR.	OFF.	ARR.		
UMATILLA	PILOT ROCK PD	1	0	0																										
UMATILLA	PILOT ROCK PD	2	0	0																										
UMATILLA	PILOT ROCK PD	3	0	0																										
UMATILLA	PILOT ROCK PD	4	0	0																										
	AGENCY TOTAL		0	0	0	0	0	0	0	0	0	0	0	0	0	0	0	0	0	0	0	0	0	0	0	0	0	0	0	0
UMATILLA	STANFIELD PD	1	0	0																										
UMATILLA	STANFIELD PD	2	0	0																										
UMATILLA	STANFIELD PD	3	0	0																										
UMATILLA	STANFIELD PD	4	0	0																										
	AGENCY TOTAL		0	0	0	0	0	0	0	0	0	0	0	0	0	0	0	0	0	0	0	0	0	0	0	0	0	0	0	0
UMATILLA	WESTON PD	1	0	0	0	0	0	0	0	0	0	0	0	0	0	0	0	0	0	0	0	0	0	0	0	0	0	0	0	0
UMATILLA	WESTON PD	2	6	5	0	0	0	0	0	0	0	5	4	0	0	0	0	0	0	0	0	0	0	0	0	0	0	1	1	2
UMATILLA	WESTON PD	3	0	0	0	0	0	0	0	0	0	0	0	0	0	0	0	0	0	0	0	0	0	0	0	0	0	0	0	0
UMATILLA	WESTON PD	4	2	0	0	0	0	0	0	0	0	2	0	0	0	0	0	0	0	0	0	0	0	0	0	0	0	0	0	0
	AGENCY TOTAL		8	5	0	0	0	0	0	0	0	7	4	0	0	0	0	0	0	0	0	0	0	0	0	0	1	1	4	
UMATILLA	OSP UMATILLA	1	2	1	0	0	0	0	0	0	0	1	0	0	0	0	0	0	0	0	0	0	0	0	0	0	1	1	1	
UMATILLA	OSP UMATILLA	2	4	4	0	0	0	0	1	1	0	2	2	0	0	0	0	0	0	0	0	0	0	0	0	0	1	1	7	
UMATILLA	OSP UMATILLA	3	6	4	0	0	0	0	0	0	0	4	2	0	0	0	0	0	0	0	0	0	0	0	0	2	2	0		
UMATILLA	OSP UMATILLA	4	1	1	0	0	0	0	0	0	0	1	1	0	0	0	0	0	0	0	0	0	0	0	0	0	0	0	6	
	AGENCY TOTAL		13	10	0	0	0	0	1	1	0	8	5	0	0	0	0	0	0	0	0	0	0	0	0	4	4	14		
	1st QTR COUNTY TOTAL		53	45	0	0	0	0	0	0	0	26	23	0	0	0	0	2	0	0	0	7	6	8	8	10	8	41		
	2nd QTR COUNTY TOTAL		107	91	0	0	0	0	1	1	0	66	56	0	0	0	0	2	1	0	0	6	10	10	10	22	13	77		
	3rd QTR COUNTY TOTAL		120	76	0	0	0	0	2	2	0	58	42	0	0	0	0	9	6	3	0	6	4	8	5	34	17	74		
	4th QTR COUNTY TOTAL		57	55	0	0	0	0	0	0	0	25	27	0	0	0	0	1	2	0	0	4	7	7	6	20	13	56		
	UMATILLA COUNTY GRAND TOTAL		337	267	0	0	0	0	3	3	0	175	148	0	0	0	0	14	9	3	0	23	27	33	29	86	51	248		

*Zeros (0) indicate that no offenses or arrests for a particular crime type were reported to law enforcement.
Blank lines (no numbers or zeros (0)) indicate that a law enforcement agency did not submit data to the Oregon Uniform Crime Reporting program.

2004 DOMESTIC DISTURBANCES BY AGENCY*, COUNTY AND STATE

COUNTY	AGENCY	QTR	TOTAL		HOMICIDE		RAPE		AGG. ASSLT		BURGLARY		SIMP ASSLT		VANDALISM		OTH SEX CRIM		DIS.COND		TRESPASS		CRIM THREAT		ALL OTHER		RESTRN. ORD		NON-CRIM
			OFF.	ARR.	OFF.	ARR.	OFF.	ARR.	OFF.	ARR.	OFF.	ARR.	OFF.	ARR.	OFF.	ARR.	OFF.	ARR.	OFF.	ARR.	OFF.	ARR.	OFF.	ARR.	OFF.	ARR.	OFF.	ARR.	OFF.
UNION	UNION SO	1	9	7	0	0	0	0	0	0	0	0	3	3	0	0	0	0	0	0	0	0	2	3	4	1	0	0	0
UNION	UNION SO	2	8	10	0	0	0	0	0	0	0	0	4	4	0	0	0	0	0	0	0	0	2	2	2	4	0	0	0
UNION	UNION SO	3	8	6	1	0	0	0	0	0	0	0	4	4	0	0	0	0	0	0	0	0	0	0	3	2	0	0	0
UNION	UNION SO	4	8	8	0	0	0	0	0	0	0	0	4	3	0	0	0	0	0	0	0	0	0	0	2	2	2	3	12
AGENCY TOTAL			33	31	1	0	0	0	0	0	0	0	15	14	0	0	0	0	0	0	0	0	4	5	11	9	2	3	12
UNION	LA GRANDE PD	1	18	19	0	0	0	0	0	0	0	0	6	7	0	0	0	0	0	0	0	0	4	6	6	4	2	2	28
UNION	LA GRANDE PD	2	30	29	0	0	0	0	2	6	1	0	8	10	3	3	0	0	1	0	1	0	3	6	6	0	5	4	50
UNION	LA GRANDE PD	3	37	4	0	0	0	0	1	1	0	0	1	1	0	0	0	0	0	0	0	0	1	1	0	0	34	1	0
UNION	LA GRANDE PD	4	14	16	0	0	0	0	1	1	0	0	5	6	0	0	0	0	0	0	0	0	3	3	2	3	3	3	28
AGENCY TOTAL			99	68	0	0	0	0	4	8	1	0	20	24	3	3	0	0	1	0	1	0	11	16	14	7	44	10	106
UNION	ELGIN PD	1	0	0																									
UNION	ELGIN PD	2	0	0																									
UNION	ELGIN PD	3	0	0																									
UNION	ELGIN PD	4	0	0																									
AGENCY TOTAL			0	0	0	0	0	0	0	0	0	0	0	0	0	0	0	0	0	0	0	0	0	0	0	0	0	0	0
UNION	OSP UNION	1	0	0	0	0	0	0	0	0	0	0	0	0	0	0	0	0	0	0	0	0	0	0	0	0	0	0	0
UNION	OSP UNION	2	0	0	0	0	0	0	0	0	0	0	0	0	0	0	0	0	0	0	0	0	0	0	0	0	0	0	2
UNION	OSP UNION	3	3	3	0	0	0	0	0	0	0	0	1	1	0	0	0	0	0	0	0	0	1	1	0	0	1	1	0
UNION	OSP UNION	4	1	1	0	0	0	0	0	0	0	0	1	1	0	0	0	0	0	0	0	0	0	0	0	0	0	0	2
AGENCY TOTAL			4	4	0	0	0	0	0	0	0	0	2	2	0	0	0	0	0	0	0	0	1	1	0	0	1	1	4
1st QTR COUNTY TOTAL			27	26	0	0	0	0	0	0	0	0	9	10	0	0	0	0	0	0	0	0	6	9	10	5	2	2	28
2nd QTR COUNTY TOTAL			38	39	0	0	0	0	2	6	1	0	12	14	3	3	0	0	1	0	1	0	5	8	8	4	5	4	52
3rd QTR COUNTY TOTAL			48	13	1	0	0	0	1	1	0	0	6	6	0	0	0	0	0	0	0	0	2	2	3	2	35	2	0
4th QTR COUNTY TOTAL			23	25	0	0	0	0	1	1	0	0	10	10	0	0	0	0	0	0	0	0	3	3	4	5	5	6	42
UNION COUNTY GRAND TOTAL			136	103	1	0	0	0	4	8	1	0	37	40	3	3	0	0	1	0	1	0	16	22	25	16	47	14	122

*Zeros (0) indicate that no offenses or arrests for a particular crime type were reported to law enforcement.
 Blank lines (no numbers or zeros (0)) indicate that a law enforcement agency did not submit data to the Oregon Uniform Crime Reporting program.

2004 DOMESTIC DISTURBANCES BY AGENCY*, COUNTY AND STATE

COUNTY	AGENCY	QTR	TOTAL		HOMICIDE		RAPE		AGG. ASSLT		BURGLARY		SIMP ASSLT		VANDALISM		OTH SEX CRIM		DIS.COND		TRESPASS		CRIM THREAT		ALL OTHER		RESTRN. ORD		NON-CRIM OFF.		
			OFF.	ARR.	OFF.	ARR.	OFF.	ARR.	OFF.	ARR.	OFF.	ARR.	OFF.	ARR.	OFF.	ARR.	OFF.	ARR.	OFF.	ARR.	OFF.	ARR.	OFF.	ARR.	OFF.	ARR.	OFF.	ARR.			
WALLOWA	WALLOWA SO	1	0	0																											
WALLOWA	WALLOWA SO	2	0	0																											
WALLOWA	WALLOWA SO	3	0	0																											
WALLOWA	WALLOWA SO	4	0	0																											
	AGENCY TOTAL		0	0	0	0	0	0	0	0	0	0	0	0	0	0	0	0	0	0	0	0	0	0	0	0	0	0	0	0	
WALLOWA	ENTERPRISE PD	1	0	0																											
WALLOWA	ENTERPRISE PD	2	0	0																											
WALLOWA	ENTERPRISE PD	3	0	0																											
WALLOWA	ENTERPRISE PD	4	0	0																											
	AGENCY TOTAL		0	0	0	0	0	0	0	0	0	0	0	0	0	0	0	0	0	0	0	0	0	0	0	0	0	0	0	0	
WALLOWA	OSP WALLOWA	1	0	0	0	0	0	0	0	0	0	0	0	0	0	0	0	0	0	0	0	0	0	0	0	0	0	0	0	0	0
WALLOWA	OSP WALLOWA	2	0	0	0	0	0	0	0	0	0	0	0	0	0	0	0	0	0	0	0	0	0	0	0	0	0	0	0	0	0
WALLOWA	OSP WALLOWA	3	2	2	0	0	0	0	0	0	0	0	0	0	0	0	0	0	0	0	0	0	0	0	0	0	2	2	0	0	0
WALLOWA	OSP WALLOWA	4	1	0	0	0	0	0	0	0	0	1	0	0	0	0	0	0	0	0	0	0	0	0	0	0	0	0	0	0	0
	AGENCY TOTAL		3	2	0	0	0	0	0	0	0	1	0	0	0	0	0	0	0	0	0	0	0	0	0	0	2	2	0	0	
	1st QTR COUNTY TOTAL		0	0	0	0	0	0	0	0	0	0	0	0	0	0	0	0	0	0	0	0	0	0	0	0	0	0	0	0	
	2nd QTR COUNTY TOTAL		0	0	0	0	0	0	0	0	0	0	0	0	0	0	0	0	0	0	0	0	0	0	0	0	0	0	0	0	
	3rd QTR COUNTY TOTAL		2	2	0	0	0	0	0	0	0	0	0	0	0	0	0	0	0	0	0	0	0	0	0	2	2	0	0	0	
	4th QTR COUNTY TOTAL		1	0	0	0	0	0	0	0	0	1	0	0	0	0	0	0	0	0	0	0	0	0	0	0	0	0	0	0	
	WALLOWA COUNTY GRAND TOTAL		3	2	0	0	0	0	0	0	0	1	0	0	0	0	0	0	0	0	0	0	0	0	0	2	2	0	0	0	
WASCO	WASCO SO	1	71	16	0	0	0	0	5	0	0	12	1	0	0	0	0	12	0	27	0	0	0	0	0	15	15	0	0	0	
WASCO	WASCO SO	2	42	8	0	0	0	0	2	0	0	7	0	0	0	0	0	16	0	9	0	0	0	0	0	8	8	0	0	0	
WASCO	WASCO SO	3	69	11	0	0	0	0	9	0	14	5	0	0	0	0	2	0	28	0	0	0	0	0	11	11	0	0	0	0	
WASCO	WASCO SO	4	45	50	0	0	0	0	0	0	0	24	11	0	0	0	30	12	0	0	0	0	0	0	9	9	0	0	0	0	
	AGENCY TOTAL		227	85	0	0	0	0	16	0	14	48	12	0	0	0	30	30	76	0	0	0	0	0	43	43	0	0	0	0	
WASCO	THE DALLES PD	1	22	23	0	0	0	0	0	0	1	4	3	0	0	0	1	1	0	0	0	0	0	2	7	15	11	32	0	0	
WASCO	THE DALLES PD	2	25	19	0	0	0	0	0	0	0	8	4	0	0	0	1	2	0	0	0	0	0	0	3	16	10	27	0	0	
WASCO	THE DALLES PD	3	31	29	0	0	0	0	0	0	0	5	2	0	0	0	2	8	0	0	0	0	0	8	8	16	11	49	0	0	
WASCO	THE DALLES PD	4	10	10	0	0	0	0	0	0	0	3	3	0	0	0	1	0	0	0	0	0	0	1	7	5	16	0	0		
	AGENCY TOTAL		88	81	0	0	0	0	0	0	0	20	12	0	0	0	4	12	0	0	0	0	0	10	19	54	37	124	0	0	
WASCO	OSP WASCO	1	1	1	0	0	0	0	0	0	0	0	0	0	0	0	0	0	0	0	0	0	0	0	0	1	1	2	0	0	
WASCO	OSP WASCO	2	1	0	0	0	0	0	0	0	0	1	0	0	0	0	0	0	0	0	0	0	0	0	0	0	0	5	0	0	
WASCO	OSP WASCO	3	2	2	0	0	0	0	0	0	0	1	0	0	0	0	0	0	0	0	0	0	0	0	1	1	2	0	0	0	
WASCO	OSP WASCO	4	2	1	0	0	0	0	0	0	0	1	0	0	0	0	0	0	0	0	0	0	0	0	1	1	4	0	0	0	
	AGENCY TOTAL		6	4	0	0	0	0	0	0	0	3	0	0	0	0	0	0	0	0	0	0	0	0	0	1	3	3	13	0	0
	1st QTR COUNTY TOTAL		94	40	0	0	0	0	5	0	0	16	4	0	0	0	13	1	27	0	0	0	2	7	31	27	34	0	0	0	
	2nd QTR COUNTY TOTAL		68	27	0	0	0	0	2	0	0	16	4	0	0	0	17	2	9	0	0	0	0	3	24	18	32	0	0	0	
	3rd QTR COUNTY TOTAL		102	42	0	0	0	0	9	0	14	11	2	0	0	0	4	8	28	0	0	0	8	9	28	23	51	0	0	0	
	4th QTR COUNTY TOTAL		57	61	0	0	0	0	0	0	0	28	14	0	0	0	31	12	0	0	0	0	0	1	17	15	20	0	0	0	
	WASCO COUNTY GRAND TOTAL		321	170	0	0	0	0	16	0	14	71	24	0	0	0	34	42	76	0	0	0	10	20	100	83	137	0	0	0	

*Zeros (0) indicate that no offenses or arrests for a particular crime type were reported to law enforcement.
Blank lines (no numbers or zeros (0)) indicate that a law enforcement agency did not submit data to the Oregon Uniform Crime Reporting program.

2004 DOMESTIC DISTURBANCES BY AGENCY*, COUNTY AND STATE

COUNTY	AGENCY	QTR	TOTAL		HOMICIDE		RAPE		AGG. ASSLT		BURGLARY		SIMP ASSLT		VANDALISM		OTH SEX CRIM		DIS.COND		TRESPASS		CRIM THREAT		ALL OTHER		RESTRN. ORD		NON-CRIM
			OFF.	ARR.	OFF.	ARR.	OFF.	ARR.	OFF.	ARR.	OFF.	ARR.	OFF.	ARR.	OFF.	ARR.	OFF.	ARR.	OFF.	ARR.	OFF.	ARR.	OFF.	ARR.	OFF.	ARR.	OFF.	ARR.	OFF.
WASHINGTON	WASHINGTON SO	1	52	37	0	0	0	0	1	1	1	1	29	25	0	0	0	0	11	9	0	0	0	0	10	1	0	0	0
WASHINGTON	WASHINGTON SO	2	51	38	0	0	0	0	1	1	0	0	31	29	0	0	1	0	8	5	0	0	0	0	10	3	0	0	0
WASHINGTON	WASHINGTON SO	3	49	49	0	0	0	0	4	4	0	0	33	33	2	2	0	0	8	8	0	0	1	1	1	1	0	0	0
WASHINGTON	WASHINGTON SO	4	0	0																									
AGENCY TOTAL			152	124	0	0	0	0	6	6	1	1	93	87	2	2	1	0	27	22	0	0	1	1	21	5	0	0	0
WASHINGTON	BEAVERTON PD	1	46	36	0	0	0	0	7	6	0	0	33	25	0	0	0	0	3	2	2	2	0	0	1	1	0	0	0
WASHINGTON	BEAVERTON PD	2	51	43	0	0	0	0	12	11	0	0	36	29	0	0	0	0	3	3	0	0	0	0	0	0	0	0	0
WASHINGTON	BEAVERTON PD	3	20	20	0	0	0	0	2	2	1	1	14	14	0	0	0	0	3	3	0	0	0	0	0	0	0	0	0
WASHINGTON	BEAVERTON PD	4	0	0																									
AGENCY TOTAL			117	99	0	0	0	0	21	19	1	1	83	68	0	0	0	0	9	8	2	2	0	0	1	1	0	0	0
WASHINGTON	FOREST GROVE PD	1	0	0																									
WASHINGTON	FOREST GROVE PD	2	0	0																									
WASHINGTON	FOREST GROVE PD	3	0	0																									
WASHINGTON	FOREST GROVE PD	4	0	0																									
AGENCY TOTAL			0	0	0	0	0	0	0	0	0	0	0	0	0	0	0	0	0	0	0	0	0	0	0	0	0	0	0
WASHINGTON	HILLSBORO PD	1	63	57	0	0	0	0	0	0	0	0	62	56	0	0	0	0	0	0	0	0	0	0	1	1	0	0	0
WASHINGTON	HILLSBORO PD	2	68	55	0	0	0	0	0	0	1	0	66	54	0	0	0	0	1	0	0	0	0	0	0	1	0	0	0
WASHINGTON	HILLSBORO PD	3	74	74	0	0	0	0	0	0	0	0	72	72	0	0	0	0	2	2	0	0	0	0	0	0	0	0	0
WASHINGTON	HILLSBORO PD	4	0	0																									
AGENCY TOTAL			205	186	0	0	0	0	0	0	1	0	200	182	0	0	0	0	3	2	0	0	0	0	1	2	0	0	0
WASHINGTON	TIGARD PD	1	31	18	0	0	0	0	1	1	1	0	18	16	0	0	0	0	6	1	1	0	0	0	4	0	0	0	0
WASHINGTON	TIGARD PD	2	36	30	0	0	0	0	7	6	0	0	20	18	0	0	0	0	7	3	0	0	0	0	2	3	0	0	0
WASHINGTON	TIGARD PD	3	32	32	0	0	0	0	6	6	0	0	17	17	0	0	0	0	9	9	0	0	0	0	0	0	0	0	0
WASHINGTON	TIGARD PD	4	0	0																									
AGENCY TOTAL			99	80	0	0	0	0	14	13	1	0	55	51	0	0	0	0	22	13	1	0	0	0	6	3	0	0	0
WASHINGTON	GASTON PD	1	0	0																									
WASHINGTON	GASTON PD	2	0	0																									
WASHINGTON	GASTON PD	3	0	0																									
WASHINGTON	GASTON PD	4	0	0																									
AGENCY TOTAL			0	0	0	0	0	0	0	0	0	0	0	0	0	0	0	0	0	0	0	0	0	0	0	0	0	0	0
WASHINGTON	SHERWOOD PD	1	20	19	0	0	0	0	0	0	0	0	8	8	0	0	0	0	0	0	0	0	0	0	8	8	4	3	9
WASHINGTON	SHERWOOD PD	2	11	9	0	0	0	0	0	0	0	0	5	5	0	0	0	0	0	0	1	1	0	0	2	2	3	1	12
WASHINGTON	SHERWOOD PD	3	9	9	0	0	0	0	0	0	0	0	3	3	0	0	0	0	0	0	0	0	0	0	5	5	1	1	15
WASHINGTON	SHERWOOD PD	4	7	4	0	0	0	0	0	0	0	0	3	2	0	0	0	0	0	0	0	0	0	0	2	1	2	1	13
AGENCY TOTAL			47	41	0	0	0	0	0	0	0	0	19	18	0	0	0	0	0	0	1	1	0	0	17	16	10	6	49

*Zeros (0) indicate that no offenses or arrests for a particular crime type were reported to law enforcement.
 Blank lines (no numbers or zeros (0)) indicate that a law enforcement agency did not submit data to the Oregon Uniform Crime Reporting program.

2004 DOMESTIC DISTURBANCES BY AGENCY*, COUNTY AND STATE

COUNTY	AGENCY	QTR	TOTAL		HOMICIDE		RAPE		AGG. ASSLT		BURGLARY		SIMP ASSLT		VANDALISM		OTH SEX CRIM		DIS.COND		TRESPASS		CRIM THREAT		ALL OTHER		RESTRN. ORD		NON-CRIM
			OFF.	ARR.	OFF.	ARR.	OFF.	ARR.	OFF.	ARR.	OFF.	ARR.	OFF.	ARR.	OFF.	ARR.	OFF.	ARR.	OFF.	ARR.	OFF.	ARR.	OFF.	ARR.	OFF.	ARR.	OFF.	ARR.	OFF.
WASHINGTON	CORNELIUS PD	1	12	11	0	0	0	0	1	1	0	0	3	3	0	0	0	0	5	5	0	0	0	0	0	0	3	2	11
WASHINGTON	CORNELIUS PD	2	13	11	0	0	0	0	1	1	0	0	6	5	0	0	0	0	2	1	0	0	0	0	0	0	4	4	18
WASHINGTON	CORNELIUS PD	3	6	6	0	0	0	0	0	0	0	0	1	1	0	0	0	0	5	5	0	0	0	0	0	0	0	0	0
WASHINGTON	CORNELIUS PD	4	0	0																									
	AGENCY TOTAL		7	6																	0	0	0	0	7	6		29	
WASHINGTON	NORTH PLAINS PD	1	0	0																									
WASHINGTON	NORTH PLAINS PD	2	0	0																									
WASHINGTON	NORTH PLAINS PD	3	0	0																									
WASHINGTON	NORTH PLAINS PD	4	0	0																									
	AGENCY TOTAL		0	0	0	0	0	0	0	0	0	0	0	0	0	0	0	0	0	0	0	0	0	0	0	0	0	0	0
WASHINGTON	BANKS PD	1	0	0																									
WASHINGTON	BANKS PD	2	0	0																									
WASHINGTON	BANKS PD	3	0	0																									
WASHINGTON	BANKS PD	4	0	0																									
	AGENCY TOTAL		0	0	0	0	0	0	0	0	0	0	0	0	0	0	0	0	0	0	0	0	0	0	0	0	0	0	0
WASHINGTON	KING CITY PD	1	1	0	0	0	0	0	0	0	0	0	0	0	0	0	0	0	1	0	0	0	0	0	0	0	0	0	0
WASHINGTON	KING CITY PD	2	2	2	0	0	0	0	0	0	0	0	1	1	0	0	0	0	0	0	0	0	0	0	0	0	1	1	0
WASHINGTON	KING CITY PD	3	3	0	0	0	0	0	0	0	0	0	0	0	0	0	0	0	1	0	0	0	1	0	1	0	0	0	2
WASHINGTON	KING CITY PD	4	1	0	0	0	0	0	0	0	0	0	0	0	0	0	0	0	1	0	0	0	0	0	0	0	0	0	1
	AGENCY TOTAL		7	2	0	0	0	0	0	0	0	1	1	0	0	0	0	3	0	0	0	1	0	1	0	1	1	4	
WASHINGTON	TUALATIN PD	1	36	15	0	0	0	0	0	0	0	22	9	0	0	0	0	0	0	0	0	0	0	8	3	6	3	41	
WASHINGTON	TUALATIN PD	2	20	7	0	0	0	0	0	0	0	11	7	0	0	0	0	0	0	0	0	0	5	0	4	0	47		
WASHINGTON	TUALATIN PD	3	22	15	0	0	0	0	0	0	0	16	13	0	0	0	0	0	0	0	0	0	4	0	2	2	48		
WASHINGTON	TUALATIN PD	4	11	9	0	0	0	0	0	0	0	6	4	0	0	0	0	0	0	0	0	0	3	3	2	2	43		
	AGENCY TOTAL		89	46	0	0	0	0	0	0	0	55	33	0	0	0	0	0	0	0	0	0	20	6	14	7	179		
WASHINGTON	OSP WASHINGTON	1	0	0	0	0	0	0	0	0	0	0	0	0	0	0	0	0	0	0	0	0	0	0	0	0	0	0	0
WASHINGTON	OSP WASHINGTON	2	1	1	0	0	0	0	0	0	0	0	0	0	0	0	0	0	0	0	0	0	0	0	0	1	1	1	
WASHINGTON	OSP WASHINGTON	3	0	0	0	0	0	0	0	0	0	0	0	0	0	0	0	0	0	0	0	0	0	0	0	0	0	3	
WASHINGTON	OSP WASHINGTON	4	1	1	0	0	0	0	0	0	0	0	0	0	0	0	0	0	0	0	0	0	0	0	1	1	3		
	AGENCY TOTAL		2	2	0	0	0	0	0	0	0	0	0	0	0	0	0	0	0	0	0	0	0	0	2	2	7		
	1st QTR COUNTY TOTAL		261	193	0	0	0	0	10	9	2	175	142	0	0	0	0	26	17	3	2	0	0	32	14	13	8	62	
	2nd QTR COUNTY TOTAL		253	196	0	0	0	0	21	19	1	176	148	0	0	1	0	21	12	1	1	0	0	19	9	13	7	78	
	3rd QTR COUNTY TOTAL		215	205	0	0	0	0	12	12	1	156	153	2	2	0	0	28	27	0	0	2	1	11	6	3	3	68	
	4th QTR COUNTY TOTAL		20	14	0	0	0	0	0	0	0	9	6	0	0	0	0	1	0	0	0	0	5	4	5	4	60		
	WASHINGTON COUNTY GRAND TOTAL		749	608	0	0	0	0	43	40	4	516	449	2	2	1	0	76	56	4	3	2	1	67	33	34	22	268	

*Zeros (0) indicate that no offenses or arrests for a particular crime type were reported to law enforcement.
 Blank lines (no numbers or zeros (0)) indicate that a law enforcement agency did not submit data to the Oregon Uniform Crime Reporting program.

2004 DOMESTIC DISTURBANCES BY AGENCY*, COUNTY AND STATE

COUNTY	AGENCY	QTR	TOTAL		HOMICIDE		RAPE		AGG. ASSLT		BURGLARY		SIMP ASSLT		VANDALISM		OTH SEX CRIM		DIS.COND		TRESPASS		CRIM THREAT		ALL OTHER		RESTRN. ORD		NON-CRIM OFF.	
			OFF.	ARR.	OFF.	ARR.	OFF.	ARR.	OFF.	ARR.	OFF.	ARR.	OFF.	ARR.	OFF.	ARR.	OFF.	ARR.	OFF.	ARR.	OFF.	ARR.	OFF.	ARR.	OFF.	ARR.	OFF.	ARR.		
WHEELER	WHEELER SO	1	0	0																										
WHEELER	WHEELER SO	2	0	0																										
WHEELER	WHEELER SO	3	0	0																										
WHEELER	WHEELER SO	4	0	0																										
AGENCY TOTAL			0	0	0	0	0	0	0	0	0	0	0	0	0	0	0	0	0	0	0	0	0	0	0	0	0	0	0	0
WHEELER	OSP WHEELER	1	0	0	0	0	0	0	0	0	0	0	0	0	0	0	0	0	0	0	0	0	0	0	0	0	0	0	0	0
WHEELER	OSP WHEELER	2	0	0	0	0	0	0	0	0	0	0	0	0	0	0	0	0	0	0	0	0	0	0	0	0	0	0	0	0
WHEELER	OSP WHEELER	3	0	0	0	0	0	0	0	0	0	0	0	0	0	0	0	0	0	0	0	0	0	0	0	0	0	0	0	0
WHEELER	OSP WHEELER	4	0	0	0	0	0	0	0	0	0	0	0	0	0	0	0	0	0	0	0	0	0	0	0	0	0	0	0	0
AGENCY TOTAL			0	0	0	0	0	0	0	0	0	0	0	0	0	0	0	0	0	0	0	0	0	0	0	0	0	0	0	0
1st QTR COUNTY TOTAL			0	0	0	0	0	0	0	0	0	0	0	0	0	0	0	0	0	0	0	0	0	0	0	0	0	0	0	0
2nd QTR COUNTY TOTAL			0	0	0	0	0	0	0	0	0	0	0	0	0	0	0	0	0	0	0	0	0	0	0	0	0	0	0	0
3rd QTR COUNTY TOTAL			0	0	0	0	0	0	0	0	0	0	0	0	0	0	0	0	0	0	0	0	0	0	0	0	0	0	0	0
4th QTR COUNTY TOTAL			0	0	0	0	0	0	0	0	0	0	0	0	0	0	0	0	0	0	0	0	0	0	0	0	0	0	0	0
WHEELER COUNTY GRAND TOTAL			0	0	0	0	0	0	0	0	0	0	0	0	0	0	0	0	0	0	0	0	0	0	0	0	0	0	0	0
YAMHILL	YAMHILL SO	1	65	51	0	0	0	0	3	5	1	2	26	28	2	3	0	0	6	2	7	1	0	0	20	10	0	0	14	
YAMHILL	YAMHILL SO	2	130	45	0	0	1	4	3	2	1	1	21	20	2	0	2	1	8	3	0	0	0	0	92	14	0	0	9	
YAMHILL	YAMHILL SO	3	35	25	0	0	1	1	1	1	0	0	14	12	1	2	0	0	4	3	1	2	0	0	13	4	0	0	10	
YAMHILL	YAMHILL SO	4	200	138	0	0	3	3	8	7	2	2	70	56	7	7	4	2	20	15	3	2	0	0	77	37	6	7	41	
AGENCY TOTAL			430	259	0	0	5	8	15	15	4	5	131	116	12	12	6	3	38	23	11	5	0	0	202	65	6	7	74	
YAMHILL	MCMINNVILLE PD	1	31	30	0	0	0	0	0	0	0	0	16	15	0	0	0	0	3	3	0	0	0	0	8	8	4	4	57	
YAMHILL	MCMINNVILLE PD	2	36	24	0	0	0	0	2	2	1	1	11	7	2	1	1	0	4	4	0	0	0	0	4	2	11	7	65	
YAMHILL	MCMINNVILLE PD	3	49	26	0	0	0	0	2	0	0	0	12	4	1	1	0	0	3	3	0	0	0	0	21	14	10	4	90	
YAMHILL	MCMINNVILLE PD	4	48	32	0	0	0	0	3	3	0	0	13	9	0	0	0	0	3	3	0	0	0	0	10	5	19	12	50	
AGENCY TOTAL			164	112	0	0	0	0	7	5	1	1	52	35	3	2	1	0	13	13	0	0	0	0	43	29	44	27	262	
YAMHILL	NEWBERG PD	1	22	12	0	0	0	0	0	0	0	0	9	8	0	0	0	0	1	0	0	0	0	0	3	3	9	1	9	
YAMHILL	NEWBERG PD	2	21	8	0	0	0	0	1	0	0	0	6	5	1	1	0	0	0	0	0	0	0	0	7	0	6	2	15	
YAMHILL	NEWBERG PD	3	21	13	0	0	0	0	2	1	0	0	9	7	1	1	0	0	0	0	0	0	0	0	5	2	4	2	4	
YAMHILL	NEWBERG PD	4	25	15	0	0	0	0	1	0	0	0	8	5	1	0	1	0	2	2	0	0	0	0	6	6	6	2	22	
AGENCY TOTAL			89	48	0	0	0	0	4	1	0	0	32	25	3	2	1	0	3	2	0	0	0	0	21	11	25	7	50	
YAMHILL	CARLTON PD	1	0	0																										
YAMHILL	CARLTON PD	2	0	0																										
YAMHILL	CARLTON PD	3	0	0																										
YAMHILL	CARLTON PD	4	0	0																										
AGENCY TOTAL			0	0	0	0	0	0	0	0	0	0	0	0	0	0	0	0	0	0	0	0	0	0	0	0	0	0	0	0

*Zeros (0) indicate that no offenses or arrests for a particular crime type were reported to law enforcement.
 Blank lines (no numbers or zeros (0)) indicate that a law enforcement agency did not submit data to the Oregon Uniform Crime Reporting program.

2004 DOMESTIC DISTURBANCES BY AGENCY*, COUNTY AND STATE

COUNTY	AGENCY	QTR	TOTAL		HOMICIDE		RAPE		AGG. ASSLT		BURGLARY		SIMP ASSLT		VANDALISM		OTH SEX CRIM		DIS.COND		TRESPASS		GRIM THREAT		ALL OTHER		RESTRN. ORD		NON-CRIM OFF.	
			OFF.	ARR.	OFF.	ARR.	OFF.	ARR.	OFF.	ARR.	OFF.	ARR.	OFF.	ARR.	OFF.	ARR.	OFF.	ARR.	OFF.	ARR.	OFF.	ARR.	OFF.	ARR.	OFF.	ARR.				
YAMHILL	AMITY PD	1	0	0																										
YAMHILL	AMITY PD	2	0	0																										
YAMHILL	AMITY PD	3	0	0																										
YAMHILL	AMITY PD	4	0	0																										
AGENCY TOTAL			0	0	0	0	0	0	0	0	0	0	0	0	0	0	0	0	0	0	0	0	0	0	0	0	0	0	0	0
YAMHILL	YAMHILL PD	1	2	0	0	0	0	0	0	0	0	0	0	0	0	0	0	0	0	0	0	0	0	0	0	0	2	0	2	
YAMHILL	YAMHILL PD	2	1	1	0	0	0	0	0	0	0	0	0	1	1	0	0	0	0	0	0	0	0	0	0	0	0	0	2	
YAMHILL	YAMHILL PD	3	1	1	0	0	0	0	0	0	0	0	1	1	0	0	0	0	0	0	0	0	0	0	0	0	0	0	2	
YAMHILL	YAMHILL PD	4	0	0	0	0	0	0	0	0	0	0	0	0	0	0	0	0	0	0	0	0	0	0	0	0	0	0	2	
AGENCY TOTAL			4	2	0	0	0	0	0	0	0	0	2	2	0	0	0	0	0	0	0	0	0	0	0	0	2	0	8	
YAMHILL	DUNDEE PD	1	2	2	0	0	0	0	0	0	0	0	1	1	0	0	0	0	0	0	0	0	0	0	0	0	1	1	3	
YAMHILL	DUNDEE PD	2	4	4	0	0	0	0	0	0	0	0	2	2	0	0	0	0	1	1	0	0	0	0	0	0	1	1	5	
YAMHILL	DUNDEE PD	3	2	0	0	0	0	0	0	0	0	0	1	0	0	0	0	0	0	0	0	0	0	0	0	0	1	0	1	
YAMHILL	DUNDEE PD	4	0	0	0	0	0	0	0	0	0	0	0	0	0	0	0	0	0	0	0	0	0	0	0	0	0	0	2	
AGENCY TOTAL			8	6	0	0	0	0	0	0	0	0	4	3	0	0	0	1	1	0	0	0	0	0	0	0	3	2	11	
YAMHILL	OSP YAMHILL	1	1	1	0	0	0	0	0	0	0	0	0	0	0	0	0	0	0	0	0	0	0	0	0	0	1	1	1	
YAMHILL	OSP YAMHILL	2	2	2	0	0	0	0	0	0	0	0	0	0	0	0	0	0	0	0	0	0	0	0	0	0	2	2	1	
YAMHILL	OSP YAMHILL	3	2	2	0	0	0	0	0	0	0	0	0	0	0	0	0	0	0	0	0	0	0	0	0	0	2	2	0	
YAMHILL	OSP YAMHILL	4	0	0	0	0	0	0	0	0	0	0	0	0	0	0	0	0	0	0	0	0	0	0	0	0	0	0	2	
AGENCY TOTAL			5	5	0	0	0	0	0	0	0	0	0	0	0	0	0	0	0	0	0	0	0	0	0	0	5	5	4	
1st QTR COUNTY TOTAL			123	96	0	0	0	0	3	5	1	2	52	52	2	3	0	0	10	5	7	1	0	0	31	21	17	7	86	
2nd QTR COUNTY TOTAL			194	84	0	0	1	4	6	4	2	2	41	35	5	2	3	1	13	8	0	0	0	0	103	16	20	12	97	
3rd QTR COUNTY TOTAL			110	67	0	0	1	1	5	2	0	0	37	24	3	4	0	0	7	6	1	2	0	0	39	20	17	8	107	
4th QTR COUNTY TOTAL			273	185	0	0	3	3	12	10	2	2	91	70	8	7	5	2	25	20	3	2	0	0	93	48	31	21	119	
YAMHILL COUNTY GRAND TOTAL			700	432	0	0	5	8	26	21	5	6	221	181	18	16	8	3	55	39	11	5	0	0	266	105	85	48	409	

STATEWIDE																													
1st QTR STATE TOTAL			3,598	2,280	3	3	11	6	305	212	40	16	1,553	1,161	83	24	9	2	497	254	203	72	122	104	311	163	461	263	1,214
2nd QTR STATE TOTAL			4,031	2,597	3	2	13	9	333	263	49	10	1,793	1,392	97	51	6	2	506	229	196	94	178	129	371	135	486	281	1,345
3rd QTR STATE TOTAL			3,289	2,599	5	2	8	5	268	257	24	22	1,512	1,361	39	30	2	1	361	275	114	102	192	123	244	150	520	271	1,623
4th QTR STATE TOTAL			2,485	1,834	1	1	8	5	158	135	28	116	955	725	33	22	11	33	257	142	10	6	189	149	349	219	486	281	1,190
GRAND TOTAL			13,403	9,310	12	8	40	25	1,064	867	141	164	5,813	4,639	252	127	28	38	1,621	900	523	274	681	505	1,275	667	1,953	1,096	5,372

*Zeros (0) indicate that no offenses or arrests for a particular crime type were reported to law enforcement.
Blank lines (no numbers or zeros (0)) indicate that a law enforcement agency did not submit data to the Oregon Uniform Crime Reporting program.