

SECTION 5
STATEWIDE
REGULATORY OFFENSES
TRAFFIC CRIME, FISH & GAME, and MARINE VIOLATIONS

This page is intentionally blank.

STATEWIDE TRAFFIC CRIME, FISH & GAME, and MARINE VIOLATIONS

CLASSIFICATION	2003 OFFENSES	PERSONS ARRESTED				
		ADULT	JUVENILE	TOTAL	MALE	FEMALE
TRAFFIC CRIME						
Hit & Run-Misdemeanor	3,909	1,581	140	1,721	1,323	398
Hit & Run-Felony	340	122	10	132	111	21
Reckless Driving	3,939	1,155	126	1,281	1,088	193
Eluding	1,850	599	43	642	586	56
Drive/W Suspend-Misdemeanor	12,561	9,208	85	9,293	7,713	1,580
Drive/W Suspend-Felony	2,374	1,255	7	1,262	1,155	107
Fail to Display Drive License	4,765	3,278	182	3,460	2,647	813
TRAFFIC CRIME TOTAL	29,738	17,198	593	17,791	14,623	3,168
FISH and GAME						
Sport Fishing	4,039	3,834	204	4,038	2,884	1,154
Commercial Fishing	176	176	0	176	158	18
Personal Use	356	350	5	355	298	57
Game	1,538	1,483	45	1,528	1,338	190
FISH and GAME TOTAL	6,109	5,843	254	6,097	4,678	1,419
MARINE VIOLATIONS						
License Violation	215	195	3	198	191	7
Insuff Life Preserve	367	347	12	359	327	32
Muffling	2	1	0	1	1	0
Other Equip. Violation	33	24	0	24	23	1
Operate Without Lights	13	11	1	12	12	0
Reckless Operation	13	7	1	8	7	1
Speeding	74	68	1	69	65	4
Operate While Intoxicated	87	86	0	86	79	7
Other	179	140	18	158	144	14
MARINE TOTAL	983	879	36	915	849	66

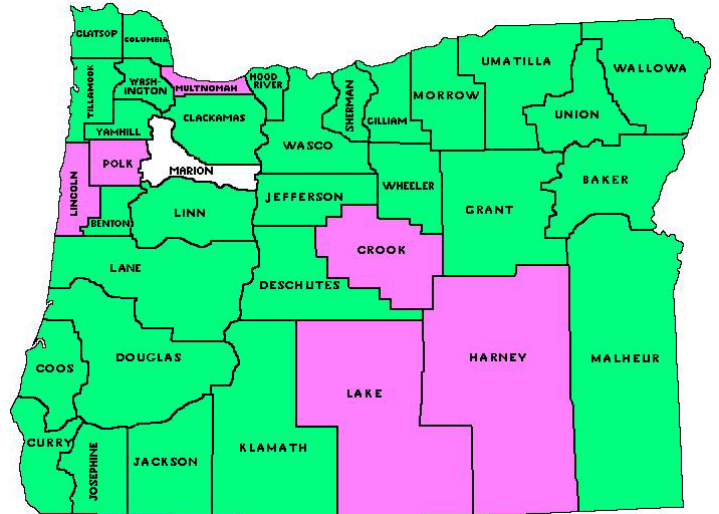
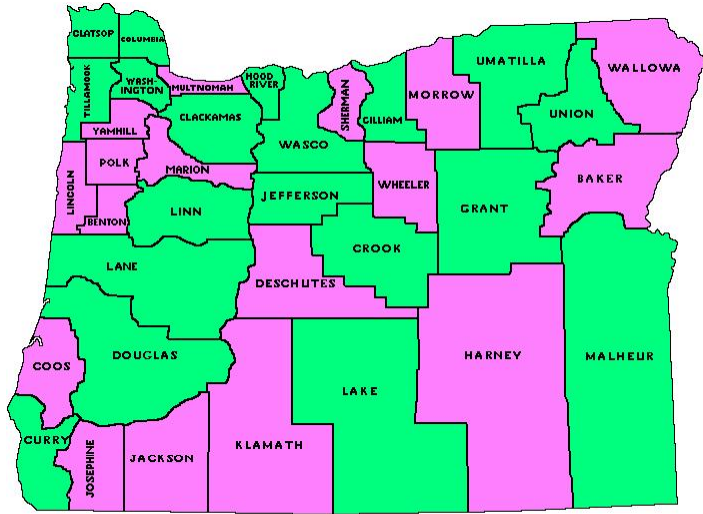
OREGON COUNTY MAP

Regulatory Offenses, 2003

Increase

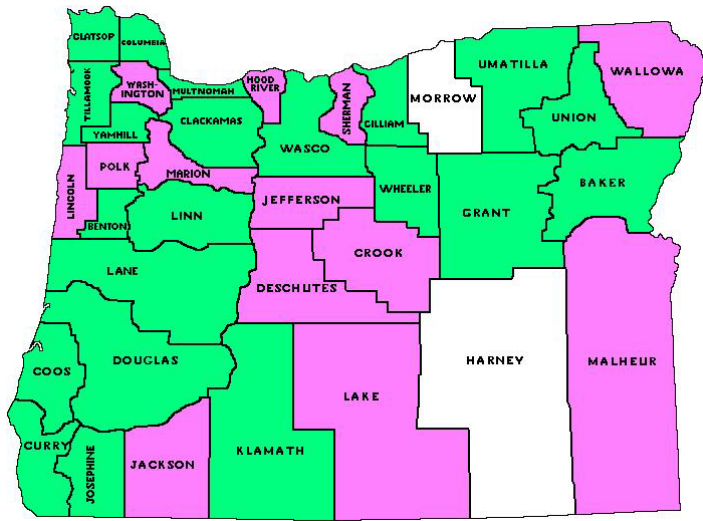
Decrease

No Change



Traffic Offenses

Fish & Game Offense



Marine Offenses

TRAFFIC CRIME OFFENSES by COUNTY, 2003

COUNTY	2003 TOTAL	Hit & Run Misd.	Hit & Run Felony	Reckless Driving	Eluding	Drive w/ Susp-Misd.	Drive w/ Susp-Felony	Failure to Disply Lic.
BAKER	76	12		26	11	15		12
BENTON	450	42	1	67	12	231	18	79
CLACKAMAS	2,944	287	53	329	271	481	1200	323
CLATSOP	417	38	1	41	12	190	1	134
COLUMBIA	490	25		51	24	364	3	23
COOS	298	38	5	61	24	114	17	39
CROOK	158	8		26	5	111	5	3
CURRY	94	7	1	28	1	43	1	13
DESCHUTES	990	129	11	170	65	543	18	54
DOUGLAS	727	173	6	118	59	284	6	81
GILLIAM	28			4		21		3
GRANT	16	1	2	5		7		1
HARNEY	19	2			2	11	3	1
HOOD RIVER	129	22	1	27	6	62	3	8
JACKSON	2,735	413	12	221	74	1631	17	367
JEFFERSON	222	17		40	15	138	1	11
JOSEPHINE	579	59	5	80	46	356	3	30
KLAMATH	393	59	4	61	44	193	4	28
LAKE	15			4		8		3
LANE	2,853	337	38	557	38	758	18	1107
LINCOLN	533	210	12	55	30	178	7	41
LINN	665	84	12	118	71	298	7	75
MALHEUR	87	7	1	10	14	52		3
MARION	2,964	392	30	287	227	1155	57	816
MORROW	48	3		9	9	21	1	5
MULTNOMAH	7,097	804	74	736	475	3289	897	822
POLK	596	55	5	59	35	214	5	223
SHERMAN	28	2		8	1	7		10
TILLAMOOK	72	20	4	12	7		3	26
UMATILLA	417	59	3	42	43	216	4	50
UNION	106	14	1	34	13	36		8
WALLOWA	39	7		10	4	15		3
WASCO	235	31	1	26	15	96	38	28
WASHINGTON	2,472	375	48	349	163	1218	23	296
WHEELER	6					6		
YAMHILL	740	177	9	268	34	199	14	39
TOTAL	29,738	3,909	340	3,939	1,850	12,561	2,374	4,765

FISH & GAME OFFENSES by COUNTY, 2003

COUNTY	2003 TOTAL	Sport Fishing	Commercial Fishing	Personal Use	Game
BAKER	153	134			19
BENTON	48	12			36
CLACKAMAS	398	341	1	1	55
CLATSOP	607	313	79	99	116
COLUMBIA	258	137	1	2	118
COOS	117	71	4	18	24
CROOK	65	21			44
CURRY	94	75	5	8	6
DESCHUTES	172	114			58
DOUGLAS	241	173	2	8	58
GILLIAM	26	23			3
GRANT	38	4			34
HARNEY	46	1			45
HOOD RIVER	111	100			11
JACKSON	208	124		37	47
JEFFERSON	57	53			4
JOSEPHINE	51	43			8
KLAMATH	139	81			58
LAKE	109	59			50
LANE	594	461	1	4	128
LINCOLN	448	313	30	68	37
LINN	196	148	1		47
MALHEUR	74	51			23
MARION	217	172	1		44
MORROW	31	8			23
MULTNOMAH	292	235	43		14
POLK	58	16			42
SHERMAN	57	54			3
TILLAMOOK	429	251	8	111	59
UMATILLA	163	116			47
UNION	133	57			76
WALLOWA	102	50			52
WASCO	165	112			53
WASHINGTON	81	36			45
WHEELER	92	61			31
YAMHILL	39	19			20
TOTAL	6,109	4,039	176	356	1,538

MARINE VIOLATION OFFENSES by COUNTY, 2003

COUNTY	2003 TOTAL	License Violations	Insf. Life Preserver	Other Equip Muffling	Other Equip Violation	Operate w/o Lights	Reckless Operation	Speeding	Operate W/ Intoxicated	Other
BAKER										
BENTON										
CLACKAMAS	22	1	9		3			2	5	2
CLATSOP	83	25	28		6		1	10	1	12
COLUMBIA	199	89	37		10	2	1	22	8	30
COOS	11		2						6	3
CROOK	1	1								
CURRY	2	1								1
DESCHUTES	64	20	24		2	1		12	2	3
DOUGLAS	7	1	5							1
GILLIAM	2		2							
GRANT										
HARNEY										
HOOD RIVER	22		20						1	1
JACKSON	311	33	122	2	4	4	6	25	37	78
JEFFERSON	22		3						18	1
JOSEPHINE	1		1							
KLAMATH	6	2	3		1					
LAKE	17	1	16							
LANE	48	13	25					1		9
LINCOLN	19	2	4						1	12
LINN	14	3	8				1			2
MALHEUR	6	1	2		1				1	1
MARION	21	3	16			2				
MORROW	2	1	1							
MULTNOMAH	20	7	4		3	3	1	1		1
POLK	9		3				3		1	2
SHERMAN	10	3	3		1				1	2
TILLAMOOK	9	2	4							3
UMATILLA	15	3	5		1	1				5
UNION	4		3					1		
WALLOWA	14		7		1					6
WASCO	11	1	3						5	2
WASHINGTON	3	2	1							
WHEELER	4		4							
YAMHILL	4		2							2
TOTAL	983	215	367	2	33	13	13	74	87	179

This page is intentionally blank.