

STATE OF OREGON
REPORT OF
CRIMINAL OFFENSES and ARRESTS
2003

This report was prepared from information provided through the Oregon Uniform Crime Reporting program by Oregon Law Enforcement Agencies for 2003.

Note regarding missing data:

Law enforcement agencies throughout the State have made every effort to report their crime data as accurately as possible. However, some tables in this report will contain footnotes regarding data which was not reported or not available for various reasons.

Questions or concerns regarding any portion of this report or the Oregon Uniform Crime Reporting Program may be addressed by contacting:

Jeffrey D. Bock, Manager
Oregon Uniform Crime Reporting
Law Enforcement Data System
P.O. Box 14360
Salem, Oregon 97309-5074
(503) 378-3055 ext. 55002

MAY 2005

TABLE OF CONTENTS

| | Page |
|---|-------------|
| INTRODUCTION | vii |
| SECTION - 1 STATEWIDE SUMMARY | 1-1 |
| Summary | 1-3 |
| 2003 Criminal Offenses by Population Center | 1-5 |
| Chart - Total Reported Offenses - January through December 2003 | 1-6 |
| Reported Offenses | 1-7 |
| Map - Oregon County Map | 1-8 |
| County Five Year Profile of Total Crimes | 1-9 |
| Chart - Total Reported Arrests - January through December 2003 | 1-10 |
| Reported Arrests | 1-11 |
| Index Crime Offenses | 1-12 |
| Chart - Total Reported Index Crime Offenses | 1-12 |
| Index Crime Arrests..... | 1-13 |
| Chart - Total Reported Index Crime Arrests | 1-13 |
| Map - Oregon County Map..... | 1-14 |
| County Five Year Profile of Index Crime | 1-15 |
| Statewide Offenses by Day of Week, 2003 | 1-16 |
| Statewide Offenses by Month, 2003 | 1-17 |
| Statewide Offenses by Type of Location, 2003 | 1-18 |
| Statewide Offenses by Time of Occurrence, 2003 | 1-19 |
| Ten Year Crime Rates by Crime Category..... | 1-20 |

Report of Criminal Offenses Motivated by Prejudice
 January through December 2003 1-21

Oregon Bias Crime Statistics Summary
 January through December 2003 1-23

Chart - Bias Crime Total by Month January through December 2003
 Compared to January through December 2002 1-24

Chart - Bias Crime by Type of Prejudice January through December 2003
 Compared to January through December 2002 1-24

Reported Incidents by Month 1-25

Reported Incidents by Type of Crime 1-25

Reported Incidents by Type of Prejudice 1-25

Number and Description of Victims 1-27

Number and Description of Offenders 1-27

Chart - Crimes Motivated by Prejudice by County
 January through December 2002 and 2003 1-28

Reported Incidents by County of Occurrence 1-29

Domestic Disturbance Reporting January through December 2003 has moved to **Section 10** at the end of this report.

**SECTION - 2 STATEWIDE CRIMES AGAINST PERSONS
 OFFENSE and ARREST PROFILE 2-1**

Oregon Crime Clock 2-3

Chart - Statewide Crimes Against Persons, 2003 2-4

Statewide Crimes Against Persons, 2003
 Offenses, Arrests and Property Loss by Crime 2-5

Map - Oregon County Map 2-6

County Five Year Profile of Crimes Against Persons 2-7

Statewide Ten Year Offense, Population and Rate Profile 2-8

| | Page |
|--|-------------|
| Statewide Five Year Offenses by Force Element | 2-9 |
| Statewide Homicide Victims by Sex, Race and Weapon | 2-10 |
| Statewide Negligent Homicide by Type | 2-10 |
| Homicides - State of Oregon by County | 2-11 |
| Other Sex Crimes by Type and Victim 2002 & 2003 | 2-12 |
| | |
| SECTION - 3 STATEWIDE CRIMES AGAINST PROPERTY | |
| OFFENSE and ARREST PROFILE | 3-1 |
| Oregon Crime Clock..... | 3-3 |
| Chart - Statewide Crimes Against Property, 2003 | 3-4 |
| Statewide Crimes Against Property, 2003 Offense, Arrests and Property Loss by Crime | 3-5 |
| County Five Year Profile of Crimes Against Property | 3-6 |
| Statewide Ten Year Offense, Population and Rate Profile | 3-7 |
| | |
| SECTION - 4 STATEWIDE BEHAVIORAL CRIMES | |
| OFFENSE and ARREST PROFILE | 4-1 |
| Oregon Crime Clock | 4-3 |
| Chart - Statewide Behavioral Crimes, 2003 | 4-4 |
| Statewide Behavioral Crimes, 2003 Offenses, Arrests and Property Loss by Crime | 4-5 |
| Map - Oregon County Map | 4-6 |
| County Five Year Profile of Behavioral Crimes | 4-7 |
| Statewide Ten Year Offense, Population and Rate Profile | 4-8 |
| Statewide Drug Law Offenses by Type of Drug and Activity, 2003 | 4-9 |
| Statewide Drug Law Arrests by Type of Drug and Activity, 2003 | 4-9 |

| | Page |
|--|-------------|
| Drug Offenses by County and Type, 2003 | 4-10 |
| Drug Arrests by County and Type, 2003 | 4-11 |
| Map - Oregon County Map | 4-12 |
| Drug Offenses by County 1999 through 2003 | 4-13 |
| D. U. I. I. Offenses by County 1999 through 2003 | 4-14 |
| D. U. I. I. Offenses Distributed by County and Major Population Center, 2003 ... | 4-15 |
| | |
| SECTION - 5 STATEWIDE REGULATORY OFFENSES | |
| TRAFFIC CRIME, FISH & GAME, and MARINE VIOLATIONS | 5-1 |
| Statewide Offense and Arrest Summary | 5-3 |
| Map - Oregon County Map..... | 5-4 |
| Traffic Crime Offenses by County, 2003 | 5-5 |
| Fish & Game Offenses by County, 2003 | 5-6 |
| Marine Violation Offenses by County, 2003 | 5-7 |
| | |
| SECTION - 6 STATEWIDE ARREST INFORMATION | 6-1 |
| Number of Arrests by Age - State of Oregon, 2003 | 6-3 |
| Number of Male Arrests by Age - State of Oregon, 2003 | 6-4 |
| Number of Female Arrests by Age - State of Oregon, 2003 | 6-5 |
| Number of Arrests by Race - State of Oregon, 2003 | 6-7 |
| Map - Oregon County Map | 6-8 |
| State of Oregon Arrests by Race & County, 2003..... | 6-9 |
| Total Arrests for Crimes Against Persons by Race & County, 2003 | 6-10 |
| Total Arrests for Crimes Against Property by Race & County, 2003 | 6-11 |
| Total Arrests for Behavioral Crimes by Race & County, 2003 | 6-12 |

| | Page |
|--|-------------|
| SECTION - 7 STATEWIDE LAW ENFORCEMENT EMPLOYEES and OFFICER ASSAULTED INFORMATION | 7-1 |
| Law Enforcement Employees - Statewide, 2003 | 7-3 |
| Law Enforcement Employees - History | 7-3 |
| Law Enforcement Employees by Department with Officer Assault, 2003 | 7-4 |
| Statewide Officer Assault, 2003 | 7-9 |
| SECTION - 8 AGENCY SUMMARY and DETAIL TABLES | 8-1 |
| SECTION - 9 ABBREVIATED CRIME REPORTING DEFINITIONS | 9-1 |
| Crimes Against Persons | 9-3 |
| Crimes Against Property | 9-4 |
| Behavioral Crimes | 9-5 |
| SECTION - 10 DOMESTIC DISTURBANCE REPORTING JAN - DEC 2003 | 10-1 |
| Domestic Disturbance Reporting Summary January through December 2003 | 10-3 |
| Oregon Domestic Disturbance Reported Incidents by County and Type | 10-4 |

This page is intentionally blank.

INTRODUCTION

The Oregon Uniform Crime Reporting (OUCR) program presents information in offense and arrest groupings of **Crimes Against Persons**, **Crimes Against Property** and **Behavioral Crimes**.

The offense groups are described below.

Crimes Against Persons: Criminal offenses where the victim is present and the act is violent, threatening or has the potential of being physically harmful.

| | |
|--------------------|--------------------|
| Willful Murder | Kidnapping |
| Negligent Homicide | Robbery |
| Rape | Aggravated Assault |
| Other Sex Crimes | Simple Assault |

Crimes Against Property: Criminal offenses that involve taking something of value by theft, deception or the destruction of property.

| | |
|---------------------|--------------------------------------|
| Burglary | Fraud |
| Larceny | Embezzlement |
| Motor Vehicle Theft | Stolen Property (Buy, Sell, Possess) |
| Arson | Vandalism |
| Forgery/Counterfeit | |

Behavioral Crimes: Crimes that represent society's prohibitions on engaging in certain types of activity, such as criminal offenses that violate laws relating to personal conduct, responsibility and public order. Although not necessarily violent or property offenses in themselves, they may often contribute to other criminal acts.

| | |
|-------------------------|-------------------------------------|
| Weapons Regulation Laws | Liquor Laws |
| Prostitution | Disorderly Conduct |
| Drug Laws | All Other Offenses (Except Traffic) |
| Gambling | Curfew |
| Offenses Against Family | Runaway Juveniles |
| D. U. I. I. | |

Traffic Crime, Fish & Game, and Marine Violations: These three areas will be shown separately and are not included in crime totals listed above.

This page is intentionally blank.

SECTION 1
STATEWIDE SUMMARY

This section presents an overview of Statewide Statistics relating to criminal Offenses and Arrests for 2003.

This page is intentionally blank.

SUMMARY

CRIME IN OREGON

After steadily dropping for several years, crime in Oregon increased 3.8% overall in 2003 when compared to 2002. Crime increased in 19 of the 36 counties in Oregon.

Crime in the five major populated counties is depicted in this summary as a visual overview of crime in Oregon. The counties of Clackamas, Lane, Marion, Multnomah and Washington represent 60.1% of the State's population. These 5 counties reported 60.7% of the total crime in Oregon and 62.6% of the total Crimes Against Persons.

OREGON POPULATION

Population estimates for Oregon are provided by the Population Research Center, College of Urban and Public Affairs, Portland State University. Total Oregon population for 2003 statistics is 3,541,500.

CRIMES AGAINST PERSONS

Crimes Against Persons increased 0.6% from 2002 to 2003.

DECREASES REPORTED:

Willful Murder, Negligent Homicide, Rape and Other Sex Crimes.

INCREASES REPORTED:

Kidnapping, Robbery, Aggravated Assault and Simple Assault.

CRIMES AGAINST PROPERTY

Crimes Against Property increased 4.0% from 2002 to 2003.

DECREASES REPORTED:

Arson, Forgery/Counterfeiting and Embezzlement.

INCREASES REPORTED:

Burglary, Larceny, Motor Vehicle Theft, Fraud, Stolen Property (buy, sell, possess) and Vandalism.

BEHAVIORAL CRIMES

Behavioral Crimes increased 4.4% from 2002 to 2003.

DECREASES REPORTED:

Crimes Against Family, D.U.I.I., Liquor Laws and Curfew.

INCREASES REPORTED:

Weapon Laws, Prostitution, Drug Laws, Gambling, Disorderly Conduct, "All Other" and Runaway Juveniles.

INDEX CRIME RATE

The Index Crime Rate for 2003 was 525.9 crimes per 10,000 population. This is a 4.3% increase from the rate of 504.4 for 2002. These rates are based on estimated population of 3,541,500 for 2003 and 3,504,700 for 2002.

ARRESTS IN OREGON

Arrests = 164,412 (This excludes arrests for Traffic Crime, Fish & Game, or Marine)

The total number of arrests increased 5.1% in 2003.

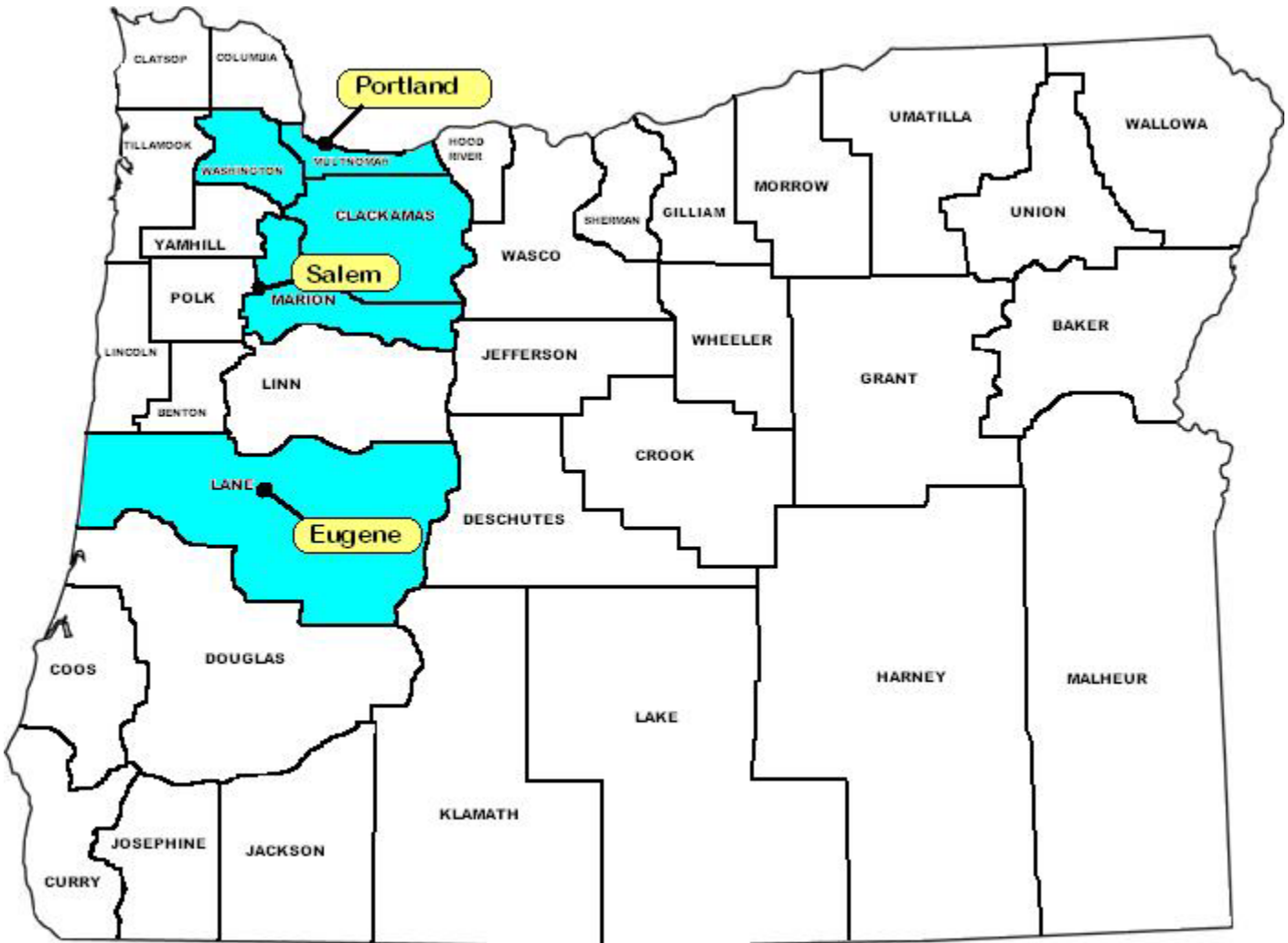
Arrests of Adults (persons 18 years and older) increased 5.5%.

Arrests of Juveniles (persons 17 years and younger) increased 3.3%.

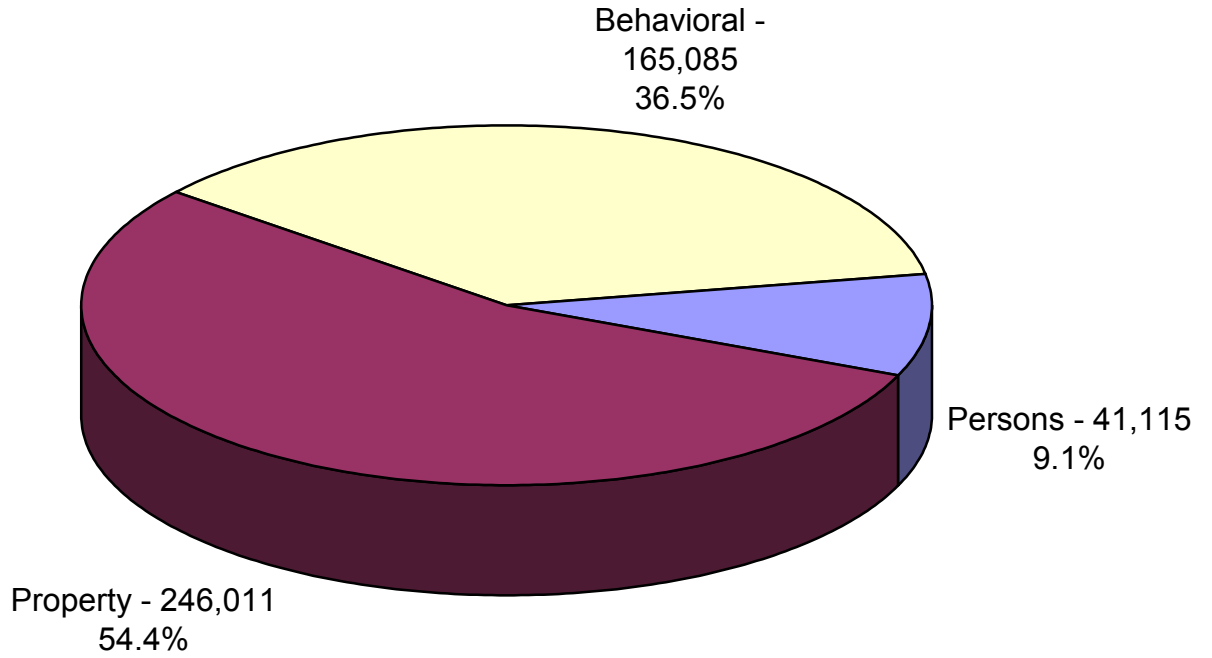
2003 CRIMINAL OFFENSES by POPULATION CENTER

The cities of Portland, Salem and Eugene, combined have 23.5% of the Oregon population and reported 35.0% of the Crimes Against Persons, 34.6% of the Crimes Against Property, 24.9% of Behavioral Crimes and 31.1% of the Crime Total.

Multnomah, Clackamas, Washington, Marion and Lane Counties contain 60.1% of the State's population and reported 60.7% of the Crime Total.



TOTAL REPORTED OFFENSES
January through December 2002



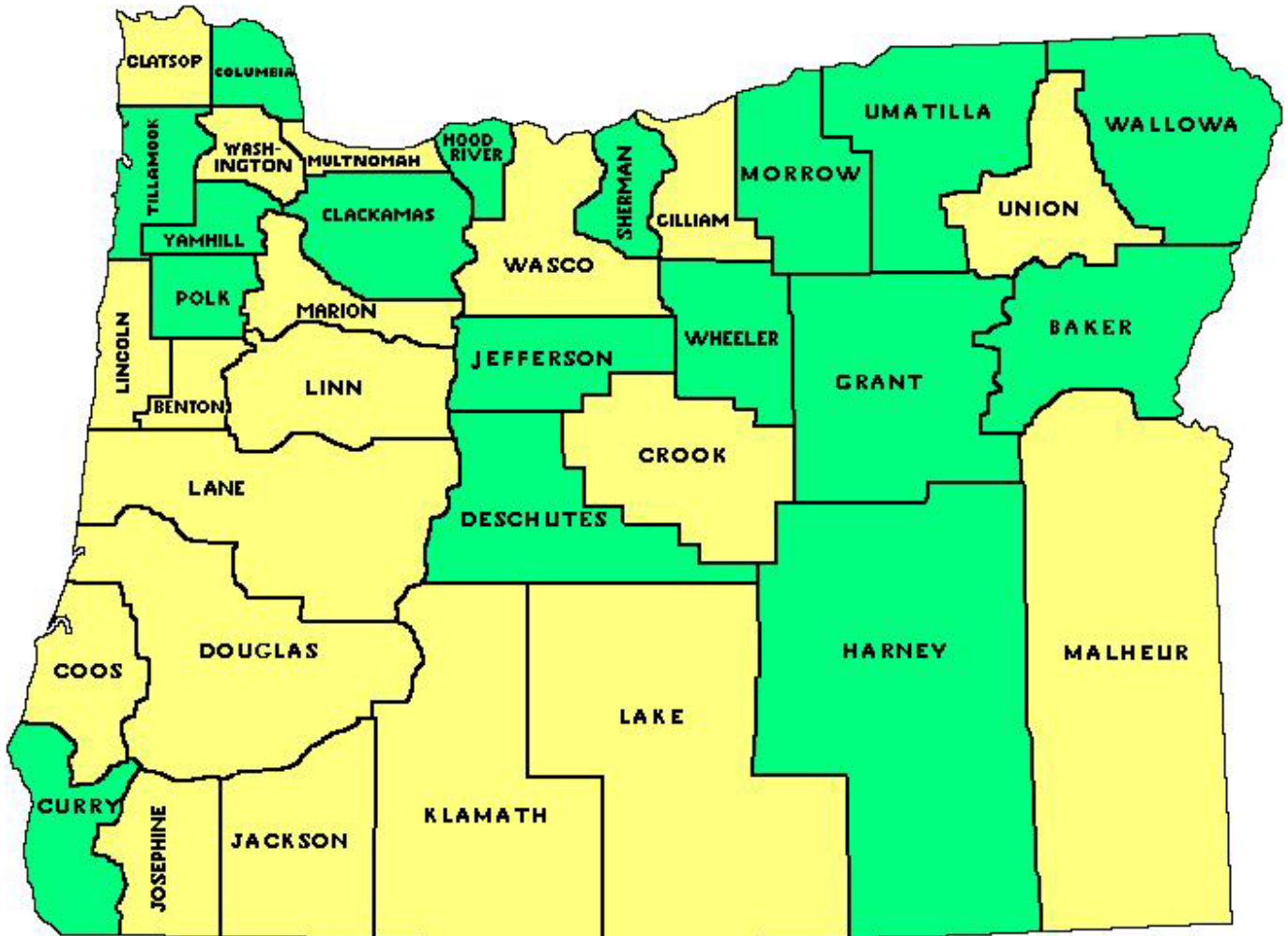
Total Offenses = 452,211

| REPORTED OFFENSES | | | | | |
|--------------------------------|----------------|----------------|---------------------------|------------------------|---------------|
| | 2002 | 2003 | PERCENT CHANGE | RATE PER 10,000 | |
| | | | | 2002 | 2003 |
| CRIMES AGAINST PERSONS | | | | | |
| Willful Murder * | 86 | 78 | -9.3% | 0.2 | 0.2 |
| Negligent Homicide (1) | 9 | 5 | -44.4% | 0.0 | 0.0 |
| Forcible Rape * | 1,302 | 1,286 | -1.2% | 3.7 | 3.6 |
| Other Sex Offenses | 5,945 | 5,867 | -1.3% | 17.0 | 16.6 |
| Kidnapping | 657 | 691 | 5.2% | 1.9 | 2.0 |
| Robbery * | 2,774 | 2,891 | 4.2% | 7.9 | 8.2 |
| Aggravated Assault * | 6,535 | 6,620 | 1.3% | 18.6 | 18.7 |
| Simple Assault | 23,551 | 23,677 | 0.5% | 67.2 | 66.9 |
| TOTAL | 40,859 | 41,115 | 0.6% | 116.6 | 116.1 |
| CRIMES AGAINST PROPERTY | | | | | |
| Burglary * | 25,990 | 29,261 | 12.6% | 74.2 | 82.6 |
| Larceny * | 121,154 | 125,055 | 3.2% | 345.7 | 353.1 |
| Motor Vehicle Theft * | 17,260 | 19,435 | 12.6% | 49.2 | 54.9 |
| Arson * | 1,659 | 1,609 | -3.0% | 4.7 | 4.5 |
| Forgery/Counterfeiting | 11,603 | 11,232 | -3.2% | 33.1 | 31.7 |
| Fraud | 13,685 | 13,812 | 0.9% | 39.0 | 39.0 |
| Embezzlement | 648 | 587 | -9.4% | 1.8 | 1.7 |
| Stolen Property | 725 | 850 | 17.2% | 2.1 | 2.4 |
| Vandalism | 43,747 | 44,170 | 1.0% | 124.8 | 124.7 |
| TOTAL | 236,471 | 246,011 | 4.0% | 674.7 | 694.7 |
| BEHAVIORAL CRIMES | | | | | |
| Weapon Laws | 3,326 | 3,474 | 4.4% | 9.5 | 9.8 |
| Prostitution | 492 | 521 | 5.9% | 1.4 | 1.5 |
| Drug Laws | 23,994 | 24,425 | 1.8% | 68.5 | 69.0 |
| Gambling | 14 | 16 | 14.3% | 0.0 | 0.0 |
| Crimes Against Family | 3,309 | 3,123 | -5.6% | 9.4 | 8.8 |
| D.U.I.I. | 25,342 | 24,949 | -1.6% | 72.3 | 70.4 |
| Liquor Laws | 13,984 | 13,789 | -1.4% | 39.9 | 38.9 |
| Disorderly Conduct | 18,314 | 19,924 | 8.8% | 52.3 | 56.3 |
| All Other (Except Traffic) | 55,302 | 60,782 | 9.9% | 157.8 | 171.6 |
| Curfew | 3,575 | 3,016 | -15.6% | 10.2 | 8.5 |
| Runaway Juveniles | 10,499 | 11,066 | 5.4% | 30.0 | 31.2 |
| TOTAL | 158,151 | 165,085 | 4.4% | 451.3 | 466.1 |
| GRAND TOTAL | 435,481 | 452,211 | 3.8% | 1242.6 | 1276.9 |
| * Index Total | 176,760 | 186,235 | 5.4% | 504.4 | 525.9 |
| Traffic Crime | 25,623 | 29,738 | 16.1% | 73.1 | 84.0 |
| Fish & Game Violations | 8,161 | 6,109 | -25.1% | 23.3 | 17.2 |
| Marine Violations | 940 | 983 | 4.6% | 2.7 | 2.8 |

(1) Negligent Homicide offenses do not include vehicular deaths

OREGON COUNTY MAP

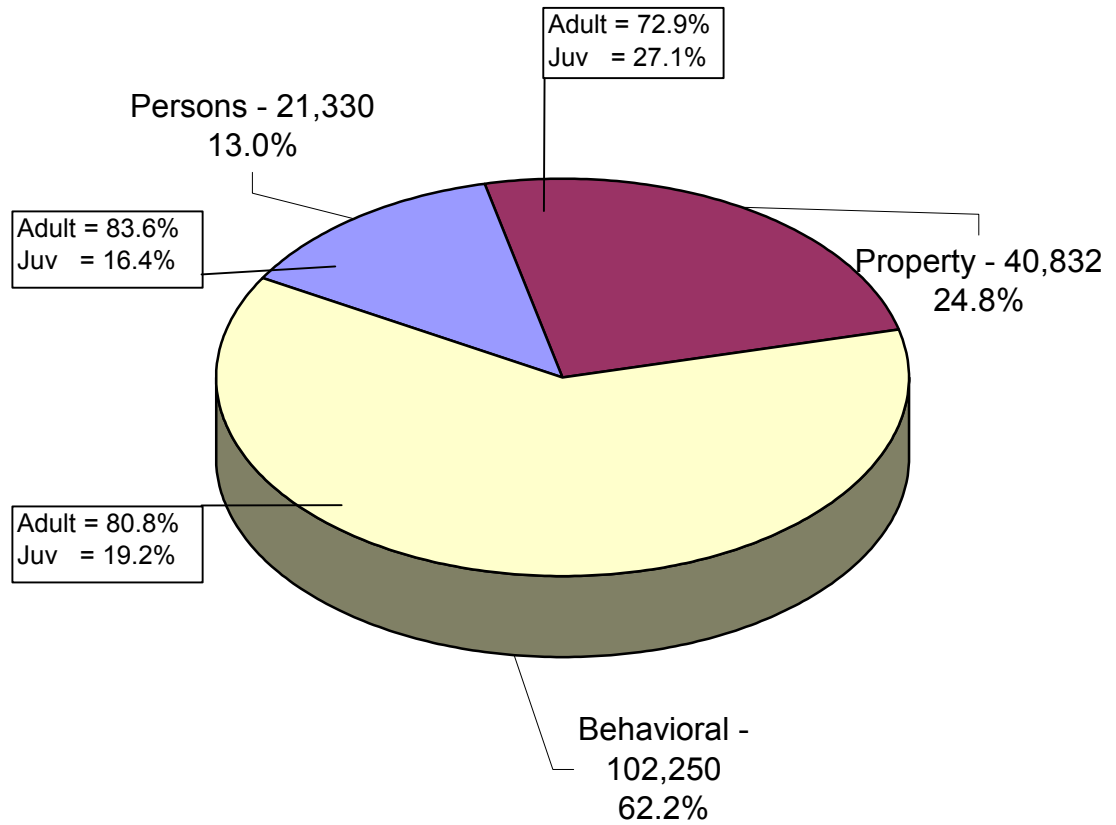
All Reported Crimes, 2003



COUNTY FIVE YEAR PROFILE OF TOTAL CRIMES

| | 1999 | 2000 | 2001 | 2002 | 2003 |
|-------------------|----------------|----------------|----------------|----------------|----------------|
| BAKER | 2,171 | 2,019 | 1,813 | 1,917 | 1,770 |
| BENTON | 8,760 | 9,352 | 8,927 | 8,643 | 9,445 |
| CLACKAMAS | 32,986 | 34,212 | 35,667 | 32,199 | 31,952 |
| CLATSOP | 5,932 | 6,623 | 6,292 | 6,675 | 6,955 |
| COLUMBIA | 4,564 | 4,449 | 4,933 | 4,935 | 4,859 |
| COOS | 9,246 | 6,440 | 8,027 | 8,289 | 8,820 |
| CROOK | 2,270 | 2,424 | 2,807 | 2,616 | 3,750 |
| CURRY | 1,528 | 1,528 | 1,378 | 1,665 | 1,504 |
| DESCHUTES | 14,590 | 14,050 | 15,363 | 15,294 | 14,758 |
| DOUGLAS | 11,746 | 11,820 | 12,208 | 11,746 | 11,835 |
| GILLIAM | 241 | 163 | 203 | 196 | 197 |
| GRANT | 757 | 442 | 695 | 637 | 561 |
| HARNEY | 657 | 681 | 676 | 587 | 498 |
| HOOD RIVER | 2,013 | 1,773 | 1,572 | 1,558 | 1,396 |
| JACKSON | 25,349 | 26,768 | 25,061 | 26,646 | 27,731 |
| JEFFERSON | 2,386 | 2,414 | 2,235 | 2,133 | 2,126 |
| JOSEPHINE | 8,622 | 8,623 | 8,717 | 8,384 | 8,488 |
| KLAMATH | 5,337 | 5,828 | 5,919 | 5,858 | 5,993 |
| LAKE | 391 | 561 | 530 | 295 | 549 |
| LANE | 43,585 | 44,460 | 42,871 | 41,163 | 42,282 |
| LINCOLN | 6,523 | 6,257 | 6,066 | 6,268 | 8,362 |
| LINN | 15,273 | 16,388 | 17,525 | 15,823 | 18,664 |
| MALHEUR | 3,930 | 4,584 | 4,577 | 4,611 | 4,991 |
| MARION | 42,400 | 43,677 | 45,599 | 47,922 | 51,638 |
| MORROW | 1,355 | 1,333 | 1,714 | 1,702 | 1,406 |
| MULTNOMAH | 108,890 | 108,845 | 108,742 | 102,130 | 108,950 |
| POLK | 7,880 | 8,127 | 8,586 | 8,968 | 7,410 |
| SHERMAN | 162 | 182 | 163 | 169 | 159 |
| TILLAMOOK | 2,498 | 2,696 | 2,470 | 2,880 | 2,623 |
| UMATILLA | 10,059 | 9,416 | 8,347 | 8,303 | 7,889 |
| UNION | 2,002 | 1,977 | 2,121 | 2,154 | 2,228 |
| WALLOWA | 254 | 283 | 627 | 620 | 583 |
| WASCO | 3,439 | 3,228 | 3,020 | 3,269 | 3,378 |
| WASHINGTON | 37,327 | 38,005 | 40,899 | 39,400 | 39,699 |
| WHEELER | 99 | 102 | 141 | 190 | 121 |
| YAMHILL | 9,516 | 9,641 | 9,394 | 9,636 | 8,641 |
| TOTAL | 434,738 | 439,371 | 445,885 | 435,481 | 452,211 |

TOTAL REPORTED ARRESTS January through December 2003



TOTAL ARRESTS = 164,412

REPORTED ARRESTS

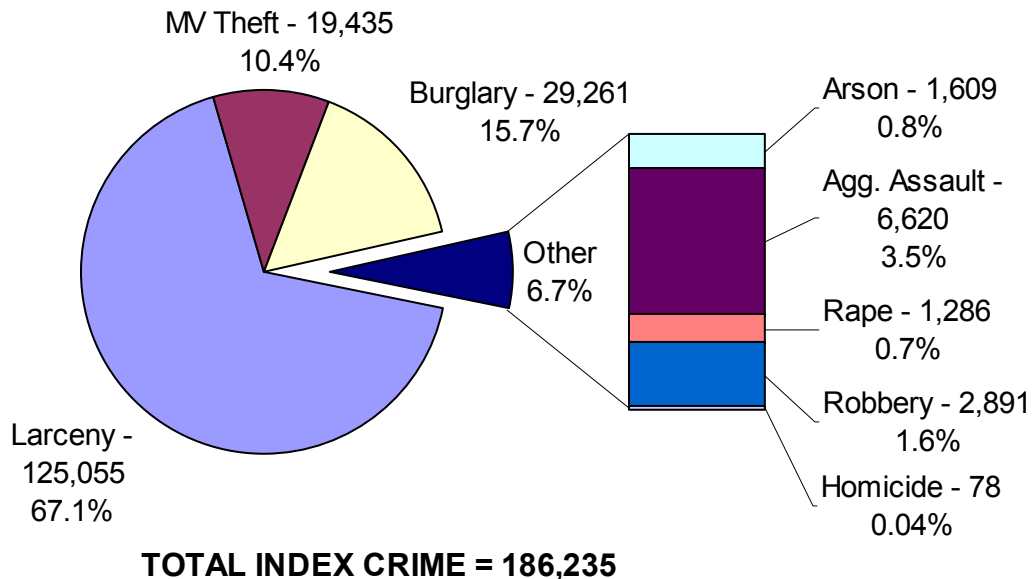
| | 2002 | | | 2003 | | | TOTAL PERCENT CHANGE |
|--------------------------------|----------------|---------------|----------------|----------------|---------------|----------------|----------------------------|
| | ADULT | JUVENILE | TOTAL | ADULT | JUVENILE | TOTAL | |
| CRIMES AGAINST PERSONS | | | | | | | |
| Willful Murder * | 82 | 5 | 87 | 100 | 3 | 103 | 18.4% |
| Negligent Homicide (1) | 13 | | 13 | 11 | 1 | 12 | -7.7% |
| Forcible Rape * | 232 | 44 | 276 | 285 | 46 | 331 | 19.9% |
| Other Sex Offenses | 1,141 | 310 | 1,451 | 1,294 | 326 | 1,620 | 11.6% |
| Kidnapping | 133 | 10 | 143 | 117 | 15 | 132 | -7.7% |
| Robbery * | 827 | 170 | 997 | 939 | 198 | 1,137 | 14.0% |
| Aggravated Assault * | 1,770 | 370 | 2,140 | 1,987 | 453 | 2,440 | 14.0% |
| Simple Assault | 12,223 | 2,163 | 14,386 | 13,103 | 2,452 | 15,555 | 8.1% |
| TOTAL | 16,421 | 3,072 | 19,493 | 17,836 | 3,494 | 21,330 | 9.4% |
| CRIMES AGAINST PROPERTY | | | | | | | |
| Burglary * | 2,225 | 1,162 | 3,387 | 2,429 | 1,135 | 3,564 | 5.2% |
| Larceny * | 15,435 | 5,830 | 21,265 | 17,129 | 6,499 | 23,628 | 11.1% |
| Motor Vehicle Theft * | 2,361 | 597 | 2,958 | 2,339 | 594 | 2,933 | -0.8% |
| Arson * | 325 | 249 | 574 | 264 | 272 | 536 | -6.6% |
| Forgery/Counterfeiting | 2,544 | 106 | 2,650 | 2,419 | 140 | 2,559 | -3.4% |
| Fraud | 1,483 | 112 | 1,595 | 1,619 | 108 | 1,727 | 8.3% |
| Embezzlement | 75 | 5 | 80 | 67 | 3 | 70 | -12.5% |
| Stolen Property | 397 | 93 | 490 | 512 | 83 | 595 | 21.4% |
| Vandalism | 2,697 | 1,880 | 4,577 | 3,004 | 2,216 | 5,220 | 14.0% |
| TOTAL | 27,542 | 10,034 | 37,576 | 29,782 | 11,050 | 40,832 | 8.7% |
| BEHAVIORAL CRIMES | | | | | | | |
| Weapon Laws | 1,918 | 268 | 2,186 | 1,933 | 268 | 2,201 | 0.7% |
| Prostitution | 269 | 14 | 283 | 380 | 8 | 388 | 37.1% |
| Drug Laws | 17,686 | 2,441 | 20,127 | 18,545 | 2,423 | 20,968 | 4.2% |
| Gambling | 4 | 0 | 4 | 7 | 2 | 9 | 125.0% |
| Crimes Against Family | 1,203 | 16 | 1,219 | 1,104 | 22 | 1,126 | -7.6% |
| D.U.I.I. | 22,271 | 278 | 22,549 | 21,468 | 294 | 21,762 | -3.5% |
| Liquor Laws | 12,109 | 4,912 | 17,021 | 13,414 | 4,753 | 18,167 | 6.7% |
| Disorderly Conduct | 5,761 | 1,481 | 7,242 | 6,164 | 1,596 | 7,760 | 7.2% |
| All Other (Except Traffic) | 18,260 | 4,900 | 23,160 | 19,639 | 5,163 | 24,802 | 7.1% |
| Curfew | | 2,813 | 2,813 | | 2,429 | 2,429 | -13.7% |
| Runaway Juveniles | | 2,818 | 2,818 | | 2,638 | 2,638 | -6.4% |
| TOTAL | 79,481 | 19,941 | 99,422 | 82,654 | 19,596 | 102,250 | 2.8% |
| GRAND TOTAL | 123,444 | 33,047 | 156,491 | 130,272 | 34,140 | 164,412 | 5.1% |
| * Index Total | 23,257 | 8,427 | 31,684 | 25,472 | 9,200 | 34,672 | 9.4% |
| Traffic Crime | 15,413 | 545 | 15,958 | 17,198 | 593 | 17,791 | 11.5% |
| Fish & Game Violations | 7,851 | 295 | 8,146 | 5,843 | 254 | 6,097 | -25.2% |
| Marine Violations | 870 | 19 | 889 | 879 | 36 | 915 | 2.9% |

(1) Negligent Homicide arrests include both vehicular and non-vehicular circumstances.

INDEX CRIME OFFENSES

| INDEX | | | PERCENT | RATE PER 1000 | |
|-----------------------------|----------------|----------------|-------------|---------------|--------------|
| | 2002 | 2003 | CHANGE | 2002 | 2003 |
| Willful Murder | 86 | 78 | -9.3% | 0.2 | 0.2 |
| Forcible Rape | 1,302 | 1,286 | -1.2% | 3.7 | 3.6 |
| Robbery | 2,774 | 2,891 | 4.2% | 7.9 | 8.2 |
| Aggravated Assault | 6,535 | 6,620 | 1.3% | 18.6 | 18.7 |
| Total Violent Index | 10,697 | 10,875 | 1.7% | 30.5 | 30.7 |
| Burglary | 25,990 | 29,261 | 12.6% | 74.2 | 82.6 |
| Larceny | 121,154 | 125,055 | 3.2% | 345.7 | 353.1 |
| Motor Vehicle Theft | 17,260 | 19,435 | 12.6% | 49.2 | 54.9 |
| Arson | 1,659 | 1,609 | -3.0% | 4.7 | 4.5 |
| Total Property Index | 166,063 | 175,360 | 5.6% | 473.8 | 495.2 |
| INDEX TOTAL | 176,760 | 186,235 | 5.4% | 504.4 | 525.9 |

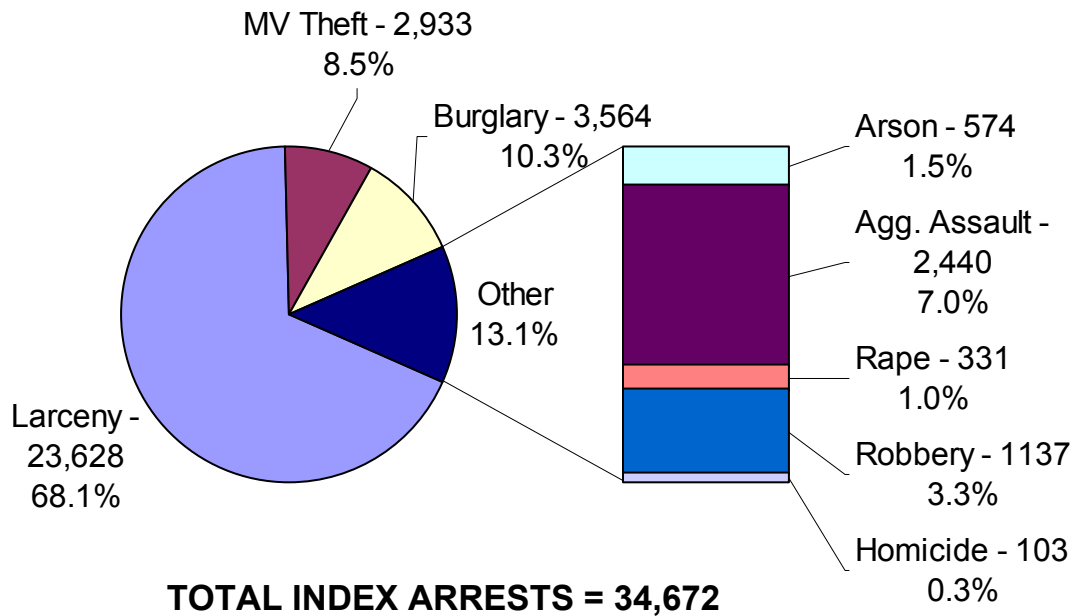
TOTAL REPORTED INDEX CRIME OFFENSES January through December 2003



INDEX CRIME ARRESTS

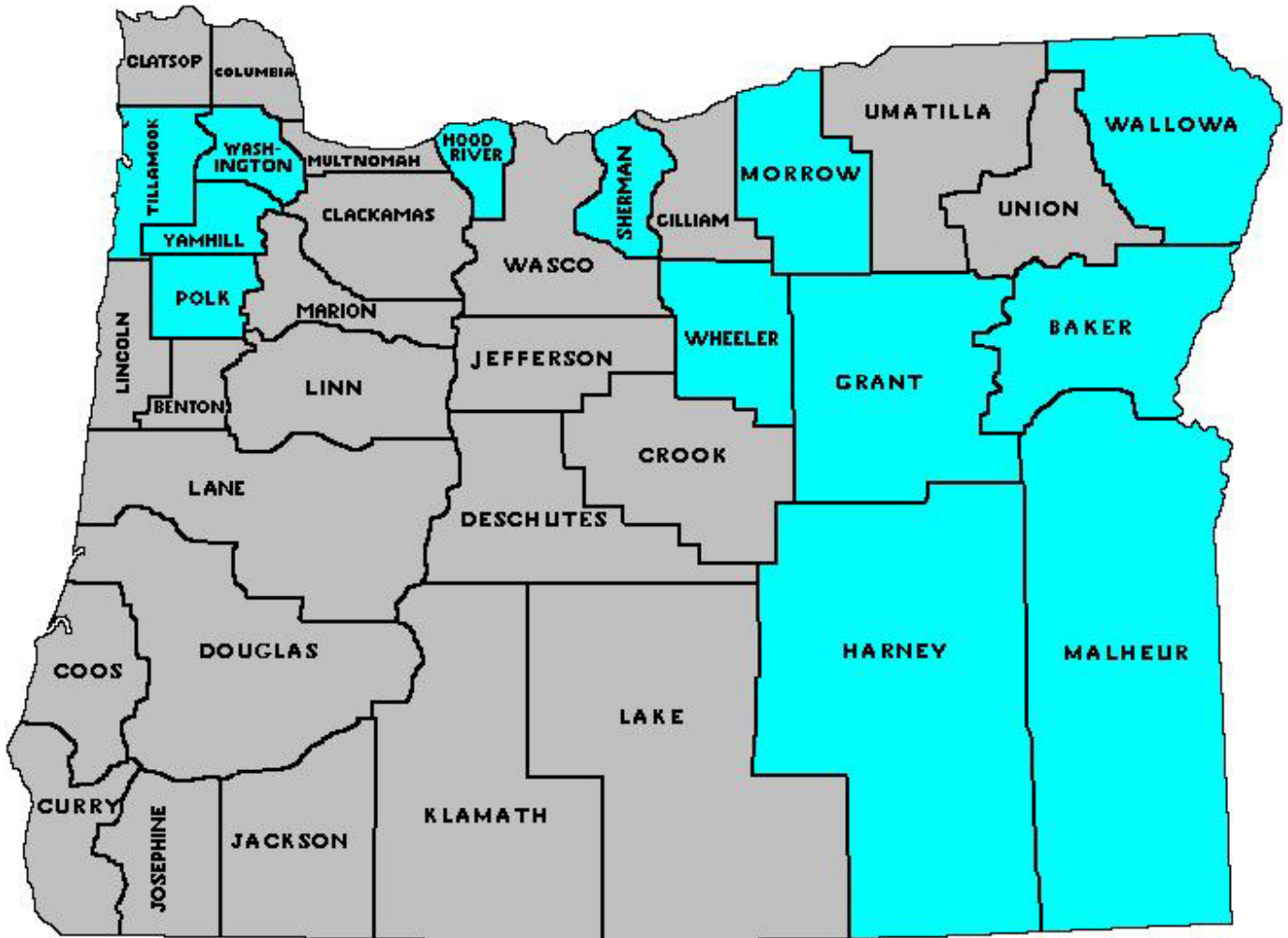
| INDEX | 2002 | | | 2003 | | | PERCENT CHANGE |
|-----------------------------|---------------|--------------|---------------|---------------|--------------|---------------|-------------------|
| | ADULT | JUVENILE | TOTAL | ADULT | JUVENILE | TOTAL | |
| Willful Murder | 82 | 5 | 87 | 100 | 3 | 103 | 18.4% |
| Forcible Rape | 232 | 44 | 276 | 285 | 46 | 331 | 19.9% |
| Robbery | 827 | 170 | 997 | 939 | 198 | 1,137 | 14.0% |
| Aggravated Assault | 1,770 | 370 | 2,140 | 1,987 | 453 | 2,440 | 14.0% |
| Total Violent Index | 2,911 | 589 | 3,500 | 3,311 | 700 | 4,011 | 14.6% |
| Burglary | 2,225 | 1,162 | 3,387 | 2,429 | 1,135 | 3,564 | 5.2% |
| Larceny | 15,435 | 5,830 | 21,265 | 17,129 | 6,499 | 23,628 | 11.1% |
| Motor Vehicle Theft | 2,361 | 597 | 2,958 | 2,339 | 594 | 2,933 | -0.8% |
| Arson | 325 | 249 | 574 | 264 | 272 | 536 | -6.6% |
| Total Property Index | 20,346 | 7,838 | 28,184 | 22,161 | 8,500 | 30,661 | 8.8% |
| INDEX TOTAL | 23,257 | 8,427 | 31,684 | 25,472 | 9,200 | 34,672 | 9.4% |

TOTAL REPORTED INDEX CRIME ARRESTS January through December 2003



OREGON COUNTY MAP

Index Crimes, 2003



COUNTY FIVE YEAR PROFILE OF INDEX CRIMES

| | 1999 | 2000 | 2001 | 2002 | 2003 |
|--------------|----------------|----------------|----------------|----------------|----------------|
| BAKER | 774 | 633 | 519 | 532 | 470 |
| BENTON | 3,120 | 3,318 | 2,870 | 2,945 | 3,276 |
| CLACKAMAS | 15,196 | 15,243 | 17,107 | 14,407 | 14,789 |
| CLATSOP | 1,517 | 1,783 | 1,643 | 1,759 | 1,793 |
| COLUMBIA | 920 | 1,242 | 1,232 | 1,174 | 1,195 |
| COOS | 2,182 | 1,826 | 2,033 | 2,028 | 2,059 |
| CROOK | 497 | 543 | 744 | 711 | 934 |
| CURRY | 470 | 431 | 397 | 421 | 530 |
| DESCHUTES | 5,276 | 5,187 | 6,156 | 5,743 | 5,915 |
| DOUGLAS | 3,255 | 3,266 | 3,425 | 3,359 | 3,678 |
| GILLIAM | 24 | 26 | 21 | 25 | 30 |
| GRANT | 97 | 124 | 163 | 151 | 100 |
| HARNEY | 217 | 220 | 193 | 116 | 79 |
| HOOD RIVER | 671 | 563 | 433 | 466 | 404 |
| JACKSON | 8,220 | 8,332 | 7,793 | 9,054 | 9,316 |
| JEFFERSON | 635 | 635 | 630 | 606 | 642 |
| JOSEPHINE | 3,298 | 3,043 | 2,551 | 2,511 | 2,960 |
| KLAMATH | 1,829 | 2,022 | 1,925 | 1,964 | 2,108 |
| LAKE | 142 | 184 | 176 | 95 | 167 |
| LANE | 19,067 | 18,703 | 17,727 | 17,307 | 18,007 |
| LINCOLN | 2,497 | 2,360 | 2,289 | 2,211 | 3,441 |
| LINN | 5,335 | 5,486 | 6,582 | 5,518 | 7,776 |
| MALHEUR | 910 | 1,199 | 1,216 | 1,146 | 1,082 |
| MARION | 16,192 | 16,613 | 18,930 | 20,669 | 21,254 |
| MORROW | 432 | 379 | 572 | 470 | 366 |
| MULTNOMAH | 49,969 | 49,389 | 51,948 | 52,456 | 56,325 |
| POLK | 2,077 | 2,169 | 2,304 | 2,566 | 2,020 |
| SHERMAN | 48 | 59 | 41 | 43 | 42 |
| TILLAMOOK | 642 | 742 | 747 | 846 | 846 |
| UMATILLA | 2,620 | 2,701 | 2,387 | 2,562 | 2,604 |
| UNION | 582 | 529 | 584 | 562 | 579 |
| WALLOWA | 80 | 46 | 129 | 117 | 104 |
| WASCO | 1,007 | 940 | 969 | 1,043 | 1,111 |
| WASHINGTON | 15,807 | 15,455 | 18,467 | 18,284 | 18,168 |
| WHEELER | 23 | 21 | 32 | 23 | 19 |
| YAMHILL | 3,096 | 3,096 | 2,868 | 2,870 | 2,043 |
| TOTAL | 168,724 | 168,508 | 177,803 | 176,760 | 186,232 |

STATEWIDE OFFENSES by DAY OF WEEK, 2003

| CLASSIFICATION OF OFFENSES | OFFENSE COUNT | SUNDAY | MONDAY | TUESDAY | WEDNESDAY | THURSDAY | FRIDAY | SATURDAY | UNKNOWN |
|----------------------------|----------------|---------------|---------------|---------------|---------------|---------------|---------------|---------------|---------------|
| PART 1 & PART 2 | | | | | | | | | |
| HOMICIDE | | | | | | | | | |
| WILLFUL MURDER | 67 | 9 | 8 | 10 | 11 | 6 | 10 | 12 | 1 |
| AGGRAVATED MURDER | 11 | - | 2 | 2 | 1 | 4 | 1 | - | 1 |
| NEGL. NON-TRAFFIC | 5 | 3 | - | - | - | - | 2 | - | - |
| TOTAL | 83 | 12 | 10 | 12 | 12 | 10 | 13 | 12 | 2 |
| RAPE (FORCIBLE) | | | | | | | | | |
| FORCIBLE | 1,154 | 154 | 131 | 138 | 140 | 125 | 144 | 156 | 166 |
| ATTEMPT RAPE-FORCE | 132 | 19 | 18 | 15 | 19 | 8 | 21 | 21 | 11 |
| TOTAL | 1,286 | 173 | 149 | 153 | 159 | 133 | 165 | 177 | 177 |
| ROBBERY | | | | | | | | | |
| HIGHWAY | 905 | 130 | 121 | 126 | 95 | 121 | 144 | 162 | 6 |
| BUSINESS | 889 | 94 | 116 | 115 | 113 | 144 | 166 | 139 | 2 |
| SERVICE STATION | 39 | 6 | 7 | 7 | 7 | 3 | 4 | 5 | - |
| CONVENIENCE STORE | 135 | 28 | 12 | 15 | 15 | 18 | 22 | 24 | 1 |
| RESIDENCE | 285 | 37 | 32 | 50 | 33 | 47 | 42 | 41 | 3 |
| BANK | 171 | 1 | 35 | 28 | 33 | 29 | 42 | 3 | - |
| OTHER | 467 | 64 | 70 | 72 | 57 | 63 | 71 | 65 | 5 |
| TOTAL | 2,891 | 360 | 393 | 413 | 353 | 425 | 491 | 439 | 17 |
| AGGRAVATED ASSAULT | | | | | | | | | |
| AGGRAVATED | 6,459 | 1,018 | 868 | 779 | 817 | 821 | 943 | 1,121 | 92 |
| ATTEMPTED MURDER | 161 | 28 | 16 | 23 | 26 | 21 | 19 | 25 | 3 |
| TOTAL | 6,620 | 1,046 | 884 | 802 | 843 | 842 | 962 | 1,146 | 95 |
| BURGLARY | | | | | | | | | |
| RESIDENCE | 18,426 | 1,955 | 2,529 | 2,404 | 2,401 | 2,378 | 2,521 | 2,118 | 2,120 |
| BUSINESS | 6,068 | 792 | 844 | 670 | 736 | 692 | 807 | 727 | 800 |
| OTHER STRUCTURE | 4,767 | 534 | 538 | 518 | 537 | 554 | 564 | 580 | 942 |
| TOTAL | 29,261 | 3,281 | 3,911 | 3,592 | 3,674 | 3,624 | 3,892 | 3,425 | 3,862 |
| LARCENY | | | | | | | | | |
| PICKPOCKET | 443 | 58 | 57 | 48 | 88 | 39 | 73 | 77 | 3 |
| PURSES/NATCH | 427 | 77 | 51 | 64 | 57 | 50 | 60 | 64 | 4 |
| SHOPLIFT | 18,553 | 2,262 | 2,350 | 2,689 | 2,603 | 2,646 | 2,916 | 2,985 | 102 |
| FROM MOTOR VEHICLE | 39,148 | 4,846 | 5,296 | 5,012 | 5,170 | 5,172 | 5,131 | 5,011 | 3,510 |
| MOTOR VEH. PART/ACC. | 13,254 | 1,556 | 1,665 | 1,687 | 1,763 | 1,666 | 1,824 | 1,571 | 1,522 |
| BICYCLES | 8,404 | 928 | 1,182 | 1,190 | 1,205 | 1,118 | 1,075 | 982 | 724 |
| FROM PUBLIC BUILDING | 8,489 | 827 | 1,230 | 1,220 | 1,155 | 1,221 | 1,277 | 1,008 | 551 |
| FROM COIN-OP MACHINE | 582 | 86 | 74 | 58 | 73 | 80 | 58 | 48 | 105 |
| ALL OTHERS | 35,755 | 3,593 | 4,669 | 4,560 | 4,543 | 4,408 | 4,866 | 4,263 | 4,853 |
| TOTAL | 125,055 | 14,233 | 16,574 | 16,528 | 16,657 | 16,400 | 17,280 | 16,009 | 11,374 |
| MOTOR VEHICLE THEFT | | | | | | | | | |
| AUTOMOBILES | 12,482 | 1,591 | 1,631 | 1,631 | 1,653 | 1,618 | 1,648 | 1,682 | 1,028 |
| TRUCKS AND BUSES | 5,114 | 658 | 646 | 628 | 640 | 623 | 688 | 703 | 528 |
| MOTORCYCLES | 907 | 95 | 113 | 115 | 97 | 119 | 135 | 128 | 105 |
| SNOWMOBILES | 53 | 6 | 9 | 5 | 10 | 6 | 6 | 9 | 2 |
| OTHER VEHICLES | 879 | 87 | 131 | 129 | 109 | 84 | 117 | 104 | 118 |
| TOTAL | 19,435 | 2,437 | 2,530 | 2,508 | 2,509 | 2,450 | 2,594 | 2,626 | 1,781 |
| SIMPLE ASSAULT | 23,677 | 3,703 | 3,165 | 3,056 | 3,135 | 3,003 | 3,485 | 3,785 | 345 |
| ARSON | 1,609 | 205 | 224 | 235 | 238 | 217 | 232 | 218 | 40 |
| FORGERY/COUNTERFEIT | 11,232 | 976 | 1,623 | 1,677 | 1,576 | 1,588 | 1,650 | 1,265 | 877 |
| FRAUD | 13,812 | 1,095 | 1,838 | 1,755 | 1,964 | 1,929 | 1,781 | 1,437 | 2,013 |
| EMBEZZLEMENT | 587 | 42 | 55 | 48 | 46 | 73 | 60 | 45 | 218 |
| STOLEN PROPERTY | 850 | 64 | 135 | 103 | 131 | 127 | 165 | 95 | 30 |
| VANDALISM | 44,170 | 5,797 | 5,647 | 5,307 | 5,374 | 5,460 | 6,258 | 6,415 | 3,912 |
| WEAPON LAWS | 3,474 | 440 | 462 | 513 | 505 | 474 | 542 | 511 | 27 |
| PROSTITUTION | 521 | 54 | 72 | 81 | 95 | 83 | 84 | 40 | 12 |
| SEX CRIMES | 5,867 | 531 | 741 | 721 | 809 | 708 | 744 | 602 | 1,011 |
| DRUG LAWS | 24,425 | 2,834 | 3,087 | 3,425 | 3,755 | 3,855 | 3,881 | 3,421 | 167 |
| GAMBLING | 16 | 1 | 3 | 4 | 3 | 1 | 2 | 1 | 1 |
| OFF. AGAINST FAMILY | 3,123 | 292 | 412 | 506 | 469 | 452 | 527 | 357 | 108 |
| DRIVING UNDER INFLUENCE | 24,949 | 4,725 | 2,326 | 2,476 | 2,705 | 2,933 | 3,984 | 5,800 | - |
| LIQUOR LAWS | 13,789 | 1,815 | 1,112 | 1,427 | 1,652 | 1,814 | 2,846 | 3,070 | 53 |
| DISORDERLY CONDUCT | 19,924 | 2,833 | 2,558 | 2,647 | 2,581 | 2,720 | 2,999 | 3,150 | 436 |
| KIDNAPPING | 691 | 97 | 102 | 86 | 69 | 97 | 102 | 110 | 28 |
| ALL OTHER | 60,782 | 7,641 | 8,704 | 8,632 | 8,957 | 8,552 | 9,083 | 8,403 | 810 |
| CURFEW | 3,016 | 555 | 398 | 400 | 341 | 338 | 360 | 624 | - |
| RUNAWAY | 11,066 | 1,301 | 1,618 | 1,559 | 1,531 | 1,542 | 1,781 | 1,375 | 359 |
| GRAND TOTAL | 452,211 | 56,543 | 58,733 | 58,666 | 60,143 | 59,850 | 65,963 | 64,558 | 27,755 |

STATEWIDE OFFENSES by MONTH, 2003

| CLASSIFICATION OF OFFENSES | JAN | FEB | MAR | APR | MAY | JUN | JUL | AUG | SEP | OCT | NOV | DEC | TOTAL |
|----------------------------|---------------|---------------|---------------|---------------|---------------|---------------|---------------|---------------|---------------|---------------|---------------|---------------|----------------|
| PART 1 & PART 2 | | | | | | | | | | | | | |
| HOMICIDE | | | | | | | | | | | | | |
| WILLFUL MURDER | 5 | 7 | 3 | 10 | 2 | 3 | 6 | 5 | 3 | 9 | 5 | 9 | 67 |
| AGGRAVATED MURDER | 2 | 2 | 1 | 4 | - | - | 1 | - | - | - | - | 1 | 11 |
| NEGL. NON-TRAFFIC | - | - | - | - | - | - | - | - | - | 2 | 3 | - | 5 |
| TRAFFIC DEATH ARRESTS | | | | | | | | | | | | | |
| TOTAL | 7 | 9 | 4 | 14 | 2 | 3 | 7 | 5 | 3 | 11 | 8 | 10 | 83 |
| RAPE (FORCIBLE) | | | | | | | | | | | | | |
| FORCIBLE | 113 | 94 | 94 | 107 | 96 | 114 | 98 | 102 | 90 | 85 | 81 | 80 | 1,154 |
| ATTEMPT RAPE-FORCE | 7 | 9 | 10 | 15 | 14 | 8 | 17 | 11 | 14 | 11 | 6 | 10 | 132 |
| TOTAL | 120 | 103 | 104 | 122 | 110 | 122 | 115 | 113 | 104 | 96 | 87 | 90 | 1,286 |
| ROBBERY | | | | | | | | | | | | | |
| HIGHWAY | 78 | 55 | 98 | 60 | 74 | 81 | 86 | 95 | 87 | 77 | 57 | 57 | 905 |
| BUSINESS | 81 | 65 | 76 | 89 | 89 | 75 | 68 | 82 | 49 | 73 | 67 | 75 | 889 |
| SERVICE STATION | 4 | 6 | 2 | 5 | 3 | 1 | 2 | 1 | 2 | 2 | 6 | 5 | 39 |
| CONVENIENCE STORE | 13 | 14 | 16 | 8 | 9 | 15 | 9 | 13 | 14 | 5 | 8 | 11 | 135 |
| RESIDENCE | 20 | 22 | 25 | 14 | 25 | 29 | 26 | 24 | 24 | 28 | 18 | 30 | 285 |
| BANK | 11 | 10 | 8 | 15 | 18 | 18 | 26 | 13 | 13 | 16 | 8 | 15 | 171 |
| OTHER | 48 | 26 | 45 | 32 | 39 | 42 | 39 | 44 | 44 | 41 | 41 | 26 | 467 |
| TOTAL | 255 | 198 | 270 | 223 | 257 | 261 | 256 | 272 | 233 | 242 | 205 | 219 | 2,891 |
| AGGRAVATED ASSAULT | | | | | | | | | | | | | |
| AGGRAVATED | 521 | 468 | 544 | 509 | 648 | 603 | 591 | 590 | 602 | 557 | 409 | 417 | 6,459 |
| ATTEMPTED MURDER | 12 | 11 | 24 | 10 | 10 | 4 | 25 | 20 | 14 | 8 | 4 | 19 | 161 |
| TOTAL | 533 | 479 | 568 | 519 | 658 | 607 | 616 | 610 | 616 | 565 | 413 | 436 | 6,620 |
| BURGLARY | | | | | | | | | | | | | |
| RESIDENCE | 1,582 | 1,320 | 1,482 | 1,372 | 1,618 | 1,381 | 1,679 | 1,688 | 1,709 | 1,597 | 1,483 | 1,515 | 18,426 |
| BUSINESS | 553 | 460 | 513 | 515 | 550 | 497 | 519 | 444 | 501 | 521 | 497 | 498 | 6,068 |
| OTHER STRUCTURE | 404 | 377 | 408 | 410 | 492 | 396 | 433 | 362 | 400 | 383 | 351 | 351 | 4,767 |
| TOTAL | 2,539 | 2,157 | 2,403 | 2,297 | 2,660 | 2,274 | 2,631 | 2,494 | 2,610 | 2,501 | 2,331 | 2,364 | 29,261 |
| LARCENY | | | | | | | | | | | | | |
| PICKPOCKET | 37 | 42 | 48 | 33 | 35 | 39 | 48 | 29 | 35 | 33 | 35 | 29 | 443 |
| PURSES/NATCH | 30 | 24 | 24 | 37 | 31 | 35 | 35 | 69 | 38 | 34 | 36 | 34 | 427 |
| SHOPLIFT | 1,580 | 1,510 | 1,826 | 1,616 | 1,634 | 1,619 | 1,574 | 1,637 | 1,600 | 1,387 | 1,255 | 1,315 | 18,553 |
| FROM MOTOR VEHICLE | 3,520 | 2,976 | 3,221 | 3,236 | 3,526 | 3,305 | 3,377 | 3,250 | 3,307 | 3,486 | 2,887 | 3,057 | 39,148 |
| MOTOR VEH. PART/ACC. | 1,087 | 1,085 | 1,428 | 1,117 | 1,084 | 1,075 | 1,198 | 1,123 | 1,098 | 1,108 | 921 | 930 | 13,254 |
| BICYCLES | 498 | 494 | 594 | 603 | 762 | 810 | 908 | 1,002 | 908 | 874 | 530 | 421 | 8,404 |
| FROM PUBLIC BUILDING | 737 | 718 | 784 | 710 | 774 | 676 | 713 | 708 | 740 | 720 | 574 | 635 | 8,489 |
| FROM COIN-OP MACHINE | 62 | 52 | 83 | 61 | 58 | 56 | 36 | 33 | 35 | 32 | 34 | 40 | 582 |
| ALL OTHERS | 2,979 | 2,826 | 2,949 | 2,934 | 3,031 | 3,002 | 3,140 | 3,206 | 3,132 | 3,047 | 2,582 | 2,927 | 35,755 |
| TOTAL | 10,530 | 9,727 | 10,957 | 10,347 | 10,935 | 10,617 | 11,029 | 11,057 | 10,893 | 10,721 | 8,854 | 9,388 | 125,055 |
| MOTOR VEHICLE THEFT | | | | | | | | | | | | | |
| AUTOMOBILES | 1,025 | 870 | 1,156 | 1,142 | 1,036 | 986 | 1,168 | 1,070 | 1,008 | 1,041 | 950 | 1,030 | 12,482 |
| TRUCKS AND BUSES | 494 | 346 | 450 | 437 | 439 | 413 | 423 | 373 | 450 | 443 | 418 | 428 | 5,114 |
| MOTORCYCLES | 54 | 50 | 52 | 68 | 90 | 81 | 103 | 105 | 87 | 87 | 63 | 67 | 907 |
| SNOWMOBILES | 5 | 4 | 6 | 3 | 4 | 7 | 5 | 4 | 3 | 4 | 5 | 3 | 53 |
| OTHER VEHICLES | 54 | 35 | 82 | 83 | 64 | 55 | 95 | 85 | 97 | 88 | 67 | 74 | 879 |
| TOTAL | 1,632 | 1,305 | 1,746 | 1,733 | 1,633 | 1,542 | 1,794 | 1,637 | 1,645 | 1,663 | 1,503 | 1,602 | 19,435 |
| SIMPLE ASSAULT | | | | | | | | | | | | | |
| ARSON | 96 | 88 | 109 | 135 | 138 | 203 | 220 | 169 | 141 | 123 | 95 | 92 | 1,609 |
| FORGERY/COUNTERFEIT | 914 | 929 | 1,084 | 1,029 | 1,101 | 1,040 | 848 | 930 | 880 | 881 | 679 | 917 | 11,232 |
| FRAUD | 1,081 | 1,115 | 1,155 | 1,170 | 1,356 | 1,136 | 1,093 | 1,332 | 1,252 | 1,185 | 881 | 1,056 | 13,812 |
| EMBEZZLEMENT | 56 | 47 | 59 | 46 | 32 | 68 | 46 | 35 | 60 | 47 | 55 | 36 | 587 |
| STOLEN PROPERTY | 76 | 53 | 68 | 68 | 77 | 97 | 55 | 82 | 83 | 67 | 65 | 59 | 850 |
| VANDALISM | 4,171 | 3,473 | 4,155 | 3,830 | 3,975 | 3,864 | 3,897 | 3,809 | 3,428 | 3,449 | 3,124 | 2,995 | 44,170 |
| WEAPON LAWS | 313 | 240 | 327 | 334 | 281 | 273 | 309 | 287 | 272 | 321 | 270 | 247 | 3,474 |
| PROSTITUTION | 59 | 37 | 25 | 22 | 29 | 53 | 96 | 44 | 50 | 67 | 24 | 15 | 521 |
| SEX CRIMES | 587 | 497 | 513 | 454 | 460 | 497 | 517 | 570 | 506 | 442 | 390 | 434 | 5,867 |
| DRUG LAWS | 2,163 | 1,853 | 2,067 | 2,020 | 2,163 | 1,971 | 2,081 | 2,243 | 2,104 | 2,230 | 1,796 | 1,734 | 24,425 |
| GAMBLING | 2 | - | - | - | 2 | 1 | 2 | 2 | 1 | 2 | 3 | 1 | 16 |
| OFF. AGAINST FAMILY | 467 | 365 | 372 | 326 | 278 | 234 | 211 | 213 | 195 | 184 | 137 | 141 | 3,123 |
| DRIVING UNDER INFLUENCE | 2,202 | 1,979 | 2,271 | 2,104 | 2,188 | 2,033 | 2,243 | 2,219 | 2,036 | 1,939 | 1,748 | 1,987 | 24,949 |
| LIQUOR LAWS | 1,077 | 949 | 1,195 | 1,016 | 1,281 | 1,449 | 1,291 | 1,319 | 1,364 | 1,324 | 840 | 684 | 13,789 |
| DISORDERLY CONDUCT | 1,569 | 1,416 | 1,628 | 1,566 | 1,784 | 1,842 | 1,860 | 1,837 | 1,836 | 1,693 | 1,451 | 1,442 | 19,924 |
| KIDNAPPING | 49 | 54 | 65 | 44 | 54 | 77 | 59 | 87 | 56 | 55 | 44 | 47 | 691 |
| ALL OTHER | 4,869 | 4,590 | 5,027 | 4,962 | 5,414 | 5,405 | 6,081 | 6,006 | 5,834 | 4,801 | 4,018 | 3,775 | 60,782 |
| CURFEW | 208 | 187 | 184 | 204 | 229 | 374 | 409 | 405 | 259 | 253 | 141 | 163 | 3,016 |
| RUNAWAY | 1,007 | 895 | 1,022 | 1,039 | 1,151 | 898 | 862 | 819 | 905 | 1,029 | 767 | 672 | 11,066 |
| GRAND TOTAL | 38,508 | 34,547 | 39,340 | 37,540 | 40,319 | 38,932 | 40,876 | 40,792 | 39,677 | 37,759 | 31,610 | 32,311 | 452,211 |

STATEWIDE OFFENSES by TYPE OF LOCATION, 2003

| | HOM | SEX | ROBB | ASLT | BURG | LARC | MVT | ARSON | F/F/E | VAND | DRUGS | LQ/DC | OTHER | TOTAL |
|-----------------------|-----------|--------------|--------------|---------------|---------------|----------------|---------------|--------------|---------------|---------------|---------------|---------------|----------------|----------------|
| SINGLE FAMILY RESID. | 11 | 2,909 | 103 | 7,650 | 10,167 | 9,008 | 1,025 | 178 | 2,658 | 4,820 | 2,778 | 4,472 | 14,293 | 60,072 |
| APT/PLEX/CONDOMINIUM | 16 | 1,096 | 72 | 3,680 | 2,986 | 3,132 | 431 | 61 | 530 | 1,455 | 1,090 | 2,463 | 4,356 | 21,368 |
| CLUB/DORMITORY | - | 66 | 1 | 237 | 195 | 356 | 25 | 8 | 61 | 194 | 45 | 172 | 349 | 1,709 |
| CABIN | - | 3 | - | 9 | 60 | 11 | 3 | - | 3 | 12 | 4 | 9 | 5 | 119 |
| HOTEL/MOTEL | - | 75 | 34 | 173 | 139 | 508 | 46 | 5 | 185 | 192 | 238 | 192 | 314 | 2,101 |
| PUBLIC SAFETY FACIL. | - | 58 | - | 349 | 15 | 115 | 9 | - | 68 | 175 | 281 | 96 | 1,008 | 2,174 |
| GOVT. OFFICE/SERVICE | - | 41 | - | 102 | 88 | 322 | 12 | 13 | 119 | 270 | 114 | 113 | 422 | 1,616 |
| PUB.SCHOOL/COLLEGE | - | 145 | 14 | 976 | 456 | 2,604 | 52 | 136 | 72 | 1,636 | 790 | 1,073 | 1,296 | 9,250 |
| AUDITORIUM | - | 5 | 2 | 22 | 12 | 43 | 1 | 1 | 1 | 31 | 5 | 139 | 42 | 304 |
| AIRPORT/DEPOT | - | 9 | 18 | 35 | 7 | 371 | 9 | - | 18 | 50 | 152 | 80 | 126 | 875 |
| CHURCH | - | 18 | - | 1 | 246 | 221 | 14 | 9 | 9 | 233 | 9 | 21 | 95 | 876 |
| PVT.SCHOOL/COLLEGE | - | 22 | - | 58 | 50 | 116 | 11 | 8 | 3 | 92 | 19 | 51 | 121 | 551 |
| HOSPITAL | - | 26 | - | 66 | 14 | 167 | 11 | 1 | 40 | 35 | 24 | 74 | 124 | 582 |
| RESTAURANT | - | 19 | 71 | 159 | 418 | 1,226 | 25 | 5 | 791 | 355 | 44 | 411 | 410 | 3,934 |
| THEATER | - | - | - | 3 | 8 | 54 | 17 | - | 7 | 23 | 2 | 19 | 12 | 145 |
| B ALLEY/RINK/ARCADE | - | 2 | - | 21 | 10 | 106 | 4 | 3 | 25 | 33 | 8 | 26 | 34 | 272 |
| NIGHT CLUB/TAVERN | - | 5 | 27 | 406 | 106 | 610 | 24 | 2 | 224 | 146 | 69 | 739 | 411 | 2,769 |
| FINANCIAL | - | 3 | 67 | 6 | 62 | 358 | 4 | 1 | 1,331 | 107 | 33 | 25 | 101 | 2,098 |
| SERVICES | - | 9 | 28 | 104 | 297 | 1,207 | 60 | 6 | 1,063 | 306 | 67 | 121 | 345 | 3,613 |
| MEDICAL/DENTAL | - | 14 | 3 | 21 | 122 | 160 | 8 | 3 | 56 | 102 | 15 | 39 | 75 | 618 |
| PHARMACY/DRUGSTORE | - | - | 5 | 1 | 16 | 191 | 5 | - | 127 | 27 | 198 | 11 | 50 | 631 |
| GROCERY | - | 11 | 172 | 115 | 98 | 5,517 | 16 | 5 | 1,316 | 145 | 172 | 355 | 689 | 8,611 |
| CONVENIENCE STORE | - | 2 | 65 | 89 | 139 | 1,488 | 13 | 1 | 429 | 123 | 62 | 295 | 443 | 3,149 |
| DEPARTMENT/VARIETY | 1 | 26 | 121 | 84 | 118 | 4,950 | 53 | 8 | 960 | 162 | 232 | 119 | 345 | 7,179 |
| APPAREL | - | 1 | 22 | 8 | 39 | 504 | 1 | 1 | 112 | 30 | 17 | 7 | 14 | 756 |
| JEWELRY/CAMERA | - | - | 3 | - | 19 | 123 | - | - | 34 | 7 | 1 | - | 9 | 196 |
| FURNITURE/APPLIANCE | - | - | - | - | 24 | 51 | - | 2 | 47 | 25 | - | 7 | 11 | 167 |
| HARDWARE/SPORT.GOODS | - | - | 5 | 6 | 54 | 291 | 3 | 1 | 120 | 38 | 11 | 5 | 50 | 584 |
| MOTOR VEHICLE SALES | - | 19 | 6 | 61 | 190 | 4,511 | 600 | 16 | 231 | 1,923 | 76 | 35 | 218 | 7,886 |
| MARINE | - | - | - | 2 | 6 | 25 | 1 | - | 5 | 12 | 4 | - | 3 | 58 |
| CONSTRUCTION | - | 1 | 1 | 8 | 163 | 268 | 20 | 1 | 46 | 98 | 2 | 5 | 29 | 642 |
| LIQUOR/BEVERAGE | - | 1 | 3 | - | 31 | 80 | 1 | - | 22 | 11 | - | 24 | 20 | 193 |
| OTHER BUSINESS | - | 73 | 66 | 213 | 1,781 | 3,469 | 197 | 22 | 1,521 | 1,587 | 149 | 456 | 1,110 | 10,644 |
| FACTORY/WAREHOUSE | - | 3 | 10 | 22 | 443 | 875 | 21 | 5 | 351 | 132 | 12 | 20 | 93 | 1,987 |
| OTH.RESIDENCE BLDGS. | - | 25 | 2 | 57 | 1,372 | 445 | 128 | 14 | 18 | 205 | 35 | 13 | 212 | 2,526 |
| OTHER FARM BLDGS. | - | 3 | - | 3 | 274 | 110 | 47 | 7 | 1 | 33 | 5 | 1 | 36 | 520 |
| DOCK/PIER/WHARF | - | 1 | - | 8 | 8 | 51 | 3 | 1 | 1 | 15 | 8 | 13 | 15 | 124 |
| OTHER BUILDINGS | 1 | 11 | 2 | 29 | 647 | 320 | 39 | 15 | 43 | 275 | 21 | 22 | 110 | 1,535 |
| STREET/ALLEY/SIDEWALK | 6 | 298 | 260 | 2,624 | 93 | 12,657 | 4,250 | 161 | 550 | 7,540 | 6,181 | 4,780 | 9,489 | 48,889 |
| FREEWAY | - | 8 | 5 | 122 | 2 | 39 | 32 | 51 | 38 | 45 | 675 | 139 | 309 | 1,465 |
| OTHER ROAD | - | 32 | 11 | 400 | 22 | 451 | 152 | 93 | 50 | 445 | 1,503 | 673 | 2,077 | 5,909 |
| BRIDGE/VIADUCT/TUNNEL | - | 6 | 1 | 13 | - | 24 | 2 | 1 | 1 | 31 | 15 | 31 | 124 | 249 |
| PARKING LOT/DRIVEWAY | 1 | 117 | 119 | 1,241 | 132 | 21,538 | 6,497 | 83 | 216 | 7,750 | 1,018 | 1,207 | 2,552 | 42,471 |
| GOLF COURSE | - | - | - | 3 | 16 | 56 | 16 | 4 | 7 | 49 | 5 | 6 | 22 | 184 |
| PARK/CAMPGROUND/BEACH | - | 147 | 37 | 313 | 44 | 755 | 54 | 42 | 33 | 713 | 431 | 695 | 572 | 3,836 |
| WATER/SHORELINE | - | 22 | 2 | 52 | 1 | 139 | 9 | 8 | 2 | 52 | 161 | 146 | 197 | 791 |
| CEMETARY | - | - | 2 | - | 7 | 16 | - | - | - | 28 | 7 | - | 14 | 74 |
| YARDS/RELATED AREA | 1 | 71 | 7 | 388 | 80 | 4,839 | 219 | 69 | 40 | 1,738 | 150 | 331 | 2,771 | 10,704 |
| DEV.FARMLAND/PASTURE | - | 5 | - | 14 | 3 | 154 | 27 | 8 | 3 | 139 | 25 | 9 | 241 | 628 |
| LOGGING SITE | - | - | - | 1 | - | 11 | - | 1 | - | 8 | 2 | 2 | 7 | 32 |
| WOODS/FOREST/MTS. | - | 46 | - | 46 | 2 | 170 | 18 | 23 | 4 | 112 | 114 | 89 | 443 | 1,067 |
| OTHER AREA | 4 | 268 | 52 | 717 | 377 | 4,378 | 1,213 | 39 | 786 | 1,561 | 329 | 319 | 2,561 | 12,604 |
| UNKNOWN | 42 | 1,431 | 1,472 | 9,579 | 7,602 | 35,864 | 4,007 | 487 | 11,253 | 8,844 | 7,017 | 13,563 | 59,713 | 160,874 |
| TOTAL | 83 | 7,153 | 2,891 | 30,297 | 29,261 | 125,055 | 19,435 | 1,609 | 25,631 | 44,170 | 24,425 | 33,713 | 108,488 | 452,211 |

STATEWIDE OFFENSES by TIME OF OCCURRENCE, 2003

| CLASSIFICATION OF OFFENSES | OFFENSE COUNT | MID TO 2 AM | 2 AM TO 4 AM | 4 AM TO 6 AM | 6 AM TO 8 AM | 8 AM TO 10 AM | 10 AM TO 12 N | 12 N TO 2 PM | 2 PM TO 4 PM | 4 PM TO 6 PM | 6 PM TO 8 PM | 8 PM TO 10 PM | 10 PM TO 12 MID | DAY | NIGHT | UNKNOWN |
|----------------------------|----------------|---------------|---------------|--------------|--------------|---------------|---------------|---------------|---------------|---------------|---------------|---------------|-----------------|----------------|----------------|---------------|
| | | 2 AM | 4 AM | 6 AM | 8 AM | 10 AM | 12 N | 2 PM | 4 PM | 6 PM | 8 PM | 10 PM | 12 MID | | | |
| PART 1 & PART 2 | | | | | | | | | | | | | | | | |
| HOMICIDE | | | | | | | | | | | | | | | | |
| WILLFUL MURDER | 67 | 6 | 10 | 2 | 3 | 3 | 1 | 1 | 2 | 1 | 7 | 9 | 8 | 16 | 46 | 5 |
| AGGRAVATED MURDER | 11 | 2 | - | - | - | - | - | 2 | - | 1 | 1 | 2 | - | 3 | 7 | 1 |
| NEGL. NON-TRAFFIC | 5 | - | 2 | 2 | - | - | - | - | - | 2 | - | - | - | 2 | 3 | - |
| TOTAL | 83 | 8 | 12 | 4 | 3 | 3 | 1 | 3 | 2 | 4 | 8 | 11 | 8 | 21 | 56 | 6 |
| RAPE (FORCIBLE) | | | | | | | | | | | | | | | | |
| FORCIBLE | 1,154 | 91 | 76 | 40 | 18 | 41 | 46 | 48 | 72 | 33 | 37 | 71 | 50 | 311 | 534 | 309 |
| ATTEMPT RAPE-FORCE | 132 | 5 | 8 | 8 | 5 | 6 | 2 | 11 | 6 | 8 | 3 | 5 | 11 | 46 | 55 | 31 |
| TOTAL | 1,286 | 96 | 84 | 48 | 23 | 47 | 48 | 59 | 78 | 41 | 40 | 76 | 61 | 357 | 589 | 340 |
| ROBBERY | | | | | | | | | | | | | | | | |
| HIGHWAY | 905 | 112 | 65 | 30 | 20 | 13 | 34 | 57 | 64 | 80 | 82 | 120 | 132 | 297 | 593 | 15 |
| BUSINESS | 889 | 60 | 34 | 8 | 25 | 27 | 48 | 69 | 105 | 116 | 130 | 119 | 58 | 430 | 451 | 8 |
| SERVICE STATION | 39 | 7 | 7 | 2 | 3 | 1 | 1 | 1 | 1 | 1 | 3 | 5 | 4 | 9 | 30 | - |
| CONVENIENCE STORE | 135 | 18 | 24 | 12 | 7 | 2 | 3 | 6 | 4 | 8 | 7 | 18 | 14 | 32 | 102 | 1 |
| RESIDENCE | 285 | 33 | 20 | 14 | 10 | 8 | 17 | 15 | 20 | 20 | 17 | 28 | 40 | 97 | 179 | 9 |
| BANK | 171 | 3 | - | - | - | 10 | 42 | 24 | 40 | 37 | 4 | - | 1 | 162 | 8 | 1 |
| OTHER | 467 | 34 | 24 | 15 | 7 | 6 | 19 | 28 | 35 | 51 | 57 | 73 | 50 | 163 | 286 | 18 |
| TOTAL | 2,891 | 267 | 174 | 81 | 72 | 67 | 164 | 200 | 269 | 313 | 300 | 363 | 299 | 1,190 | 1,649 | 52 |
| AGGRAVATED ASSAULT | | | | | | | | | | | | | | | | |
| AGGRAVATED | 6,459 | 697 | 462 | 120 | 134 | 212 | 339 | 400 | 458 | 569 | 706 | 740 | 768 | 2,339 | 3,883 | 237 |
| ATTEMPTED MURDER | 161 | 29 | 12 | 7 | 4 | 2 | 5 | 3 | 16 | 5 | 17 | 24 | 18 | 40 | 114 | 7 |
| TOTAL | 6,620 | 726 | 474 | 127 | 138 | 214 | 344 | 403 | 474 | 574 | 723 | 764 | 786 | 2,379 | 3,997 | 244 |
| BURGLARY | | | | | | | | | | | | | | | | |
| RESIDENCE | 18,426 | 741 | 348 | 242 | 288 | 501 | 653 | 722 | 807 | 812 | 707 | 663 | 538 | 7,247 | 5,193 | 5,986 |
| BUSINESS | 6,068 | 373 | 352 | 347 | 253 | 271 | 148 | 124 | 115 | 149 | 128 | 155 | 196 | 1,268 | 2,785 | 2,015 |
| OTHER STRUCTURE | 4,767 | 173 | 64 | 56 | 107 | 195 | 170 | 165 | 168 | 195 | 125 | 63 | 77 | 1,344 | 1,325 | 2,098 |
| TOTAL | 29,261 | 1,287 | 764 | 645 | 648 | 967 | 971 | 1,011 | 1,090 | 1,156 | 960 | 881 | 811 | 9,859 | 9,303 | 10,099 |
| LARCENY | | | | | | | | | | | | | | | | |
| PICKPOCKET | 443 | 20 | 13 | 2 | 9 | 17 | 27 | 71 | 42 | 26 | 37 | 29 | 24 | 254 | 168 | 21 |
| PURSES/NATCH | 427 | 16 | 8 | 5 | 5 | 19 | 31 | 47 | 59 | 49 | 46 | 30 | 31 | 230 | 147 | 50 |
| SHOPLIFT | 18,553 | 586 | 326 | 118 | 134 | 393 | 1,133 | 2,151 | 2,997 | 3,368 | 2,578 | 1,658 | 826 | 11,425 | 6,704 | 424 |
| FROM MOTOR VEHICLE | 39,148 | 1,108 | 692 | 611 | 979 | 1,357 | 1,276 | 1,223 | 1,240 | 1,288 | 1,145 | 1,099 | 1,043 | 12,418 | 15,228 | 11,502 |
| MOTOR VEH. PART/ACC. | 13,254 | 266 | 174 | 135 | 139 | 182 | 162 | 209 | 197 | 213 | 200 | 206 | 211 | 3,413 | 5,663 | 4,178 |
| BICYCLES | 8,404 | 299 | 95 | 53 | 122 | 291 | 322 | 451 | 484 | 557 | 492 | 416 | 284 | 3,326 | 2,557 | 2,521 |
| FROM PUBLIC BUILDING | 8,489 | 202 | 82 | 36 | 99 | 302 | 364 | 551 | 598 | 514 | 382 | 332 | 241 | 4,387 | 2,226 | 1,876 |
| FROM COIN-OP MACHINE | 582 | 26 | 20 | 10 | 13 | 17 | 25 | 27 | 20 | 19 | 7 | 13 | 20 | 165 | 226 | 191 |
| ALL OTHERS | 35,755 | 1,784 | 399 | 314 | 693 | 1,754 | 2,166 | 2,460 | 2,444 | 2,188 | 1,603 | 1,211 | 851 | 15,172 | 8,956 | 11,627 |
| TOTAL | 125,055 | 4,307 | 1,809 | 1,284 | 2,193 | 4,332 | 5,506 | 7,190 | 8,081 | 8,222 | 6,490 | 4,994 | 3,531 | 50,790 | 41,875 | 32,390 |
| MOTOR VEHICLE THEFT | | | | | | | | | | | | | | | | |
| AUTOMOBILES | 12,482 | 396 | 260 | 253 | 408 | 382 | 331 | 349 | 345 | 349 | 339 | 319 | 364 | 3,890 | 5,285 | 3,307 |
| TRUCKS AND BUSES | 5,114 | 145 | 83 | 112 | 178 | 170 | 134 | 118 | 133 | 136 | 134 | 130 | 131 | 1,524 | 1,987 | 1,603 |
| MOTORCYCLES | 907 | 35 | 21 | 15 | 21 | 32 | 25 | 28 | 41 | 32 | 29 | 23 | 20 | 266 | 282 | 359 |
| SNOWMOBILES | 53 | 3 | - | - | 1 | 1 | 1 | - | - | - | 2 | - | - | 19 | 10 | 24 |
| OTHER VEHICLES | 879 | 46 | 16 | 16 | 34 | 61 | 70 | 45 | 75 | 59 | 46 | 26 | 21 | 370 | 229 | 280 |
| TOTAL | 19,435 | 625 | 380 | 396 | 642 | 646 | 561 | 540 | 594 | 576 | 550 | 498 | 536 | 6,069 | 7,793 | 5,573 |
| SIMPLE ASSAULT | | | | | | | | | | | | | | | | |
| SIMPLE ASSAULT | 23,677 | 2,102 | 1,332 | 447 | 485 | 975 | 1,329 | 1,658 | 2,101 | 2,340 | 2,669 | 2,705 | 2,577 | 9,757 | 13,001 | 919 |
| ARSON | 1,609 | 182 | 145 | 105 | 55 | 66 | 74 | 92 | 109 | 113 | 101 | 142 | 158 | 547 | 926 | 136 |
| FORGERY/COUNTERFEIT | 11,232 | 761 | 107 | 41 | 99 | 591 | 827 | 1,195 | 1,174 | 1,157 | 729 | 523 | 377 | 5,775 | 2,785 | 2,672 |
| FRAUD | 13,812 | 909 | 210 | 113 | 188 | 768 | 990 | 1,219 | 1,112 | 1,020 | 646 | 490 | 283 | 6,055 | 2,950 | 4,807 |
| EMBEZZLEMENT | 587 | 14 | 5 | - | 6 | 20 | 33 | 46 | 42 | 37 | 25 | 15 | 15 | 215 | 99 | 273 |
| STOLEN PROPERTY | 850 | 41 | 45 | 22 | 18 | 74 | 80 | 90 | 88 | 91 | 65 | 51 | 55 | 468 | 291 | 91 |
| VANDALISM | 44,170 | 2,911 | 1,540 | 860 | 1,125 | 2,076 | 1,848 | 1,906 | 2,004 | 2,220 | 2,007 | 2,232 | 2,473 | 13,997 | 19,091 | 11,082 |
| WEAPON LAWS | 3,474 | 420 | 278 | 110 | 75 | 167 | 227 | 270 | 323 | 288 | 319 | 365 | 411 | 1,430 | 1,971 | 73 |
| PROSTITUTION | 521 | 42 | 12 | 10 | 2 | 2 | 8 | 9 | 38 | 71 | 84 | 108 | 116 | 131 | 373 | 17 |
| SEX CRIMES | 5,867 | 447 | 119 | 82 | 101 | 321 | 433 | 465 | 479 | 422 | 294 | 305 | 274 | 2,430 | 1,751 | 1,686 |
| DRUG LAWS | 24,425 | 2,921 | 1,585 | 621 | 597 | 1,345 | 1,860 | 2,013 | 2,211 | 2,414 | 2,660 | 2,532 | 2,948 | 10,799 | 13,127 | 499 |
| GAMBLING | 16 | 1 | - | - | - | - | - | 7 | 3 | 4 | 1 | - | - | 13 | 3 | - |
| OFF. AGAINST FAMILY | 3,123 | 135 | 46 | 31 | 55 | 266 | 312 | 411 | 372 | 381 | 318 | 241 | 155 | 1,890 | 961 | 272 |
| DRIVING UNDER INFLUENCE | 24,949 | 5,463 | 5,057 | 751 | 271 | 1,509 | 931 | 715 | 847 | 1,054 | 1,797 | 2,545 | 4,097 | 5,227 | 19,710 | 12 |
| LIQUOR LAWS | 13,789 | 2,749 | 1,123 | 240 | 100 | 317 | 513 | 578 | 907 | 1,088 | 1,402 | 1,772 | 2,753 | 3,553 | 10,093 | 143 |
| DISORDERLY CONDUCT | 19,924 | 2,177 | 1,141 | 372 | 387 | 828 | 1,353 | 1,493 | 1,694 | 1,952 | 2,087 | 2,416 | 2,566 | 8,129 | 11,173 | 622 |
| KIDNAPPING | 691 | 70 | 26 | 15 | 19 | 28 | 40 | 34 | 55 | 57 | 65 | 55 | 54 | 274 | 347 | 70 |
| ALL OTHER | 60,782 | 4,271 | 2,286 | 1,074 | 1,764 | 4,506 | 5,580 | 5,974 | 6,694 | 6,446 | 5,937 | 5,818 | 5,332 | 32,271 | 25,891 | 2,620 |
| CURFEW | 3,016 | 1,545 | 990 | 127 | - | - | - | - | - | - | - | - | - | 80 | - | 3,016 |
| RUNAWAY | 11,066 | 682 | 128 | 100 | 439 | 763 | 672 | 800 | 1,027 | 1,356 | 1,303 | 1,215 | 902 | 5,609 | 4,719 | 738 |
| GRAND TOTAL | 452,211 | 33,057 | 18,540 | 7,259 | 9,020 | 19,923 | 23,376 | 26,723 | 29,767 | 31,057 | 28,911 | 28,412 | 29,081 | 169,478 | 184,539 | 74,517 |

TEN YEAR CRIME RATES BY CRIME CATEGORY

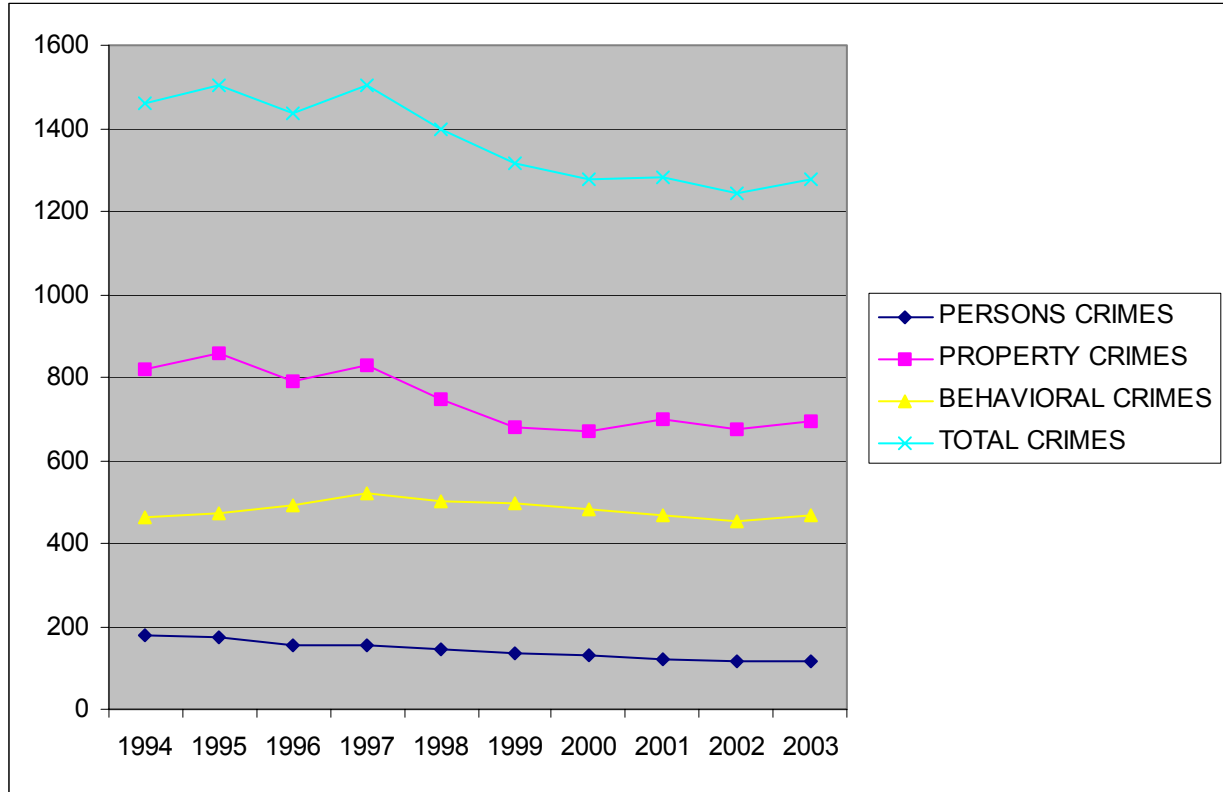
The chart below represents the rate of crime, by crime category, per 10,000 in population. Crime rates are based on simple averages. For example: in 2003 the rate of Crimes Against Persons (violent crimes) was 116.1 offenses per 10,000 in population. What this means is that for every 10,000 people, there was an average of 116.1 Crimes Against Persons.

A key point to remember is that while the actual number of criminal offenses may increase from one year to the next, generally the population increases, as well. This means that the number of criminal offenses may be higher in 2003 than in 1994, but with the increase in population the actual rate of crime per 10,000 in population can be less.

In the ten years since 1994, the total number of criminal offenses has increased by 0.5 percent. However, with the increase in population, the rates of crime (by category) have changed as follows: Crimes Against Persons (violent crimes) decreased by 34.5 percent. Crimes Against Property decreased by 15.4 percent. Behavioral Crimes (society crimes) increased by 1.0 percent. All three crime categories combined decreased by 12.6 percent.

The end result is that the average Oregonian's chance of being a victim of crime was less in 2003 than in 9 of the 10 years since 1994. Only 2002 had a lower rate of crime.

Further information on crime rates by crime category can be found in sections 2, 3 and 4 of this report.



REPORT OF CRIMINAL OFFENSES
MOTIVATED BY PREJUDICE
JANUARY through DECEMBER, 2003

This page is intentionally blank.

OREGON BIAS CRIME STATISTICS SUMMARY

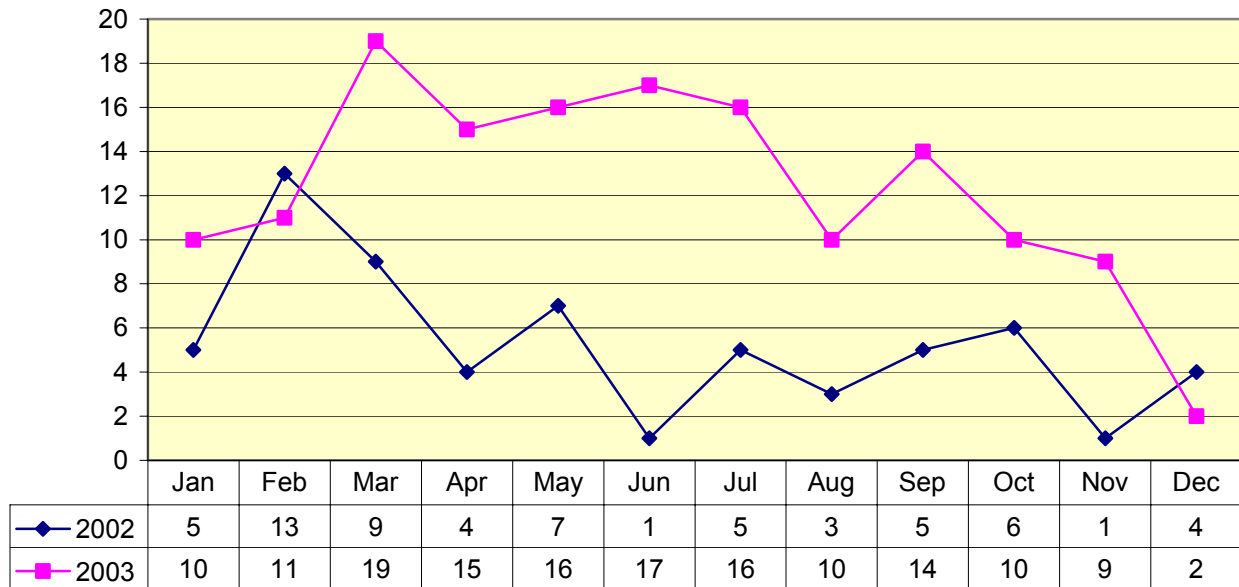
January through December 2003

The 1989 Oregon Legislature passed Senate Bill 606, amending ORS 181.550, requiring law enforcement agencies to report crimes motivated by prejudice to the State Executive Department, Law Enforcement Data System (LEDS). Law Enforcement agencies report these Bias Crime incidents by sending a copy of the police report to LEDS. The 1995 legislature passed Senate Bill 1044 which moved the Law Enforcement Data System from the Executive Department to the Department of Oregon State Police. This transfer included the Uniform Crime Reporting and Bias Crime Reporting Programs.

The number of bias crimes reported for 2003 increased 136.5% from the number reported for 2002. The primary reason for this drastic increase in reported incidents is that during the economic downturn in 2002, several law enforcement agencies were unable to provide all of their bias crime data to the Oregon Uniform Crime Reporting program because of staffing reductions. The inability of these agencies to submit their bias crime data created an artificially low number of reported bias crimes for 2002.

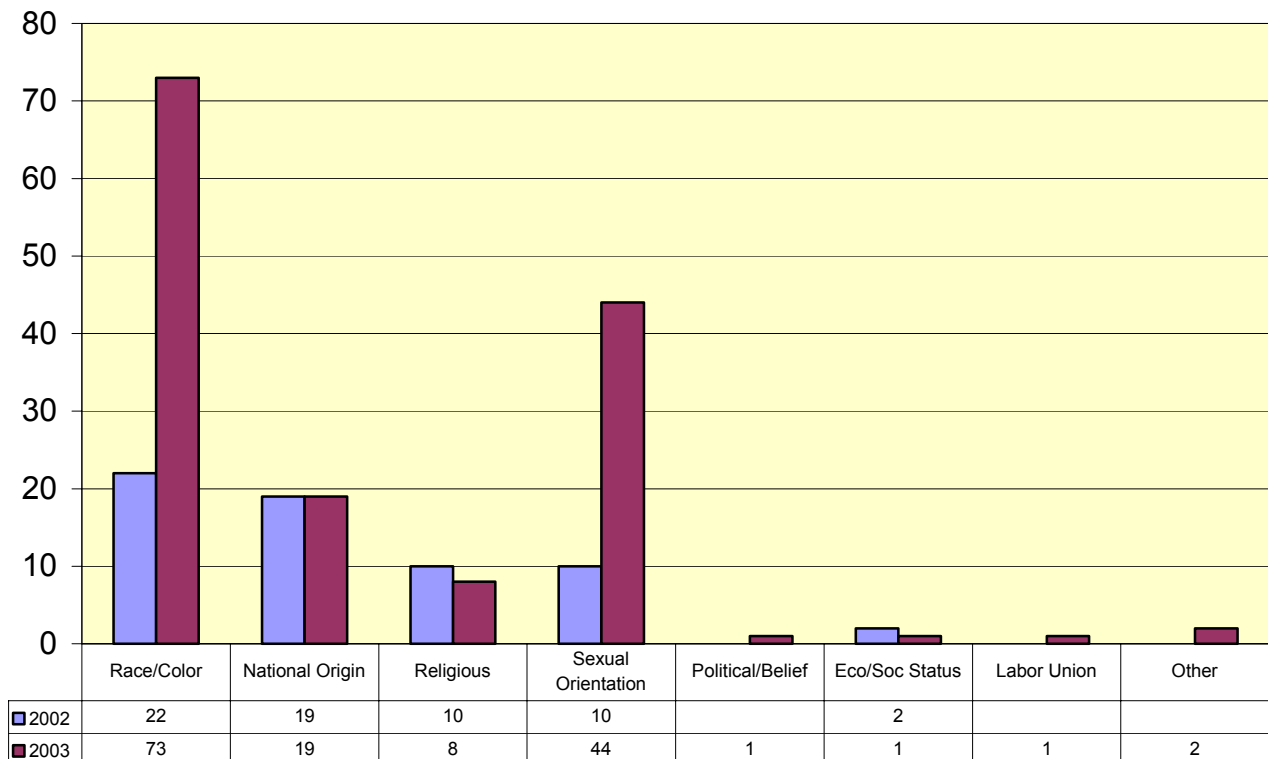
Bias Crime

Totals By Month Jan-Dec 2003 Compared to Jan-Dec 2002



By Type of Prejudice

Jan-Dec 2003 Compared to Jan-Dec 2002



| A. Reported incidents by month: | January through December 2002 | January through December 2003 |
|--|--|--|
| January | 5 | 10 |
| February | 13 | 11 |
| March | 9 | 19 |
| April | 4 | 15 |
| May | 7 | 16 |
| June | 1 | 17 |
| July | 5 | 16 |
| August | 3 | 10 |
| September | 5 | 14 |
| October | 6 | 10 |
| November | 1 | 9 |
| December | 4 | 2 |

| | | |
|-------|----|-----|
| TOTAL | 63 | 149 |
|-------|----|-----|

B. Reported incidents by type of crime:

| | | |
|---------------------|----|----|
| Aggravated Assault | 1 | 23 |
| Burglary-Larceny | 1 | 2 |
| Forcible Rape | | |
| Intimidation | 30 | 45 |
| Motor Vehicle Theft | | 2 |
| Murder | | |
| Robbery | 1 | 5 |
| Simple Assault | 11 | 21 |
| Vandalism | 18 | 49 |
| Other | 1 | 2 |

| | | |
|-------|----|-----|
| TOTAL | 63 | 149 |
|-------|----|-----|

C. Reported incidents by type of prejudice:

| | | |
|------------------------|----|----|
| Race/Color | 22 | 73 |
| National Origin | 19 | 19 |
| Religious | 10 | 8 |
| Sexual Orientation | 10 | 44 |
| Political/Beliefs | | 1 |
| Labor Union | | 1 |
| Economic/Social Status | 2 | 1 |
| Handicap | | 2 |

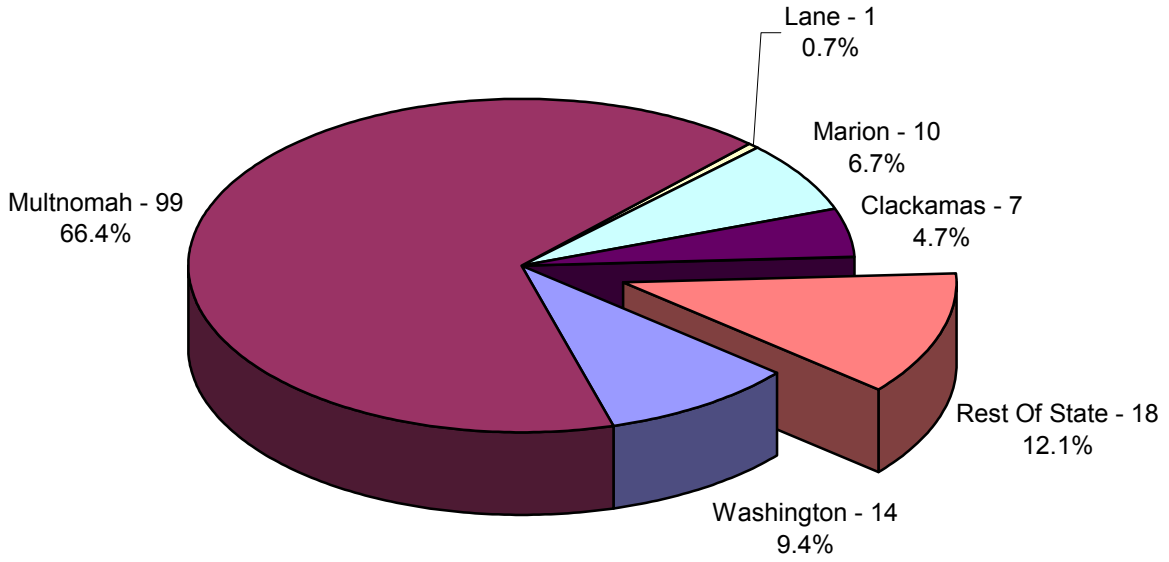
| | | |
|-------|----|-----|
| TOTAL | 63 | 149 |
|-------|----|-----|

This page is intentionally blank.

| D. Number and description of victims: | January through December 2002 | January through December 2003 |
|--|--|--|
| Arab Male | 6 | 9 |
| Arab Female | | 1 |
| Asian Male | 3 | 7 |
| Asian Female | 1 | 4 |
| Black Male | 9 | 24 |
| Black Female | 6 | 12 |
| Hispanic Male | 10 | 11 |
| Hispanic Female | 8 | 3 |
| Indian Male | | 1 |
| Indian Female | | 1 |
| White Male | 12 | 59 |
| White Female | 24 | 32 |
| VICTIM TOTAL | 79 | 164 |
| Male Victim Total | 40 | 111 |
| Female Victim Total | 39 | 53 |
| | | |
| E. Number and description of offenders: | | |
| Arab Male | | |
| Arab Female | | |
| Asian Male | | 3 |
| Asian Female | | |
| Black Male | | 28 |
| Black Female | 2 | 3 |
| Hispanic Male | 2 | 10 |
| Hispanic Female | | 1 |
| Indian Male | 1 | |
| Indian Female | | 1 |
| White Male | 66 | 93 |
| White Female | 5 | 13 |
| OFFENDER TOTAL | 76 | 152 |
| Male Offender Total | 69 | 134 |
| Female Offender Total | 7 | 18 |

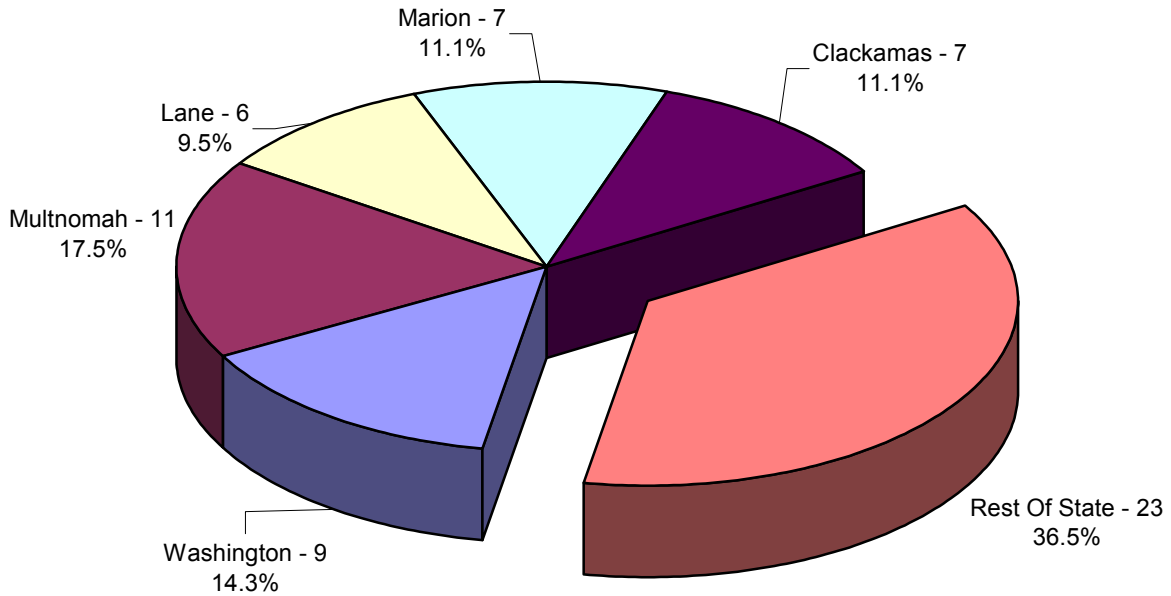
Crimes Motivated By Prejudice By County January through December 2003 and 2002

2003



2003 Total = 149

2002



2002 Total = 63

F. Reported incidents by county of occurrence

| COUNTY | January through December 2002 | January through December 2003 | January through December 2003 | | | | | |
|--------------|-------------------------------|-------------------------------|-------------------------------|-----------------|--------------------|----------|----------|----------|
| | | | Race | National Origin | Sexual Orientation | Religion | Other | |
| Baker | | 0 | | | | | | |
| Benton | 9 | 2 | | | 2 | | | |
| Clackamas | 7 | 7 | 3 | 4 | | | | |
| Clatsop | 1 | 0 | | | | | | |
| Columbia | | 0 | | | | | | |
| Coos | | 1 | 1 | | | | | |
| Crook | | 0 | | | | | | |
| Curry | | 0 | | | | | | |
| Deschutes | 7 | 9 | 3 | 2 | 3 | | 1 | |
| Douglas | | 1 | | | 1 | | | |
| Gilliam | | 0 | | | | | | |
| Grant | | 0 | | | | | | |
| Harney | | 0 | | | | | | |
| Hood River | | 0 | | | | | | |
| Jackson | | 0 | | | | | | |
| Jefferson | | 0 | | | | | | |
| Josephine | 1 | 0 | | | | | | |
| Klamath | 2 | 0 | | | | | | |
| Lake | | 0 | | | | | | |
| Lane | 6 | 1 | 1 | | | | | |
| Lincoln | | 1 | | | 1 | | | |
| Linn | | 1 | 1 | | | | | |
| Malheur | 1 | 0 | | | | | | |
| Marion | 7 | 10 | 5 | 2 | 2 | | 1 | |
| Morrow | | 0 | | | | | | |
| Multnomah | 11 | 99 | 51 | 9 | 32 | | 4 | 3 |
| Polk | 1 | 0 | | | | | | |
| Sherman | | 0 | | | | | | |
| Tillamook | | 0 | | | | | | |
| Umatilla | | 0 | | | | | | |
| Union | | 1 | 1 | | | | | |
| Wallowa | | 0 | | | | | | |
| Wasco | | 0 | | | | | | |
| Washington | 9 | 14 | 6 | 2 | 2 | | 2 | 2 |
| Wheeler | | 0 | | | | | | |
| Yamhill | 1 | 2 | 1 | | 1 | | | |
| TOTAL | 63 | 149 | 73 | 19 | 44 | | 8 | 5 |

This page is intentionally blank.

SECTION 2
STATEWIDE
CRIMES AGAINST PERSONS
OFFENSES AND ARRESTS

This page is intentionally blank.

OREGON CRIME CLOCK

1 Crime Against Persons every 12.8 minutes

1 Homicide
every 4.7 days

1 Neg.Homicide
every 10.4 weeks

1 Other Sex Crime
every 1.5 hours


1 Rape
every 6.8 hours

1 Kidnap
every 12.7 hours

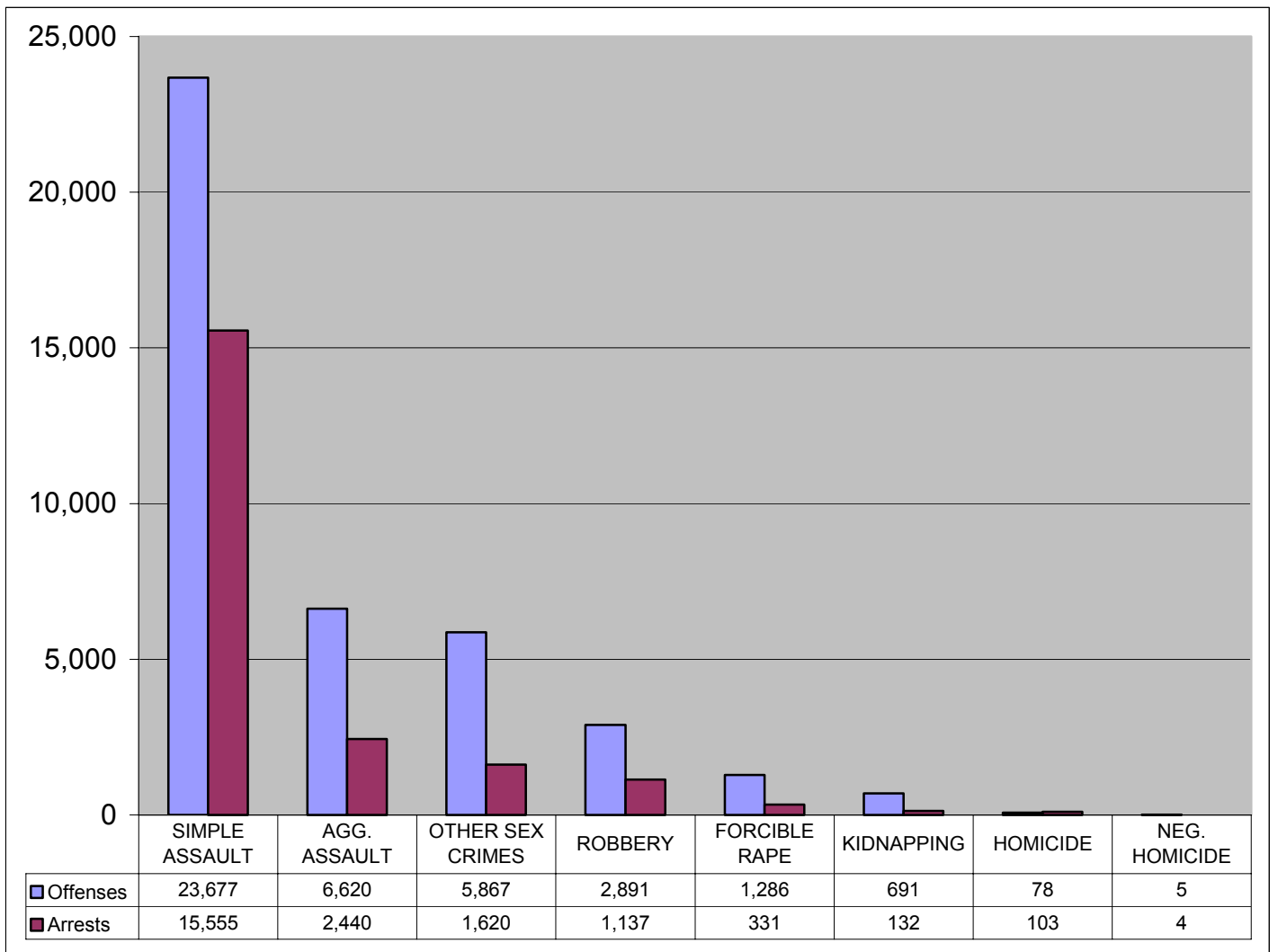
1 Simple Assault
every 22.2 minutes

1 Aggravated Assault
every 1.3 hours

1 Robbery
every 3.0 hours



STATEWIDE CRIMES AGAINST PERSONS, 2003



STATEWIDE CRIMES AGAINST PERSONS, 2003

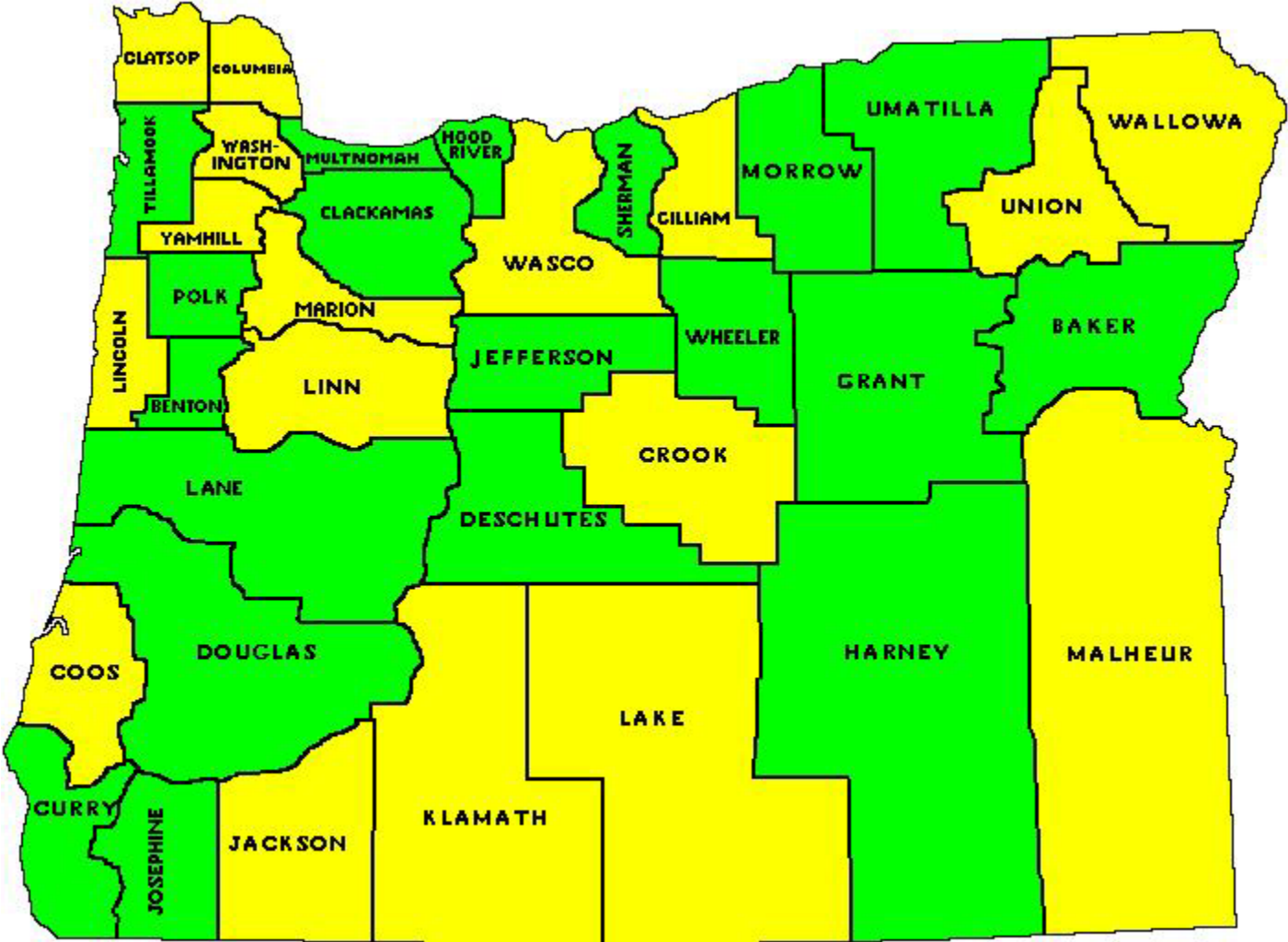
| CLASSIFICATION | 2003 OFFENSES | PERSONS ARRESTED | | | | | PROPERTY | |
|-------------------------------|------------------|------------------|--------------|---------------|---------------|--------------|-----------------------|--------------------|
| | | ADULT | JUVENILE | TOTAL | MALE | FEMALE | LOSS VALUE | RECOVERED VALUE |
| Willful Murder | 67 | 69 | 0 | 69 | 58 | 11 | | |
| Aggravated Murder | 11 | 31 | 3 | 34 | 29 | 5 | | |
| MURDER TOTAL | 78 | 100 | 3 | 103 | 87 | 16 | NOT APPLICABLE | |
| Negligent Homicide | 5 | 4 | 0 | 4 | 2 | 2 | NOT APPLICABLE | |
| Traffic Death Arrests | 0 | 7 | 1 | 8 | 6 | 2 | NOT APPLICABLE | |
| Forcible Rape | 1,154 | | | | | | | |
| Attempt Force Rape | 132 | | | | | | | |
| RAPE TOTAL | 1,286 | 285 | 46 | 331 | 325 | 6 | NOT APPLICABLE | |
| SEX CRIMES | | | | | | | | |
| Non-Force Rape | 655 | 199 | 16 | 215 | 208 | 7 | | |
| Cont. to Sex Delqncy | 296 | 98 | 14 | 112 | 106 | 6 | | |
| Physical Molest | 2,366 | 445 | 146 | 591 | 568 | 23 | | |
| Obscene Phone Call | 57 | 2 | 0 | 2 | 2 | 0 | | |
| Incest | 58 | 14 | 6 | 20 | 17 | 3 | | |
| Exposer | 596 | 195 | 26 | 221 | 205 | 16 | | |
| Forcible Sodomy | 455 | 66 | 40 | 106 | 105 | 1 | | |
| Non-Force Sodomy | 161 | 21 | 8 | 29 | 28 | 1 | | |
| Other Sex Crimes | 1,223 | 254 | 70 | 324 | 299 | 25 | | |
| SEX CRIME TOTAL | 5,867 | 1,294 | 326 | 1,620 | 1,538 | 82 | NOT APPLICABLE | |
| KIDNAPPING | | | | | | | | |
| For Add Crime Purpose | 608 | | | | | | | |
| Hostage/Shield | 79 | | | | | | | |
| For Ransom | 4 | | | | | | | |
| KIDNAPPING TOTAL | 691 | 117 | 15 | 132 | 125 | 7 | NOT APPLICABLE | |
| ROBBERY | | | | | | | | |
| Highway | 905 | | | | | | 275,186 | 16,243 |
| Business | 889 | | | | | | 739,836 | 55,916 |
| Service Station | 39 | | | | | | 39,207 | 16,918 |
| Convenience Store | 135 | | | | | | 84,946 | 7,584 |
| Residence | 285 | | | | | | 252,896 | 22,515 |
| Bank | 171 | | | | | | 237,380 | 24,214 |
| Other Robbery | 467 | | | | | | 118,884 | 10,553 |
| ROBBERY TOTAL | 2,891 | 939 | 198 | 1,137 | 993 | 144 | 1,748,335 | 153,943 |
| Aggravated Assault | 6,459 | 1,913 | 450 | 2,363 | 1,888 | 475 | | |
| Attempted Murder | 161 | 74 | 3 | 77 | 63 | 14 | | |
| AGG. ASSAULT TOTAL | 6,620 | 1,987 | 453 | 2,440 | 1,951 | 489 | NOT APPLICABLE | |
| SIMPLE ASSAULT | 23,677 | 13,103 | 2,452 | 15,555 | 12,124 | 3,431 | NOT APPLICABLE | |
| CRIMES AGAINST PERSONS | | | | | | | | |
| TOTAL | 41,115 | 17,836 | 3,494 | 21,330 | 17,151 | 4,179 | 1,748,335 | 153,943 |

OREGON COUNTY MAP

Crimes Against Persons, 2003

Increase

Decrease



COUNTY FIVE YEAR PROFILE OF CRIMES AGAINST PERSONS

| | 1999 | 2000 | 2001 | 2002 | 2003 |
|--------------|---------------|---------------|---------------|---------------|---------------|
| BAKER | 237 | 256 | 254 | 266 | 200 |
| BENTON | 805 | 785 | 892 | 657 | 575 |
| CLACKAMAS | 3,146 | 2,989 | 2,691 | 2,471 | 2,345 |
| CLATSOP | 456 | 511 | 456 | 458 | 492 |
| COLUMBIA | 418 | 435 | 403 | 424 | 434 |
| COOS | 803 | 537 | 641 | 644 | 977 |
| CROOK | 169 | 209 | 218 | 239 | 289 |
| CURRY | 211 | 209 | 185 | 245 | 193 |
| DESCHUTES | 1,472 | 1,252 | 1,184 | 1,201 | 1,095 |
| DOUGLAS | 1,068 | 1,040 | 1,061 | 872 | 789 |
| GILLIAM | 18 | 14 | 15 | 11 | 12 |
| GRANT | 58 | 58 | 64 | 65 | 65 |
| HARNEY | 67 | 88 | 79 | 55 | 53 |
| HOOD RIVER | 183 | 172 | 119 | 140 | 119 |
| JACKSON | 2,143 | 2,128 | 1,972 | 2,402 | 2,492 |
| JEFFERSON | 288 | 320 | 272 | 262 | 214 |
| JOSEPHINE | 915 | 860 | 773 | 760 | 725 |
| KLAMATH | 882 | 899 | 855 | 834 | 940 |
| LAKE | 48 | 90 | 66 | 43 | 57 |
| LANE | 4,233 | 4,326 | 4,192 | 3,525 | 3,439 |
| LINCOLN | 646 | 628 | 554 | 634 | 835 |
| LINN | 1,316 | 1,417 | 1,318 | 1,283 | 1,302 |
| MALHEUR | 326 | 370 | 336 | 303 | 325 |
| MARION | 3,707 | 3,798 | 3,985 | 4,018 | 4,170 |
| MORROW | 192 | 189 | 168 | 201 | 185 |
| MULTNOMAH | 14,988 | 14,336 | 12,489 | 12,452 | 12,288 |
| POLK | 597 | 593 | 652 | 629 | 589 |
| SHERMAN | 16 | 20 | 20 | 21 | 20 |
| TILLAMOOK | 257 | 293 | 208 | 239 | 214 |
| UMATILLA | 817 | 825 | 784 | 764 | 680 |
| UNION | 211 | 192 | 179 | 171 | 193 |
| WALLOWA | 39 | 24 | 55 | 41 | 43 |
| WASCO | 291 | 266 | 237 | 260 | 292 |
| WASHINGTON | 3,410 | 3,417 | 3,493 | 3,373 | 3,499 |
| WHEELER | 8 | 13 | 7 | 10 | 7 |
| YAMHILL | 875 | 846 | 830 | 886 | 968 |
| TOTAL | 45,316 | 44,405 | 41,707 | 40,859 | 41,115 |

STATEWIDE TEN YEAR OFFENSE, POPULATION and RATE PROFILE

| YEAR | POPULATION | CRIMES AGAINST PERSONS | RATE PER 10,000 POPULATION |
|-------------|-------------------|-------------------------------|-----------------------------------|
| 1994 | 3,082,000 | 54,656 | 177.3 |
| 1995 | 3,132,000 | 54,830 | 175.1 |
| 1996 | 3,181,000 | 49,405 | 155.3 |
| 1997 | 3,217,000 | 48,933 | 152.1 |
| 1998 | 3,267,550 | 47,593 | 145.7 |
| 1999 | 3,300,800 | 45,316 | 137.3 |
| 2000 | 3,436,750 | 44,405 | 129.2 |
| 2001 | 3,471,700 | 41,707 | 120.1 |
| 2002 | 3,504,700 | 40,859 | 116.6 |
| 2003 | 3,541,500 | 41,115 | 116.1 |

Persons Crime Rates by County - 2003

Rates Ranked Highest to lowest

| County | Population | Persons Crimes | Rate / 10,000 |
|------------------|------------------|----------------|---------------|
| 1 Lincoln | 45,000 | 835 | 185.6 |
| 2 Multnomah | 677,850 | 12,288 | 181.3 |
| 3 Morrow | 11,750 | 185 | 157.4 |
| 4 Coos | 63,000 | 977 | 155.1 |
| 5 Klamath | 64,600 | 940 | 145.5 |
| 6 Crook | 20,300 | 289 | 142.4 |
| 7 Marion | 295,900 | 4,170 | 140.9 |
| 8 Clatsop | 36,300 | 492 | 135.5 |
| 9 Jackson | 189,100 | 2,492 | 131.8 |
| 10 Linn | 104,900 | 1,302 | 124.1 |
| 11 Wasco | 23,550 | 292 | 124.0 |
| 12 Baker | 16,500 | 200 | 121.2 |
| 13 Yamhill | 88,150 | 968 | 109.8 |
| 14 Jefferson | 19,900 | 214 | 107.5 |
| 15 Sherman | 1,900 | 20 | 105.3 |
| 16 Lane | 329,400 | 3,439 | 104.4 |
| 17 Malheur | 32,000 | 325 | 101.6 |
| 18 Columbia | 45,000 | 434 | 96.4 |
| 19 Umatilla | 71,100 | 680 | 95.6 |
| 20 Josephine | 78,350 | 725 | 92.5 |
| 21 Polk | 64,000 | 589 | 92.0 |
| 22 Curry | 21,100 | 193 | 91.5 |
| 23 Tillamook | 24,900 | 214 | 85.9 |
| 24 Grant | 7,650 | 65 | 85.0 |
| 25 Deschutes | 130,500 | 1,095 | 83.9 |
| 26 Union | 24,650 | 193 | 78.3 |
| 27 Douglas | 101,800 | 789 | 77.5 |
| 28 Lake | 7,400 | 57 | 77.0 |
| 29 Washington | 472,600 | 3,499 | 74.0 |
| 30 Harney | 7,300 | 53 | 72.6 |
| 31 Benton | 80,500 | 575 | 71.4 |
| 32 Clackamas | 353,450 | 2,345 | 66.3 |
| 33 Gilliam | 1,900 | 12 | 63.2 |
| 34 Wallowa | 7,150 | 43 | 60.1 |
| 35 Hood River | 20,500 | 119 | 58.0 |
| 36 Wheeler | 1,550 | 7 | 45.2 |
| Statewide | 3,541,500 | 41,115 | 116.1 |

State
Avg.
116.1

STATEWIDE FIVE YEAR OFFENSES by FORCE ELEMENT

| Classification | Year | WEAPON TOTAL | KNIFE/ CUTTING | OTHER WEAPON | PHYSICAL FORCE | FIREARM TOTAL | Firearm by Type | | | |
|-------------------------|------|-----------------|-------------------|-----------------|-------------------|------------------|-----------------|-------------------|------------------|--------------------|
| | | | | | | | Hand Gun | Rifle/ Shotgun | Other Firearm | Unknown Firearm |
| Murder | 1999 | 86 | 16 | 15 | 10 | 45 | 28 | 6 | 7 | 4 |
| | 2000 | 67 | 3 | 5 | 10 | 49 | 36 | 6 | 4 | 3 |
| | 2001 | 94 | 18 | 29 | 4 | 43 | 28 | 9 | 5 | 1 |
| | 2002 | 86 | 11 | 10 | 14 | 51 | 23 | 14 | 10 | 4 |
| | 2003 | 78 | 9 | 16 | 8 | 45 | 24 | 3 | 15 | 3 |
| Negligent Homicide * | 1999 | 5 | | 1 | 1 | 3 | 1 | 2 | | |
| | 2000 | 6 | | 2 | 3 | 1 | 1 | | | |
| | 2001 | 13 | | 7 | 2 | 4 | 1 | 3 | | |
| | 2002 | 9 | | 4 | 1 | 4 | 2 | 1 | | 1 |
| | 2003 | 5 | | 3 | 2 | | | | | |
| Forcible Rape | 1999 | 1,179 | 38 | 41 | 1,076 | 24 | 20 | | 1 | 3 |
| | 2000 | 1,219 | 34 | 49 | 1,110 | 26 | 21 | 2 | 2 | 1 |
| | 2001 | 1,147 | 31 | 53 | 1,040 | 23 | 20 | | 1 | 2 |
| | 2002 | 1,302 | 42 | 26 | 1,205 | 29 | 23 | 1 | | 5 |
| | 2003 | 1,286 | 30 | 37 | 1,193 | 26 | 24 | 2 | | |
| Robbery | 1999 | 2,861 | 266 | 251 | 1,559 | 785 | 594 | 34 | 10 | 147 |
| | 2000 | 2,828 | 279 | 208 | 1,538 | 803 | 622 | 33 | 14 | 134 |
| | 2001 | 2,688 | 263 | 211 | 1,528 | 686 | 551 | 33 | 10 | 92 |
| | 2002 | 2,774 | 269 | 251 | 1,538 | 716 | 554 | 30 | 17 | 115 |
| | 2003 | 2,891 | 318 | 237 | 1,584 | 752 | 590 | 25 | 11 | 126 |
| Aggravated Assault | 1999 | 8,268 | 1,300 | 2,998 | 2,854 | 1,116 | 709 | 143 | 94 | 170 |
| | 2000 | 7,644 | 1,102 | 2,642 | 3,003 | 897 | 584 | 129 | 88 | 96 |
| | 2001 | 6,568 | 971 | 2,318 | 2,552 | 727 | 477 | 116 | 58 | 76 |
| | 2002 | 6,535 | 914 | 2,191 | 2,643 | 787 | 529 | 124 | 56 | 78 |
| | 2003 | 6,620 | 1,103 | 2,336 | 2,397 | 784 | 546 | 96 | 62 | 80 |
| TOTALS | 1999 | 12,399 | 1,620 | 3,306 | 5,500 | 1,973 | 1,352 | 185 | 112 | 324 |
| | 2000 | 11,764 | 1,418 | 2,906 | 5,664 | 1,776 | 1,264 | 170 | 108 | 234 |
| | 2001 | 10,510 | 1,283 | 2,618 | 5,126 | 1,483 | 1,077 | 161 | 74 | 171 |
| | 2002 | 10,706 | 1,236 | 2,482 | 5,401 | 1,587 | 1,131 | 170 | 83 | 203 |
| | 2003 | 10,880 | 1,460 | 2,629 | 5,184 | 1,607 | 1,184 | 126 | 88 | 209 |

- Negligent Homicide offenses does not include vehicular deaths.

STATEWIDE HOMICIDE VICTIMS by SEX, RACE and WEAPON

| YEAR | TOTAL | SEX | | RACE | | | | | | WEAPON | | | | | | | |
|------|-------|------|--------|-------|-------|--------|-------|-------|-----|----------|-------|----------|---------|-------|-----------|----------------|--------------|
| | | MALE | FEMALE | WHITE | BLACK | INDIAN | HISP. | ASIAN | UNK | HAND-GUN | RIFLE | SHOT-GUN | GUN-UNK | KNIFE | BLUNT OBJ | PHYSICAL FORCE | OTHER WEAPON |
| 1994 | 148 | 95 | 53 | 110 | 23 | 1 | 13 | | 1 | 67 | 13 | 8 | 8 | 30 | 7 | 7 | 8 |
| 1995 | 129 | 86 | 43 | 85 | 21 | 3 | 18 | 2 | | 60 | 7 | 6 | 8 | 21 | 14 | 7 | 14 |
| 1996 | 119 | 78 | 41 | 77 | 16 | 2 | 16 | 8 | | 50 | 4 | 4 | | 21 | 14 | 10 | 20 |
| 1997 | 99 | 70 | 29 | 66 | 19 | 2 | 9 | 2 | | 51 | 7 | 7 | 3 | 8 | 8 | 10 | 5 |
| 1998 | 113 | 79 | 34 | 85 | 10 | 2 | 15 | 1 | | 49 | 7 | 4 | 9 | 22 | 6 | 13 | 3 |
| 1999 | 86 | 56 | 30 | 56 | 13 | | 14 | 3 | | 28 | 1 | 5 | 11 | 16 | 4 | 10 | 11 |
| 2000 | 67 | 56 | 11 | 42 | 12 | 1 | 10 | 2 | | 36 | 4 | 2 | 7 | 3 | 3 | 10 | 2 |
| 2001 | 94 | 61 | 33 | 73 | 6 | 1 | 12 | 2 | | 28 | 8 | 1 | 6 | 18 | 14 | 4 | 15 |
| 2002 | 86 | 52 | 34 | 64 | 7 | 2 | 12 | 1 | | 23 | 8 | 6 | 14 | 11 | 1 | 14 | 9 |
| 2003 | 78 | 51 | 27 | 54 | 16 | | 5 | 1 | 2 | 24 | 3 | | 18 | 9 | 9 | 7 | 8 |

OTHER WEAPONS INCLUDE:

Arson, Asphyxiation, Drowning, Poison, Strangle, etc. and Unknown

ASIAN INCLUDES:

Chinese, Japanese, Vietnamese and Asian or Pacific Islander

STATEWIDE NEGLIGENT HOMICIDE by TYPE

NEGLIGENT HOMICIDE - Killing through gross negligence. Limited to "non-traffic" type of circumstances only.

| | 1994 | 1995 | 1996 | 1997* | 1998 | 1999 | 2000 | 2001 | 2002 | 2003 |
|--|-----------|-----------|-----------|-----------|-----------|----------|----------|-----------|----------|----------|
| Victim shot while hunting | | 1 | 1 | | | 2 | | 2 | 1 | |
| Gun cleaning death other than self inflicted | | | 1 | | | | | | | |
| Children playing with gun | 1 | 2 | 2 | 4 | 1 | | | | 1 | |
| Other negligent handling of a gun | 7 | 2 | 2 | 4 | 2 | 1 | 1 | 2 | 2 | |
| All other manslaughter by negligence | 8 | 8 | 4 | 4 | 7 | 2 | 5 | 9 | 5 | 5 |
| NEGLIGENT HOMICIDE TOTAL | 16 | 13 | 10 | 12 | 10 | 5 | 6 | 13 | 9 | 5 |

* 1997 type of circumstance data incomplete for Negligent Homicide.

HOMICIDES - STATE OF OREGON by COUNTY

| | 1994 | 1995 | 1996 | 1997 | 1998 | 1999 | 2000 | 2001 | 2002 | 2003 |
|--------------|------------|------------|------------|------------|------------|-----------|-----------|-----------|-----------|-----------|
| BAKER | | | | 1 | 1 | 2 | | | | |
| BENTON | 3 | 2 | 1 | | | 1 | | | | |
| CLACKAMAS | 9 | 5 | 5 | 4 | 4 | 4 | 4 | 2 | 4 | 5 |
| CLATSOP | | 1 | | 2 | 2 | 1 | | 1 | | |
| COLUMBIA | | 1 | 1 | | | 1 | 1 | 1 | 1 | |
| COOS | 4 | 1 | 5 | 3 | 1 | | | 3 | 2 | |
| CROOK | 1 | | | 1 | | | | | | |
| CURRY | 2 | | | | | | | 3 | 1 | 1 |
| DESCHUTES | 2 | 2 | | 2 | 1 | 3 | 2 | 3 | 4 | |
| DOUGLAS | 4 | 3 | 2 | 2 | 3 | 2 | 1 | 2 | | 4 |
| GILLIAM | | | | | | | | | | |
| GRANT | | | | 1 | | | | | 2 | |
| HARNEY | | | 1 | | 1 | | | 4 | | |
| HOOD RIVER | 2 | | | | | | | | | |
| JACKSON | 6 | 9 | 10 | 5 | 7 | 3 | 4 | 4 | 2 | 4 |
| JEFFERSON | | | 2 | | | 1 | 1 | | | |
| JOSEPHINE | 3 | 7 | 3 | 3 | 5 | 2 | | 2 | | 3 |
| KLAMATH | 4 | 3 | 4 | 3 | 5 | 1 | 2 | 1 | 4 | |
| LAKE | | | | | 1 | | | | | |
| LANE | 5 | 12 | 11 | 5 | 12 | 5 | 7 | 7 | 6 | 7 |
| LINCOLN | 1 | 5 | | | 4 | 1 | 1 | 5 | 3 | |
| LINN | 5 | 3 | 2 | 1 | 2 | 1 | 2 | 3 | | 2 |
| MALHEUR | | | | 1 | | 1 | | | | |
| MARION | 15 | 15 | 9 | 4 | 15 | 2 | 9 | 10 | 10 | 14 |
| MORROW | | 1 | | | | | | | | |
| MULTNOMAH | 60 | 47 | 49 | 53 | 27 | 42 | 23 | 29 | 25 | 30 |
| POLK | 3 | 3 | 2 | 1 | 2 | 1 | | | 1 | |
| SHERMAN | | | | | | | | | | |
| TILLAMOOK | | | | | | 2 | | | 4 | |
| UMATILLA | 3 | 2 | 2 | 2 | 2 | 2 | 2 | 3 | 5 | 2 |
| UNION | 2 | 1 | | | | | | | | 1 |
| WALLOWA | | | | 1 | | | | | | |
| WASCO | 1 | | 1 | 1 | 2 | | 1 | 2 | 1 | 1 |
| WASHINGTON | 11 | 6 | 7 | 3 | 14 | 6 | 4 | 8 | 5 | 4 |
| WHEELER | 1 | | | | | | | | | |
| YAMHILL | 1 | | 2 | 2 | 2 | 2 | 3 | 1 | 6 | |
| TOTAL | 148 | 129 | 119 | 101 | 113 | 86 | 67 | 94 | 86 | 78 |

OTHER SEX CRIMES by TYPE and VICTIM 2002 & 2003

| TYPE | VICTIM ADULT MALE | | VICTIM ADULT FEMALE | | VICTIM JUVENILE MALE | | VICTIM JUVENILE FEMALE | |
|-------------------------|----------------------|------------|------------------------|--------------|-------------------------|------------|---------------------------|--------------|
| | 2002 | 2003 | 2002 | 2003 | 2002 | 2003 | 2002 | 2003 |
| | Non-Force Rape | 9 | 14 | 47 | 28 | 26 | 34 | 459 |
| Contrib. to Sex Delinq. | 4 | 3 | 2 | 4 | 42 | 39 | 197 | 250 |
| Physical Molest | 49 | 53 | 350 | 367 | 420 | 391 | 1,718 | 1,555 |
| Obscene Phone Call | 10 | 10 | 36 | 43 | 2 | 2 | 16 | 2 |
| Incest | 0 | 4 | 3 | 6 | 11 | 14 | 34 | 34 |
| Indecent Exposure | 149 | 162 | 280 | 277 | 28 | 36 | 130 | 121 |
| Forcible Sodomy | 33 | 30 | 82 | 99 | 145 | 143 | 215 | 183 |
| Non-Force Sodomy | 3 | 3 | 6 | 3 | 52 | 68 | 62 | 87 |
| Other Sex Crimes | 68 | 127 | 194 | 223 | 130 | 174 | 536 | 699 |
| TOTAL | 325 | 406 | 1,000 | 1,050 | 856 | 901 | 3,367 | 3,510 |

SECTION 3
STATEWIDE
CRIMES AGAINST PROPERTY
OFFENSE and ARREST PROFILE

This page is intentionally blank.

OREGON CRIME CLOCK

1 Crime Against Property every 2.1 minutes

1 Burglary
every 18.0 minutes


1 Larceny
every 4.2 minutes

1 Motor Vehicle Theft
every 27.0 minutes

1 Arson
every 5.4 hours

1 Vandalism
every 11.9 minutes

1 Fraud
every 38.1 minutes

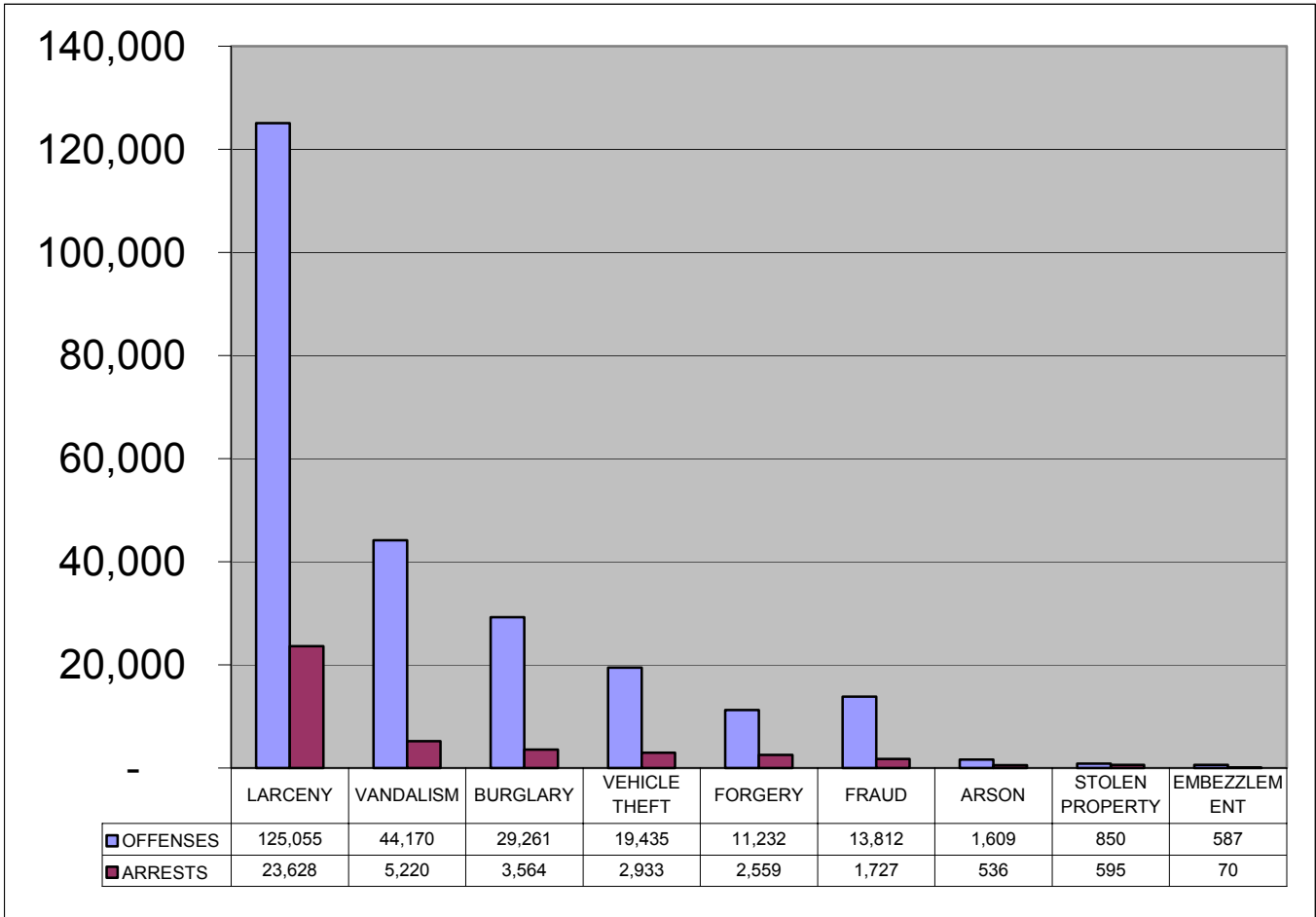


1 Embezzlement
every 14.9 hours

1 Stolen Property
every 10.3 hours

1 Forgery/Counterfitting
every 46.8 minutes

STATEWIDE CRIMES AGAINST PROPERTY, 2003



STATEWIDE CRIMES AGAINST PROPERTY, 2003

| CLASSIFICATION | 2003 OFFENSES | PERSONS ARRESTED | | | | PROPERTY | | |
|------------------------------|------------------|------------------|---------------|---------------|---------------|---------------|-----------------------|--------------------|
| | | ADULT | JUVENILE | TOTAL | MALE | FEMALE | LOSS VALUE | RECOVERED VALUE |
| BURGLARY | | | | | | | | |
| Residence | 18,426 | | | | | | 23,557,365 | 852,000 |
| Business | 6,068 | | | | | | 8,855,420 | 345,740 |
| Other Structure | 4,767 | | | | | | 6,262,711 | 266,094 |
| BURGLARY TOTAL | 29,261 | 2,429 | 1,135 | 3,564 | 3,110 | 454 | 38,675,496 | 1,463,834 |
| LARCENY | | | | | | | | |
| Pickpocket | 443 | | | | | | 175,854 | 4,426 |
| Purse-snatch | 427 | | | | | | 159,408 | 10,223 |
| Shoplift | 18,553 | | | | | | 2,574,540 | 1,175,446 |
| From Motor Vehicles | 39,148 | | | | | | 23,462,533 | 616,355 |
| Motor Vehicle Parts/Acc. | 13,254 | | | | | | 6,133,077 | 158,262 |
| Bicycles | 8,404 | | | | | | 2,881,644 | 305,882 |
| From Public Building | 8,489 | | | | | | 5,179,960 | 380,771 |
| From Coin-op Machine | 582 | | | | | | 116,955 | 1,990 |
| All Other Larceny | 35,755 | | | | | | 30,064,426 | 2,542,707 |
| LARCENY TOTAL | 125,055 | 17,129 | 6,499 | 23,628 | 15,276 | 8,352 | 70,748,397 | 5,196,062 |
| MOTOR VEHICLE THEFT | | | | | | | | |
| Automobiles | 12,482 | | | | | | 55,603,617 | 42,162,443 |
| Trucks/Busses/Vans | 5,114 | | | | | | 36,012,022 | 20,550,003 |
| Motorcycles/Mopeds | 907 | | | | | | 3,663,228 | 749,125 |
| Snowmobiles | 53 | | | | | | 294,102 | 115,602 |
| Other Vehicles | 879 | | | | | | 3,049,569 | 1,261,996 |
| MTR VEH THEFT TOTAL | 19,435 | 2,339 | 594 | 2,933 | 2,340 | 593 | 98,622,538 | 64,839,169 |
| ARSON | | | | | | | | |
| Residence | 272 | | | | | | 4,839,408 | 53,687 |
| Other Buildings | 320 | | | | | | 1,003,414 | 1 |
| Vehicles | 216 | | | | | | 552,719 | 14,513 |
| Other Arson | 801 | | | | | | 535,291 | 10 |
| ARSON TOTAL | 1,609 | 264 | 272 | 536 | 437 | 99 | 6,930,832 | 68,211 |
| FORGERY/COUNTERFEIT | | | | | | | | |
| Check | 6,927 | | | | | | 5,747,801 | 246,064 |
| Credit Card | 474 | | | | | | 209,827 | 7,106 |
| Currency | 1,702 | | | | | | 917,136 | 1,427 |
| Securities | 420 | | | | | | 228,522 | 417 |
| All Other | 1,709 | | | | | | 191,409 | 7,109 |
| FORG/CTERFT TOTAL | 11,232 | 2,419 | 140 | 2,559 | 1,594 | 965 | 7,294,695 | 262,123 |
| FRAUD | | | | | | | | |
| No Account Check | 179 | | | | | | 158,747 | 1,742 |
| Account Closed Check | 951 | | | | | | 413,619 | 6,181 |
| NSF Check | 1,298 | | | | | | 522,562 | 47,571 |
| Credit Cards | 2,804 | | | | | | 1,408,120 | 80,920 |
| By Deception | 3,993 | | | | | | 2,790,944 | 266,341 |
| Of Services | 2,017 | | | | | | 249,266 | 10,333 |
| Other | 2,570 | | | | | | 1,273,044 | 8,033 |
| FRAUD TOTAL | 13,812 | 1,619 | 108 | 1,727 | 1,100 | 627 | 6,816,302 | 421,121 |
| EMBEZZLEMENT | 587 | 67 | 3 | 70 | 30 | 40 | 1,688,017 | 52,469 |
| STOLEN PROPERTY | 850 | 512 | 83 | 595 | 473 | 122 | NOT APPLICABLE | |
| VANDALISM | | | | | | | | |
| Residence | 5,848 | | | | | | 1,312,242 | 111 |
| Non-Residence | 7,182 | | | | | | 2,422,199 | 2,214 |
| Vehicle | 18,427 | | | | | | 6,391,328 | 7,649 |
| Venerated Objects | 49 | | | | | | 68,703 | 0 |
| Police Cars | 101 | | | | | | 12,569 | 0 |
| Other | 12,563 | | | | | | 4,003,829 | 580 |
| VANDALISM TOTAL | 44,170 | 3,004 | 2,216 | 5,220 | 4,447 | 773 | 14,210,870 | 10,554 |
| PROPERTY CRIMES TOTAL | 246,011 | 29,782 | 11,050 | 40,832 | 28,807 | 12,025 | 244,987,147 | 72,313,543 |

| COUNTY FIVE YEAR PROFILE OF CRIMES AGAINST PROPERTY | | | | | |
|--|----------------|----------------|----------------|----------------|----------------|
| | 1999 | 2000 | 2001 | 2002 | 2003 |
| BAKER | 1,208 | 998 | 891 | 969 | 822 |
| BENTON | 4,375 | 4,773 | 4,189 | 3,959 | 4,413 |
| CLACKAMAS | 20,996 | 22,219 | 23,742 | 20,356 | 20,659 |
| CLATSOP | 2,311 | 2,646 | 2,471 | 2,599 | 2,642 |
| COLUMBIA | 1,347 | 1,724 | 1,922 | 1,722 | 1,717 |
| COOS | 3,298 | 2,701 | 3,227 | 3,016 | 3,197 |
| CROOK | 782 | 848 | 1,031 | 966 | 1,218 |
| CURRY | 701 | 615 | 576 | 655 | 759 |
| DESCHUTES | 7,332 | 7,256 | 8,451 | 8,157 | 8,505 |
| DOUGLAS | 5,140 | 5,196 | 5,330 | 5,020 | 5,535 |
| GILLIAM | 40 | 45 | 33 | 29 | 49 |
| GRANT | 176 | 197 | 249 | 228 | 188 |
| HARNEY | 398 | 322 | 255 | 205 | 153 |
| HOOD RIVER | 981 | 859 | 622 | 638 | 551 |
| JACKSON | 12,554 | 12,972 | 11,999 | 13,365 | 13,679 |
| JEFFERSON | 899 | 911 | 833 | 751 | 840 |
| JOSEPHINE | 4,356 | 4,154 | 3,698 | 3,524 | 3,978 |
| KLAMATH | 2,312 | 2,601 | 2,627 | 2,540 | 2,782 |
| LAKE | 141 | 217 | 235 | 108 | 231 |
| LANE | 24,779 | 24,975 | 23,901 | 22,730 | 22,937 |
| LINCOLN | 3,432 | 3,172 | 3,068 | 3,111 | 4,386 |
| LINN | 7,291 | 7,237 | 8,626 | 7,248 | 9,792 |
| MALHEUR | 1,408 | 1,617 | 1,696 | 1,669 | 1,542 |
| MARION | 22,579 | 23,409 | 25,653 | 27,372 | 28,149 |
| MORROW | 659 | 561 | 789 | 695 | 604 |
| MULTNOMAH | 58,270 | 59,479 | 65,077 | 64,123 | 67,643 |
| POLK | 3,237 | 3,414 | 3,470 | 3,681 | 3,061 |
| SHERMAN | 65 | 77 | 45 | 61 | 56 |
| TILLAMOOK | 969 | 1,182 | 1,191 | 1,383 | 1,343 |
| UMATILLA | 4,271 | 4,162 | 3,804 | 3,978 | 3,940 |
| UNION | 874 | 817 | 841 | 876 | 933 |
| WALLOWA | 107 | 92 | 224 | 210 | 178 |
| WASCO | 1,537 | 1,485 | 1,356 | 1,477 | 1,667 |
| WASHINGTON | 21,436 | 22,224 | 25,412 | 24,616 | 24,764 |
| WHEELER | 27 | 19 | 47 | 43 | 24 |
| YAMHILL | 4,808 | 4,612 | 4,256 | 4,391 | 3,074 |
| TOTAL | 225,096 | 229,788 | 241,837 | 236,471 | 246,011 |

STATEWIDE TEN YEAR OFFENSE, POPULATION and RATE PROFILE

| YEAR | POPULATION | CRIMES AGAINST PROPERTY | RATE PER 10,000 POPULATION |
|-------------|-------------------|--------------------------------|-----------------------------------|
| 1994 | 3,082,000 | 253,169 | 821.4 |
| 1995 | 3,132,000 | 268,217 | 856.4 |
| 1996 | 3,181,000 | 251,141 | 789.5 |
| 1997 | 3,217,000 | 267,388 | 831.2 |
| 1998 | 3,267,550 | 244,713 | 748.9 |
| 1999 | 3,300,800 | 225,096 | 681.9 |
| 2000 | 3,436,750 | 229,788 | 668.6 |
| 2001 | 3,471,700 | 241,837 | 696.6 |
| 2002 | 3,504,700 | 236,471 | 674.7 |
| 2003 | 3,541,500 | 246,011 | 694.7 |

Property Crimes by County - 2003

Rates Ranked Highest to lowest

| County | Population | Property Crimes | Rate / 10,000 | |
|---------------|------------|-----------------|---------------|---------|
| 1 Lincoln | 45,000 | 4,386 | 974.7 | |
| 2 Marion | 295,900 | 28,149 | 951.3 | |
| 3 Linn | 104,900 | 9,792 | 933.5 | |
| 4 Multnomah | 677,850 | 61,643 | 909.4 | |
| 5 Clatsop | 36,300 | 2,642 | 727.8 | |
| 6 Jackson | 189,100 | 13,679 | 723.4 | |
| 7 Wasco | 23,550 | 1,667 | 707.9 | |
| 8 Lane | 329,400 | 22,937 | 696.3 | ← State |
| 9 Deschutes | 130,500 | 8,505 | 651.7 | Avg. |
| 10 Crook | 20,300 | 1,218 | 600.0 | 694.7 |
| 11 Clackamas | 353,450 | 20,659 | 584.5 | |
| 12 Umatilla | 71,100 | 3,940 | 554.1 | |
| 13 Benton | 80,500 | 4,413 | 548.2 | |
| 14 Douglas | 101,800 | 5,535 | 543.7 | |
| 15 Tillamook | 24,900 | 1,343 | 539.4 | |
| 16 Washington | 472,600 | 24,764 | 524.0 | |
| 17 Morrow | 11,750 | 604 | 514.0 | |
| 18 Josephine | 78,350 | 3,978 | 507.7 | |
| 19 Coos | 63,000 | 3,197 | 507.5 | |
| 20 Baker | 16,500 | 822 | 498.2 | |
| 21 Malheur | 32,000 | 1,542 | 481.9 | |
| 22 Polk | 64,000 | 3,061 | 478.3 | |
| 23 Klamath | 64,600 | 2,782 | 430.7 | |
| 24 Jefferson | 19,900 | 840 | 422.1 | |
| 25 Columbia | 45,000 | 1,717 | 381.6 | |
| 26 Union | 24,650 | 933 | 378.5 | |
| 27 Curry | 21,100 | 759 | 359.7 | |
| 28 Yamhill | 88,150 | 3,074 | 348.7 | |
| 29 Lake | 7,400 | 231 | 312.2 | |
| 30 Sherman | 1,900 | 56 | 294.7 | |
| 31 Hood River | 20,500 | 551 | 268.8 | |
| 32 Gilliam | 1,900 | 49 | 257.9 | |
| 33 Wallowa | 7,150 | 178 | 249.0 | |
| 34 Grant | 7,650 | 188 | 245.8 | |
| 35 Harney | 7,300 | 153 | 209.6 | |
| 36 Wheeler | 1,550 | 24 | 154.8 | |
| Statewide | 3,541,500 | 246,011 | 694.7 | |

SECTION 4
STATEWIDE
BEHAVIORAL CRIMES
OFFENSE and ARREST PROFILE

This page is intentionally blank.

OREGON CRIME CLOCK

1 Behavioral Crime every 3.2 minutes

1 Weapon Law Violation
every 2.5 hours

1 Prostitution Violation
every 17.8 hours

1 Crime Against Family
every 2.8 hours

1 Disorderly Conduct
every 26.4 minutes

1 Drug Law Violation
every 21.5 minutes

1 DUII Violation
every 21.1 minutes


1 Runaway Juvenile
every 47.5 minutes

1 Gambling Violation
every 3.3 weeks

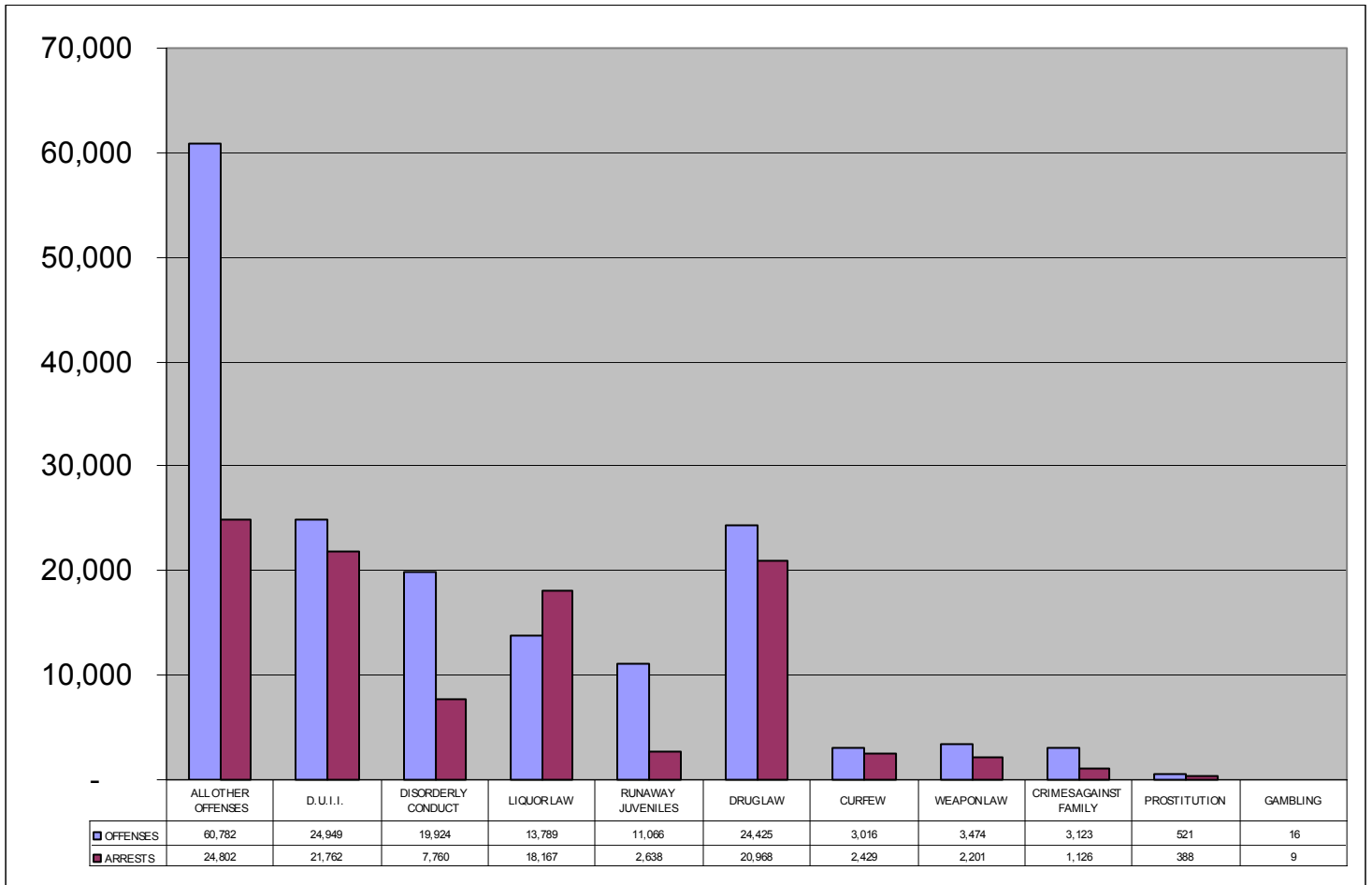
1 Liquor Law Violation
every 38.1 minutes

1 Curfew Violation
every 2.9 hours

1 All Other (Except Traffic)
every 8.6 minutes



STATEWIDE BEHAVIORAL CRIMES, 2003



STATEWIDE BEHAVIORAL CRIMES, 2003

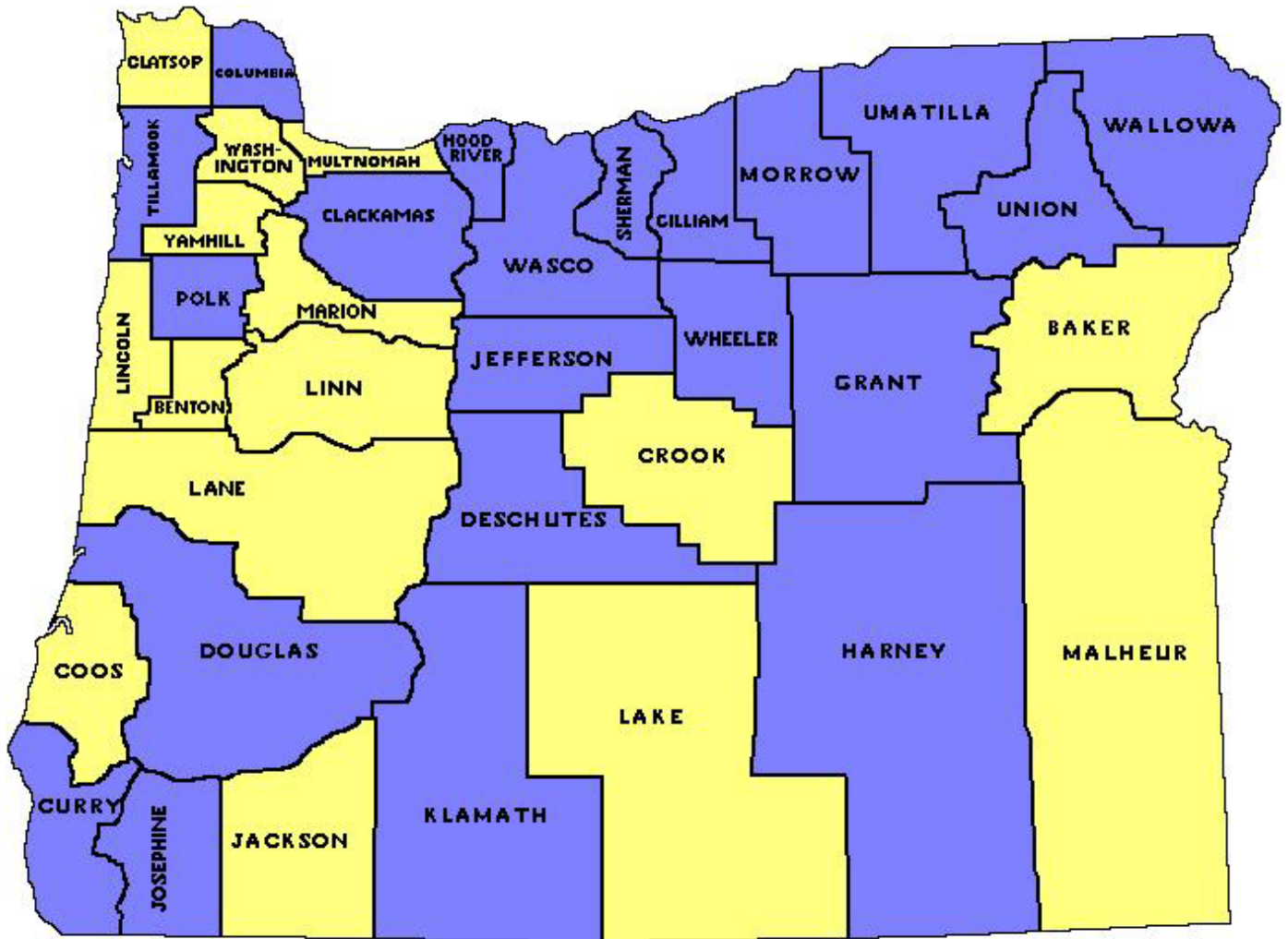
| CLASSIFICATION | 2003 OFFENSES | PERSONS ARRESTED | | | | | PROPERTY | |
|--------------------------------|------------------|------------------|---------------|----------------|---------------|---------------|---------------|-----------------------|
| | | ADULT | JUVENILE | TOTAL | MALE | FEMALE | LOSS VALUE | RECOVERED VALUE |
| WEAPON LAWS | | | | | | | | |
| Possess Illegally | 684 | 386 | 57 | 443 | 399 | 44 | | |
| Carry Concealed | 1,087 | 712 | 147 | 859 | 790 | 69 | | |
| Ex-Con in Possession | 969 | 619 | 3 | 622 | 567 | 55 | | |
| Other | 734 | 216 | 61 | 277 | 260 | 17 | | |
| TOTAL | 3,474 | 1,933 | 268 | 2,201 | 2,016 | 185 | | NOT APPLICABLE |
| PROSTITUTION | | | | | | | | |
| Engage In | 315 | 278 | 4 | 282 | 215 | 67 | | |
| Promote | 19 | 16 | 0 | 16 | 13 | 3 | | |
| Compel | 27 | 6 | 0 | 6 | 5 | 1 | | |
| Other | 160 | 80 | 4 | 84 | 32 | 52 | | |
| TOTAL | 521 | 380 | 8 | 388 | 265 | 123 | | NOT APPLICABLE |
| DRUG LAWS | | | | | | | | |
| Narcotics | 4,371 | 3,455 | 309 | 3,764 | 2,814 | 950 | | |
| Marijuana | 9,425 | 7,031 | 1,824 | 8,855 | 7,323 | 1,532 | | |
| Synthetic Narcotics | 1,277 | 977 | 57 | 1,034 | 725 | 309 | | |
| Other Dangerous Drugs | 9,352 | 7,082 | 233 | 7,315 | 5,237 | 2,078 | | |
| TOTAL | 24,425 | 18,545 | 2,423 | 20,968 | 16,099 | 4,869 | | NOT APPLICABLE |
| GAMBLING | | | | | | | | |
| Bookmaking | 1 | 0 | 0 | 0 | 0 | 0 | | |
| Numbers & Lottery | 0 | 0 | 0 | 0 | 0 | 0 | | |
| Illegal Games | 8 | 1 | 0 | 1 | 1 | 0 | | |
| Illegal Devices | 5 | 1 | 1 | 2 | 2 | 0 | | |
| Illegal Payoff | 0 | 0 | 0 | 0 | 0 | 0 | | |
| Other | 2 | 5 | 1 | 6 | 6 | 0 | | |
| TOTAL | 16 | 7 | 2 | 9 | 9 | 0 | | NOT APPLICABLE |
| OFFENSES AGAINST FAMILY | | | | | | | | |
| Child Abandonment | 48 | 7 | 0 | 7 | 5 | 2 | | |
| Child Neglect | 1,568 | 789 | 5 | 794 | 295 | 499 | | |
| Non-Support | 28 | 21 | 0 | 21 | 17 | 4 | | |
| Custodial Interference | 356 | 50 | 5 | 55 | 29 | 26 | | |
| Other | 1,123 | 237 | 12 | 249 | 140 | 109 | | |
| TOTAL | 3,123 | 1,104 | 22 | 1,126 | 486 | 640 | | NOT APPLICABLE |
| D. U. I. I. | | | | | | | | |
| Under .08 | 1,556 | 1,397 | 62 | 1,459 | 1,199 | 260 | | |
| .08 thru .14 Alcohol | 5,978 | 5,516 | 94 | 5,610 | 4,529 | 1,081 | | |
| .15 thru .19 Alcohol | 5,427 | 5,075 | 41 | 5,116 | 4,032 | 1,084 | | |
| .20 or Above Alcohol | 3,441 | 3,222 | 15 | 3,237 | 2,506 | 731 | | |
| BA Refused | 3,464 | 3,073 | 17 | 3,090 | 2,586 | 504 | | |
| BA Not Given | 641 | 598 | 10 | 608 | 512 | 96 | | |
| Of Drugs | 1,381 | 1,148 | 40 | 1,188 | 812 | 376 | | |
| Undetermined | 3,061 | 1,439 | 15 | 1,454 | 1,163 | 291 | | |
| TOTAL | 24,949 | 21,468 | 294 | 21,762 | 17,339 | 4,423 | | NOT APPLICABLE |
| LIQUOR LAWS | | | | | | | | |
| Minor in Possession | 7,847 | 8,478 | 4,638 | 13,116 | 9,398 | 3,718 | | |
| Illegal Make, Possess, Sell | 11 | 10 | 2 | 12 | 7 | 5 | | |
| Illegal Establishment Operate | 36 | 31 | 3 | 34 | 30 | 4 | | |
| Drinking in Public | 3,365 | 3,432 | 7 | 3,439 | 3,035 | 404 | | |
| Furnishing | 1,231 | 1,162 | 92 | 1,254 | 871 | 383 | | |
| Importing | 2 | 1 | 0 | 1 | 1 | 0 | | |
| License Violation | 347 | 40 | 1 | 41 | 26 | 15 | | |
| Minor on Premise | 46 | 26 | 1 | 27 | 15 | 12 | | |
| Other | 904 | 234 | 9 | 243 | 183 | 60 | | |
| TOTAL | 13,789 | 13,414 | 4,753 | 18,167 | 13,566 | 4,601 | | NOT APPLICABLE |
| DISORDERLY CONDUCT | | | | | | | | |
| | 19,924 | 6,164 | 1,596 | 7,760 | 6,068 | 1,692 | | |
| ALL OTHER | | | | | | | | |
| Trespass | 14,754 | 5,720 | 1,342 | 7,062 | 5,771 | 1,291 | | |
| Escape your Custody | 502 | 131 | 14 | 145 | 130 | 15 | | |
| Blackmail/Extortion | 61 | 9 | 17 | 26 | 15 | 11 | | |
| Bomb Threat | 147 | 5 | 3 | 8 | 6 | 2 | | |
| Other Criminal Threat | 9,504 | 1,696 | 383 | 2,079 | 1,651 | 428 | | |
| Shoot in Prohib. Area | 481 | 14 | 9 | 23 | 20 | 3 | | |
| Animal Ordinances | 7,523 | 1,448 | 31 | 1,479 | 795 | 684 | | |
| Garbage/Littering | 2,237 | 764 | 98 | 862 | 699 | 163 | | |
| Other | 25,573 | 9,852 | 3,266 | 13,118 | 9,730 | 3,388 | | |
| TOTAL | 60,782 | 19,639 | 5,163 | 24,802 | 18,817 | 5,985 | | NOT APPLICABLE |
| CURFEW | | | | | | | | |
| | 3,016 | | 2,429 | 2,429 | 1,567 | 862 | | NOT APPLICABLE |
| RUNAWAY | | | | | | | | |
| Male Juvenile | 4,697 | | 1,140 | 1,140 | 1,140 | 0 | | |
| Female Juvenile | 6,369 | | 1,498 | 1,498 | 0 | 1,498 | | |
| TOTAL | 11,066 | | 2,638 | 2,638 | 1,140 | 1,498 | | NOT APPLICABLE |
| BEHAVIORAL CRIME TOTAL | 165,085 | 82,654 | 19,596 | 102,250 | 77,372 | 24,878 | 0 | 0 |

OREGON COUNTY MAP

Behavioral Crimes, 2003

INCREASE

DECREASE



COUNTY FIVE YEAR PROFILE OF BEHAVIORAL CRIMES

| | 1999 | 2000 | 2001 | 2002 | 2003 |
|--------------|----------------|----------------|----------------|----------------|----------------|
| BAKER | 726 | 765 | 668 | 682 | 748 |
| BENTON | 3,580 | 3,794 | 3,846 | 4,027 | 4,457 |
| CLACKAMAS | 8,844 | 9,004 | 9,234 | 9,372 | 8,948 |
| CLATSOP | 3,165 | 3,466 | 3,365 | 3,618 | 3,821 |
| COLUMBIA | 2,799 | 2,290 | 2,608 | 2,789 | 2,708 |
| COOS | 5,145 | 3,202 | 4,159 | 4,629 | 4,646 |
| CROOK | 1,319 | 1,367 | 1,558 | 1,411 | 2,243 |
| CURRY | 616 | 704 | 617 | 765 | 552 |
| DESCHUTES | 5,786 | 5,542 | 5,728 | 5,936 | 5,158 |
| DOUGLAS | 5,538 | 5,584 | 5,817 | 5,854 | 5,511 |
| GILLIAM | 183 | 104 | 155 | 156 | 136 |
| GRANT | 523 | 187 | 382 | 344 | 308 |
| HARNEY | 192 | 271 | 342 | 327 | 292 |
| HOOD RIVER | 849 | 742 | 831 | 780 | 726 |
| JACKSON | 10,652 | 11,668 | 11,090 | 10,879 | 11,560 |
| JEFFERSON | 1,199 | 1,183 | 1,130 | 1,120 | 1,072 |
| JOSEPHINE | 3,351 | 3,609 | 4,246 | 4,100 | 3,785 |
| KLAMATH | 2,143 | 2,328 | 2,437 | 2,484 | 2,271 |
| LAKE | 202 | 254 | 229 | 144 | 261 |
| LANE | 14,573 | 15,159 | 14,778 | 14,908 | 15,906 |
| LINCOLN | 2,445 | 2,457 | 2,444 | 2,523 | 3,141 |
| LINN | 6,666 | 7,734 | 7,581 | 7,292 | 7,570 |
| MALHEUR | 2,196 | 2,597 | 2,545 | 2,639 | 3,124 |
| MARION | 16,114 | 16,470 | 15,961 | 16,532 | 19,319 |
| MORROW | 504 | 583 | 757 | 806 | 617 |
| MULTNOMAH | 35,632 | 35,030 | 31,176 | 25,555 | 29,019 |
| POLK | 4,046 | 4,120 | 4,464 | 4,658 | 3,760 |
| SHERMAN | 81 | 85 | 98 | 87 | 83 |
| TILLAMOOK | 1,272 | 1,221 | 1,071 | 1,258 | 1,066 |
| UMATILLA | 4,971 | 4,429 | 3,759 | 3,561 | 3,269 |
| UNION | 917 | 968 | 1,101 | 1,107 | 1,102 |
| WALLOWA | 108 | 167 | 348 | 369 | 362 |
| WASCO | 1,611 | 1,477 | 1,427 | 1,532 | 1,419 |
| WASHINGTON | 12,481 | 12,364 | 11,994 | 11,411 | 11,436 |
| WHEELER | 64 | 70 | 87 | 137 | 90 |
| YAMHILL | 3,833 | 4,183 | 4,308 | 4,359 | 4,599 |
| TOTAL | 164,326 | 165,178 | 162,341 | 158,151 | 165,085 |

STATEWIDE TEN YEAR OFFENSE, POPULATION and RATE PROFILE

| YEAR | POPULATION | BEHAVIORAL CRIMES | RATE PER 10,000 POPULATION |
|-------------|-------------------|------------------------------|---|
| 1994 | 3,082,000 | 142,198 | 461.4 |
| 1995 | 3,132,000 | 148,468 | 474.0 |
| 1996 | 3,181,000 | 156,986 | 493.5 |
| 1997 | 3,217,000 | 167,779 | 521.5 |
| 1998 | 3,267,550 | 163,673 | 500.9 |
| 1999 | 3,300,800 | 164,326 | 497.8 |
| 2000 | 3,436,750 | 165,178 | 480.6 |
| 2001 | 3,471,700 | 162,341 | 467.6 |
| 2002 | 3,504,700 | 158,151 | 451.3 |
| 2003 | 3,541,500 | 165,085 | 466.1 |

Behavioral Crimes by County - 2003
Rates Ranked Highest to lowest

| | County | Population | Behavioral Crimes | Rate / 10,000 | |
|----|------------|------------|-------------------|---------------|--------------|
| 1 | Crook | 20,300 | 2,243 | 1,104.9 | |
| 2 | Clatsop | 36,300 | 3,821 | 1,052.6 | |
| 3 | Malheur | 32,000 | 3,124 | 976.3 | |
| 4 | Coos | 63,000 | 4,646 | 737.5 | |
| 5 | Linn | 104,900 | 7,570 | 721.6 | |
| 6 | Gilliam | 1,900 | 136 | 715.8 | |
| 7 | Lincoln | 45,000 | 3,141 | 698.0 | |
| 8 | Marion | 295,900 | 19,319 | 652.9 | |
| 9 | Jackson | 189,100 | 11,560 | 611.3 | |
| 10 | Wasco | 23,550 | 1,419 | 602.5 | |
| 11 | Columbia | 45,000 | 2,708 | 601.8 | |
| 12 | Polk | 64,000 | 3,760 | 587.5 | |
| 13 | Wheeler | 1,550 | 90 | 580.6 | |
| 14 | Benton | 80,500 | 4,457 | 553.7 | |
| 15 | Douglas | 101,800 | 5,511 | 541.4 | |
| 16 | Jefferson | 19,900 | 1,072 | 538.7 | |
| 17 | Morrow | 11,750 | 617 | 525.1 | |
| 18 | Yamhill | 88,150 | 4,599 | 521.7 | |
| 19 | Wallowa | 7,150 | 362 | 506.3 | |
| 20 | Josephine | 78,350 | 3,785 | 483.1 | |
| 21 | Lane | 329,400 | 15,906 | 482.9 | ← State Avg. |
| 22 | Umatilla | 71,100 | 3,269 | 459.8 | 466.1 |
| 23 | Baker | 16,500 | 748 | 453.3 | |
| 24 | Union | 24,650 | 1,102 | 447.1 | |
| 25 | Sherman | 1,900 | 83 | 436.8 | |
| 26 | Tillamook | 24,900 | 1,066 | 428.1 | |
| 27 | Multnomah | 677,850 | 29,019 | 428.1 | |
| 28 | Grant | 7,650 | 308 | 402.6 | |
| 29 | Harney | 7,300 | 292 | 400.0 | |
| 30 | Deschutes | 130,500 | 5,158 | 395.2 | |
| 31 | Hood River | 20,500 | 726 | 354.1 | |
| 32 | Lake | 7,400 | 261 | 352.7 | |
| 33 | Klamath | 64,600 | 2,271 | 351.5 | |
| 34 | Curry | 21,100 | 552 | 261.6 | |
| 35 | Clackamas | 353,450 | 8,948 | 253.2 | |
| 36 | Washington | 472,600 | 11,436 | 242.0 | |
| | Statewide | 3541500 | 165,085 | 466.1 | |

STATEWIDE DRUG LAW OFFENSES by TYPE OF DRUG and ACTIVITY - 2003

| TOTAL | | Possess for Sale | Possess for Use | Furnish | Transpt/ Mfg/ Cultivate | Obtain Unlawful | Tamper w/Record | Other |
|--------|---------------------------------------|---------------------|--------------------|---------|-------------------------------|--------------------|--------------------|-------|
| 15 | Opium | 4 | 8 | 1 | | | 2 | |
| 1,282 | Heroin | 366 | 894 | 9 | 7 | | | 6 |
| 30 | Morphine | 5 | 17 | 2 | | | 6 | |
| 2,321 | Cocaine | 522 | 1,767 | 12 | 15 | | 1 | 4 |
| 132 | Codeine | 1 | 72 | 1 | 5 | 4 | 47 | 2 |
| 591 | Other Narcotic | 53 | 325 | 19 | 29 | 15 | 124 | 26 |
| 4,371 | NARCOTIC TOTAL | 951 | 3,083 | 44 | 56 | 19 | 180 | 38 |
| 34 | Hashish | 14 | 18 | | 1 | | | 1 |
| 2,025 | Marij. Over Oz | 497 | 1,104 | 44 | 348 | 1 | | 31 |
| 7,366 | Marij. Under Oz | 436 | 6,670 | 64 | 129 | 1 | 1 | 65 |
| 9,425 | MARIJUANA TOTAL | 947 | 7,792 | 108 | 478 | 2 | 1 | 97 |
| 1,284 | SYNTHETIC TOTAL | 206 | 927 | 23 | 83 | 3 | 18 | 24 |
| 9,345 | OTHER DANGEROUS DRUG TOTAL | 1,037 | 6,524 | 122 | 442 | 24 | 96 | 1,100 |
| 24,425 | DRUG LAW OFFENSE TOTAL | 3,141 | 18,326 | 297 | 1,059 | 48 | 295 | 1,259 |

STATEWIDE DRUG LAW ARRESTS by TYPE OF DRUG and ACTIVITY - 2003

| TOTAL | | Possess for Sale | Possess for Use | Furnish | Transpt/ Mfg/ Cultivate | Obtain Unlawful | Tamper w/Record | Other |
|--------|---------------------------------------|---------------------|--------------------|---------|-------------------------------|--------------------|--------------------|-------|
| 161 | Opium | 20 | 125 | | 15 | | 1 | |
| 909 | Heroin | 179 | 706 | 8 | 8 | | 1 | 7 |
| 33 | Morphine | 4 | 25 | 1 | | | 3 | |
| 1,038 | Cocaine | 123 | 905 | 3 | 4 | | 1 | 2 |
| 142 | Codeine | 1 | 107 | 1 | 7 | 1 | 25 | |
| 1,481 | Other Narcotic | 66 | 303 | 19 | 10 | 7 | 63 | 1,013 |
| 3,764 | NARCOTIC TOTAL | 393 | 2,171 | 32 | 44 | 8 | 94 | 1,022 |
| 34 | Hashish | 13 | 20 | | 1 | | | |
| 1,279 | Marij. Over Oz | 408 | 636 | 32 | 175 | | | 28 |
| 7,542 | Marij. Under Oz | 278 | 7,052 | 60 | 54 | | | 98 |
| 8,855 | MARIJUANA TOTAL | 699 | 7,708 | 92 | 230 | | | 126 |
| 1,034 | SYNTHETIC TOTAL | 149 | 784 | 16 | 53 | | 17 | 15 |
| 7,315 | OTHER DANGEROUS DRUG TOTAL | 871 | 5,764 | 80 | 241 | 10 | 47 | 302 |
| 20,968 | DRUG LAW ARREST TOTAL | 2,112 | 16,427 | 220 | 568 | 18 | 158 | 1,465 |

DRUG OFFENSES by COUNTY and TYPE - 2003

| COUNTY | TOTAL | Other NARCOTIC | | | | Marij MARIJ | | | | SYNTHETIC NARCOTIC | OTHER DANGER DRUGS |
|-----------------------|---------------|----------------|--------------|------------|--------------|--------------|--------------|-----------|--------------|--------------------|--------------------|
| | | Heroin | Cocaine | Narcotic | TOTAL | Over Oz | Under Oz | Hashish | TOTAL | | |
| BAKER | 122 | 1 | 2 | 16 | 19 | 5 | 72 | | 77 | 1 | 25 |
| BENTON | 475 | | 5 | 17 | 22 | 8 | 231 | 1 | 240 | 6 | 207 |
| CLACKAMAS | 1,015 | | 17 | 3 | 20 | 14 | 86 | | 100 | 7 | 888 |
| CLATSOP | 277 | 3 | 18 | 53 | 74 | 21 | 119 | | 140 | 24 | 39 |
| COLUMBIA | 371 | 2 | 9 | 6 | 17 | 48 | 157 | | 205 | 6 | 143 |
| COOS | 289 | 3 | 2 | 21 | 26 | 30 | 146 | | 176 | 25 | 62 |
| CROOK | 158 | 1 | | 20 | 21 | 9 | 45 | | 54 | 47 | 36 |
| CURRY | 84 | | 1 | 3 | 4 | 9 | 44 | | 53 | 3 | 24 |
| DESCHUTES | 827 | 1 | 11 | 39 | 51 | 36 | 322 | | 358 | 143 | 275 |
| DOUGLAS | 1,049 | 5 | 11 | 20 | 36 | 93 | 574 | | 667 | 103 | 243 |
| GILLIAM | 48 | 1 | | | 1 | 12 | 17 | | 29 | | 18 |
| GRANT | 29 | | | 2 | 2 | 7 | 16 | | 23 | 3 | 1 |
| HARNEY | 29 | | | 1 | 1 | 3 | 23 | | 26 | 2 | |
| HOOD RIVER | 148 | 4 | 9 | | 13 | 27 | 72 | | 99 | 6 | 30 |
| JACKSON | 2,225 | 37 | 73 | 23 | 133 | 228 | 903 | 1 | 1,132 | 10 | 950 |
| JEFFERSON | 129 | | 4 | 10 | 14 | 3 | 33 | 3 | 39 | 1 | 75 |
| JOSEPHINE | 923 | 11 | 22 | 34 | 67 | 96 | 315 | | 411 | 4 | 441 |
| KLAMATH | 419 | 4 | 8 | 6 | 18 | 24 | 53 | 1 | 78 | 170 | 153 |
| LAKE | 33 | | | 12 | 12 | 1 | 16 | | 17 | 4 | |
| LANE | 3,484 | 206 | 67 | 73 | 346 | 310 | 1,403 | 14 | 1,727 | 27 | 1,384 |
| LINCOLN | 209 | 2 | 4 | 5 | 11 | 29 | 69 | | 98 | 6 | 94 |
| LINN | 586 | 13 | 2 | 28 | 43 | 34 | 188 | | 222 | 128 | 193 |
| MALHEUR | 275 | 1 | 5 | 1 | 7 | 13 | 113 | | 126 | 113 | 29 |
| MARION | 2,121 | 218 | 196 | 123 | 537 | 340 | 154 | | 494 | 14 | 1,076 |
| MORROW | 63 | | | 2 | 2 | 15 | 22 | | 37 | 17 | 7 |
| MULTNOMAH | 5,408 | 673 | 1,700 | 123 | 2,496 | 227 | 979 | 11 | 1,217 | 210 | 1,485 |
| POLK | 319 | 19 | 21 | 9 | 49 | 117 | 21 | | 138 | 1 | 131 |
| SHERMAN | 22 | | | | | 8 | 6 | | 14 | 1 | 7 |
| TILLAMOOK | 123 | | 1 | 1 | 2 | 12 | 67 | | 79 | 3 | 39 |
| UMATILLA | 465 | 8 | 11 | 27 | 46 | 43 | 158 | | 201 | 48 | 170 |
| UNION | 216 | | | 7 | 7 | 4 | 114 | | 118 | 64 | 27 |
| WALLOWA | 55 | | | | | 2 | 50 | | 52 | | 3 |
| WASCO | 182 | 1 | | 13 | 14 | 36 | 79 | | 115 | 2 | 51 |
| WASHINGTON | 1,682 | 53 | 95 | 63 | 211 | 106 | 513 | 2 | 621 | 75 | 775 |
| WHEELER | 8 | | | | | 5 | 2 | | 7 | | 1 |
| YAMHILL | 557 | 15 | 27 | 7 | 49 | 50 | 184 | 1 | 235 | 10 | 263 |
| TOTAL OFFENSES | 24,425 | 1,282 | 2,321 | 768 | 4,371 | 2,025 | 7,366 | 34 | 9,425 | 1,284 | 9,345 |

DRUG ARRESTS by COUNTY and TYPE - 2003

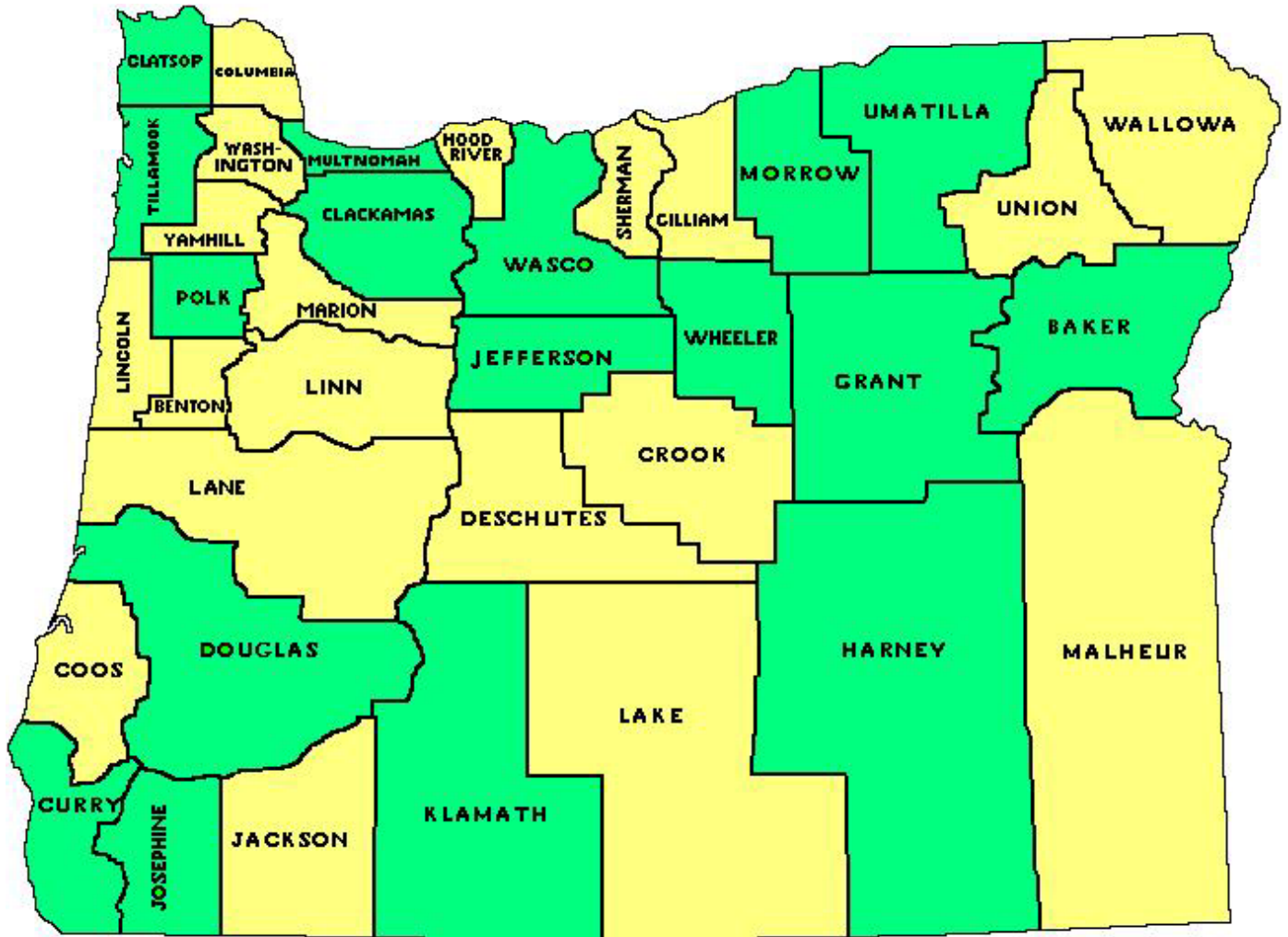
| COUNTY | TOTAL | Other NARCOTIC | | | TOTAL | Marij | | | MARIJ TOTAL | SYNTHETIC NARCOTIC | OTHER DANGER DRUGS |
|----------------------|---------------|----------------|--------------|--------------|--------------|--------------|--------------|-----------|----------------|-----------------------|--------------------------|
| | | Heroin | Cocaine | Narcotic | | Over Oz | Under Oz | Hashish | | | |
| BAKER | 131 | 4 | | 15 | 19 | 3 | 80 | | 83 | | 29 |
| BENTON | 377 | 1 | 2 | 11 | 14 | 23 | 194 | | 217 | 5 | 141 |
| CLACKAMAS | 951 | 3 | 12 | 582 | 597 | 11 | 124 | | 135 | 4 | 215 |
| CLATSOP | 240 | 2 | 14 | 43 | 59 | 9 | 131 | | 140 | 12 | 29 |
| COLUMBIA | 251 | | 12 | 2 | 14 | 14 | 148 | | 162 | 3 | 72 |
| COOS | 408 | 7 | 6 | 6 | 19 | 44 | 217 | 1 | 262 | 39 | 88 |
| CROOK | 80 | | | 7 | 7 | 7 | 39 | 1 | 47 | 12 | 14 |
| CURRY | 135 | | | 5 | 5 | 14 | 69 | | 83 | 14 | 33 |
| DESCHUTES | 702 | 1 | 10 | 22 | 33 | 24 | 288 | | 312 | 130 | 227 |
| DOUGLAS | 1,060 | 5 | 3 | 24 | 32 | 73 | 617 | 2 | 692 | 101 | 235 |
| GILLIAM | 47 | 2 | | | 2 | 15 | 18 | | 33 | | 12 |
| GRANT | 21 | | | | | 6 | 14 | | 20 | | 1 |
| HARNEY | 22 | | | 2 | 2 | 4 | 12 | | 16 | 3 | 1 |
| HOOD RIVER | 159 | | 6 | 3 | 9 | 50 | 66 | | 116 | 5 | 29 |
| JACKSON | 1,944 | 24 | 26 | 52 | 102 | 117 | 866 | 1 | 984 | 9 | 849 |
| JEFFERSON | 107 | | 2 | 7 | 9 | 3 | 37 | | 40 | 1 | 57 |
| JOSEPHINE | 592 | | 5 | 15 | 20 | 24 | 264 | 3 | 291 | | 281 |
| KLAMATH | 326 | 4 | 6 | 11 | 21 | 16 | 41 | 1 | 58 | 152 | 95 |
| LAKE | 11 | | | 5 | 5 | | 4 | | 4 | 2 | |
| LANE | 3,653 | 245 | 51 | 41 | 337 | 286 | 1,506 | 18 | 1,810 | 27 | 1,479 |
| LINCOLN | 175 | | 7 | 1 | 8 | 11 | 65 | 2 | 78 | 5 | 84 |
| LINN | 405 | 8 | | 20 | 28 | 38 | 158 | 1 | 197 | 60 | 120 |
| MALHEUR | 181 | | 3 | | 3 | 7 | 109 | | 116 | 39 | 23 |
| MARION | 1,924 | 154 | 309 | 41 | 504 | 120 | 300 | | 420 | 26 | 974 |
| MORROW | 50 | | 1 | 1 | 2 | 5 | 25 | | 30 | 13 | 5 |
| MULTNOMAH | 3,603 | 400 | 499 | 736 | 1,635 | 117 | 832 | 2 | 951 | 207 | 810 |
| POLK | 282 | 11 | 11 | 16 | 38 | 15 | 112 | | 127 | 3 | 114 |
| SHERMAN | 26 | | | | | 10 | 7 | | 17 | 2 | 7 |
| TILLAMOOK | 120 | | 1 | 2 | 3 | 12 | 65 | | 77 | 5 | 35 |
| UMATILLA | 849 | 8 | 9 | 52 | 69 | 74 | 252 | | 326 | 33 | 421 |
| UNION | 225 | | | 5 | 5 | 7 | 121 | | 128 | 55 | 37 |
| WALLOWA | 75 | | | | | 3 | 69 | | 72 | | 3 |
| WASCO | 193 | 1 | | 14 | 15 | 36 | 82 | | 118 | 3 | 57 |
| WASHINGTON | 1,139 | 24 | 36 | 61 | 121 | 53 | 398 | 2 | 453 | 51 | 514 |
| WHEELER | 4 | | | | | 3 | | | 3 | | 1 |
| YAMHILL | 500 | 5 | 7 | 15 | 27 | 25 | 212 | | 237 | 13 | 223 |
| TOTAL ARRESTS | 20,968 | 909 | 1,038 | 1,817 | 3,764 | 1,279 | 7,542 | 34 | 8,855 | 1,034 | 7,315 |

OREGON COUNTY MAP

Drug Law Violations, 2003

Increase

Decrease



DRUG OFFENSES by COUNTY 1999 through 2003

| | 1999 | 2000 | 2001 | 2002 | 2003 |
|-------------------|---------------|---------------|---------------|---------------|---------------|
| BAKER | 172 | 86 | 114 | 123 | 122 |
| BENTON | 283 | 415 | 330 | 338 | 475 |
| CLACKAMAS | 1,057 | 1,098 | 1,109 | 1,175 | 1,015 |
| CLATSOP | 183 | 264 | 228 | 310 | 277 |
| COLUMBIA | 169 | 200 | 221 | 331 | 371 |
| COOS | 218 | 248 | 255 | 262 | 289 |
| CROOK | 85 | 75 | 124 | 79 | 158 |
| CURRY | 64 | 124 | 122 | 161 | 84 |
| DESCHUTES | 750 | 681 | 808 | 739 | 827 |
| DOUGLAS | 813 | 888 | 1,117 | 1,134 | 1,049 |
| GILLIAM | 25 | 22 | 46 | 42 | 48 |
| GRANT | 280 | 16 | 37 | 43 | 29 |
| HARNEY | 7 | 16 | 35 | 29 | 29 |
| HOOD RIVER | 112 | 130 | 138 | 113 | 148 |
| JACKSON | 1,255 | 1,603 | 1,729 | 2,128 | 2,225 |
| JEFFERSON | 110 | 135 | 132 | 134 | 129 |
| JOSEPHINE | 549 | 591 | 868 | 1,005 | 923 |
| KLAMATH | 304 | 430 | 454 | 444 | 419 |
| LAKE | 32 | 36 | 27 | 13 | 33 |
| LANE | 2,883 | 3,093 | 2,984 | 3,166 | 3,484 |
| LINCOLN | 171 | 161 | 217 | 170 | 209 |
| LINN | 506 | 625 | 573 | 505 | 586 |
| MALHEUR | 169 | 185 | 278 | 205 | 275 |
| MARION | 1,542 | 1,862 | 1,741 | 1,799 | 2,121 |
| MORROW | 42 | 57 | 65 | 77 | 63 |
| MULTNOMAH | 9,158 | 7,526 | 6,447 | 5,870 | 5,408 |
| POLK | 245 | 377 | 469 | 403 | 319 |
| SHERMAN | 11 | 11 | 32 | 15 | 22 |
| TILLAMOOK | 205 | 160 | 147 | 175 | 123 |
| UMATILLA | 258 | 306 | 418 | 497 | 465 |
| UNION | 126 | 174 | 186 | 213 | 216 |
| WALLOWA | 5 | 15 | 23 | 30 | 55 |
| WASCO | 204 | 192 | 183 | 210 | 182 |
| WASHINGTON | 1,407 | 1,473 | 1,320 | 1,600 | 1,682 |
| WHEELER | 1 | 5 | 10 | 9 | 8 |
| YAMHILL | 208 | 292 | 354 | 447 | 557 |
| TOTAL | 23,609 | 23,572 | 23,341 | 23,994 | 24,425 |

D. U. I. I. OFFENSES BY COUNTY FOR YEARS 1999 through 2003

| COUNTY | 1999 | 2000 | 2001 | 2002 | 2003 |
|---------------|---------------|---------------|---------------|---------------|---------------|
| Baker | 105 | 143 | 108 | 137 | 144 |
| Benton | 491 | 329 | 348 | 382 | 453 |
| Clackamas | 2,358 | 2,229 | 3,324 | 3,964 | 3,613 |
| Clatsop | 450 | 452 | 510 | 498 | 430 |
| Columbia | 423 | 331 | 359 | 378 | 322 |
| Coos | 814 | 591 | 477 | 637 | 611 |
| Crook | 208 | 223 | 210 | 175 | 247 |
| Curry | 219 | 255 | 227 | 227 | 153 |
| Deschutes | 1,221 | 1,068 | 977 | 1,116 | 993 |
| Douglas | 1,119 | 995 | 1,013 | 934 | 881 |
| Gilliam | 57 | 39 | 25 | 37 | 29 |
| Grant | 75 | 49 | 56 | 56 | 45 |
| Harney | 86 | 121 | 58 | 58 | 48 |
| Hood River | 289 | 282 | 320 | 314 | 267 |
| Jackson | 1,644 | 1,622 | 1,763 | 1,799 | 1,633 |
| Jefferson | 329 | 239 | 231 | 225 | 155 |
| Josephine | 600 | 797 | 774 | 785 | 697 |
| Klamath | 609 | 667 | 614 | 621 | 478 |
| Lake | 81 | 66 | 66 | 47 | 58 |
| Lane | 2,071 | 2,071 | 2,180 | 2,149 | 2,358 |
| Lincoln | 475 | 489 | 488 | 433 | 494 |
| Linn | 770 | 1,019 | 836 | 798 | 613 |
| Malheur | 314 | 269 | 198 | 212 | 272 |
| Marion | 1,897 | 1,921 | 1,624 | 1,657 | 1,496 |
| Morrow | 108 | 74 | 111 | 122 | 107 |
| Multnomah | 3,225 | 3,897 | 3,289 | 2,466 | 3,670 |
| Polk | 448 | 431 | 449 | 535 | 377 |
| Sherman | 20 | 27 | 29 | 25 | 23 |
| Tillamook | 216 | 194 | 150 | 172 | 133 |
| Umatilla | 743 | 878 | 860 | 874 | 820 |
| Union | 169 | 178 | 213 | 233 | 206 |
| Wallowa | 18 | 22 | 32 | 35 | 52 |
| Wasco | 362 | 315 | 309 | 275 | 204 |
| Washington | 2,504 | 2,406 | 2,387 | 2,403 | 2,252 |
| Wheeler | 3 | 8 | 7 | 13 | 18 |
| Yamhill | 570 | 652 | 601 | 550 | 597 |
| TOTAL | 25,091 | 25,349 | 25,223 | 25,342 | 24,949 |

STATEWIDE D. U. I. I. OFFENSES DISTRIBUTED BY COUNTY and MAJOR POPULATION CENTER 2003

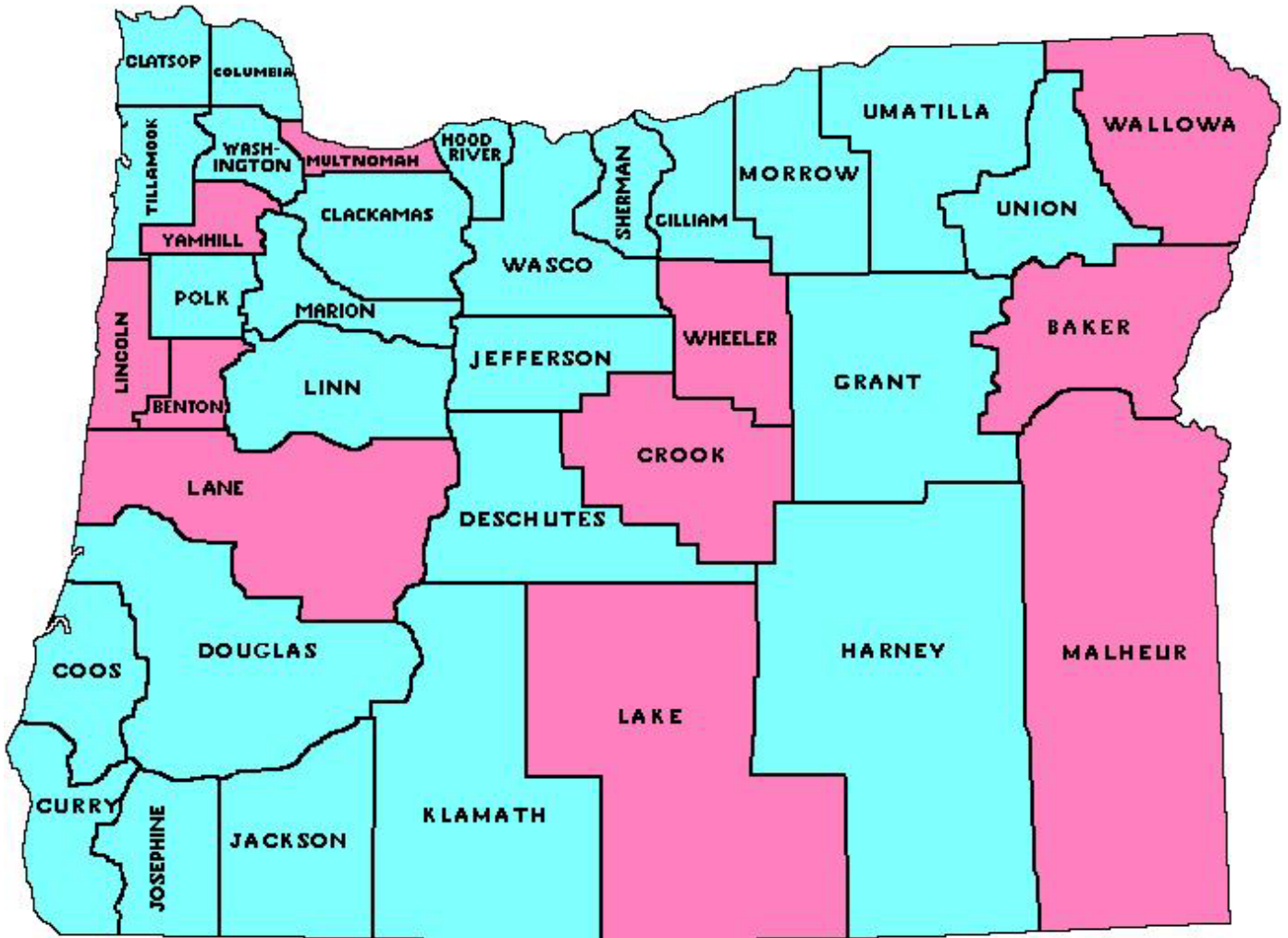
| | County Population | No. DUII Offenses | Rate per 10,000 | St. Police Offenses | Sheriff Offenses | Major City | City Population | D. U. I. I. Offenses |
|---------------------|----------------------|----------------------|--------------------|------------------------|---------------------|---------------------|--------------------|-------------------------|
| BAKER | 16,500 | 144 | 87.3 | 86 | 17 | Baker City | 9,840 | 41 |
| BENTON | 80,500 | 453 | 56.3 | 6 | 225 | Corvallis | 52,950 | 198 |
| CLACKAMAS | 353,450 | 3,613 | 102.2 | 343 | 2,296 | Lake Oswego | 35,860 | 206 |
| CLATSOP | 36,300 | 430 | 118.5 | 106 | 78 | Astoria | 9,890 | 134 |
| COLUMBIA | 45,000 | 322 | 71.6 | 77 | 40 | St. Helens | 11,250 | 82 |
| COOS | 63,000 | 611 | 97.0 | 250 | 45 | Coos Bay | 15,650 | 108 |
| CROOK | 20,300 | 247 | 121.7 | 46 | 72 | Prineville | 8,500 | 129 |
| CURRY | 21,100 | 153 | 72.5 | 48 | 65 | Brookings | 5,950 | 29 |
| DESCHUTES | 130,500 | 993 | 76.1 | 235 | 291 | Bend | 62,900 | 333 |
| DOUGLAS | 101,800 | 881 | 86.5 | 195 | 341 | Roseburg | 20,480 | 186 |
| GILLIAM | 1,900 | 29 | 152.6 | 17 | 11 | Condon | 770 | 1 |
| GRANT | 7,650 | 45 | 58.8 | 9 | 9 | John Day | 1,840 | 25 |
| HARNEY | 7,300 | 48 | 65.8 | 12 | 12 | Burns | 3,050 | 8 |
| HOOD RIVER | 20,500 | 267 | 130.2 | 43 | 167 | Hood River | 6,230 | 57 |
| JACKSON | 189,100 | 1,633 | 86.4 | 300 | 253 | Medford | 68,080 | 437 |
| JEFFERSON | 19,900 | 155 | 77.9 | 31 | 53 | Madras | 5,370 | 61 |
| JOSEPHINE | 78,350 | 697 | 89.0 | 295 | 162 | Grants Pass | 24,470 | 240 |
| KLAMATH | 64,600 | 478 | 74.0 | 186 | 91 | Klamath Falls | 20,190 | 201 |
| LAKE | 7,400 | 58 | 78.4 | 7 | 36 | Lakeview | 2,480 | 15 |
| LANE | 329,400 | 2,358 | 71.6 | 618 | 426 | Eugene | 143,910 | 596 |
| | | | | | | Springfield | 54,720 | 356 |
| LINCOLN | 45,000 | 494 | 109.8 | 39 | 162 | Lincoln City | 7,420 | 88 |
| | | | | | | Newport | 9,740 | 183 |
| LINN | 104,900 | 613 | 58.4 | 133 | 148 | Albany | 43,600 | 260 |
| MALHEUR | 32,000 | 272 | 85.0 | 133 | 53 | Ontario | 11,170 | 60 |
| MARION | 295,900 | 1,496 | 50.6 | 404 | 78 | Salem | 142,940 | 540 |
| MORROW | 11,750 | 107 | 91.1 | 8 | 46 | Boardman | 3,080 | 51 |
| MULTNOMAH | 677,850 | 3,670 | 54.1 | 295 | 316 | Gresham | 93,660 | 576 |
| | | | | | | Portland | 545,140 | 2,331 |
| POLK | 64,000 | 377 | 58.9 | 23 | 162 | Dallas | 13,270 | 61 |
| SHERMAN | 1,900 | 23 | 121.1 | 17 | 6 | | | |
| TILLAMOOK | 24,900 | 133 | 53.4 | 24 | 85 | Tillamook | 4,350 | 13 |
| UMATILLA | 71,100 | 820 | 115.3 | 270 | 29 | Pendleton | 16,830 | 268 |
| UNION | 24,650 | 206 | 83.6 | 83 | 28 | La Grande | 12,500 | 93 |
| WALLOWA | 7,150 | 52 | 72.7 | 16 | 28 | Enterprise | 1,920 | 8 |
| WASCO | 23,550 | 204 | 86.6 | 77 | 38 | The Dalles | 12,350 | 89 |
| WASHINGTON | 472,600 | 2,252 | 47.7 | 134 | 921 | Beaverton | 79,010 | 436 |
| | | | | | | Hillsboro | 79,340 | 228 |
| | | | | | | Tigard | 45,130 | 173 |
| WHEELER | 1,550 | 18 | 116.1 | 1 | 17 | | | |
| YAMHILL | 88,150 | 597 | 67.7 | 84 | 112 | McMinnville | 28,890 | 140 |
| STATEWIDE TOTALS | 3,541,500 | 24,949 | 70.4 | 4,651 | 6,919 | MAJOR CITY TOTAL | 1,714,720 | 9,041 |

OREGON COUNTY MAP

D.U.I.I. Offenses, 2003

Increase

Decrease



SECTION 5
STATEWIDE
REGULATORY OFFENSES
TRAFFIC CRIME, FISH & GAME, and MARINE VIOLATIONS

This page is intentionally blank.

STATEWIDE TRAFFIC CRIME, FISH & GAME, and MARINE VIOLATIONS

| CLASSIFICATION | 2003 OFFENSES | PERSONS ARRESTED | | | | |
|-------------------------------|------------------|------------------|------------|---------------|---------------|--------------|
| | | ADULT | JUVENILE | TOTAL | MALE | FEMALE |
| TRAFFIC CRIME | | | | | | |
| Hit & Run-Misdemeanor | 3,909 | 1,581 | 140 | 1,721 | 1,323 | 398 |
| Hit & Run-Felony | 340 | 122 | 10 | 132 | 111 | 21 |
| Reckless Driving | 3,939 | 1,155 | 126 | 1,281 | 1,088 | 193 |
| Eluding | 1,850 | 599 | 43 | 642 | 586 | 56 |
| Drive/W Suspend-Misdemeanor | 12,561 | 9,208 | 85 | 9,293 | 7,713 | 1,580 |
| Drive/W Suspend-Felony | 2,374 | 1,255 | 7 | 1,262 | 1,155 | 107 |
| Fail to Display Drive License | 4,765 | 3,278 | 182 | 3,460 | 2,647 | 813 |
| TRAFFIC CRIME TOTAL | 29,738 | 17,198 | 593 | 17,791 | 14,623 | 3,168 |
| FISH and GAME | | | | | | |
| Sport Fishing | 4,039 | 3,834 | 204 | 4,038 | 2,884 | 1,154 |
| Commercial Fishing | 176 | 176 | 0 | 176 | 158 | 18 |
| Personal Use | 356 | 350 | 5 | 355 | 298 | 57 |
| Game | 1,538 | 1,483 | 45 | 1,528 | 1,338 | 190 |
| FISH and GAME TOTAL | 6,109 | 5,843 | 254 | 6,097 | 4,678 | 1,419 |
| MARINE VIOLATIONS | | | | | | |
| License Violation | 215 | 195 | 3 | 198 | 191 | 7 |
| Insuff Life Preserve | 367 | 347 | 12 | 359 | 327 | 32 |
| Muffling | 2 | 1 | 0 | 1 | 1 | 0 |
| Other Equip. Violation | 33 | 24 | 0 | 24 | 23 | 1 |
| Operate Without Lights | 13 | 11 | 1 | 12 | 12 | 0 |
| Reckless Operation | 13 | 7 | 1 | 8 | 7 | 1 |
| Speeding | 74 | 68 | 1 | 69 | 65 | 4 |
| Operate While Intoxicated | 87 | 86 | 0 | 86 | 79 | 7 |
| Other | 179 | 140 | 18 | 158 | 144 | 14 |
| MARINE TOTAL | 983 | 879 | 36 | 915 | 849 | 66 |

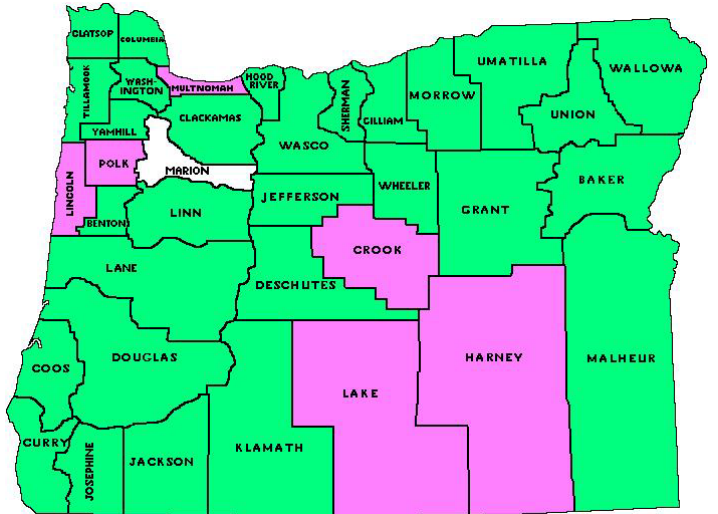
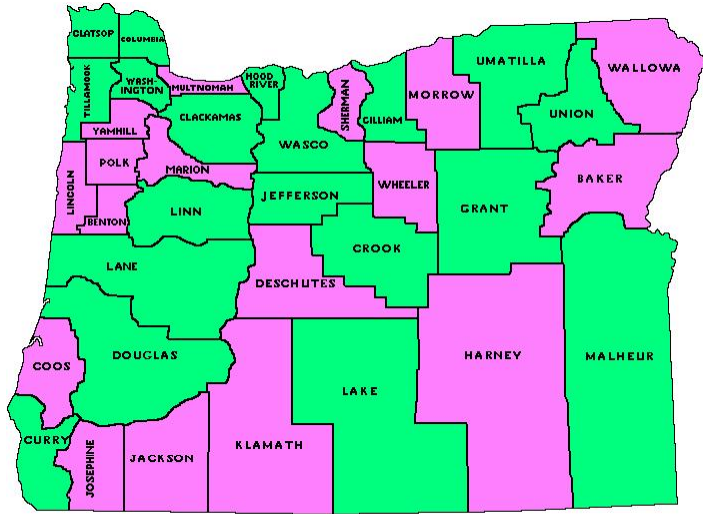
OREGON COUNTY MAP

Regulatory Offenses, 2003

Increase

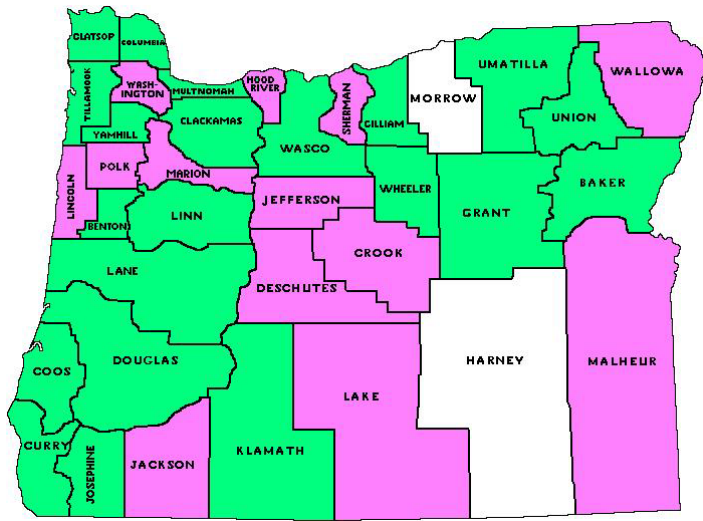
Decrease

No Change



Traffic Offenses

Fish & Game Offense



Marine Offenses

TRAFFIC CRIME OFFENSES by COUNTY, 2003

| COUNTY | 2003 TOTAL | Hit & Run Misd. | Hit & Run Felony | Reckless Driving | Eluding | Drive w/ Susp-Misd. | Drive w/ Susp-Felony | Failure to Disply Lic. |
|--------------|---------------|--------------------|---------------------|---------------------|--------------|------------------------|-------------------------|---------------------------|
| BAKER | 76 | 12 | | 26 | 11 | 15 | | 12 |
| BENTON | 450 | 42 | 1 | 67 | 12 | 231 | 18 | 79 |
| CLACKAMAS | 2,944 | 287 | 53 | 329 | 271 | 481 | 1200 | 323 |
| CLATSOP | 417 | 38 | 1 | 41 | 12 | 190 | 1 | 134 |
| COLUMBIA | 490 | 25 | | 51 | 24 | 364 | 3 | 23 |
| COOS | 298 | 38 | 5 | 61 | 24 | 114 | 17 | 39 |
| CROOK | 158 | 8 | | 26 | 5 | 111 | 5 | 3 |
| CURRY | 94 | 7 | 1 | 28 | 1 | 43 | 1 | 13 |
| DESCHUTES | 990 | 129 | 11 | 170 | 65 | 543 | 18 | 54 |
| DOUGLAS | 727 | 173 | 6 | 118 | 59 | 284 | 6 | 81 |
| GILLIAM | 28 | | | 4 | | 21 | | 3 |
| GRANT | 16 | 1 | 2 | 5 | | 7 | | 1 |
| HARNEY | 19 | 2 | | | 2 | 11 | 3 | 1 |
| HOOD RIVER | 129 | 22 | 1 | 27 | 6 | 62 | 3 | 8 |
| JACKSON | 2,735 | 413 | 12 | 221 | 74 | 1631 | 17 | 367 |
| JEFFERSON | 222 | 17 | | 40 | 15 | 138 | 1 | 11 |
| JOSEPHINE | 579 | 59 | 5 | 80 | 46 | 356 | 3 | 30 |
| KLAMATH | 393 | 59 | 4 | 61 | 44 | 193 | 4 | 28 |
| LAKE | 15 | | | 4 | | 8 | | 3 |
| LANE | 2,853 | 337 | 38 | 557 | 38 | 758 | 18 | 1107 |
| LINCOLN | 533 | 210 | 12 | 55 | 30 | 178 | 7 | 41 |
| LINN | 665 | 84 | 12 | 118 | 71 | 298 | 7 | 75 |
| MALHEUR | 87 | 7 | 1 | 10 | 14 | 52 | | 3 |
| MARION | 2,964 | 392 | 30 | 287 | 227 | 1155 | 57 | 816 |
| MORROW | 48 | 3 | | 9 | 9 | 21 | 1 | 5 |
| MULTNOMAH | 7,097 | 804 | 74 | 736 | 475 | 3289 | 897 | 822 |
| POLK | 596 | 55 | 5 | 59 | 35 | 214 | 5 | 223 |
| SHERMAN | 28 | 2 | | 8 | 1 | 7 | | 10 |
| TILLAMOOK | 72 | 20 | 4 | 12 | 7 | | 3 | 26 |
| UMATILLA | 417 | 59 | 3 | 42 | 43 | 216 | 4 | 50 |
| UNION | 106 | 14 | 1 | 34 | 13 | 36 | | 8 |
| WALLOWA | 39 | 7 | | 10 | 4 | 15 | | 3 |
| WASCO | 235 | 31 | 1 | 26 | 15 | 96 | 38 | 28 |
| WASHINGTON | 2,472 | 375 | 48 | 349 | 163 | 1218 | 23 | 296 |
| WHEELER | 6 | | | | | 6 | | |
| YAMHILL | 740 | 177 | 9 | 268 | 34 | 199 | 14 | 39 |
| TOTAL | 29,738 | 3,909 | 340 | 3,939 | 1,850 | 12,561 | 2,374 | 4,765 |

FISH & GAME OFFENSES by COUNTY, 2003

| COUNTY | 2003 TOTAL | Sport Fishing | Commercial Fishing | Personal Use | Game |
|--------------|---------------|------------------|-----------------------|-----------------|--------------|
| BAKER | 153 | 134 | | | 19 |
| BENTON | 48 | 12 | | | 36 |
| CLACKAMAS | 398 | 341 | 1 | 1 | 55 |
| CLATSOP | 607 | 313 | 79 | 99 | 116 |
| COLUMBIA | 258 | 137 | 1 | 2 | 118 |
| COOS | 117 | 71 | 4 | 18 | 24 |
| CROOK | 65 | 21 | | | 44 |
| CURRY | 94 | 75 | 5 | 8 | 6 |
| DESCHUTES | 172 | 114 | | | 58 |
| DOUGLAS | 241 | 173 | 2 | 8 | 58 |
| GILLIAM | 26 | 23 | | | 3 |
| GRANT | 38 | 4 | | | 34 |
| HARNEY | 46 | 1 | | | 45 |
| HOOD RIVER | 111 | 100 | | | 11 |
| JACKSON | 208 | 124 | | 37 | 47 |
| JEFFERSON | 57 | 53 | | | 4 |
| JOSEPHINE | 51 | 43 | | | 8 |
| KLAMATH | 139 | 81 | | | 58 |
| LAKE | 109 | 59 | | | 50 |
| LANE | 594 | 461 | 1 | 4 | 128 |
| LINCOLN | 448 | 313 | 30 | 68 | 37 |
| LINN | 196 | 148 | 1 | | 47 |
| MALHEUR | 74 | 51 | | | 23 |
| MARION | 217 | 172 | 1 | | 44 |
| MORROW | 31 | 8 | | | 23 |
| MULTNOMAH | 292 | 235 | 43 | | 14 |
| POLK | 58 | 16 | | | 42 |
| SHERMAN | 57 | 54 | | | 3 |
| TILLAMOOK | 429 | 251 | 8 | 111 | 59 |
| UMATILLA | 163 | 116 | | | 47 |
| UNION | 133 | 57 | | | 76 |
| WALLOWA | 102 | 50 | | | 52 |
| WASCO | 165 | 112 | | | 53 |
| WASHINGTON | 81 | 36 | | | 45 |
| WHEELER | 92 | 61 | | | 31 |
| YAMHILL | 39 | 19 | | | 20 |
| TOTAL | 6,109 | 4,039 | 176 | 356 | 1,538 |

MARINE VIOLATION OFFENSES by COUNTY, 2003

| COUNTY | 2003 | License | Insf. Life | Other Equip | Operate | Reckless | Operate W/ | | | |
|--------------|------------|------------|------------|-------------|-----------|------------|------------|-----------|-------------|------------|
| | TOTAL | Violations | Preserver | Muffling | Violation | w/o Lights | Operation | Speeding | Intoxicated | Other |
| BAKER | | | | | | | | | | |
| BENTON | | | | | | | | | | |
| CLACKAMAS | 22 | 1 | 9 | | 3 | | | 2 | 5 | 2 |
| CLATSOP | 83 | 25 | 28 | | 6 | | 1 | 10 | 1 | 12 |
| COLUMBIA | 199 | 89 | 37 | | 10 | 2 | 1 | 22 | 8 | 30 |
| COOS | 11 | | 2 | | | | | | 6 | 3 |
| CROOK | 1 | 1 | | | | | | | | |
| CURRY | 2 | 1 | | | | | | | | 1 |
| DESCHUTES | 64 | 20 | 24 | | 2 | 1 | | 12 | 2 | 3 |
| DOUGLAS | 7 | 1 | 5 | | | | | | | 1 |
| GILLIAM | 2 | | 2 | | | | | | | |
| GRANT | | | | | | | | | | |
| HARNEY | | | | | | | | | | |
| HOOD RIVER | 22 | | 20 | | | | | | 1 | 1 |
| JACKSON | 311 | 33 | 122 | 2 | 4 | 4 | 6 | 25 | 37 | 78 |
| JEFFERSON | 22 | | 3 | | | | | | 18 | 1 |
| JOSEPHINE | 1 | | 1 | | | | | | | |
| KLAMATH | 6 | 2 | 3 | | 1 | | | | | |
| LAKE | 17 | 1 | 16 | | | | | | | |
| LANE | 48 | 13 | 25 | | | | | 1 | | 9 |
| LINCOLN | 19 | 2 | 4 | | | | | | 1 | 12 |
| LINN | 14 | 3 | 8 | | | | 1 | | | 2 |
| MALHEUR | 6 | 1 | 2 | | 1 | | | | 1 | 1 |
| MARION | 21 | 3 | 16 | | | 2 | | | | |
| MORROW | 2 | 1 | 1 | | | | | | | |
| MULTNOMAH | 20 | 7 | 4 | | 3 | 3 | 1 | 1 | | 1 |
| POLK | 9 | | 3 | | | | 3 | | 1 | 2 |
| SHERMAN | 10 | 3 | 3 | | 1 | | | | 1 | 2 |
| TILLAMOOK | 9 | 2 | 4 | | | | | | | 3 |
| UMATILLA | 15 | 3 | 5 | | 1 | 1 | | | | 5 |
| UNION | 4 | | 3 | | | | | 1 | | |
| WALLOWA | 14 | | 7 | | 1 | | | | | 6 |
| WASCO | 11 | 1 | 3 | | | | | | 5 | 2 |
| WASHINGTON | 3 | 2 | 1 | | | | | | | |
| WHEELER | 4 | | 4 | | | | | | | |
| YAMHILL | 4 | | 2 | | | | | | | 2 |
| TOTAL | 983 | 215 | 367 | 2 | 33 | 13 | 13 | 74 | 87 | 179 |

This page is intentionally blank.

SECTION 6
STATEWIDE
ARREST INFORMATION

This section provides statewide information on the number of persons arrested for each offense.

The state tables provide information by the age, sex and race of persons arrested.

This page is intentionally blank.

NUMBER OF ARRESTS BY AGE - STATE OF OREGON, 2003

| TOTAL ARRESTS | ADULT ARRESTS | JUVENILE ARRESTS | | Under 10 to 13 to | | | | | | | | | | | | | | | | | | | 65 and Over | | |
|--------------------------------|------------------|---------------------|-------------------------|-------------------|--------------|--------------|--------------|--------------|--------------|--------------|--------------|--------------|--------------|--------------|--------------|--------------|---------------|---------------|---------------|---------------|--------------|--------------|----------------|--------------|--------------|
| | | | | 10 | 12 | 14 | 15 | 16 | 17 | 18 | 19 | 20 | 21 | 22 | 23 | 24 | 25 to 29 | 30 to 34 | 35 to 39 | 40 to 44 | 45 to 49 | 50 to 54 | | 55 to 59 | 60 to 64 |
| CRIMES AGAINST PERSONS | | | | | | | | | | | | | | | | | | | | | | | | | |
| 103 | 100 | 3 | Willful Murder * | 0 | 0 | 0 | 2 | 0 | 1 | 9 | 9 | 4 | 6 | 3 | 13 | 3 | 14 | 12 | 8 | 5 | 2 | 7 | 2 | 1 | 2 |
| 12 | 11 | 1 | Neg. Homicide (1) | 0 | 0 | 0 | 0 | 0 | 1 | 0 | 0 | 0 | 2 | 0 | 0 | 0 | 3 | 3 | 0 | 3 | 0 | 0 | 0 | 0 | 0 |
| 331 | 285 | 46 | Forcible Rape * | 0 | 6 | 12 | 6 | 14 | 8 | 19 | 19 | 25 | 14 | 11 | 16 | 15 | 37 | 42 | 27 | 26 | 15 | 10 | 5 | 2 | 2 |
| 1,620 | 1,294 | 326 | Other Sex Crime | 5 | 44 | 119 | 56 | 57 | 45 | 82 | 69 | 71 | 63 | 45 | 58 | 63 | 160 | 146 | 151 | 141 | 83 | 55 | 52 | 27 | 28 |
| 132 | 117 | 15 | Kidnapping | 0 | 3 | 0 | 4 | 4 | 4 | 5 | 4 | 3 | 8 | 3 | 4 | 5 | 21 | 14 | 19 | 20 | 1 | 7 | 2 | 0 | 1 |
| 1,137 | 939 | 198 | Robbery * | 0 | 8 | 36 | 38 | 54 | 62 | 98 | 83 | 66 | 44 | 63 | 39 | 33 | 131 | 114 | 101 | 98 | 39 | 21 | 3 | 4 | 2 |
| 2,440 | 1,987 | 453 | Aggravated Assault * | 2 | 41 | 111 | 82 | 116 | 101 | 102 | 97 | 83 | 95 | 102 | 80 | 71 | 308 | 255 | 235 | 255 | 143 | 95 | 29 | 19 | 18 |
| 15,555 | 13,103 | 2,452 | Simple Assault | 29 | 295 | 718 | 457 | 460 | 493 | 460 | 428 | 529 | 519 | 539 | 516 | 507 | 2,044 | 2,011 | 1,884 | 1,674 | 1,046 | 501 | 246 | 121 | 78 |
| 21,330 | 17,836 | 3,494 | TOTAL | 36 | 397 | 996 | 645 | 705 | 715 | 775 | 709 | 781 | 751 | 766 | 726 | 697 | 2,718 | 2,597 | 2,425 | 2,222 | 1,329 | 696 | 339 | 174 | 131 |
| CRIMES AGAINST PROPERTY | | | | | | | | | | | | | | | | | | | | | | | | | |
| 3,564 | 2,429 | 1,135 | Burglary * | 22 | 108 | 320 | 233 | 254 | 198 | 278 | 184 | 135 | 128 | 140 | 117 | 98 | 329 | 326 | 298 | 222 | 100 | 48 | 18 | 7 | 1 |
| 23,628 | 17,129 | 6,499 | Larceny * | 70 | 742 | 1,843 | 1,322 | 1,319 | 1,203 | 1,280 | 1,163 | 965 | 816 | 737 | 699 | 611 | 2,354 | 2,295 | 2,020 | 1,774 | 1,203 | 677 | 264 | 142 | 129 |
| 2,933 | 2,339 | 594 | Motor Vehicle Theft * | 0 | 13 | 127 | 152 | 146 | 156 | 155 | 221 | 161 | 118 | 151 | 120 | 109 | 409 | 346 | 265 | 163 | 85 | 20 | 11 | 4 | 1 |
| 536 | 264 | 272 | Arson * | 13 | 70 | 93 | 45 | 25 | 26 | 18 | 19 | 14 | 12 | 12 | 17 | 6 | 31 | 28 | 26 | 34 | 21 | 14 | 6 | 3 | 3 |
| 2,559 | 2,419 | 140 | Forgery/Counterfeit | 1 | 3 | 23 | 16 | 41 | 56 | 120 | 137 | 127 | 111 | 118 | 132 | 93 | 441 | 413 | 326 | 221 | 103 | 54 | 14 | 7 | 2 |
| 1,727 | 1,619 | 108 | Fraud | 1 | 5 | 30 | 20 | 31 | 21 | 61 | 76 | 89 | 76 | 68 | 61 | 64 | 271 | 280 | 219 | 151 | 97 | 67 | 22 | 11 | 6 |
| 70 | 67 | 3 | Embezzlement | 0 | 0 | 0 | 0 | 3 | 0 | 5 | 5 | 2 | 1 | 3 | 6 | 1 | 4 | 8 | 8 | 11 | 5 | 3 | 3 | 2 | 0 |
| 595 | 512 | 83 | Stolen Property | 0 | 5 | 19 | 16 | 18 | 25 | 40 | 29 | 23 | 22 | 18 | 18 | 26 | 95 | 79 | 60 | 50 | 36 | 7 | 5 | 3 | 1 |
| 5,220 | 3,004 | 2,216 | Vandalism | 29 | 270 | 627 | 478 | 373 | 439 | 409 | 232 | 190 | 216 | 172 | 143 | 120 | 396 | 262 | 261 | 252 | 149 | 117 | 44 | 24 | 17 |
| 40,832 | 29,782 | 11,050 | TOTAL | 136 | 1,216 | 3,082 | 2,282 | 2,210 | 2,124 | 2,366 | 2,066 | 1,706 | 1,500 | 1,419 | 1,313 | 1,128 | 4,330 | 4,037 | 3,483 | 2,878 | 1,799 | 1,007 | 387 | 203 | 160 |
| BEHAVIORAL CRIMES | | | | | | | | | | | | | | | | | | | | | | | | | |
| 2,201 | 1,933 | 268 | Weapon Laws | 3 | 19 | 54 | 43 | 68 | 81 | 109 | 104 | 98 | 126 | 108 | 102 | 79 | 282 | 270 | 223 | 191 | 113 | 66 | 34 | 20 | 8 |
| 388 | 380 | 8 | Prostitution | 0 | 0 | 1 | 4 | 1 | 2 | 1 | 6 | 7 | 3 | 16 | 14 | 8 | 57 | 66 | 58 | 61 | 37 | 15 | 14 | 11 | 6 |
| 20,968 | 18,545 | 2,423 | Drug Laws | 2 | 82 | 503 | 466 | 616 | 754 | 1,148 | 1,163 | 1,061 | 964 | 870 | 770 | 741 | 2,718 | 2,507 | 2,368 | 2,136 | 1,219 | 588 | 205 | 72 | 15 |
| 9 | 7 | 2 | Gambling | 0 | 0 | 0 | 0 | 0 | 2 | 0 | 0 | 0 | 0 | 1 | 0 | 0 | 0 | 2 | 1 | 0 | 1 | 2 | 0 | 0 | 0 |
| 1,126 | 1,104 | 22 | Crimes Against Family | 1 | 1 | 3 | 3 | 4 | 10 | 33 | 32 | 49 | 36 | 62 | 39 | 51 | 153 | 165 | 142 | 110 | 92 | 57 | 39 | 29 | 15 |
| 21,762 | 21,468 | 294 | D.U.I.I. | 2 | 1 | 14 | 23 | 73 | 181 | 418 | 606 | 583 | 1,009 | 962 | 827 | 852 | 3,185 | 2,743 | 2,660 | 2,778 | 2,004 | 1,354 | 774 | 354 | 359 |
| 18,167 | 13,414 | 4,753 | Liquor Laws | 7 | 41 | 580 | 850 | 1,383 | 1,892 | 3,251 | 3,531 | 2,765 | 630 | 326 | 185 | 112 | 344 | 285 | 418 | 522 | 511 | 338 | 106 | 52 | 38 |
| 7,760 | 6,164 | 1,596 | Disorderly Conduct | 15 | 164 | 480 | 305 | 337 | 295 | 282 | 324 | 313 | 402 | 371 | 294 | 211 | 844 | 729 | 711 | 679 | 495 | 247 | 157 | 63 | 42 |
| 24,802 | 19,639 | 5,163 | All Other | 34 | 340 | 1,217 | 1,097 | 1,281 | 1,194 | 974 | 997 | 872 | 796 | 767 | 706 | 592 | 2,350 | 2,394 | 2,558 | 2,510 | 1,834 | 1,112 | 593 | 290 | 294 |
| 2,429 | 0 | 2,429 | Curfew | 15 | 164 | 650 | 533 | 542 | 525 | 0 | 0 | 0 | 0 | 0 | 0 | 0 | 0 | 0 | 0 | 0 | 0 | 0 | 0 | 0 | 0 |
| 2,638 | 0 | 2,638 | Runaway Juveniles | 16 | 185 | 781 | 716 | 535 | 405 | 0 | 0 | 0 | 0 | 0 | 0 | 0 | 0 | 0 | 0 | 0 | 0 | 0 | 0 | 0 | 0 |
| 102,250 | 82,654 | 19,596 | TOTAL | 95 | 997 | 4,283 | 4,040 | 4,840 | 5,341 | 6,216 | 6,763 | 5,748 | 3,966 | 3,483 | 2,937 | 2,646 | 9,933 | 9,161 | 9,139 | 8,987 | 6,306 | 3,779 | 1,922 | 891 | 777 |
| 164,412 | 130,272 | 34,140 | GRAND TOTAL | 267 | 2,610 | 8,361 | 6,967 | 7,755 | 8,180 | 9,357 | 9,538 | 8,235 | 6,217 | 5,668 | 4,976 | 4,471 | 16,981 | 15,795 | 15,047 | 14,087 | 9,434 | 5,482 | 2,648 | 1,268 | 1,068 |
| 34,672 | 25,472 | 9,200 | * Index Total | 107 | 988 | 2,542 | 1,880 | 1,928 | 1,755 | 1,959 | 1,795 | 1,453 | 1,233 | 1,219 | 1,101 | 946 | 3,613 | 3,418 | 2,980 | 2,577 | 1,608 | 892 | 338 | 182 | 158 |
| 17,791 | 17,198 | 593 | Traffic Crimes | 2 | 3 | 35 | 55 | 176 | 322 | 533 | 698 | 731 | 845 | 784 | 758 | 726 | 2,907 | 2,432 | 2,282 | 1,992 | 1,235 | 633 | 321 | 161 | 160 |
| 6,097 | 5,843 | 254 | Fish & Game Violatlions | 2 | 3 | 1 | 14 | 71 | 163 | 112 | 160 | 162 | 276 | 252 | 227 | 209 | 907 | 770 | 836 | 752 | 517 | 313 | 174 | 85 | 91 |
| 915 | 879 | 36 | Marine Violations | 0 | 1 | 2 | 4 | 12 | 17 | 15 | 20 | 21 | 30 | 36 | 35 | 23 | 125 | 116 | 116 | 122 | 80 | 57 | 39 | 19 | 25 |

(1) Negligent Homicide Arrests include Traffic Death Arrests

NUMBER OF MALE ARRESTS BY AGE - STATE OF OREGON, 2003

| TOTAL ARRESTS | ADULT ARRESTS | JUVENILE ARRESTS | | Under 10 to 13 to | | | | | | | | | | | | | | | | | | 25 to 24 | 30 to 29 | 35 to 34 | 40 to 39 | 45 to 44 | 50 to 49 | 55 to 54 | 60 to 59 | 65 and Over |
|--------------------------------|----------------|------------------|-------------------------|-------------------|--------------|--------------|--------------|--------------|--------------|--------------|--------------|--------------|--------------|--------------|--------------|--------------|---------------|---------------|---------------|---------------|--------------|--------------|--------------|--------------|------------|----------|----------|----------|----------|-------------|
| | | | | 10 | 12 | 14 | 15 | 16 | 17 | 18 | 19 | 20 | 21 | 22 | 23 | 24 | 29 | 34 | 39 | 44 | 49 | | | | | | | | | |
| CRIMES AGAINST PERSONS | | | | | | | | | | | | | | | | | | | | | | | | | | | | | | |
| 87 | 85 | 2 | Willful Murder * | 0 | 0 | 0 | 1 | 0 | 1 | 7 | 8 | 4 | 6 | 3 | 11 | 2 | 13 | 9 | 5 | 5 | 1 | 6 | 2 | 1 | 2 | | | | | |
| 8 | 7 | 1 | Neg. Homicide (1) | 0 | 0 | 0 | 0 | 0 | 1 | 0 | 0 | 0 | 2 | 0 | 0 | 0 | 1 | 2 | 0 | 2 | 0 | 0 | 0 | 0 | 0 | | | | | |
| 325 | 280 | 45 | Forcible Rape * | 0 | 6 | 12 | 5 | 14 | 8 | 19 | 19 | 24 | 14 | 11 | 16 | 15 | 35 | 41 | 27 | 26 | 15 | 9 | 5 | 2 | 2 | | | | | |
| 1,538 | 1,235 | 303 | Other Sex Crime | 5 | 42 | 108 | 53 | 52 | 43 | 80 | 66 | 69 | 59 | 41 | 52 | 60 | 149 | 138 | 142 | 139 | 82 | 53 | 50 | 27 | 28 | | | | | |
| 125 | 115 | 10 | Kidnapping | 0 | 1 | 0 | 3 | 2 | 4 | 5 | 4 | 2 | 8 | 3 | 4 | 5 | 21 | 14 | 18 | 20 | 1 | 7 | 2 | 0 | 1 | | | | | |
| 994 | 818 | 176 | Robbery * | 0 | 8 | 33 | 32 | 49 | 54 | 83 | 80 | 60 | 43 | 56 | 35 | 28 | 115 | 96 | 82 | 83 | 31 | 17 | 3 | 4 | 2 | | | | | |
| 1,950 | 1,599 | 351 | Aggravated Assault * | 2 | 34 | 78 | 64 | 95 | 78 | 85 | 77 | 69 | 80 | 85 | 66 | 63 | 250 | 205 | 171 | 204 | 112 | 83 | 25 | 14 | 10 | | | | | |
| 12,125 | 10,417 | 1,708 | Simple Assault | 23 | 232 | 486 | 294 | 319 | 354 | 341 | 331 | 402 | 390 | 428 | 406 | 420 | 1,639 | 1,617 | 1,460 | 1,335 | 836 | 429 | 212 | 103 | 68 | | | | | |
| 17,152 | 14,556 | 2,596 | TOTAL | 30 | 323 | 717 | 452 | 531 | 543 | 620 | 585 | 630 | 602 | 627 | 590 | 593 | 2,223 | 2,122 | 1,905 | 1,814 | 1,078 | 604 | 299 | 151 | 113 | | | | | |
| CRIMES AGAINST PROPERTY | | | | | | | | | | | | | | | | | | | | | | | | | | | | | | |
| 3,111 | 2,111 | 1,000 | Burglary * | 18 | 93 | 272 | 209 | 230 | 178 | 251 | 160 | 120 | 116 | 119 | 105 | 91 | 290 | 271 | 246 | 191 | 87 | 41 | 15 | 7 | 1 | | | | | |
| 15,273 | 11,291 | 3,982 | Larceny * | 56 | 474 | 1,061 | 807 | 815 | 769 | 909 | 833 | 687 | 573 | 494 | 473 | 429 | 1,511 | 1,418 | 1,301 | 1,113 | 771 | 448 | 164 | 88 | 79 | | | | | |
| 2,339 | 1,882 | 457 | Motor Vehicle Theft * | 0 | 9 | 94 | 111 | 116 | 127 | 119 | 180 | 121 | 93 | 120 | 104 | 85 | 331 | 272 | 218 | 134 | 73 | 17 | 10 | 4 | 1 | | | | | |
| 437 | 202 | 235 | Arson * | 12 | 63 | 79 | 39 | 19 | 23 | 14 | 14 | 11 | 8 | 9 | 13 | 5 | 24 | 17 | 22 | 25 | 20 | 12 | 4 | 2 | 2 | | | | | |
| 1,591 | 1,496 | 95 | Forgery/Counterfeit | 1 | 1 | 15 | 10 | 26 | 42 | 85 | 86 | 92 | 63 | 74 | 80 | 60 | 281 | 245 | 189 | 132 | 58 | 33 | 10 | 6 | 2 | | | | | |
| 1,104 | 1,035 | 69 | Fraud | 0 | 5 | 18 | 12 | 16 | 18 | 41 | 51 | 57 | 51 | 44 | 38 | 41 | 170 | 162 | 140 | 100 | 63 | 53 | 14 | 7 | 3 | | | | | |
| 30 | 28 | 2 | Embezzlement | 0 | 0 | 0 | 0 | 2 | 0 | 4 | 4 | 0 | 0 | 1 | 4 | 0 | 0 | 3 | 3 | 4 | 2 | 2 | 1 | 0 | 0 | | | | | |
| 473 | 408 | 65 | Stolen Property | 0 | 4 | 13 | 13 | 16 | 19 | 34 | 23 | 20 | 16 | 13 | 15 | 22 | 79 | 53 | 52 | 37 | 31 | 5 | 4 | 3 | 1 | | | | | |
| 4,445 | 2,570 | 1,875 | Vandalism | 23 | 212 | 522 | 415 | 314 | 389 | 366 | 196 | 175 | 190 | 155 | 134 | 110 | 330 | 223 | 207 | 200 | 130 | 82 | 39 | 22 | 11 | | | | | |
| 28,803 | 21,023 | 7,780 | TOTAL | 110 | 861 | 2,074 | 1,616 | 1,554 | 1,565 | 1,823 | 1,547 | 1,283 | 1,110 | 1,029 | 966 | 843 | 3,016 | 2,664 | 2,378 | 1,936 | 1,235 | 693 | 261 | 139 | 100 | | | | | |
| BEHAVIORAL CRIMES | | | | | | | | | | | | | | | | | | | | | | | | | | | | | | |
| 2,014 | 1,762 | 252 | Weapon Laws | 3 | 19 | 50 | 42 | 61 | 77 | 102 | 98 | 90 | 116 | 102 | 95 | 72 | 254 | 241 | 200 | 170 | 105 | 61 | 31 | 17 | 8 | | | | | |
| 265 | 262 | 3 | Prostitution | 0 | 0 | 0 | 2 | 0 | 1 | 0 | 5 | 5 | 2 | 15 | 11 | 5 | 42 | 38 | 33 | 38 | 27 | 12 | 12 | 11 | 6 | | | | | |
| 16,096 | 14,252 | 1,844 | Drug Laws | 1 | 61 | 366 | 343 | 482 | 591 | 949 | 947 | 861 | 750 | 693 | 609 | 594 | 2,045 | 1,863 | 1,712 | 1,594 | 918 | 473 | 173 | 59 | 12 | | | | | |
| 9 | 7 | 2 | Gambling | 0 | 0 | 0 | 0 | 0 | 2 | 0 | 0 | 0 | 0 | 1 | 0 | 0 | 0 | 2 | 1 | 0 | 1 | 2 | 0 | 0 | 0 | | | | | |
| 485 | 472 | 13 | Crimes Against Family | 1 | 1 | 0 | 3 | 1 | 7 | 21 | 13 | 23 | 13 | 26 | 13 | 24 | 59 | 77 | 52 | 55 | 31 | 23 | 17 | 17 | 8 | | | | | |
| 17,337 | 17,095 | 242 | D.U.I.I. | 2 | 1 | 13 | 21 | 56 | 149 | 335 | 519 | 486 | 819 | 789 | 677 | 694 | 2,644 | 2,212 | 2,023 | 2,075 | 1,529 | 1,076 | 635 | 288 | 294 | | | | | |
| 13,564 | 10,568 | 2,996 | Liquor Laws | 5 | 23 | 301 | 463 | 912 | 1,292 | 2,456 | 2,704 | 2,177 | 505 | 275 | 152 | 95 | 288 | 224 | 334 | 447 | 445 | 292 | 93 | 47 | 34 | | | | | |
| 6,068 | 4,907 | 1,161 | Disorderly Conduct | 9 | 124 | 331 | 221 | 256 | 220 | 217 | 272 | 248 | 343 | 302 | 244 | 181 | 700 | 558 | 512 | 513 | 400 | 205 | 122 | 53 | 37 | | | | | |
| 18,817 | 15,108 | 3,709 | All Other | 27 | 276 | 845 | 750 | 925 | 886 | 778 | 775 | 648 | 642 | 625 | 573 | 468 | 1,839 | 1,822 | 1,886 | 1,869 | 1,442 | 856 | 445 | 227 | 213 | | | | | |
| 1,561 | 0 | 1,561 | Curfew | 11 | 108 | 379 | 327 | 367 | 369 | 0 | 0 | 0 | 0 | 0 | 0 | 0 | 0 | 0 | 0 | 0 | 0 | 0 | 0 | 0 | 0 | | | | | |
| 1,138 | 0 | 1,138 | Runaway Juveniles | 8 | 74 | 289 | 315 | 247 | 205 | 0 | 0 | 0 | 0 | 0 | 0 | 0 | 0 | 0 | 0 | 0 | 0 | 0 | 0 | 0 | 0 | | | | | |
| 77,354 | 64,433 | 12,921 | TOTAL | 67 | 687 | 2,574 | 2,487 | 3,307 | 3,799 | 4,858 | 5,333 | 4,538 | 3,190 | 2,828 | 2,374 | 2,133 | 7,871 | 7,037 | 6,753 | 6,761 | 4,898 | 3,000 | 1,528 | 719 | 612 | | | | | |
| 123,309 | 100,012 | 23,297 | GRAND TOTAL | 207 | 1,871 | 5,365 | 4,555 | 5,392 | 5,907 | 7,301 | 7,465 | 6,451 | 4,902 | 4,484 | 3,930 | 3,569 | 13,110 | 11,823 | 11,036 | 10,511 | 7,211 | 4,297 | 2,088 | 1,009 | 825 | | | | | |
| 24,516 | 18,268 | 6,248 | * Index Total | 88 | 687 | 1,629 | 1,268 | 1,338 | 1,238 | 1,487 | 1,371 | 1,096 | 933 | 897 | 823 | 718 | 2,569 | 2,329 | 2,072 | 1,781 | 1,110 | 633 | 228 | 122 | 99 | | | | | |
| 14,641 | 14,180 | 461 | Traffic Crimes | 2 | 3 | 23 | 39 | 136 | 258 | 448 | 597 | 601 | 705 | 648 | 649 | 634 | 2,412 | 1,952 | 1,837 | 1,614 | 996 | 532 | 275 | 143 | 137 | | | | | |
| 5,009 | 4,789 | 220 | Fish & Game Violatlions | 2 | 3 | 1 | 11 | 62 | 141 | 91 | 132 | 133 | 226 | 205 | 186 | 171 | 745 | 631 | 685 | 616 | 424 | 256 | 143 | 70 | 75 | | | | | |
| 817 | 784 | 33 | Marine Violations | 0 | 1 | 2 | 4 | 11 | 15 | 13 | 13 | 18 | 24 | 33 | 32 | 21 | 109 | 106 | 104 | 109 | 73 | 52 | 36 | 17 | 24 | | | | | |

(1) Negligent Homicide Arrests include Traffic Death Arrests

NUMBER OF FEMALE ARRESTS BY AGE - STATE OF OREGON, 2003

| TOTAL ARRESTS | ADULT ARRESTS | JUVENILE ARRESTS | | Under 10 to 13 to | | | | | | | | | | | | | | | | | | | 65 and Over | |
|--------------------------------|---------------|------------------|-------------------------|-------------------|------------|--------------|--------------|--------------|--------------|--------------|--------------|--------------|--------------|--------------|--------------|------------|--------------|--------------|--------------|--------------|--------------|--------------|-------------|----------|
| | | | | 10 | 12 | 14 | 15 | 16 | 17 | 18 | 19 | 20 | 21 | 22 | 23 | 24 | 25 to 29 | 30 to 34 | 35 to 39 | 40 to 44 | 45 to 49 | 50 to 54 | | 55 to 59 |
| CRIMES AGAINST PERSONS | | | | | | | | | | | | | | | | | | | | | | | | |
| 16 | 15 | 1 | Willful Murder * | 0 | 0 | 0 | 1 | 0 | 0 | 2 | 1 | 0 | 0 | 0 | 2 | 1 | 1 | 3 | 3 | 0 | 1 | 1 | 0 | 0 |
| 4 | 4 | 0 | Neg. Homicide (1) | 0 | 0 | 0 | 0 | 0 | 0 | 0 | 0 | 0 | 0 | 0 | 0 | 0 | 2 | 1 | 0 | 1 | 0 | 0 | 0 | |
| 6 | 5 | 1 | Forcible Rape * | 0 | 0 | 0 | 1 | 0 | 0 | 0 | 0 | 1 | 0 | 0 | 0 | 0 | 2 | 1 | 0 | 0 | 1 | 0 | 0 | |
| 82 | 59 | 23 | Other Sex Crime | 0 | 2 | 11 | 3 | 5 | 2 | 2 | 3 | 2 | 4 | 4 | 6 | 3 | 11 | 8 | 9 | 2 | 1 | 2 | 2 | |
| 7 | 2 | 5 | Kidnapping | 0 | 2 | 0 | 1 | 2 | 0 | 0 | 0 | 1 | 0 | 0 | 0 | 0 | 0 | 0 | 1 | 0 | 0 | 0 | 0 | |
| 143 | 121 | 22 | Robbery * | 0 | 0 | 3 | 6 | 5 | 8 | 15 | 3 | 6 | 1 | 7 | 4 | 5 | 16 | 18 | 19 | 15 | 8 | 4 | 0 | |
| 490 | 388 | 102 | Aggravated Assault * | 0 | 7 | 33 | 18 | 21 | 23 | 17 | 20 | 14 | 15 | 17 | 14 | 8 | 58 | 50 | 64 | 51 | 31 | 12 | 4 | |
| 3,430 | 2,686 | 744 | Simple Assault | 6 | 63 | 232 | 163 | 141 | 139 | 119 | 97 | 127 | 129 | 111 | 110 | 87 | 405 | 394 | 424 | 339 | 210 | 72 | 34 | |
| 4,178 | 3,280 | 898 | TOTAL | 6 | 74 | 279 | 193 | 174 | 172 | 155 | 124 | 151 | 149 | 139 | 136 | 104 | 495 | 475 | 520 | 408 | 251 | 92 | 40 | |
| CRIMES AGAINST PROPERTY | | | | | | | | | | | | | | | | | | | | | | | | |
| 453 | 318 | 135 | Burglary * | 4 | 15 | 48 | 24 | 24 | 20 | 27 | 24 | 15 | 12 | 21 | 12 | 7 | 39 | 55 | 52 | 31 | 13 | 7 | 3 | |
| 8,355 | 5,838 | 2,517 | Larceny * | 14 | 268 | 782 | 515 | 504 | 434 | 371 | 330 | 278 | 243 | 243 | 226 | 182 | 843 | 877 | 719 | 661 | 432 | 229 | 100 | |
| 594 | 457 | 137 | Motor Vehicle Theft * | 0 | 4 | 33 | 41 | 30 | 29 | 36 | 41 | 40 | 25 | 31 | 16 | 24 | 78 | 74 | 47 | 29 | 12 | 3 | 1 | |
| 99 | 62 | 37 | Arson * | 1 | 7 | 14 | 6 | 6 | 3 | 4 | 5 | 3 | 4 | 3 | 4 | 1 | 7 | 11 | 4 | 9 | 1 | 2 | 2 | |
| 968 | 923 | 45 | Forgery/Counterfeit | 0 | 2 | 8 | 6 | 15 | 14 | 35 | 51 | 35 | 48 | 44 | 52 | 33 | 160 | 168 | 137 | 89 | 45 | 21 | 4 | |
| 623 | 584 | 39 | Fraud | 1 | 0 | 12 | 8 | 15 | 3 | 20 | 25 | 32 | 25 | 24 | 23 | 23 | 101 | 118 | 79 | 51 | 34 | 14 | 8 | |
| 40 | 39 | 1 | Embezzlement | 0 | 0 | 0 | 0 | 1 | 0 | 1 | 1 | 2 | 1 | 2 | 2 | 1 | 4 | 5 | 5 | 7 | 3 | 1 | 2 | |
| 122 | 104 | 18 | Stolen Property | 0 | 1 | 6 | 3 | 2 | 6 | 6 | 6 | 3 | 6 | 5 | 3 | 4 | 16 | 26 | 8 | 13 | 5 | 2 | 1 | |
| 775 | 434 | 341 | Vandalism | 6 | 58 | 105 | 63 | 59 | 50 | 43 | 36 | 15 | 26 | 17 | 9 | 10 | 66 | 39 | 54 | 52 | 19 | 35 | 5 | |
| 12,029 | 8,759 | 3,270 | TOTAL | 26 | 355 | 1,008 | 666 | 656 | 559 | 543 | 519 | 423 | 390 | 390 | 347 | 285 | 1,314 | 1,373 | 1,105 | 942 | 564 | 314 | 126 | |
| BEHAVIORAL CRIMES | | | | | | | | | | | | | | | | | | | | | | | | |
| 187 | 171 | 16 | Weapon Laws | 0 | 0 | 4 | 1 | 7 | 4 | 7 | 6 | 8 | 10 | 6 | 7 | 7 | 28 | 29 | 23 | 21 | 8 | 5 | 3 | |
| 123 | 118 | 5 | Prostitution | 0 | 0 | 1 | 2 | 1 | 1 | 1 | 1 | 2 | 1 | 1 | 3 | 3 | 15 | 28 | 25 | 23 | 10 | 3 | 2 | |
| 4,872 | 4,293 | 579 | Drug Laws | 1 | 21 | 137 | 123 | 134 | 163 | 199 | 216 | 200 | 214 | 177 | 161 | 147 | 673 | 644 | 656 | 542 | 301 | 115 | 32 | |
| 0 | 0 | 0 | Gambling | 0 | 0 | 0 | 0 | 0 | 0 | 0 | 0 | 0 | 0 | 0 | 0 | 0 | 0 | 0 | 0 | 0 | 0 | 0 | 0 | |
| 641 | 632 | 9 | Crimes Against Family | 0 | 0 | 3 | 0 | 3 | 3 | 12 | 19 | 26 | 23 | 36 | 26 | 27 | 94 | 88 | 90 | 55 | 61 | 34 | 22 | |
| 4,425 | 4,373 | 52 | D.U.I.I. | 0 | 0 | 1 | 2 | 17 | 32 | 83 | 87 | 97 | 190 | 173 | 150 | 158 | 541 | 531 | 637 | 703 | 475 | 278 | 139 | |
| 4,603 | 2,846 | 1,757 | Liquor Laws | 2 | 18 | 279 | 387 | 471 | 600 | 795 | 827 | 588 | 125 | 51 | 33 | 17 | 56 | 61 | 84 | 75 | 66 | 46 | 13 | |
| 1,692 | 1,257 | 435 | Disorderly Conduct | 6 | 40 | 149 | 84 | 81 | 75 | 65 | 52 | 65 | 59 | 69 | 50 | 30 | 144 | 171 | 199 | 166 | 95 | 42 | 35 | |
| 5,985 | 4,531 | 1,454 | All Other | 7 | 64 | 372 | 347 | 356 | 308 | 196 | 222 | 224 | 154 | 142 | 133 | 124 | 511 | 572 | 672 | 641 | 392 | 256 | 148 | |
| 868 | 0 | 868 | Curfew | 4 | 56 | 271 | 206 | 175 | 156 | 0 | 0 | 0 | 0 | 0 | 0 | 0 | 0 | 0 | 0 | 0 | 0 | 0 | 0 | |
| 1,500 | 0 | 1,500 | Runaway Juveniles | 8 | 111 | 492 | 401 | 288 | 200 | 0 | 0 | 0 | 0 | 0 | 0 | 0 | 0 | 0 | 0 | 0 | 0 | 0 | 0 | |
| 24,896 | 18,221 | 6,675 | TOTAL | 28 | 310 | 1,709 | 1,553 | 1,533 | 1,542 | 1,358 | 1,430 | 1,210 | 776 | 655 | 563 | 513 | 2,062 | 2,124 | 2,386 | 2,226 | 1,408 | 779 | 394 | |
| 41,103 | 30,260 | 10,843 | GRAND TOTAL | 60 | 739 | 2,996 | 2,412 | 2,363 | 2,273 | 2,056 | 2,073 | 1,784 | 1,315 | 1,184 | 1,046 | 902 | 3,871 | 3,972 | 4,011 | 3,576 | 2,223 | 1,185 | 560 | |
| 10,156 | 7,204 | 2,952 | * Index Total | 19 | 301 | 913 | 612 | 590 | 517 | 472 | 424 | 357 | 300 | 322 | 278 | 228 | 1,044 | 1,089 | 908 | 796 | 498 | 259 | 110 | |
| 3,150 | 3,018 | 132 | Traffic Crimes | 0 | 0 | 12 | 16 | 40 | 64 | 85 | 101 | 130 | 140 | 136 | 109 | 92 | 495 | 480 | 445 | 378 | 239 | 101 | 46 | |
| 1,088 | 1,054 | 34 | Fish & Game Violatlions | 0 | 0 | 0 | 3 | 9 | 22 | 21 | 28 | 29 | 50 | 47 | 41 | 38 | 162 | 139 | 151 | 136 | 93 | 57 | 31 | |
| 98 | 95 | 3 | Marine Violatlions | 0 | 0 | 0 | 0 | 1 | 2 | 2 | 7 | 3 | 6 | 3 | 3 | 2 | 16 | 10 | 12 | 13 | 7 | 5 | 3 | |

(1) Negligent Homicide Arrests include Traffic Death Arrests

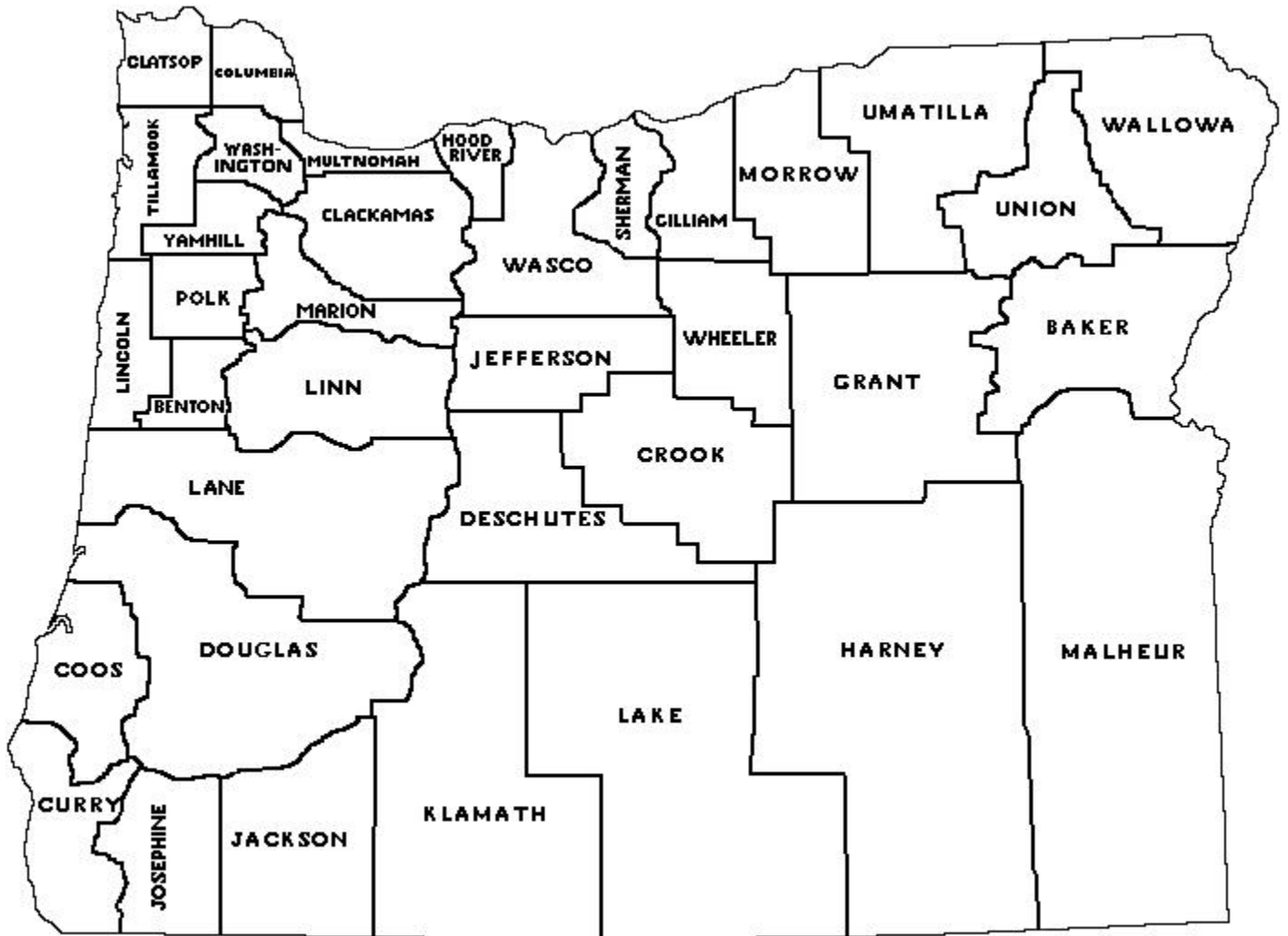
This page is intentionally blank.

NUMBER OF ARRESTS BY RACE – STATE OF OREGON

| TOTAL ARRESTS | ADULT ARRESTS | JUVENILE ARRESTS | | WHITE | | | BLACK | | | NATIVE AMERICAN | | | HISPANIC | | | INDO-CHINESE | | | OTHER ASIAN | | |
|-------------------------------|----------------|------------------|-----------------------|----------------|---------------|----------------|--------------|--------------|--------------|-----------------|------------|--------------|---------------|--------------|---------------|--------------|-----------|-----------|--------------|------------|--------------|
| | | | | Adult | Juven | Total | Adult | Juven | Total | Adult | Juven | Total | Adult | Juven | Total | Adult | Juven | Total | Adult | Juven | Total |
| CRIME AGAINST PERSON | | | | | | | | | | | | | | | | | | | | | |
| 103 | 100 | 3 | Willful Murder * | 64 | 3 | 67 | 16 | - | 16 | - | - | - | 18 | - | 18 | - | - | - | 2 | - | 2 |
| 12 | 11 | 1 | Neg. Homicide(1) | 9 | 1 | 10 | - | - | - | - | - | - | 2 | - | 2 | - | - | - | - | - | - |
| 331 | 285 | 46 | Forcible Rape * | 190 | 41 | 231 | 21 | 1 | 22 | 4 | 1 | 5 | 64 | 3 | 67 | - | - | - | 6 | - | 6 |
| 1,620 | 1,294 | 326 | Other Sex Crime | 1,080 | 282 | 1,362 | 35 | 5 | 40 | 13 | 2 | 15 | 157 | 34 | 191 | 1 | - | 1 | 8 | 3 | 11 |
| 132 | 117 | 15 | Kidnapping | 96 | 14 | 110 | 5 | - | 5 | 2 | - | 2 | 14 | 1 | 15 | - | - | - | - | - | - |
| 1,137 | 939 | 198 | Robbery * | 715 | 124 | 839 | 90 | 39 | 129 | 21 | 7 | 28 | 109 | 25 | 134 | - | - | - | 4 | 3 | 7 |
| 2,440 | 1,987 | 453 | Aggravated Assault * | 1,588 | 350 | 1,938 | 95 | 23 | 118 | 33 | 7 | 40 | 244 | 68 | 312 | 1 | - | 1 | 26 | 5 | 31 |
| 15,555 | 13,103 | 2,452 | Simple Assault | 10,632 | 2,039 | 12,671 | 641 | 139 | 780 | 208 | 31 | 239 | 1,459 | 225 | 1,684 | 12 | 1 | 13 | 151 | 17 | 168 |
| 21,330 | 17,836 | 3,494 | TOTAL | 14,374 | 2,854 | 17,228 | 903 | 207 | 1,110 | 281 | 48 | 329 | 2,067 | 356 | 2,423 | 14 | 1 | 15 | 197 | 28 | 225 |
| CRIME AGAINST PROPERTY | | | | | | | | | | | | | | | | | | | | | |
| 3,564 | 2,429 | 1,135 | Burglary * | 2,153 | 967 | 3,120 | 82 | 45 | 127 | 23 | 16 | 39 | 161 | 93 | 254 | - | 2 | 2 | 10 | 12 | 22 |
| 23,628 | 17,129 | 6,499 | Larceny * | 14,107 | 5,414 | 19,521 | 758 | 216 | 974 | 289 | 159 | 448 | 1,813 | 636 | 2,449 | 12 | 2 | 14 | 150 | 72 | 222 |
| 2,933 | 2,339 | 594 | Motor Vehicle Theft * | 1,950 | 454 | 2,404 | 129 | 37 | 166 | 33 | 13 | 46 | 203 | 69 | 272 | 9 | 6 | 15 | 15 | 15 | 30 |
| 536 | 264 | 272 | Arson * | 237 | 230 | 467 | 11 | 10 | 21 | 4 | 6 | 10 | 6 | 23 | 29 | 1 | - | 1 | 5 | 3 | 8 |
| 2,559 | 2,419 | 140 | Forgery/Counterfeit | 1,928 | 115 | 2,043 | 90 | 11 | 101 | 16 | 1 | 17 | 370 | 13 | 383 | - | - | - | 15 | - | 15 |
| 1,727 | 1,619 | 108 | Fraud | 1,385 | 91 | 1,476 | 74 | 9 | 83 | 10 | 2 | 12 | 136 | 5 | 141 | 2 | - | 2 | 12 | 1 | 13 |
| 70 | 67 | 3 | Embezzlement | 61 | 3 | 64 | 1 | - | 1 | 1 | - | 1 | 2 | - | 2 | - | - | - | 2 | - | 2 |
| 595 | 512 | 83 | Stolen Property | 459 | 74 | 533 | 7 | 1 | 8 | 5 | - | 5 | 36 | 7 | 43 | 2 | - | 2 | 3 | 1 | 4 |
| 5,220 | 3,004 | 2,216 | Vandalism | 2,592 | 1,940 | 4,532 | 82 | 43 | 125 | 32 | 19 | 51 | 255 | 200 | 455 | 5 | 1 | 6 | 38 | 13 | 51 |
| 40,832 | 29,782 | 11,050 | TOTAL | 24,872 | 9,288 | 34,160 | 1,234 | 372 | 1,606 | 413 | 216 | 629 | 2,982 | 1,046 | 4,028 | 31 | 11 | 42 | 250 | 117 | 367 |
| BEHAVIORAL CRIMES | | | | | | | | | | | | | | | | | | | | | |
| 2,201 | 1,933 | 268 | Weapon Laws | 1,668 | 204 | 1,872 | 53 | 6 | 59 | 20 | 6 | 26 | 183 | 45 | 228 | - | - | - | 9 | 7 | 16 |
| 388 | 380 | 8 | Prostitution | 233 | 8 | 241 | 12 | - | 12 | 64 | - | 64 | 69 | - | 69 | - | - | - | 2 | - | 2 |
| 20,968 | 18,545 | 2,423 | Drug Laws | 16,394 | 2,153 | 18,547 | 561 | 60 | 621 | 129 | 37 | 166 | 1,321 | 157 | 1,478 | 14 | - | 14 | 126 | 16 | 142 |
| 9 | 7 | 2 | Gambling | 5 | 2 | 7 | 2 | - | 2 | - | - | - | - | - | - | - | - | - | - | - | - |
| 1,126 | 1,104 | 22 | Crimes Against Family | 976 | 19 | 995 | 24 | 1 | 25 | 10 | - | 10 | 76 | 2 | 78 | - | - | - | 18 | - | 18 |
| 21,762 | 21,468 | 294 | D.U.I.I. | 18,098 | 248 | 18,346 | 286 | 3 | 289 | 233 | 4 | 237 | 2,664 | 35 | 2,699 | 11 | - | 11 | 176 | 4 | 180 |
| 18,167 | 13,414 | 4,753 | Liquor Laws | 12,191 | 4,259 | 16,450 | 244 | 88 | 332 | 193 | 62 | 255 | 614 | 294 | 908 | - | 4 | 4 | 172 | 46 | 218 |
| 7,760 | 6,164 | 1,596 | Disorderly Conduct | 5,293 | 1,197 | 6,490 | 215 | 67 | 282 | 118 | 30 | 148 | 483 | 282 | 765 | 2 | 1 | 3 | 53 | 19 | 72 |
| 24,802 | 19,639 | 5,163 | All Other | 16,838 | 4,587 | 21,425 | 592 | 109 | 701 | 313 | 55 | 368 | 1,771 | 377 | 2,148 | 5 | - | 5 | 120 | 35 | 155 |
| 2,429 | 2,429 | | Curfew | | 2,026 | 2,026 | 72 | 72 | | - | 14 | 14 | 296 | 296 | | - | - | - | - | 21 | 21 |
| 2,638 | 2,638 | | Runaway Juveniles | | 2,097 | 2,097 | 202 | 202 | | - | 60 | 60 | 250 | 250 | | - | 3 | 3 | - | 26 | 26 |
| 102,250 | 82,654 | 19,596 | TOTAL | 71,696 | 16,800 | 88,496 | 1,989 | 608 | 2,597 | 1,080 | 268 | 1,348 | 7,181 | 1,738 | 8,919 | 32 | 8 | 40 | 676 | 174 | 850 |
| 164,412 | 130,272 | 34,140 | GRAND TOTAL | 110,942 | 28,942 | 139,884 | 4,126 | 1,187 | 5,313 | 1,774 | 532 | 2,306 | 12,230 | 3,140 | 15,370 | 77 | 20 | 97 | 1,123 | 319 | 1,442 |
| 34,672 | 25,472 | 9,200 | * Index Total | 21,004 | 7,583 | 28,587 | 1,202 | 371 | 1,573 | 407 | 209 | 616 | 2,618 | 917 | 3,535 | 23 | 10 | 33 | 218 | 110 | 328 |
| 17,791 | 17,198 | 593 | Traffic Crime | 13,913 | 477 | 14,390 | 597 | 5 | 602 | 148 | 7 | 155 | 2,407 | 94 | 2,501 | 18 | 1 | 19 | 115 | 9 | 124 |
| 6,097 | 5,843 | 254 | Fish & Game | 5,387 | 254 | 5,641 | 91 | - | 91 | - | - | - | 365 | - | 365 | - | - | - | - | - | - |
| 915 | 879 | 36 | Marine | 870 | 36 | 906 | - | - | - | - | - | - | 7 | - | 7 | - | - | - | 2 | - | 2 |

(1) Negligent Homicide Arrests include Traffic Death Arrests.

OREGON COUNTY MAP



STATE OF OREGON ARRESTS BY RACE & COUNTY, 2003

| ARREST TOTAL COUNTY | WHITE | BLACK | NATIVE AMERICAN | HISPANIC | INDO - CHINESE | OTHER - ASIAN |
|----------------------------|----------------|--------------|--------------------|---------------|-------------------|------------------|
| 926 BAKER | 893 | 12 | | 20 | | 1 |
| 4,241 BENTON | 4,032 | 91 | 14 | 45 | | 59 |
| 9,106 CLACKAMAS | 7,742 | 334 | 151 | 845 | | 34 |
| 2,618 CLATSOP | 2,484 | 18 | 6 | 102 | | 8 |
| 2,269 COLUMBIA | 2,154 | 25 | 10 | 69 | | 11 |
| 3,061 COOS | 2,931 | 47 | 10 | 67 | | 6 |
| 1,256 CROOK | 1,182 | 3 | 5 | 64 | | 2 |
| 790 CURRY | 769 | 2 | | 15 | | 4 |
| 6,267 DESCHUTES | 5,839 | 41 | 52 | 316 | | 19 |
| 6,885 DOUGLAS | 6,708 | 56 | 18 | 91 | | 12 |
| 149 GILLIAM | 140 | 3 | 3 | 3 | | |
| 257 GRANT | 252 | 2 | | 3 | | |
| 260 HARNEY | 222 | 3 | 31 | 4 | | |
| 953 HOOD RIVER | 769 | 14 | 12 | 158 | | |
| 13,417 JACKSON | 12,967 | 313 | 65 | 25 | | 47 |
| 1,015 JEFFERSON | 555 | 11 | 249 | 200 | | |
| 3,286 JOSEPHINE | 3,185 | 39 | 10 | 47 | | 5 |
| 2,669 KLAMATH | 2,213 | 53 | 234 | 158 | | 11 |
| 186 LAKE | 177 | | | 9 | | |
| 21,620 LANE | 19,435 | 679 | 284 | 1,029 | | 193 |
| 2,494 LINCOLN | 2,414 | 21 | 35 | 19 | | 5 |
| 5,223 LINN | 4,829 | 50 | 14 | 310 | | 20 |
| 2,149 MALHEUR | 1,243 | 26 | 130 | 744 | | 6 |
| 13,707 MARION | 10,142 | 505 | 187 | 2,643 | 16 | 214 |
| 596 MORROW | 404 | 3 | | 189 | | |
| 29,469 MULTNOMAH | 23,180 | 2,038 | 322 | 3,466 | 55 | 408 |
| 2,711 POLK | 2,284 | 45 | 32 | 320 | | 30 |
| 108 SHERMAN | 101 | | 3 | 4 | | |
| 1,282 TILLAMOOK | 1,211 | 12 | 2 | 52 | | 5 |
| 5,113 UMATILLA | 3,634 | 101 | 239 | 1,120 | 3 | 16 |
| 1,428 UNION | 1,323 | 18 | 7 | 60 | | 20 |
| 375 WALLOWA | 355 | | 9 | 10 | | 1 |
| 1,442 WASCO | 1,222 | 13 | 54 | 140 | | 13 |
| 13,310 WASHINGTON | 9,669 | 685 | 71 | 2,589 | 23 | 273 |
| 40 WHEELER | 36 | | | 4 | | |
| 3,734 YAMHILL | 3,188 | 50 | 47 | 430 | | 19 |
| 164,412 STATE TOTAL | 139,884 | 5,313 | 2,306 | 15,370 | 97 | 1,442 |

ARRESTS FOR CRIMES AGAINST PERSONS BY RACE & COUNTY, 2003

| ARREST TOTAL COUNTY | WHITE | BLACK | NATIVE AMERICAN | HISPANIC | INDO - CHINESE | OTHER - ASIAN | |
|------------------------|--------------------|---------------|--------------------|------------|-------------------|------------------|------------|
| 128 BAKER | 123 | 3 | | 2 | | | |
| 297 BENTON | 279 | 11 | | 4 | | 3 | |
| 1,090 CLACKAMAS | 908 | 59 | 21 | 98 | | 4 | |
| 217 CLATSOP | 195 | 5 | 3 | 13 | | 1 | |
| 306 COLUMBIA | 287 | 5 | 1 | 10 | | 3 | |
| 427 COOS | 401 | 11 | 4 | 11 | | | |
| 157 CROOK | 149 | | | 8 | | | |
| 149 CURRY | 146 | | | 2 | | 1 | |
| 728 DESCHUTES | 669 | 12 | 5 | 40 | | 2 | |
| 540 DOUGLAS | 521 | 9 | | 9 | | 1 | |
| 9 GILLIAM | 7 | | 2 | | | | |
| 44 GRANT | 42 | | | 2 | | | |
| 38 HARNEY | 35 | 1 | 2 | | | | |
| 86 HOOD RIVER | 57 | | 12 | 17 | | | |
| 1,363 JACKSON | 1,295 | 47 | 9 | 6 | | 6 | |
| 133 JEFFERSON | 66 | 1 | 27 | 39 | | | |
| 352 JOSEPHINE | 341 | 4 | | 7 | | | |
| 462 KLAMATH | 361 | 14 | 52 | 33 | | 2 | |
| 30 LAKE | 26 | | | 4 | | | |
| 2,270 LANE | 1,963 | 128 | 28 | 137 | | 14 | |
| 391 LINCOLN | 377 | 3 | 7 | 4 | | | |
| 765 LINN | 706 | 5 | 1 | 52 | | 1 | |
| 134 MALHEUR | 81 | 1 | 1 | 50 | | 1 | |
| 1,820 MARION | 1,271 | 89 | 19 | 409 | 2 | 30 | |
| 104 MORROW | 77 | | | 27 | | | |
| 4,979 MULTNOMAH | 3,713 | 470 | 64 | 640 | 9 | 83 | |
| 267 POLK | 212 | 8 | 6 | 39 | | 2 | |
| 15 SHERMAN | 14 | | 1 | | | | |
| 132 TILLAMOOK | 116 | 5 | 1 | 10 | | | |
| 429 UMATILLA | 304 | 8 | 23 | 92 | 2 | | |
| 148 UNION | 136 | 1 | 2 | 5 | | 4 | |
| 27 WALLOWA | 24 | | 3 | | | | |
| 144 WASCO | 121 | 3 | 5 | 15 | | | |
| 2,626 WASHINGTON | 1,792 | 191 | 18 | 558 | 2 | 65 | |
| 2 WHEELER | 2 | | | | | | |
| 521 YAMHILL | 411 | 16 | 12 | 80 | | 2 | |
| 21,330 | STATE TOTAL | 17,228 | 1,110 | 329 | 2,423 | 15 | 225 |

ARRESTS FOR CRIMES AGAINST PROPERTY BY RACE & COUNTY, 2003

| ARREST | | | NATIVE | | INDO - | OTHER - |
|---------------------------|---------------|--------------|------------|--------------|-----------|------------|
| TOTAL COUNTY | WHITE | BLACK | AMERICAN | HISPANIC | CHINESE | ASIAN |
| 178 BAKER | 174 | 3 | | 1 | | |
| 724 BENTON | 682 | 13 | 4 | 9 | | 16 |
| 2,624 CLACKAMAS | 2,165 | 158 | 60 | 238 | | 3 |
| 413 CLATSOP | 396 | 2 | | 15 | | |
| 350 COLUMBIA | 328 | 7 | 2 | 13 | | |
| 418 COOS | 392 | 9 | 1 | 16 | | |
| 172 CROOK | 161 | 2 | 1 | 7 | | 1 |
| 135 CURRY | 130 | | | 3 | | 2 |
| 1,588 DESCHUTES | 1,459 | 10 | 27 | 84 | | 8 |
| 1,467 DOUGLAS | 1,431 | 9 | 3 | 20 | | 4 |
| 9 GILLIAM | 9 | | | | | |
| 25 GRANT | 25 | | | | | |
| 26 HARNEY | 20 | | 3 | 3 | | |
| 129 HOOD RIVER | 65 | 4 | | 60 | | |
| 3,378 JACKSON | 3,251 | 109 | 7 | 5 | | 6 |
| 217 JEFFERSON | 120 | 2 | 67 | 28 | | |
| 641 JOSEPHINE | 612 | 11 | 4 | 12 | | 2 |
| 611 KLAMATH | 484 | 16 | 76 | 34 | | 1 |
| 20 LAKE | 20 | | | | | |
| 4,974 LANE | 4,476 | 139 | 35 | 272 | | 52 |
| 583 LINCOLN | 560 | 4 | 8 | 8 | | 3 |
| 1,307 LINN | 1,214 | 13 | 3 | 69 | | 8 |
| 315 MALHEUR | 177 | 9 | 128 | 1 | | |
| 3,994 MARION | 2,956 | 177 | 61 | 737 | 5 | 58 |
| 76 MORROW | 47 | | | 29 | | |
| 9,670 MULTNOMAH | 7,682 | 629 | 23 | 1,183 | 29 | 124 |
| 431 POLK | 371 | 7 | 5 | 45 | | 3 |
| 22 SHERMAN | 21 | | | 1 | | |
| 201 TILLAMOOK | 194 | | | 7 | | |
| 786 UMATILLA | 553 | 10 | 52 | 171 | | |
| 234 UNION | 221 | 3 | 1 | 9 | | |
| 38 WALLOWA | 38 | | | | | |
| 280 WASCO | 224 | 2 | 22 | 29 | | 3 |
| 4,086 WASHINGTON | 2,890 | 248 | 28 | 841 | 8 | 71 |
| 3 WHEELER | 3 | | | | | |
| 707 YAMHILL | 609 | 10 | 8 | 78 | | 2 |
| 40,832 STATE TOTAL | 34,160 | 1,606 | 629 | 4,028 | 42 | 367 |

ARRESTS FOR BEHAVIORAL CRIMES BY RACE & COUNTY, 2003

| ARREST | | | NATIVE | | INDO - | OTHER - | |
|------------------|--------------------|---------------|--------------|--------------|--------------|-----------|------------|
| TOTAL COUNTY | WHITE | BLACK | AMERICAN | HISPANIC | CHINESE | ASIAN | |
| 620 BAKER | 596 | 6 | | 17 | | 1 | |
| 3,220 BENTON | 3,071 | 67 | 10 | 32 | | 40 | |
| 5,392 CLACKAMAS | 4,669 | 117 | 70 | 509 | | 27 | |
| 1,988 CLATSOP | 1,893 | 11 | 3 | 74 | | 7 | |
| 1,613 COLUMBIA | 1,539 | 13 | 7 | 46 | | 8 | |
| 2,216 COOS | 2,138 | 27 | 5 | 40 | | 6 | |
| 927 CROOK | 872 | 1 | 4 | 49 | | 1 | |
| 506 CURRY | 493 | 2 | | 10 | | 1 | |
| 3,951 DESCHUTES | 3,711 | 19 | 20 | 192 | | 9 | |
| 4,878 DOUGLAS | 4,756 | 38 | 15 | 62 | | 7 | |
| 131 GILLIAM | 124 | 3 | 1 | 3 | | | |
| 188 GRANT | 185 | 2 | | 1 | | | |
| 196 HARNEY | 167 | 2 | 26 | 1 | | | |
| 738 HOOD RIVER | 647 | 10 | | 81 | | | |
| 8,676 JACKSON | 8,421 | 157 | 49 | 14 | | 35 | |
| 665 JEFFERSON | 369 | 8 | 155 | 133 | | | |
| 2,293 JOSEPHINE | 2,232 | 24 | 6 | 28 | | 3 | |
| 1,596 KLAMATH | 1,368 | 23 | 106 | 91 | | 8 | |
| 136 LAKE | 131 | | | 5 | | | |
| 14,376 LANE | 12,996 | 412 | 221 | 620 | | 127 | |
| 1,520 LINCOLN | 1,477 | 14 | 20 | 7 | | 2 | |
| 3,151 LINN | 2,909 | 32 | 10 | 189 | | 11 | |
| 1,700 MALHEUR | 985 | 16 | 1 | 693 | | 5 | |
| 7,893 MARION | 5,915 | 239 | 107 | 1,497 | 9 | 126 | |
| 416 MORROW | 280 | 3 | | 133 | | | |
| 14,820 MULTNOMAH | 11,785 | 939 | 235 | 1,643 | 17 | 201 | |
| 2,013 POLK | 1,701 | 30 | 21 | 236 | | 25 | |
| 71 SHERMAN | 66 | | 2 | 3 | | | |
| 949 TILLAMOOK | 901 | 7 | 1 | 35 | | 5 | |
| 3,898 UMATILLA | 2,777 | 83 | 164 | 857 | 1 | 16 | |
| 1,046 UNION | 966 | 14 | 4 | 46 | | 16 | |
| 310 WALLOWA | 293 | | 6 | 10 | | 1 | |
| 1,018 WASCO | 877 | 8 | 27 | 96 | | 10 | |
| 6,598 WASHINGTON | 4,987 | 246 | 25 | 1,190 | 13 | 137 | |
| 35 WHEELER | 31 | | | 4 | | | |
| 2,506 YAMHILL | 2,168 | 24 | 27 | 272 | | 15 | |
| 102,250 | STATE TOTAL | 88,496 | 2,597 | 1,348 | 8,919 | 40 | 850 |

SECTION 7
STATEWIDE
LAW ENFORCEMENT EMPLOYEES
and
OFFICER ASSAULTED INFORMATION

SPECIAL NOTICE: Due to processing difficulties, officer assault data for several agencies (primarily in Jackson, Marion and Yamhill Counties) is not included in this report. The number of employees is current for 2003.

LAW ENFORCEMENT EMPLOYEES - STATEWIDE - 2003

The number of officers is the number of full time Law Enforcement Officers who are certified, certifiable or in process of being certified by the Oregon Department of Public Safety Standards and Training.

The number of support staff includes full time, non-officer staff such as records, communications and clerical employees.

| | Officers | Support Staff | Total Employees |
|--------------|--------------|---------------|-----------------|
| Male | 4,980 | 405 | 5,385 |
| Female | 540 | 1,627 | 2,167 |
| Total | 5,520 | 2,032 | 7,552 |

Officers per 1,000 population = 1.6
National Average (as of 2003) = 2.3

Total Employees per 1,000 population = 2.1
National Average (as of Oct. 2003) = 3.5

| | | | |
|----------------------|--------------|--------------|--------------|
| Sheriffs Departments | 1,308 | 485 | 1,793 |
| Oregon State Police | 699 | 373 | 1,072 |
| Police Departments | 3,473 | 1,167 | 4,640 |
| O L C C | 40 | 7 | 47 |
| Total | 5,520 | 2,032 | 7,552 |

When compared to 2002, the above numbers represent changes as follows:

- 2.5% decrease in the number of law enforcement officers statewide
- 1.9% decrease in the number of support employees
- 2.3% decrease in the total number of law enforcement employees

LAW ENFORCEMENT EMPLOYEES - HISTORY

| | Officer | Support Staff | Total Employees |
|------|---------|---------------|-----------------|
| 1994 | 5,084 | 1,584 | 6,668 |
| 1995 | 5,218 | 1,784 | 7,002 |
| 1996 | 5,290 | 1,905 | 7,195 |
| 1997 | 5,361 | 1,945 | 7,306 |
| 1998 | 5,455 | 2,118 | 7,573 |
| 1999 | 5,609 | 2,059 | 7,668 |
| 2000 | 5,629 | 2,129 | 7,758 |
| 2001 | 5,634 | 2,199 | 7,833 |
| 2002 | 5,660 | 2,072 | 7,732 |
| 2003 | 5,520 | 2,032 | 7,552 |

LAW ENFORCEMENT EMPLOYEES BY DEPARTMENT / OFFICER ASSAULTS - 2003

| DEPARTMENT | POPULATION | LAW ENFORCEMENT OFFICERS - MALE | LAW ENFORCEMENT OFFICERS - FEMALE | SUPPORT STAFF - MALE | SUPPORT STAFF - FEMALE | TOTAL STAFF | TOTAL OFFICERS ASSAULTED | ASSAULT WITH INJURY | ASSAULT WITHOUT INJURY |
|----------------------|------------|---------------------------------|-----------------------------------|----------------------|------------------------|-------------|--------------------------|---------------------|------------------------|
| O.S.P. - BAKER | | 20 | 2 | 2 | 2 | 26 | 3 | | 3 |
| BAKER CO. SO. | 6,660 | 10 | | 3 | | 19 | | | |
| BAKER CITY PD. | 9,840 | 13 | 2 | | | 15 | | | |
| O.L.C.C. - BAKER | | | | | | | | | |
| | 16,500 | 43 | 4 | 5 | | 60 | 3 | | 3 |
| O.S.P. - BENTON | | 12 | 4 | | 1 | 17 | 6 | 1 | 5 |
| BENTON CO. SO. | 23,240 | 29 | 1 | 1 | 4 | 35 | 1 | | 1 |
| CORVALLIS PD. | 52,950 | 45 | 7 | 6 | 20 | 78 | 15 | 5 | 10 |
| PHILOMATH PD. | 4,310 | 8 | | | 1 | 9 | | | |
| O.L.C.C. - BENTON | | 4 | | | 1 | 5 | | | |
| | 80,500 | 98 | 12 | 7 | 27 | 144 | 22 | 6 | 16 |
| O.S.P. - CLACKAMAS | | 23 | 4 | | 2 | 29 | 6 | | 6 |
| CLACKAMAS CO. SO. | 207,390 | 171 | 21 | 5 | 39 | 236 | 6 | 1 | 5 |
| CANBY PD. | 13,910 | 19 | 3 | | 3 | 25 | 1 | | 1 |
| GLADSTONE PD. | 11,790 | 15 | 1 | 1 | 4 | 21 | | | |
| LAKE OSWEGO PD. | 35,860 | 37 | 2 | 7 | 21 | 67 | 2 | | 2 |
| MILWAUKIE PD. | 20,580 | 29 | 2 | 1 | 4 | 36 | 1 | | 1 |
| MOLALLA PD. | 5,800 | 11 | 1 | | 4 | 16 | | | |
| OREGON CITY PD. | 28,100 | 28 | 4 | 1 | 6 | 39 | 2 | | 2 |
| SANDY PD. | 6,200 | 8 | 1 | | 1 | 10 | 2 | | 2 |
| WEST LINN PD. | 23,820 | 25 | 2 | | 5 | 32 | 1 | | 1 |
| O.L.C.C. - CLACKAMAS | | | | | | | | | |
| | 353,450 | 366 | 41 | 15 | 89 | 511 | 21 | 1 | 20 |
| O.S.P. - CLATSOP | | 12 | 1 | 1 | 1 | 15 | 3 | 1 | 2 |
| CLATSOP CO. SO. | 13,390 | 23 | 3 | | 4 | 30 | 2 | | 2 |
| ASTORIA PD. | 9,890 | 15 | | 3 | 6 | 24 | 4 | 4 | |
| CANNON BEACH PD. | 1,640 | 6 | 1 | | 1 | 8 | 1 | 1 | |
| GEARHART PD. | 1,040 | 3 | | | | 3 | | | |
| SEASIDE PD. | 6,040 | 17 | 1 | 1 | 7 | 26 | 3 | | 3 |
| WARRENTON PD. | 4,300 | 8 | | | 1 | 9 | | | |
| O.L.C.C. - CLATSOP | | 1 | | | | 1 | | | |
| | 36,300 | 85 | 6 | 5 | 20 | 116 | 13 | 6 | 7 |
| O.S.P. - COLUMBIA | | 14 | 1 | | 2 | 17 | 5 | 1 | 4 |
| COLUMBIA CO. SO. | 20,890 | 12 | | | 4 | 16 | | | |
| CLATSKANIE PD. | 1,650 | 4 | | | 1 | 5 | | | |
| COLUMBIA CITY PD. | 1,720 | 1 | | | | 1 | | | |
| RAINIER PD. | 1,750 | 6 | | | 1 | 7 | 3 | 1 | 2 |
| ST. HELENS PD. | 11,250 | 17 | | | 2 | 19 | 1 | | 1 |
| SCAPPOOSE PD. | 5,480 | 8 | | | 1 | 9 | 1 | 1 | |
| VERNONIA PD. | 2,260 | 3 | 1 | | | 4 | | | |
| O.L.C.C. - COLUMBIA | | | | | | | | | |
| | 45,000 | 65 | 2 | | 11 | 78 | 10 | 3 | 7 |
| O.S.P. - COOS | | 22 | | | 3 | 25 | 5 | 1 | 4 |
| COOS CO. SO. | 27,380 | 28 | 2 | 3 | 19 | 52 | | | |
| BANDON PD. | 2,960 | 6 | | | 1 | 7 | | | |
| COOS BAY PD. | 15,650 | 21 | 2 | | 9 | 32 | | | |
| COQUILLE PD. | 4,180 | 6 | | | 1 | 7 | | | |
| MYRTLE POINT PD. | 2,480 | 5 | 1 | | | 6 | 2 | 2 | |
| NORTH BEND PD. | 9,620 | 19 | | 1 | 6 | 26 | 2 | | 2 |
| POWERS PD. | 730 | 2 | | | | 2 | | | |
| O.L.C.C. - COOS | | 1 | | | | 1 | | | |
| | 63,000 | 110 | 5 | 4 | 39 | 158 | 9 | 3 | 6 |
| O.S.P. - CROOK | | 5 | | | | 5 | 1 | | 1 |
| CROOK CO. SO. | 11,800 | 12 | | 1 | 4 | 17 | 1 | | 1 |
| PRINEVILLE PD. | 8,500 | 13 | 2 | 3 | 6 | 24 | | | |
| O.L.C.C. - CROOK | | | | | | | | | |
| | 20,300 | 30 | 2 | 4 | 10 | 46 | 2 | | 2 |

LAW ENFORCEMENT EMPLOYEES BY DEPARTMENT / OFFICER ASSAULTS - 2003

| DEPARTMENT | POPULATION | LAW ENFORCEMENT OFFICERS - MALE | LAW ENFORCEMENT OFFICERS - FEMALE | SUPPORT STAFF - MALE | SUPPORT STAFF - FEMALE | TOTAL STAFF | TOTAL OFFICERS ASSAULTED | ASSAULT WITH INJURY | ASSAULT WITHOUT INJURY | |
|-----------------------|------------|---------------------------------|-----------------------------------|----------------------|------------------------|-------------|--------------------------|---------------------|------------------------|----|
| O.S.P. - CURRY | | 7 | | | | 1 | 8 | 4 | 1 | 3 |
| CURRY CO. SO. | 13,220 | 14 | 1 | 3 | | 5 | 23 | | | |
| BROOKINGS PD. | 5,950 | 12 | 1 | 3 | | 3 | 19 | | | |
| GOLD BEACH PD. | 1,930 | 5 | | | | 2 | 7 | | | |
| O.L.C.C. - CURRY | | | | | | | | | | |
| | 21,100 | 38 | 2 | 6 | | 11 | 57 | 4 | 1 | 3 |
| O.S.P. - DESCHUTES | | 25 | | 7 | | 16 | 48 | 5 | | 5 |
| DESCHUTES CO. SO. | 67,600 | 71 | 2 | 2 | | 15 | 90 | 10 | 6 | 4 |
| BEND PD. | 62,900 | 61 | 9 | 9 | | 15 | 94 | 14 | 6 | 8 |
| BLACK BUTTE PD. | | 6 | | | | 1 | 7 | 9 | 6 | 3 |
| REDMOND PD. | 17,450 | 27 | 3 | 2 | | 7 | 39 | | | |
| O.L.C.C. - DESCHUTES | | 4 | 1 | | | 1 | 6 | | | |
| | 130,500 | 194 | 15 | 20 | | 55 | 284 | 38 | 18 | 20 |
| O.S.P. - DOUGLAS | | 24 | 1 | 1 | | 3 | 29 | 6 | 2 | 4 |
| DOUGLAS CO. SO.* | 61,370 | 69 | 2 | | | 37 | 108 | | | |
| MYRTLE CREEK PD. | 3,480 | 6 | 1 | | | 6 | 13 | | | |
| REEDSPORT PD. | 4,230 | 9 | 2 | 1 | | 4 | 16 | | | |
| ROSEBURG PD. | 20,480 | 31 | 1 | | | 4 | 36 | | | |
| SUTHERLIN PD.* | 7,300 | 11 | 2 | 1 | | 2 | 16 | | | |
| WINSTON PD. | 4,940 | 6 | | | | 1 | 7 | | | |
| O.L.C.C. - DOUGLAS | | 1 | | | | | 1 | | | |
| | 101,800 | 157 | 9 | 3 | | 57 | 226 | 6 | 2 | 4 |
| O.S.P. - GILLIAM | | 5 | | | | | 5 | | | |
| GILLIAM CO. SO. | 1,130 | 5 | | | | 1 | 6 | | | |
| CONDON PD. | 770 | 1 | | | | 1 | 2 | | | |
| O.L.C.C. - GILLIAM | | | | | | | | | | |
| | 1,900 | 11 | | | | 2 | 13 | | | |
| O.S.P. - GRANT | | 7 | | | | | 7 | | | |
| GRANT CO. SO. | 4,710 | 5 | | 1 | | | 6 | | | |
| JOHN DAY PD. | 1,840 | 4 | | 2 | | 3 | 9 | | | |
| PRAIRIE CITY PD. | 1,100 | 2 | | | | | 2 | | | |
| O.L.C.C. - GRANT | | | | | | | | | | |
| | 7,650 | 18 | | 3 | | 3 | 24 | | | |
| O.S.P. - HARNEY | | 4 | 1 | | | | 5 | 1 | | 1 |
| HARNEY CO. SO. | 2,510 | 5 | | | | | 5 | | | |
| BURNS PD. | 3,050 | 5 | | | | 4 | 9 | | | |
| HINES PD. | 1,740 | 3 | | | | 1 | 4 | | | |
| O.L.C.C. - HARNEY | | | | | | | | | | |
| | 7,300 | 17 | 1 | | | 5 | 23 | 1 | | 1 |
| O.S.P. - HOOD RIVER | | 8 | 2 | | | 1 | 11 | | | |
| HOOD RIVER CO. SO. | 14,270 | 18 | | | | 2 | 20 | | | |
| HOOD RIVER PD. | 6,230 | 13 | 1 | | | 3 | 17 | | | |
| O.L.C.C. - HOOD RIVER | | | | | | | | | | |
| | 20,500 | 39 | 3 | | | 6 | 48 | | | |
| O.S.P. - JACKSON | | 28 | 3 | 10 | | 27 | 68 | 2 | 1 | 1 |
| JACKSON CO. SO.* | 61,750 | 43 | 4 | 1 | | 18 | 66 | | | |
| ASHLAND PD.* | 20,430 | 23 | 3 | 1 | | 5 | 32 | | | |
| BUTTE FALLS PD. | 440 | 2 | | | | | 2 | | | |
| CENTRAL POINT PD.* | 14,750 | 20 | 2 | | | 4 | 26 | | | |
| EAGLE POINT PD.* | 6,630 | 9 | | | | 1 | 10 | | | |
| JACKSONVILLE PD. | 2,370 | 4 | | | | 1 | 5 | | | |
| MEDFORD PD.* | 68,080 | 83 | 13 | 8 | | 46 | 150 | | | |
| PHOENIX PD.* | 4,510 | 8 | | 1 | | | 9 | | | |
| ROGUE RIVER PD.* | 1,900 | 5 | | | | 1 | 6 | | | |
| SHADY COVE PD.* | 2,540 | 3 | | | | | 3 | | | |
| TALENT PD.* | 5,700 | 6 | 1 | | | 1 | 8 | | | |
| O.L.C.C. - JACKSON | | 2 | 3 | | | 1 | 6 | | | |
| | 189,100 | 236 | 29 | 21 | | 105 | 391 | 2 | 1 | 1 |

* Due to processing difficulties, officer assault data for the indicated agencies is not included in this report. All other data is complete for 2003.

LAW ENFORCEMENT EMPLOYEES BY DEPARTMENT / OFFICER ASSAULTS - 2003

| DEPARTMENT | POPULATION | LAW ENFORCEMENT OFFICERS - MALE | LAW ENFORCEMENT OFFICERS - FEMALE | SUPPORT STAFF - MALE | SUPPORT STAFF - FEMALE | TOTAL STAFF | TOTAL OFFICERS ASSAULTED | ASSAULT WITH INJURY | ASSAULT WITHOUT INJURY |
|----------------------|------------|---------------------------------|-----------------------------------|----------------------|------------------------|-------------|--------------------------|---------------------|------------------------|
| O.S.P. - JEFFERSON | | 7 | | | | 7 | | 1 | 1 |
| JEFFERSON CO. SO. | 13,690 | 15 | 1 | 2 | | 7 | 25 | | |
| CULVER PD. | 840 | 1 | | | | 1 | | | |
| MADRAS PD. | 5,370 | 9 | | | | 1 | 10 | 1 | 1 |
| O.L.C.C. - JEFFERSON | | | | | | | | | |
| | 19,900 | 32 | 1 | 2 | | 8 | 43 | 2 | 2 |
| O.S.P. - JOSEPHINE | | 20 | 5 | 1 | | 2 | 28 | 7 | 1 |
| JOSEPHINE CO. SO. | 53,880 | 35 | 2 | 1 | | 23 | 61 | 4 | 1 |
| GRANTS PASS PD. | 24,470 | 37 | 2 | 2 | | 21 | 62 | 6 | 3 |
| O.L.C.C. - JOSEPHINE | | | | | | | | | |
| | 78,350 | 92 | 9 | 4 | | 46 | 151 | 17 | 5 |
| O.S.P. - KLAMATH | | 28 | 2 | | | 4 | 34 | 12 | 4 |
| KLAMATH CO. SO. | 42,700 | 30 | 1 | 1 | | 6 | 38 | 2 | 1 |
| KLAMATH FALLS PD. | 20,190 | 39 | 1 | 1 | | 3 | 44 | 13 | 1 |
| MERRILL | 910 | 1 | | | | 1 | 2 | | |
| MALIN | 800 | 1 | | | | 1 | 2 | | |
| O.L.C.C. - KLAMATH | | | | | | | 1 | | |
| | 64,600 | 100 | 4 | 2 | | 15 | 121 | 27 | 6 |
| O.S.P. - LAKE | | 4 | | | | | 4 | | |
| LAKE CO. SO. | 4,920 | 7 | | | | 1 | 8 | 1 | 1 |
| LAKEVIEW PD. | 2,480 | 5 | | | | | 5 | 1 | 1 |
| O.L.C.C. - LAKE | | | | | | | | | |
| | 7,400 | 16 | | | | 1 | 17 | 2 | 2 |
| O.S.P. - LANE | | 48 | 3 | 5 | | 13 | 69 | 7 | 3 |
| LANE CO. SO. | 104,480 | 61 | 4 | 9 | | 42 | 116 | 13 | 8 |
| COBURG PD. | 1,050 | 6 | 1 | | | 1 | 8 | | |
| COTTAGE GROVE PD. | 8,910 | 15 | | 4 | | 3 | 22 | 1 | 1 |
| EUGENE PD. | 143,910 | 147 | 25 | 27 | | 100 | 299 | 21 | 14 |
| FLORENCE PD. | 7,780 | 14 | | | | 8 | 22 | 1 | 1 |
| JUNCTION CITY PD. | 4,870 | 8 | | | | 5 | 13 | | |
| OAKRIDGE PD. | 3,680 | 6 | | 2 | | 3 | 11 | | |
| SPRINGFIELD PD. | 54,720 | 63 | 3 | 5 | | 30 | 101 | 10 | 7 |
| O.L.C.C. - LANE | | | | | | | | | |
| | 329,400 | 368 | 36 | 52 | | 205 | 661 | 53 | 34 |
| O.S.P. - LINCOLN | | 14 | 1 | 1 | | 1 | 17 | 2 | 2 |
| LINCOLN CO. SO. | 24,260 | 24 | 2 | | | 2 | 28 | | |
| LINCOLN CITY | 7,420 | 16 | 2 | 2 | | 7 | 27 | | |
| NEWPORT PD. | 9,740 | 23 | | | | 5 | 28 | 1 | 1 |
| TOLEDO PD. | 3,580 | 7 | 1 | | | 5 | 13 | 2 | 2 |
| O.L.C.C. - LINCOLN | | | | | | | 1 | | |
| | 45,000 | 85 | 6 | 3 | | 20 | 114 | 5 | 5 |
| O.S.P. - LINN | | 14 | 2 | 1 | | 2 | 19 | 10 | 10 |
| LINN CO. SO. | 39,830 | 59 | 5 | 11 | | 21 | 96 | 1 | 1 |
| ALBANY PD. | 43,600 | 47 | 5 | 3 | | 17 | 72 | | |
| LEBANON PD. | 13,140 | 19 | 4 | 1 | | 7 | 31 | | |
| SWEETHOME PD. | 8,330 | 9 | 2 | 1 | | 6 | 18 | 2 | 1 |
| O.L.C.C. - LINN | | | | | | | | | |
| | 104,900 | 148 | 18 | 17 | | 53 | 236 | 13 | 1 |
| O.S.P. - MALHEUR | | 16 | 2 | 1 | | 1 | 20 | 5 | 5 |
| MALHEUR CO. SO. | 17,660 | 14 | | 4 | | 5 | 23 | | |
| NYSSA PD. | 3,170 | 7 | | | | | 7 | | |
| ONTARIO PD. | 11,170 | 22 | 1 | | | 7 | 30 | 1 | 1 |
| O.L.C.C. - MALHEUR | | | | | | | | | |
| | 32,000 | 59 | 3 | 5 | | 13 | 80 | 6 | 6 |

LAW ENFORCEMENT EMPLOYEES BY DEPARTMENT / OFFICER ASSAULTS - 2003

| DEPARTMENT | POPULATION | LAW ENFORCEMENT OFFICERS - MALE | LAW ENFORCEMENT OFFICERS - FEMALE | SUPPORT STAFF - MALE | SUPPORT STAFF - FEMALE | TOTAL STAFF | TOTAL OFFICERS ASSAULTED | ASSAULT WITH INJURY | ASSAULT WITHOUT INJURY | |
|-----------------------------|------------|---------------------------------|-----------------------------------|----------------------|------------------------|-------------|--------------------------|---------------------|------------------------|-----|
| O.S.P. - MARION * | | 98 | 7 | 69 | | 165 | 339 | 21 | 5 | 16 |
| MARION CO. SO. | 87,940 | 70 | 7 | | | 24 | 101 | | | |
| AUMSVILLE PD. | 3,050 | 4 | | | | 1 | 5 | | | |
| AURORA PD. | 660 | 2 | | | | 1 | 3 | | | |
| GERVAIS PD. | 2,110 | 2 | | | | | 2 | | | |
| HUBBARD PD. | 2,700 | 5 | | | | 1 | 6 | | | |
| KEIZER PD. | 34,010 | 34 | 3 | | | 7 | 44 | | | |
| MT. ANGEL PD. | 3,700 | 5 | | | | 1 | 6 | | | |
| SALEM PD. (MARION) | 123,410 | 129 | 15 | 30 | | 88 | 262 | | | |
| SILVERTON PD. | 7,980 | 14 | 1 | | | 1 | 16 | 3 | 2 | 1 |
| STAYTON PD. | 7,300 | 13 | 2 | | | 3 | 18 | | | |
| TURNER PD. | 1,480 | 2 | | | | | 2 | | | |
| WOODBURN PD. | 21,560 | 21 | 2 | 2 | | 6 | 31 | | | |
| O.L.C.C. - MARION | | 3 | | | | | 3 | | | |
| | 295,900 | 402 | 37 | 101 | | 298 | 838 | 24 | 7 | 17 |
| O.S.P. - MORROW | | 2 | | | | | 2 | | | |
| MORROW CO. SO. | 8,670 | 14 | 1 | 2 | | 9 | 26 | | | |
| BOARDMAN PD. | 3,080 | 8 | | 1 | | | 9 | | | |
| O.L.C.C. - MORROW | | | | | | | | | | |
| | 11,750 | 24 | 1 | 3 | | 9 | 37 | | | |
| O.S.P. - MULTNOMAH | | 42 | 6 | 2 | | 8 | 58 | 6 | | 6 |
| MULTNOMAH CO. SO. | 16,160 | 85 | 8 | 4 | | 22 | 119 | 18 | 11 | 7 |
| FAIRVIEW PD. | 8,590 | 10 | | | | 1 | 11 | | | |
| GRESHAM PD. | 93,660 | 100 | 6 | 5 | | 30 | 141 | 14 | 5 | 9 |
| PORTLAND PD. | 545,140 | 844 | 161 | 73 | | 189 | 1,267 | 155 | 61 | 94 |
| PORTLAND AIRPORT PD. | | 41 | 9 | 3 | | 10 | 63 | 1 | 1 | |
| TROUTDALE PD. | 14,300 | 17 | 2 | | | 4 | 23 | | | |
| O.L.C.C. - MULTNOMAH | | 8 | 8 | | | 4 | 20 | | | |
| | 677,850 | 1,147 | 200 | 87 | | 268 | 1,702 | 194 | 78 | 116 |
| O.S.P. - POLK | | 17 | 2 | | | 3 | 22 | 3 | | 3 |
| POLK CO. SO. | 16,150 | 21 | 1 | 2 | | 3 | 27 | | | |
| DALLAS PD. | 13,270 | 17 | 1 | | | 1 | 19 | | | |
| INDEPENDENCE PD. | 6,850 | 13 | | | | 2 | 15 | | | |
| MONMOUTH PD. | 8,200 | 10 | 2 | | | 2 | 14 | | | |
| SALEM PD. (POLK) | 19,530 | 20 | 2 | | | | 22 | | | |
| O.L.C.C. - POLK | | | | | | | | | | |
| | 64,000 | 98 | 8 | 2 | | 11 | 119 | 3 | | 3 |
| O.S.P. - SHERMAN | | | | | | | | | | |
| SHERMAN CO. SO. | 1,850 | 4 | | | | 1 | 5 | | | |
| O.L.C.C. - SHERMAN | | | | | | | | | | |
| | 1,850 | 4 | | | | 1 | 5 | | | |
| O.S.P. - TILLAMOOK | | 13 | 1 | | | 1 | 15 | 3 | 1 | 2 |
| TILLAMOOK CO. SO. | 17,530 | 21 | 3 | | | 2 | 26 | 3 | 2 | 1 |
| GARIBALDI PD. (1 part-time) | 900 | | | | | | | | | |
| MANZANITA DPS. | 820 | 3 | | | | | 3 | | | |
| ROCKAWAY BEACH PD. | 1,300 | 3 | | | | | 3 | | | |
| TILLAMOOK PD. | 4,350 | 7 | 2 | | | 1 | 10 | | | |
| O.L.C.C. - TILLAMOOK | | | | | | | | | | |
| | 24,900 | 47 | 6 | | | 4 | 57 | 6 | 3 | 3 |
| O.S.P. - UMATILLA | | 33 | 3 | 3 | | 4 | 43 | 4 | | 4 |
| UMATILLA CO. SO. | 21,650 | 12 | | 4 | | 14 | 30 | 3 | 1 | 2 |
| ATHENA PD. | 1,270 | 2 | | | | | 2 | | | |
| HERMISTON PD. | 14,540 | 18 | 3 | 2 | | 7 | 30 | | | |
| MILTON FREEWATER PD. | 6,500 | 11 | | | | 6 | 17 | | | |
| PENDLETON PD. | 16,830 | 23 | | | | 3 | 26 | 5 | 1 | 4 |
| PILOT ROCK PD. | 1,540 | 3 | | | | | 3 | | | |
| STANFIELD PD. | 1,980 | 5 | | | | | 5 | | | |
| UMATILLA PD. | 6,070 | 8 | 1 | | | 1 | 10 | | | |
| WESTON | 720 | 1 | | | | | 1 | | | |
| O.L.C.C. - UMATILLA | | 2 | | | | | 2 | | | |
| | 71,100 | 118 | 7 | 9 | | 35 | 169 | 12 | 2 | 10 |

* OSP - Marion includes Oregon State Police Headquarters in Salem.

LAW ENFORCEMENT EMPLOYEES BY DEPARTMENT / OFFICER ASSAULTS - 2003

| DEPARTMENT | POPULATION | LAW ENFORCEMENT OFFICERS - MALE | LAW ENFORCEMENT OFFICERS - FEMALE | SUPPORT STAFF - MALE | SUPPORT STAFF - FEMALE | TOTAL STAFF | TOTAL OFFICERS ASSAULTED | ASSAULT WITH INJURY | ASSAULT WITHOUT INJURY |
|-----------------------|------------|---------------------------------|-----------------------------------|----------------------|------------------------|-------------|--------------------------|---------------------|------------------------|
| O.S.P. - UNION | | 16 | | | | 1 | 17 | 2 | 2 |
| UNION CO. SO. | 10,500 | 7 | 1 | 1 | | 1 | 10 | 1 | |
| ELGIN PD. | 1,650 | 3 | | | | | 3 | | |
| LA GRANDE PD. | 12,500 | 16 | 2 | | | 14 | 32 | 6 | 1 |
| O.L.C.C. - UNION | | | | | | | | | |
| | 24,650 | 42 | 3 | 1 | | 16 | 62 | 9 | 1 |
| O.S.P. - WALLOWA | | 6 | | | | | 6 | 2 | 2 |
| WALLOWA CO. SO. | 5,230 | 8 | | | | 6 | 14 | | |
| ENTERPRISE PD. | 1,920 | 3 | 1 | | | | 4 | | |
| O.L.C.C. - WALLOWA | | | | | | | | | |
| | 7,150 | 17 | 1 | | | 6 | 24 | 2 | 2 |
| O.S.P. - WASCO | | 15 | 2 | | | 2 | 19 | 3 | 1 |
| WASCO CO. SO. | 11,200 | 14 | 2 | | | 3 | 19 | | 2 |
| THE DALLES PD. | 12,350 | 18 | 1 | | | 2 | 21 | 3 | 3 |
| O.L.C.C. - WASCO | | | | | | | | | |
| | 23,550 | 47 | 5 | | | 7 | 59 | 6 | 4 |
| O.S.P. - WASHINGTON | | 17 | 2 | | | 2 | 21 | 2 | 1 |
| WASHINGTON CO. SO. | 195,510 | 174 | 11 | 8 | | 61 | 254 | 23 | 10 |
| BANKS PD. | 1,430 | 3 | | | | | 3 | | |
| BEAVERTON PD. | 79,010 | 103 | 11 | 3 | | 23 | 140 | 9 | 1 |
| CORNELIUS PD. | 10,150 | 12 | | | | 1 | 13 | 2 | 1 |
| FOREST GROVE PD. | 19,130 | 24 | 2 | | | 3 | 29 | 1 | 1 |
| GASTON PD. | 320 | 1 | | | | | 1 | | |
| HILLSBORO PD. | 79,340 | 83 | 21 | 7 | | 31 | 142 | 11 | 5 |
| KING CITY PD. | 2,100 | 4 | | | | | 4 | | |
| NORTH PLAINS PD. | 1,640 | 3 | | | | | 3 | | |
| SHERWOOD PD. | 14,050 | 14 | 2 | 1 | | 2 | 19 | | |
| TIGARD PD. | 45,130 | 54 | 3 | 1 | | 13 | 71 | 8 | 5 |
| TUALATIN PD. | 24,790 | 31 | 2 | | | 5 | 38 | | 3 |
| O.L.C.C. - WASHINGTON | | | | | | | | | |
| | 472,600 | 523 | 54 | 20 | | 141 | 738 | 56 | 24 |
| O.S.P. - WHEELER | | 1 | | | | | 1 | | |
| WHEELER CO. SO. | 1,550 | 3 | | 1 | | | 4 | | |
| O.L.C.C. - WHEELER | | | | | | | | | |
| | 1,550 | 4 | | 1 | | | 5 | | |
| O.S.P. - YAMHILL | | 14 | 2 | | | 1 | 17 | | |
| YAMHILL CO. SO. | 32,990 | 30 | 1 | | | 4 | 35 | | |
| AMITY PD. | 1,480 | 2 | 1 | | | | 3 | | |
| CARLTON PD. | 1,550 | 3 | | | | 1 | 4 | | |
| DUNDEE PD. | 2,890 | 4 | | | | | 4 | | |
| MCMINNVILLE PD. | 28,890 | 27 | 4 | | | 8 | 39 | | |
| NEWBERG PD. | 19,530 | 19 | 3 | 3 | | 8 | 33 | | |
| YAMHILL PD. | 820 | 2 | | | | | 2 | | |
| O.L.C.C. - YAMHILL | | | | | | | | | |
| | 88,150 | 101 | 11 | 3 | | 22 | 137 | | |

LAW ENFORCEMENT OFFICERS ASSAULTED 2003

| TYPE OF ACTIVITY | TOTAL ASSAULTS | KNIFE, OTHER | | OTHER DANGEROUS | HANDS | TWO PERSON | ONE PERSON | DETECTIVE OR SPEC. ASSIGNMENT | | OTHER | | OFFICER ASSAULTS CLEARED | |
|--|----------------|--------------|------------|-----------------|------------|------------|---------------|-------------------------------|----------|----------|-----------|--------------------------|------------|
| | WEAPON | FIREARM | INSTRUMENT | WEAPON | FEET | VEHICLE | VEHICLE ALONE | ASSIST. | ALONE | ASSIST. | ALONE | ASSIST. | |
| RESPONDING TO DISTURBANCE CALLS | 133 | 2 | | 9 | 122 | 18 | 24 | 77 | | 2 | 2 | 10 | 119 |
| BURGLARIES IN PROGRESS/PURSUING | 7 | | | 1 | 6 | | | 7 | | | | | 6 |
| ROBBERIES IN PROGRESS/PURSUING | 1 | | | | 1 | | | 1 | | | | | 1 |
| ATTEMPTING OTHER ARRESTS | 118 | | 1 | 12 | 105 | 21 | 27 | 59 | | 3 | 2 | 6 | 90 |
| CIVIL DISORDER (RIOT, MASS DISOBEDIENCE) | 11 | | | | 11 | 1 | 3 | 5 | 1 | 1 | | | 10 |
| HANDLING, TRANSPORTING PRISONERS | 82 | | | 10 | 72 | 14 | 6 | 22 | | 2 | 6 | 32 | 60 |
| INVESTIGATING SUSPICIOUS PERSON/CIRCUMSTANCE | 32 | | 1 | 3 | 28 | 7 | 7 | 15 | | | 2 | 1 | 24 |
| AMBUSH - NO WARNING | 1 | | | | 1 | | | 1 | | | | | 1 |
| MENTALLY DERANGED | 9 | | | 1 | 8 | 3 | 1 | 5 | | | | | 5 |
| TRAFFIC PURSUITS AND STOPS | 125 | 4 | | 18 | 103 | 15 | 49 | 60 | | | | 1 | 31 |
| ALL OTHER | 41 | 1 | | 3 | 37 | 1 | 9 | 9 | | | 2 | 20 | 35 |
| TOTAL OFFICER ASSAULTS | 560 | 7 | 2 | 57 | 494 | 80 | 126 | 261 | 1 | 8 | 14 | 70 | 382 |
| NUMBER WITH PERSONAL INJURY | 205 | 3 | 1 | 18 | 183 | | | | | | | | |
| NUMBER WITHOUT PERSONAL INJURY | 355 | 4 | 1 | 39 | 311 | | | | | | | | |

| TIME OF ASSAULTS | 12:01 AM | 02:01 AM | 04:01 AM | 06:01 AM | 08:01 AM | 10:01 AM | 12:01 PM | 02:01 PM | 04:01 PM | 06:01 PM | 08:01 PM | 10:01 PM |
|------------------|----------|----------|----------|----------|----------|----------|----------|----------|----------|----------|----------|----------|
| | TO | TO | TO | TO | TO | TO | TO | TO | TO | TO | TO | TO |
| | 02:00 AM | 04:00 AM | 06:00 AM | 08:00 AM | 10:00 AM | 12:00 PM | 02:00 PM | 04:00 PM | 06:00 PM | 08:00 PM | 10:00 PM | 12:00 PM |
| TIME OF ASSAULTS | 77 | 40 | 17 | 11 | 25 | 33 | 36 | 43 | 41 | 63 | 72 | 102 |

| | | |
|------------------------------------|----------------------------|---|
| NUMBER OF LAW ENFORCEMENT OFFICERS | BY FELONIOUS ACT: | 0 |
| KILLED IN THE LINE OF DUTY: | BY ACCIDENT OR NEGLIGENCE: | 0 |

This page is intentionally blank.

SECTION 8
AGENCY SUMMARY
and
DETAIL TABLES

This section provides a detailed report by crime category of the annual crime report information for each department within each county in Oregon, including Traffic Crime, Fish & Game Laws, and Marine Violations.

SPECIAL NOTES:

When counting arrests, only those arrests which are made for an agency's own cases are counted for OUCR purposes. The number of arrests shown in this report will not necessarily agree with the statistics within a department which may show all arrest activity.

Index Crime is summarized at the bottom of the page. The individual crimes that make up the National Crime Index are each identified with an asterisk.

If necessary, Part II Crime totals may be easily determined by subtracting the Index Crime Total from the Grand Total located on the line above. The result of this subtraction equals total Part II Crimes.

Due to statewide economic problems in 2002 and 2003, several law enforcement agencies were unable to provide data for the entire year in 2003. In some cases data had to be estimated in order to provide a full year's report. In a few rare cases, some agencies were unable to provide any data at all for 2003. For those few agencies, 2002 data was repeated for 2003. While this is not ideal, it is still better than creating a false decrease in crime by showing these agencies had no offenses or arrests at all during 2003. Unless otherwise noted, the figures for each agency in this report should be considered to be for 12 full months in 2003.

This page is intentionally blank.

| Population | STATE OF OREGON | | | OREGON STATE POLICE | | | O.L.C.C. | | |
|-------------------------------|-----------------|----------------|----------------|---------------------|---------------|--------------|------------|--------------|---------|
| | Offenses | Arrests | Cleared | Offenses | Arrests | Cleared* | Offenses | Arrests | Cleared |
| | 3,541,500 | | | | | | | | |
| CRIME AGAINST PERSON | | | | | | | | | |
| Willful Murder* | 78 | 103 | 43 | 5 | | | | | |
| Neg. Homicide | 5 | 12 | 2 | | | | | | |
| Forcible Rape* | 1,286 | 331 | 379 | 38 | 12 | | | | |
| Other Sex Crime | 5,867 | 1,620 | 2,137 | 291 | 61 | | | | |
| Kidnapping | 691 | 132 | 367 | 18 | 9 | | | | |
| Robbery* | 2,891 | 1,137 | 877 | 17 | 7 | | | | |
| Aggravated Assault* | 6,620 | 2,440 | 3,262 | 214 | 79 | | | | |
| Simple Assault | 23,677 | 15,555 | 14,416 | 556 | 403 | | | | |
| 2003 TOTAL | 41,115 | 21,330 | 21,483 | 1,139 | 571 | | | | |
| 2002 TOTAL | 40,859 | 19,493 | 21,494 | 1,314 | 694 | | | | |
| CRIME AGAINST PROPERTY | | | | | | | | | |
| Burglary* | 29,261 | 3,564 | 3,126 | 128 | 40 | | | | |
| Larceny* | 125,055 | 23,628 | 23,130 | 527 | 176 | | | | |
| Motor Vehicle Theft* | 19,435 | 2,933 | 2,572 | 147 | 76 | | | | |
| Arson* | 1,609 | 536 | 294 | 204 | 153 | | | | |
| Forgery/Counterfeit | 11,232 | 2,559 | 3,057 | 120 | 109 | | | | |
| Fraud | 13,812 | 1,727 | 3,193 | 64 | 26 | | | | |
| Embezzlement | 587 | 70 | 243 | | 1 | | | | |
| Stolen Property | 850 | 595 | 593 | 32 | 42 | | | | |
| Vandalism | 44,170 | 5,220 | 6,263 | 166 | 129 | | | | |
| 2003 TOTAL | 246,011 | 40,832 | 42,471 | 1,388 | 752 | | | | |
| 2002 TOTAL | 236,471 | 37,576 | 42,925 | 1,655 | 1,086 | | | | |
| BEHAVIORAL CRIMES | | | | | | | | | |
| Weapon Laws | 3,474 | 2,201 | 2,506 | 310 | 315 | | | | |
| Prostitution | 521 | 388 | 275 | 1 | | | | | |
| Drug Laws | 24,425 | 20,968 | 17,285 | 2,467 | 2,965 | | | | |
| Gambling | 16 | 9 | 4 | 4 | | | | | |
| Crimes Against Family | 3,123 | 1,126 | 1,063 | 510 | 498 | | | | |
| D.U.I.I | 24,949 | 21,762 | 20,057 | 4,651 | 4,651 | | | | |
| Liquor Laws | 13,789 | 18,167 | 11,580 | 749 | 1,222 | 910 | 458 | 908 | |
| Disorderly Conduct | 19,924 | 7,760 | 11,332 | 198 | 218 | 13 | 5 | 13 | |
| All Other | 60,782 | 24,802 | 32,064 | 1,226 | 1,038 | 214 | 205 | 213 | |
| Curfew | 3,016 | 2,429 | 2,978 | 19 | 32 | | | | |
| Runaway Juveniles | 11,066 | 2,638 | 6,691 | 16 | 3 | | | | |
| 2003 TOTAL | 165,085 | 102,250 | 105,835 | 10,151 | 10,942 | 1,137 | 668 | 1,134 | |
| 2002 TOTAL | 158,151 | 99,422 | 99,963 | 13,183 | 14,327 | 1,199 | 445 | 1,199 | |
| GRAND TOTAL | 452,211 | 164,412 | 169,789 | 12,678 | 12,265 | 1,137 | 668 | 1,134 | |
| * Index Total | 186,235 | 34,672 | 33,683 | 1,280 | 543 | | | | |
| Traffic Crime | 29,738 | 17,791 | 28,057 | 2,688 | 2,688 | 2,438 | | | |
| Fish and Game Laws | 6,109 | 6,097 | 5,509 | 6,027 | 6,027 | 5,433 | | | |
| Marine Violations | 983 | 915 | 831 | 344 | 344 | 296 | | | |

*Not available

| Population 2003 | Baker County - O.S.P. | | | Baker County Totals 16,500 | | |
|-------------------------------|-----------------------|------------|----------|-------------------------------|------------|------------|
| | Offenses | Arrests | Cleared* | Offenses | Arrests | Cleared |
| CRIME AGAINST PERSON | | | | | | |
| Willful Murder* | | | | | | |
| Neg. Homicide | | | | | | |
| Forcible Rape* | 1 | | | 9 | 2 | 4 |
| Other Sex Crimes | 11 | | | 30 | 7 | 9 |
| Kidnapping | | | | | | |
| Robbery* | | | | 3 | 3 | 2 |
| Aggravated Assault* | 2 | 1 | | 20 | 15 | 14 |
| Simple Assault | 15 | 10 | | 138 | 101 | 93 |
| 2003 TOTAL | 29 | 11 | | 200 | 128 | 122 |
| 2002 TOTAL | 23 | 11 | | 266 | 174 | 177 |
| CRIME AGAINST PROPERTY | | | | | | |
| Burglary* | 2 | 4 | | 84 | 12 | 11 |
| Larceny* | 10 | 5 | | 311 | 73 | 66 |
| Motor Vehicle Theft* | 3 | 4 | | 29 | 23 | 11 |
| Arson* | 4 | 4 | | 14 | 10 | 6 |
| Forgery/Counterfeit | | | | 12 | 5 | 2 |
| Fraud | 1 | | | 152 | 21 | 25 |
| Embezzlement | | | | | | |
| Stolen Property | 1 | 1 | | 1 | 2 | |
| Vandalism | | 3 | | 219 | 32 | 38 |
| 2003 TOTAL | 21 | 21 | | 822 | 178 | 159 |
| 2002 TOTAL | 17 | 22 | | 969 | 189 | 200 |
| BEHAVIORAL CRIMES | | | | | | |
| Weapon Laws | 7 | 11 | | 21 | 14 | 13 |
| Prostitution | | | | | | |
| Drug Laws | 73 | 98 | | 122 | 131 | 43 |
| Gambling | | | | | | |
| Crimes Against Family | 4 | 3 | | 19 | 10 | 11 |
| D.U.I. | 86 | 86 | | 144 | 142 | 58 |
| Liquor Laws | 26 | 50 | | 68 | 99 | 40 |
| Disorderly Conduct | 7 | 10 | | 80 | 55 | 59 |
| All Other | 11 | 10 | | 279 | 149 | 181 |
| Curfew | | 2 | | 7 | 9 | 7 |
| Runaway Juveniles | 1 | | | 8 | 11 | 4 |
| 2003 TOTAL | 215 | 270 | | 748 | 620 | 416 |
| 2002 TOTAL | 212 | 281 | | 682 | 596 | 344 |
| GRAND TOTAL | 265 | 302 | | 1,770 | 926 | 697 |
| * Index Total | 22 | 18 | | 470 | 138 | 114 |
| Traffic Crime | 39 | 39 | 39 | 76 | 62 | 76 |
| Fish and Game Laws | 153 | 153 | 153 | 153 | 153 | 153 |
| Marine Violations | | | | | | |

*Not available

| Population 2003 | Benton County - O.L.C.C. | | | Benton County – O.S.P. | | | Benton County Totals 80,500 | | |
|------------------------|--------------------------|---------|---------|------------------------|---------|----------|--------------------------------|---------|---------|
| | Offenses | Arrests | Cleared | Offenses | Arrests | Cleared* | Offenses | Arrests | Cleared |
| CRIME AGAINST PERSON | | | | | | | | | |
| Willful Murder* | | | | | | | | 1 | |
| Neg. Homicide | | | | | | | 14 | 2 | 9 |
| Forcible Rape* | | | | | | | 83 | 32 | 45 |
| Other Sex Crimes | | | | 9 | | | 16 | 10 | 14 |
| Kidnapping | | | | 1 | | | 31 | 12 | 19 |
| Robbery* | | | | 2 | | | 71 | 34 | 59 |
| Aggravated Assault* | | | | 1 | 1 | | 360 | 206 | 283 |
| Simple Assault | | | | 15 | 11 | | 575 | 297 | 429 |
| 2003 TOTAL | | | | 28 | 12 | | 657 | 410 | 495 |
| 2002 TOTAL | | | | 19 | 11 | | | | |
| CRIME AGAINST PROPERTY | | | | | | | | | |
| Burglary* | | | | 24 | 5 | | 650 | 44 | 103 |
| Larceny* | | | | 184 | 29 | | 2,287 | 316 | 372 |
| Motor Vehicle Theft* | | | | 11 | | | 191 | 35 | 70 |
| Arson* | | | | 6 | 3 | | 32 | 14 | 9 |
| Forgery/Counterfeit | | | | | | | 158 | 36 | 93 |
| Fraud | | | | 5 | 3 | | 367 | 94 | 210 |
| Embezzlement | | | | | | | 6 | 4 | 5 |
| Stolen Property | | | | 1 | | | 21 | 19 | 17 |
| Vandalism | | | | 25 | 18 | | 701 | 162 | 190 |
| 2003 TOTAL | | | | 256 | 58 | | 4,413 | 724 | 1,069 |
| 2002 TOTAL | | | | 158 | 67 | | 3,959 | 804 | 1,137 |
| BEHAVIORAL CRIMES | | | | | | | | | |
| Weapon Laws | | | | 1 | | | 97 | 52 | 86 |
| Prostitution | | | | | | | | | |
| Drug Laws | | | | 71 | 94 | | 475 | 377 | 377 |
| Gambling | | | | | | | 78 | 16 | 48 |
| Crimes Against Family | | | | | | | 453 | 436 | 447 |
| D.U.I.I | | | | 6 | 6 | | 830 | 1,189 | 663 |
| Liquor Laws | 38 | 21 | 38 | 165 | 316 | | 698 | 387 | 562 |
| Disorderly Conduct | | | | 13 | 17 | | 1,633 | 682 | 1,091 |
| All Other | 2 | 2 | 2 | 52 | 34 | | 19 | 15 | 19 |
| Curfew | | | | | | | 174 | 66 | 155 |
| Runaway Juveniles | | | | 1 | | | 4,457 | 3,220 | 3,448 |
| 2003 TOTAL | 40 | 23 | 40 | 309 | 467 | | 4,027 | 2,778 | 2,801 |
| 2002 TOTAL | 51 | 45 | 51 | 362 | 518 | | | | |
| GRAND TOTAL | 40 | 23 | 40 | 593 | 537 | | 9,445 | 4,241 | 4,946 |
| * Index Total | | | | 228 | 38 | | 3,276 | 457 | 641 |
| Traffic Crime | | | | 25 | 25 | 25 | 450 | 339 | 450 |
| Fish and Game Laws | | | | 48 | 48 | 48 | 48 | 48 | 48 |
| Marine Violations | | | | | | | | | |

*Not available

| Population 2003 | Clackamas County Sheriff 207,390 | | | Canby PD 13,910 | | | Estacada PD (Serviced by Clackamas SO) | | | Gladstone PD 11,790 | | |
|-------------------------------|-------------------------------------|--------------|--------------|--------------------|------------|--------------|---|-----------|------------|------------------------|------------|------------|
| | Offenses | Arrests | Cleared | Offenses | Arrests | Cleared | Offenses | Arrests | Cleared | Offenses | Arrests | Cleared |
| CRIME AGAINST PERSON | | | | | | | | | | | | |
| Willful Murder* | 3 | 5 | 3 | | 1 | | | | | 1 | 1 | |
| Neg. Homicide | | | | | | | | | | | | |
| Forcible Rape* | 51 | 11 | 16 | 2 | 2 | 2 | 3 | | | 4 | 1 | 1 |
| Other Sex Crimes | 212 | 64 | 119 | 23 | 6 | 11 | 9 | | 4 | 12 | 4 | 2 |
| Kidnapping | 21 | 2 | 12 | 4 | | 3 | 1 | | | 4 | | 3 |
| Robbery* | 97 | 34 | 35 | 6 | 3 | 4 | 1 | | | 3 | | |
| Aggravated Assault* | 107 | 41 | 66 | 7 | 8 | 5 | 1 | | 1 | 11 | 2 | 5 |
| Simple Assault | 701 | 422 | 610 | 70 | 53 | 83 | 27 | 6 | 21 | 57 | 18 | 49 |
| 2003 TOTAL | 1,192 | 579 | 861 | 112 | 73 | 108 | 42 | 6 | 26 | 92 | 26 | 60 |
| 2002 TOTAL | 1,318 | 701 | 951 | 84 | 51 | 57 | 44 | 17 | 43 | 97 | 34 | 61 |
| CRIME AGAINST PROPERTY | | | | | | | | | | | | |
| Burglary* | 1,213 | 95 | 124 | 59 | 8 | 7 | 22 | 2 | 6 | 89 | 6 | 7 |
| Larceny* | 5,478 | 1,210 | 1,600 | 546 | 158 | 198 | 121 | 9 | 15 | 560 | 52 | 65 |
| Motor Vehicle Theft* | 948 | 110 | 74 | 37 | 13 | 16 | 24 | 3 | 7 | 79 | 10 | 9 |
| Arson* | 21 | 2 | 2 | 11 | 4 | 4 | 1 | 1 | | | | |
| Forgery/Counterfeit | 476 | 55 | 144 | 63 | 9 | 28 | 11 | | 1 | 19 | 5 | 7 |
| Fraud | 1,083 | 52 | 163 | 54 | 11 | 25 | 23 | | 5 | 38 | 1 | 2 |
| Embezzlement | | | | | | | | | | | | |
| Stolen Property | 25 | 17 | 14 | 1 | 2 | 3 | 1 | | 1 | 3 | | 1 |
| Vandalism | 1,320 | 80 | 220 | 217 | 24 | 26 | 30 | 1 | 2 | 242 | 6 | 17 |
| 2003 TOTAL | 10,564 | 1,621 | 2,341 | 988 | 229 | 307 | 233 | 16 | 37 | 1,030 | 80 | 108 |
| 2002 TOTAL | 10,702 | 1,510 | 2,563 | 712 | 111 | 128 | 270 | 21 | 59 | 862 | 54 | 101 |
| BEHAVIORAL CRIMES | | | | | | | | | | | | |
| Weapon Laws | 70 | 37 | 71 | 14 | 11 | 23 | 1 | 3 | 2 | 3 | 1 | 2 |
| Prostitution | 2 | 3 | 3 | | | | | | | | | |
| Drug Laws | 339 | 360 | 321 | 105 | 128 | 161 | 24 | 15 | 27 | 21 | 23 | 21 |
| Gambling | | | | | | | | | | | | |
| Crimes Against Family | 28 | 16 | 20 | 6 | | 5 | | | | 2 | | 2 |
| D.U.I. | 2,296 | 1,013 | 2,296 | 125 | 106 | 125 | 31 | 14 | 31 | 41 | 37 | 41 |
| Liquor Laws | 11 | 109 | 111 | 9 | 86 | 116 | 2 | 5 | 6 | 5 | 22 | 9 |
| Disorderly Conduct | 55 | 60 | 59 | 14 | 11 | 30 | 4 | | 5 | 12 | 9 | 15 |
| All Other | 953 | 354 | 744 | 301 | 157 | 249 | 36 | 9 | 28 | 103 | 50 | 82 |
| Curfew | 62 | 37 | 63 | 35 | 16 | 35 | 6 | 3 | 6 | 20 | 12 | 20 |
| Runaway Juveniles | 310 | 74 | | 55 | 14 | | 10 | 5 | | 21 | 6 | |
| 2003 TOTAL | 4,126 | 2,063 | 3,688 | 664 | 529 | 744 | 114 | 54 | 105 | 228 | 160 | 192 |
| 2002 TOTAL | 4,190 | 2,358 | 3,841 | 455 | 322 | 450 | 113 | 53 | 113 | 303 | 182 | 253 |
| GRAND TOTAL | 15,882 | 4,263 | 6,890 | 1,764 | 831 | 1,159 | 389 | 76 | 168 | 1,350 | 266 | 360 |
| * Index Total | 7,918 | 1,508 | 1,920 | 668 | 197 | 236 | 173 | 15 | 29 | 747 | 72 | 87 |
| Traffic Crime | 1,638 | 370 | 1,638 | 180 | 101 | 180 | 35 | 11 | 35 | 39 | 21 | 39 |
| Fish and Game Laws | 3 | 2 | 3 | | | | | | | | | |
| Marine Violations | 4 | 3 | 4 | | | | 1 | 1 | 1 | | | |

| Population 2003 | Clackamas County - O.L.C.C. | | | Clackamas County - O.S.P. | | | Clackamas County Totals 353,450 | | |
|-------------------------------|-----------------------------|-----------|-----------|---------------------------|------------|----------|------------------------------------|--------------|---------------|
| | Offenses | Arrests | Cleared | Offenses | Arrests | Cleared* | Offenses | Arrests | Cleared |
| CRIME AGAINST PERSON | | | | | | | | | |
| Willful Murder* | | | | | | | 5 | 9 | 4 |
| Neg. Homicide | | | | | | | | | |
| Forcible Rape* | | | | | | | 90 | 20 | 37 |
| Other Sex Crimes | | | | 4 | | | 394 | 109 | 216 |
| Kidnapping | | | | | | | 43 | 4 | 26 |
| Robbery* | | | | | | | 144 | 50 | 54 |
| Aggravated Assault* | | | | 4 | 2 | | 222 | 85 | 130 |
| Simple Assault | | | | 26 | 18 | | 1,447 | 813 | 1,278 |
| 2003 TOTAL | | | | 34 | 20 | | 2,345 | 1,090 | 1,745 |
| 2002 TOTAL | | | | 55 | 24 | | 2,471 | 1,249 | 1,801 |
| CRIME AGAINST PROPERTY | | | | | | | | | |
| Burglary* | | | | 2 | | | 2,137 | 180 | 247 |
| Larceny* | | | | 36 | 6 | | 10,577 | 1,724 | 2,498 |
| Motor Vehicle Theft* | | | | 13 | 3 | | 1,533 | 189 | 235 |
| Arson* | | | | 9 | 3 | | 81 | 20 | 17 |
| Forgery/Counterfeit | | | | 10 | 11 | | 891 | 114 | 286 |
| Fraud | | | | | | | 1,767 | 107 | 281 |
| Embezzlement | | | | | | | 37 | 4 | 7 |
| Stolen Property | | | | | | | 64 | 34 | 48 |
| Vandalism | | | | 8 | 8 | | 3,572 | 252 | 518 |
| 2003 TOTAL | | | | 78 | 31 | | 20,659 | 2,624 | 4,137 |
| 2002 TOTAL | | | | 112 | 79 | | 20,356 | 2,598 | 4,356 |
| BEHAVIORAL CRIMES | | | | | | | | | |
| Weapon Laws | | | | 12 | 15 | | 164 | 90 | 161 |
| Prostitution | | | | | | | 2 | 3 | 3 |
| Drug Laws | | | | 146 | 152 | | 1,015 | 951 | 897 |
| Gambling | | | | | | | | | |
| Crimes Against Family | | | | 21 | 18 | | 92 | 41 | 57 |
| D.U.I.I | | | | 343 | 343 | | 3,613 | 2,123 | 3,270 |
| Liquor Laws | 72 | 40 | 72 | 18 | 22 | | 336 | 743 | 668 |
| Disorderly Conduct | 1 | | 1 | 12 | 11 | | 291 | 187 | 291 |
| All Other | 4 | 4 | 4 | 47 | 30 | | 2,448 | 909 | 1,842 |
| Curfew | | | | 1 | 1 | | 261 | 150 | 261 |
| Runaway Juveniles | | | | | | | 726 | 195 | 184 |
| 2003 TOTAL | 77 | 44 | 77 | 600 | 592 | | 8,948 | 5,392 | 7,634 |
| 2002 TOTAL | 88 | 32 | 88 | 893 | 932 | | 9,372 | 5,958 | 7,799 |
| GRAND TOTAL | 77 | 44 | 77 | 712 | 643 | | 31,952 | 9,106 | 13,516 |
| * Index Total | | | | 64 | 14 | | 14,789 | 2,277 | 3,222 |
| Traffic Crime | | | | 237 | 237 | 237 | 2,944 | 1,235 | 2,944 |
| Fish and Game Laws | | | | 394 | 394 | 394 | 398 | 396 | 398 |
| Marine Violations | | | | 17 | 17 | 17 | 22 | 21 | 22 |

*Not available

| Population | Clatsop County Sheriff | | | Astoria PD | | | Cannon Beach PD | | |
|-------------------------------|------------------------|------------|------------|--------------|------------|--------------|-----------------|-----------|-----------|
| | Offenses | Arrests | Cleared | Offenses | Arrests | Cleared | Offenses | Arrests | Cleared |
| 2003 | 13,390 | | | 9,890 | | | 1,640 | | |
| CRIME AGAINST PERSON | | | | | | | | | |
| Willful Murder* | | | | | | | | | |
| Neg. Homicide | | | | | | | | | |
| Forcible Rape* | 3 | 2 | 2 | 5 | 1 | 3 | | | |
| Other Sex Crimes | 25 | 2 | 4 | 40 | 10 | 26 | | | |
| Kidnapping | 2 | 2 | 1 | 8 | 2 | 6 | | | |
| Robbery* | | | | 9 | 4 | 5 | | | |
| Aggravated Assault* | 5 | 3 | 5 | 12 | 8 | 9 | 1 | 1 | 1 |
| Simple Assault | 75 | 38 | 41 | 112 | 45 | 81 | 6 | 1 | 5 |
| 2003 TOTAL | 110 | 47 | 53 | 186 | 70 | 130 | 7 | 2 | 6 |
| 2002 TOTAL | 104 | 40 | 42 | 182 | 60 | 117 | 7 | 4 | 6 |
| CRIME AGAINST PROPERTY | | | | | | | | | |
| Burglary* | 109 | 19 | 5 | 113 | 21 | 24 | 13 | | |
| Larceny* | 151 | 13 | 6 | 432 | 55 | 59 | 46 | | 1 |
| Motor Vehicle Theft* | 23 | 5 | 4 | 44 | 3 | 30 | 2 | | 1 |
| Arson* | 2 | | | 9 | 1 | 2 | | | |
| Forgery/Counterfeit | 16 | 4 | 7 | 37 | 6 | 12 | | | |
| Fraud | 17 | 4 | 3 | 74 | 10 | 18 | 10 | | |
| Embezzlement | | | | 3 | 1 | 2 | | | |
| Stolen Property | 3 | | | 2 | 1 | 1 | | | |
| Vandalism | 117 | 8 | 12 | 275 | 17 | 22 | 27 | | |
| 2003 TOTAL | 438 | 53 | 37 | 989 | 115 | 170 | 98 | | 2 |
| 2002 TOTAL | 361 | 54 | 39 | 1,028 | 134 | 217 | 98 | 12 | 12 |
| BEHAVIORAL CRIMES | | | | | | | | | |
| Weapon Laws | 6 | 3 | 3 | 13 | 8 | 11 | 3 | 3 | 3 |
| Prostitution | | | | | | | | | |
| Drug Laws | 66 | 74 | 50 | 65 | 41 | 53 | 6 | 3 | 6 |
| Gambling | | | | | | | | | |
| Crimes Against Family | 14 | | | 6 | 4 | 6 | | | |
| D.U.I.I | 78 | 77 | 78 | 134 | 127 | 134 | 8 | 8 | 8 |
| Liquor Laws | 48 | 90 | 47 | 89 | 112 | 89 | 11 | 15 | 11 |
| Disorderly Conduct | 17 | 6 | 10 | 1,042 | 52 | 810 | 1 | | 1 |
| All Other | 235 | 114 | 96 | 709 | 101 | 537 | 11 | 1 | 4 |
| Curfew | 4 | 2 | 4 | 16 | 15 | 16 | | | |
| Runaway Juveniles | 25 | 8 | 14 | 55 | 13 | 38 | | | |
| 2003 TOTAL | 493 | 374 | 302 | 2,129 | 473 | 1,694 | 40 | 30 | 33 |
| 2002 TOTAL | 435 | 302 | 295 | 1,728 | 491 | 1,419 | 49 | 73 | 42 |
| GRAND TOTAL | 1,041 | 474 | 392 | 3,304 | 658 | 1,994 | 145 | 32 | 41 |
| * Index Total | 293 | 42 | 22 | 624 | 93 | 132 | 62 | 1 | 3 |
| Traffic Crime | 207 | 186 | 207 | | | | 6 | 4 | 6 |
| Fish and Game Laws | 10 | 10 | 10 | | | | | | |
| Marine Violations | 38 | 37 | 38 | | | | | | |

| Population 2003 | Gearhart PD 1,040 | | | Seaside PD 6,040 | | | Warrenton PD 4,300 | | |
|-------------------------------|----------------------|-----------|-----------|---------------------|------------|------------|-----------------------|------------|------------|
| | Offenses | Arrests | Cleared | Offenses | Arrests | Cleared | Offenses | Arrests | Cleared |
| CRIME AGAINST PERSON | | | | | | | | | |
| Willful Murder* | | | | | | | | | |
| Neg. Homicide | | | | | | | | | |
| Forcible Rape* | | | | 5 | 1 | 2 | 2 | 2 | 1 |
| Other Sex Crimes | | | | 17 | 4 | 6 | 7 | 4 | 5 |
| Kidnapping | | | | | | | | | |
| Robbery* | | | | 6 | | | 3 | 1 | 2 |
| Aggravated Assault* | | | | 17 | 15 | 13 | 1 | 1 | 1 |
| Simple Assault | 3 | 3 | 3 | 59 | 30 | 36 | 49 | 28 | 28 |
| 2003 TOTAL | 3 | 3 | 3 | 104 | 50 | 57 | 62 | 36 | 37 |
| 2002 TOTAL | | | | 94 | 55 | 54 | 34 | 18 | 20 |
| CRIME AGAINST PROPERTY | | | | | | | | | |
| Burglary* | 12 | 2 | 4 | 91 | 10 | 8 | 36 | 9 | 3 |
| Larceny* | 9 | 1 | | 406 | 84 | 76 | 170 | 51 | 43 |
| Motor Vehicle Theft* | | 3 | | 11 | 6 | 2 | 13 | 8 | 5 |
| Arson* | | | | 6 | 1 | 1 | | | |
| Forgery/Counterfeit | | | | 13 | 3 | 2 | 17 | 6 | 5 |
| Fraud | | | | 35 | 3 | 5 | 12 | | |
| Embezzlement | | | | 1 | | | | | |
| Stolen Property | | | | 3 | 5 | 3 | 6 | 6 | 6 |
| Vandalism | 1 | 1 | | 247 | 32 | 22 | 2 | | |
| 2003 TOTAL | 22 | 7 | 4 | 813 | 144 | 119 | 256 | 80 | 62 |
| 2002 TOTAL | 26 | | 1 | 811 | 147 | 120 | 249 | 75 | 61 |
| BEHAVIORAL CRIMES | | | | | | | | | |
| Weapon Laws | 1 | 1 | 1 | 8 | 7 | 7 | | | |
| Prostitution | | | | | | | | | |
| Drug Laws | 11 | 10 | 11 | 55 | 48 | 52 | 27 | 27 | 22 |
| Gambling | | | | | | | | | |
| Crimes Against Family | | | | 4 | 3 | 1 | 3 | 1 | 1 |
| D.U.I.I | 13 | 13 | 13 | 63 | 59 | 63 | 28 | 25 | 28 |
| Liquor Laws | 11 | 22 | 11 | 79 | 181 | 76 | 13 | 23 | 13 |
| Disorderly Conduct | 1 | 1 | 1 | 123 | 112 | 91 | 16 | 16 | 15 |
| All Other | 10 | 8 | 9 | 165 | 186 | 136 | 128 | 38 | 37 |
| Curfew | | | | 55 | 47 | 55 | | | |
| Runaway Juveniles | | | | 35 | 14 | 28 | 23 | 22 | 21 |
| 2003 TOTAL | 47 | 55 | 46 | 587 | 657 | 509 | 238 | 152 | 137 |
| 2002 TOTAL | 41 | 46 | 41 | 543 | 597 | 468 | 197 | 115 | 111 |
| GRAND TOTAL | 72 | 65 | 53 | 1,504 | 851 | 685 | 556 | 268 | 236 |
| * Index Total | 21 | 6 | 4 | 542 | 117 | 102 | 225 | 72 | 55 |
| Traffic Crime | 8 | 8 | 8 | 123 | 85 | 123 | 24 | 16 | 24 |
| Fish and Game Laws | | | | | | | | | |
| Marine Violations | | | | 1 | 1 | 1 | | | |

| Population 2003 | Clatsop County - O.L.C.C. | | | Clatsop County - O.S.P. | | | Clatsop County Totals 36,300 | | |
|------------------------|---------------------------|---------|---------|-------------------------|---------|----------|---------------------------------|---------|---------|
| | Offenses | Arrests | Cleared | Offenses | Arrests | Cleared* | Offenses | Arrests | Cleared |
| CRIME AGAINST PERSON | | | | | | | | | |
| Willful Murder* | | | | | | | | | |
| Neg. Homicide | | | | | | | | | |
| Forcible Rape* | | | | 2 | | | 17 | 6 | 8 |
| Other Sex Crimes | | | | 9 | 3 | | 98 | 23 | 41 |
| Kidnapping | | | | | | | 10 | 4 | 7 |
| Robbery* | | | | 1 | | | 19 | 5 | 7 |
| Aggravated Assault* | | | | 3 | 1 | | 39 | 29 | 29 |
| Simple Assault | | | | 5 | 5 | | 309 | 150 | 194 |
| 2003 TOTAL | | | | 20 | 9 | | 492 | 217 | 286 |
| 2002 TOTAL | | | | 37 | 16 | | 458 | 193 | 239 |
| CRIME AGAINST PROPERTY | | | | | | | | | |
| Burglary* | | | | 1 | | | 375 | 61 | 44 |
| Larceny* | | | | 5 | 1 | | 1,219 | 205 | 185 |
| Motor Vehicle Theft* | | | | 4 | | | 97 | 25 | 42 |
| Arson* | | | | 10 | 5 | | 27 | 7 | 3 |
| Forgery/Counterfeit | | | | | | | 83 | 19 | 26 |
| Fraud | | | | | | | 148 | 17 | 26 |
| Embezzlement | | | | | 1 | | 4 | 2 | 2 |
| Stolen Property | | | | 2 | 2 | | 16 | 14 | 10 |
| Vandalism | | | | 4 | 5 | | 673 | 63 | 56 |
| 2003 TOTAL | | | | 26 | 14 | | 2,642 | 413 | 394 |
| 2002 TOTAL | | | | 26 | 17 | | 2,599 | 439 | 450 |
| BEHAVIORAL CRIMES | | | | | | | | | |
| Weapon Laws | | | | 4 | 5 | | 35 | 27 | 25 |
| Prostitution | | | | | | | | | |
| Drug Laws | | | | 47 | 37 | | 277 | 240 | 194 |
| Gambling | | | | | | | | | |
| Crimes Against Family | | | | 26 | 14 | | 53 | 22 | 8 |
| D.U.I.I | | | | 106 | 106 | | 430 | 415 | 324 |
| Liquor Laws | | 2 | 2 | 52 | 55 | | 305 | 498 | 249 |
| Disorderly Conduct | | | | 3 | 9 | | 1,203 | 196 | 928 |
| All Other | | 1 | 1 | 46 | 20 | | 1,305 | 469 | 820 |
| Curfew | | | | | | | 75 | 64 | 75 |
| Runaway Juveniles | | | | | | | 138 | 57 | 101 |
| 2003 TOTAL | | 3 | 3 | 284 | 246 | | 3,821 | 1,988 | 2,724 |
| 2002 TOTAL | | 29 | 29 | 596 | 780 | | 3,618 | 2,416 | 2,405 |
| GRAND TOTAL | | 3 | 3 | 330 | 269 | | 6,955 | 2,618 | 3,404 |
| * Index Total | | | | 26 | 7 | | 1,793 | 338 | 318 |
| Traffic Crime | | | | 49 | 49 | 49 | 417 | 348 | 417 |
| Fish and Game Laws | | | | 597 | 597 | 597 | 607 | 607 | 607 |
| Marine Violations | | | | 44 | 44 | 44 | 83 | 82 | 83 |

*Not available

| Population 2003 | Columbia County Sheriff* 20,890 | | | Clatskanie PD* 1,650 | | | Columbia City PD 1,720 | | |
|-------------------------------|------------------------------------|------------|------------|-------------------------|------------|------------|---------------------------|---------|---------|
| | Offenses | Arrests | Cleared | Offenses | Arrests | Cleared | Offenses | Arrests | Cleared |
| CRIME AGAINST PERSON | | | | | | | | | |
| Willful Murder* | | | | | | | | | |
| Neg. Homicide | | | | | | | | | |
| Forcible Rape* | | | | | | | | | |
| Other Sex Crimes | 44 | 4 | 7 | 3 | 1 | 3 | | | |
| Kidnapping | 8 | 2 | 3 | | | | | | |
| Robbery* | | | | 1 | | | | | |
| Aggravated Assault* | | | | | | | | | |
| Simple Assault | 120 | 62 | 41 | 10 | 10 | 10 | | | |
| 2003 TOTAL | 172 | 68 | 51 | 14 | 11 | 13 | | | |
| 2002 TOTAL | 172 | 68 | 51 | 14 | 11 | 13 | 1 | | |
| CRIME AGAINST PROPERTY | | | | | | | | | |
| Burglary* | 126 | 30 | 16 | 10 | 3 | 4 | | | |
| Larceny* | 194 | 2 | 8 | 42 | 22 | 19 | | | |
| Motor Vehicle Theft* | 60 | 12 | 14 | 2 | | | | | |
| Arson* | 6 | 4 | 2 | 1 | | | | | |
| Forgery/Counterfeit | 12 | | 2 | 1 | 1 | 1 | | | |
| Fraud | 42 | | 6 | 2 | 1 | 1 | | | |
| Embezzlement | | | | | | | | | |
| Stolen Property | | | | | | | | | |
| Vandalism | 88 | 2 | 4 | 14 | 3 | 4 | | | |
| 2003 TOTAL | 528 | 50 | 52 | 72 | 30 | 29 | | | |
| 2002 TOTAL | 528 | 50 | 52 | 72 | 30 | 29 | 24 | | 1 |
| BEHAVIORAL CRIMES | | | | | | | | | |
| Weapon Laws | 24 | 8 | 11 | 1 | | | | | |
| Prostitution | | | | | | | | | |
| Drug Laws | 34 | 28 | 14 | 35 | 25 | 35 | | | |
| Gambling | | | | | | | | | |
| Crimes Against Family | 18 | 2 | 4 | 2 | | | | | |
| D.U.I.I | 40 | 38 | 20 | 38 | 36 | 38 | | | |
| Liquor Laws | 16 | 40 | 7 | 21 | 26 | 21 | | | |
| Disorderly Conduct | 352 | 66 | 99 | 45 | 26 | 38 | | | |
| All Other | 186 | 32 | 45 | 132 | 75 | 128 | | | |
| Curfew | | | | 1 | 1 | 1 | | | |
| Runaway Juveniles | 38 | | 18 | 6 | 6 | 6 | | | |
| 2003 TOTAL | 708 | 214 | 218 | 281 | 195 | 267 | | | |
| 2002 TOTAL | 708 | 214 | 218 | 281 | 195 | 267 | 5 | 1 | 3 |
| GRAND TOTAL | 1,408 | 332 | 321 | 367 | 236 | 309 | | | |
| * Index Total | 386 | 48 | 40 | 56 | 25 | 23 | | | |
| Traffic Crime | 20 | 16 | 10 | 13 | 7 | 13 | | | |
| Fish and Game Laws | 4 | 2 | 2 | | | | | | |
| Marine Violations | 184 | 152 | 92 | | | | | | |

*Did not report in 2003. 2002 data shown.

*Did not report in 2003. 2002 data shown.

| | Population | | | Columbia County - O.L.C.C. | | | Columbia County - O.S.P. | | | Columbia County Totals | | |
|------------------------|------------|---------|---------|----------------------------|---------|---------|--------------------------|---------|----------|------------------------|---------|---------|
| | Offenses | Arrests | Cleared | Offenses | Arrests | Cleared | Offenses | Arrests | Cleared* | Offenses | Arrests | Cleared |
| 2003 | 2,260 | | | | | | | | | 45,000 | | |
| CRIME AGAINST PERSON | | | | | | | | | | | | |
| Willful Murder* | | | | | | | | | | | | |
| Neg. Homicide | | | | | | | | | | | | |
| Forcible Rape* | | | | | | | | | | 8 | 8 | 3 |
| Other Sex Crimes | 1 | 1 | | | | | 1 | | | 103 | 21 | 37 |
| Kidnapping | | | | | | | 1 | 1 | | 14 | 4 | 7 |
| Robbery* | | | | | | | | | | 7 | 3 | 3 |
| Aggravated Assault* | | | | | | | 5 | 4 | | 17 | 14 | 5 |
| Simple Assault | 8 | 8 | 2 | | | | 16 | 13 | | 285 | 256 | 155 |
| 2003 TOTAL | 9 | 9 | 2 | | | | 23 | 18 | | 434 | 306 | 210 |
| 2002 TOTAL | 15 | 16 | | | | | 26 | 13 | | 424 | 284 | 196 |
| CRIME AGAINST PROPERTY | | | | | | | | | | | | |
| Burglary* | 3 | 5 | | | | | 3 | 3 | | 266 | 70 | 42 |
| Larceny* | 44 | 11 | 4 | | | | 4 | 3 | | 756 | 125 | 110 |
| Motor Vehicle Theft* | 1 | | | | | | 4 | 7 | | 114 | 27 | 22 |
| Arson* | | 2 | | | | | 5 | 3 | | 27 | 19 | 11 |
| Forgery/Counterfeit | 3 | 1 | 1 | | | | 2 | 4 | | 78 | 16 | 13 |
| Fraud | 2 | | | | | | | | | 121 | 19 | 57 |
| Embezzlement | | | | | | | | | | | | |
| Stolen Property | | 1 | | | | | 1 | 2 | | 5 | 5 | 3 |
| Vandalism | 25 | 9 | | | | | 2 | 4 | | 350 | 69 | 54 |
| 2003 TOTAL | 78 | 29 | 5 | | | | 21 | 26 | | 1,717 | 350 | 312 |
| 2002 TOTAL | 112 | 30 | 6 | | | | 23 | 9 | | 1,722 | 365 | 361 |
| BEHAVIORAL CRIMES | | | | | | | | | | | | |
| Weapon Laws | 2 | | | | | | 13 | 9 | | 76 | 44 | 41 |
| Prostitution | | | | | | | | | | | | |
| Drug Laws | 3 | 8 | | | | | 44 | 45 | | 371 | 251 | 253 |
| Gambling | | | | | | | | | | 1 | | 1 |
| Crimes Against Family | 2 | | | | | | 22 | 20 | | 49 | 24 | 7 |
| D.U.I.I | 3 | 3 | 3 | | | | 77 | 77 | | 322 | 297 | 225 |
| Liquor Laws | | 16 | | 15 | 8 | 15 | 19 | 18 | | 243 | 330 | 215 |
| Disorderly Conduct | | 2 | | | | | 9 | 10 | | 480 | 172 | 200 |
| All Other | 39 | 16 | 5 | | | | 30 | 33 | | 977 | 432 | 651 |
| Curfew | 1 | | 1 | | | | 1 | 1 | | 75 | 50 | 74 |
| Runaway Juveniles | 7 | | 2 | | | | 1 | 1 | | 114 | 13 | 40 |
| 2003 TOTAL | 57 | 45 | 11 | 15 | 8 | 15 | 216 | 214 | | 2,708 | 1,613 | 1,707 |
| 2002 TOTAL | 68 | 81 | 15 | 10 | 2 | 10 | 241 | 260 | | 2,789 | 1,641 | 1,794 |
| GRAND TOTAL | 144 | 83 | 18 | 15 | 8 | 15 | 260 | 258 | | 4,859 | 2,269 | 2,229 |
| * Index Total | 48 | 18 | 4 | | | | 21 | 20 | | 1,195 | 266 | 196 |
| Traffic Crime | 6 | 3 | 6 | | | | 44 | 44 | 44 | 490 | 376 | 480 |
| Fish and Game Laws | | | | | | | 254 | 254 | 254 | 258 | 256 | 256 |
| Marine Violations | | | | | | | 15 | 15 | 15 | 199 | 167 | 107 |

*Not available

| | Coos County Sheriff* | | | Bandon PD | | | Coos Bay PD | | |
|------------------------|----------------------|---------|---------|-----------|---------|---------|-------------|---------|---------|
| | Offenses | Arrests | Cleared | Offenses | Arrests | Cleared | Offenses | Arrests | Cleared |
| Population | 28,110 | | | 2,960 | | | 15,650 | | |
| 2003 | | | | | | | | | |
| CRIME AGAINST PERSON | | | | | | | | | |
| Willful Murder* | | | | | | | | | |
| Neg. Homicide | | | | | | | | | |
| Forcible Rape* | | | | 1 | | 1 | 10 | 5 | 3 |
| Other Sex Crimes | 47 | 2 | 1 | 4 | 1 | 3 | 32 | 10 | 5 |
| Kidnapping | | | | | | | | | |
| Robbery* | 2 | 7 | | | | | 5 | 4 | 3 |
| Aggravated Assault* | 5 | 4 | 3 | | | | 8 | 11 | 6 |
| Simple Assault | 96 | 60 | 12 | 6 | 10 | 6 | 172 | 149 | 128 |
| 2003 TOTAL | 150 | 73 | 16 | 11 | 11 | 10 | 227 | 179 | 145 |
| 2002 TOTAL | 153 | 73 | 16 | 18 | 19 | 11 | 245 | 175 | 163 |
| CRIME AGAINST PROPERTY | | | | | | | | | |
| Burglary* | 247 | 19 | 6 | 16 | 3 | | 126 | 19 | 18 |
| Larceny* | 331 | 22 | 4 | 77 | 1 | 7 | 453 | 136 | 116 |
| Motor Vehicle Theft* | 80 | 9 | 4 | 4 | 2 | 1 | 44 | 7 | 11 |
| Arson* | 5 | | | | | | 4 | 1 | 3 |
| Forgery/Counterfeit | 13 | 5 | 1 | 4 | | 1 | 25 | 5 | 4 |
| Fraud | 39 | | | 18 | | 3 | 47 | 8 | 17 |
| Embezzlement | 5 | | | | | | | 1 | |
| Stolen Property | | | | | | | | | |
| Vandalism | 247 | 7 | 4 | 47 | 1 | | 245 | 14 | 34 |
| 2003 TOTAL | 967 | 62 | 19 | 166 | 7 | 12 | 944 | 191 | 203 |
| 2002 TOTAL | 967 | 62 | 19 | 206 | 11 | 28 | 936 | 231 | 226 |
| BEHAVIORAL CRIMES | | | | | | | | | |
| Weapon Laws | | 4 | | | | | 8 | 13 | 6 |
| Prostitution | | | | | | | | | |
| Drug Laws | | 28 | | 8 | 3 | 6 | 85 | 112 | 73 |
| Gambling | | | | | | | | | |
| Crimes Against Family | 369 | 2 | 18 | | | | 141 | 4 | 7 |
| D.U.I.I | 45 | 45 | 19 | 25 | 25 | 25 | 108 | 82 | 108 |
| Liquor Laws | 2 | 124 | | 2 | | 2 | 98 | 262 | 97 |
| Disorderly Conduct | 130 | 12 | 2 | | 3 | | 51 | 47 | 46 |
| All Other | 984 | 38 | 13 | 23 | 26 | 6 | 196 | 107 | 104 |
| Curfew | | | | | | | 9 | 7 | 9 |
| Runaway Juveniles | 154 | | 1 | 6 | 1 | 4 | 93 | 67 | 72 |
| 2003 TOTAL | 1,684 | 253 | 53 | 64 | 58 | 43 | 789 | 701 | 522 |
| 2002 TOTAL | 1,684 | 257 | 53 | 92 | 76 | 47 | 734 | 620 | 473 |
| GRAND TOTAL | 2,801 | 388 | 88 | 241 | 76 | 65 | 1,960 | 1,071 | 870 |
| * Index Total | 670 | 61 | 17 | 98 | 6 | 9 | 650 | 183 | 160 |
| Traffic Crime | 63 | 43 | 26 | 9 | 3 | 9 | 62 | 29 | 62 |
| Fish and Game Laws | 2 | 2 | 1 | | | | | | |
| Marine Violations | 7 | 7 | 3 | | | | | | |

*Did not report in 2003. 2002 data shown.

| Population 2003 | Coquille PD 4,180 | | | Myrtle Point PD 2,480 | | | North Bend PD* 9,620 | | |
|-------------------------------|----------------------|------------|-----------|--------------------------|------------|------------|-------------------------|------------|------------|
| | Offenses | Arrests | Cleared | Offenses | Arrests | Cleared | Offenses | Arrests | Cleared |
| CRIME AGAINST PERSON | | | | | | | | | |
| Willful Murder* | | | | | | | | | |
| Neg. Homicide | | | | | | | | | |
| Forcible Rape* | | | | 2 | 1 | 1 | | | |
| Other Sex Crimes | 8 | 3 | 1 | 1 | | | 18 | 6 | 4 |
| Kidnapping | | | | 1 | 1 | 1 | | | |
| Robbery* | | | | | | | | 2 | |
| Aggravated Assault* | | | | 2 | 1 | 1 | 2 | | |
| Simple Assault | 38 | 26 | 5 | 22 | 20 | 19 | 454 | 76 | 76 |
| 2003 TOTAL | 46 | 29 | 6 | 28 | 23 | 22 | 474 | 84 | 80 |
| 2002 TOTAL | 46 | 22 | 23 | 20 | 19 | 16 | 132 | 76 | 38 |
| CRIME AGAINST PROPERTY | | | | | | | | | |
| Burglary* | 20 | 3 | | 11 | 5 | 4 | 102 | 6 | 6 |
| Larceny* | 72 | 11 | 1 | 30 | 7 | 5 | 360 | 70 | 54 |
| Motor Vehicle Theft* | 5 | 2 | | 2 | 5 | 1 | 16 | 4 | 2 |
| Arson* | | | | | | | 6 | 6 | 2 |
| Forgery/Counterfeit | 3 | | | 1 | 1 | 1 | 22 | 4 | 6 |
| Fraud | 8 | | | 2 | | | 60 | 2 | 4 |
| Embezzlement | | | | | | | | | |
| Stolen Property | 1 | | | | 2 | | 6 | 4 | 2 |
| Vandalism | 56 | 2 | | 15 | 7 | 5 | 310 | 8 | 8 |
| 2003 TOTAL | 165 | 18 | 1 | 61 | 27 | 16 | 882 | 104 | 84 |
| 2002 TOTAL | 151 | 26 | 19 | 65 | 18 | 15 | 659 | 94 | 38 |
| BEHAVIORAL CRIMES | | | | | | | | | |
| Weapon Laws | 2 | | | 1 | 1 | 1 | 2 | 6 | |
| Prostitution | | | | 1 | 1 | 1 | | | |
| Drug Laws | 27 | 17 | 6 | 5 | 6 | 5 | 46 | 102 | 12 |
| Gambling | | | | | | | | | |
| Crimes Against Family | | | | 1 | | 1 | 14 | | |
| D.U.I. | 40 | 38 | 40 | 43 | 41 | 43 | 100 | 94 | 100 |
| Liquor Laws | 15 | 19 | 4 | 20 | 38 | 19 | 10 | 110 | 6 |
| Disorderly Conduct | 5 | 5 | 3 | 10 | 11 | 10 | 394 | 12 | 16 |
| All Other | 119 | 60 | 7 | 20 | 11 | 12 | 670 | 94 | 32 |
| Curfew | 8 | 6 | 8 | | | | 18 | 8 | 18 |
| Runaway Juveniles | 35 | 1 | | | | | 18 | 18 | |
| 2003 TOTAL | 251 | 146 | 68 | 101 | 109 | 92 | 1,272 | 444 | 184 |
| 2002 TOTAL | 175 | 73 | 70 | 95 | 104 | 86 | 1,275 | 369 | 106 |
| GRAND TOTAL | 462 | 193 | 75 | 190 | 159 | 130 | 2,628 | 632 | 348 |
| * Index Total | 97 | 16 | 1 | 47 | 19 | 12 | 486 | 88 | 64 |
| Traffic Crime | 12 | 8 | 12 | 15 | 7 | 15 | 60 | 30 | 60 |
| Fish and Game Laws | | | | | | | | | |
| Marine Violations | | | | | | | | | |

*Full year estimate based on 6 months reported.

| Population 2003 | Coos County - O.L.C.C. | | | Coos County - O.S.P. | | | Coos County Totals 63,000 | | |
|-------------------------------|------------------------|----------|-----------|----------------------|------------|----------|------------------------------|--------------|--------------|
| | Offenses | Arrests | Cleared | Offenses | Arrests | Cleared* | Offenses | Arrests | Cleared |
| CRIME AGAINST PERSON | | | | | | | | | |
| Willful Murder* | | | | | | | 14 | 7 | 5 |
| Neg. Homicide | | | | | | | 116 | 24 | 14 |
| Forcible Rape* | | | | 1 | 1 | | 1 | 2 | 1 |
| Other Sex Crimes | | | | 6 | 2 | | 7 | 13 | 3 |
| Kidnapping | | | | | 1 | | 22 | 19 | 10 |
| Robbery* | | | | 5 | 3 | | 817 | 362 | 246 |
| Aggravated Assault* | | | | 29 | 21 | | 977 | 427 | 279 |
| Simple Assault | | | | 41 | 28 | | 644 | 409 | 267 |
| 2003 TOTAL | | | | 30 | 25 | | | | |
| 2002 TOTAL | | | | | | | | | |
| CRIME AGAINST PROPERTY | | | | | | | | | |
| Burglary* | | | | | | | 522 | 55 | 34 |
| Larceny* | | | | 2 | 1 | | 1,325 | 248 | 187 |
| Motor Vehicle Theft* | | | | | | | 151 | 29 | 19 |
| Arson* | | | | 3 | 3 | | 18 | 10 | 5 |
| Forgery/Counterfeit | | | | 2 | 2 | | 70 | 17 | 13 |
| Fraud | | | | 1 | 1 | | 175 | 11 | 24 |
| Embezzlement | | | | | | | 5 | 1 | |
| Stolen Property | | | | | | | 7 | 6 | 2 |
| Vandalism | | | | 4 | 2 | | 924 | 41 | 51 |
| 2003 TOTAL | | | | 12 | 9 | | 3,197 | 418 | 335 |
| 2002 TOTAL | | | | 32 | 20 | | 3,016 | 462 | 345 |
| BEHAVIORAL CRIMES | | | | | | | | | |
| Weapon Laws | | | | 13 | 13 | | 26 | 37 | 7 |
| Prostitution | | | | | | | 1 | 1 | 1 |
| Drug Laws | | | | 118 | 140 | | 289 | 408 | 102 |
| Gambling | | | | | | | | | |
| Crimes Against Family | | | | 12 | 8 | | 537 | 14 | 26 |
| D.U.I. | | | | 250 | 250 | | 611 | 575 | 335 |
| Liquor Laws | 14 | 6 | 14 | 24 | 35 | | 185 | 594 | 142 |
| Disorderly Conduct | | | | 8 | 9 | | 598 | 99 | 77 |
| All Other | 2 | 1 | 2 | 44 | 43 | | 2,058 | 380 | 176 |
| Curfew | | | | | | | 35 | 21 | 35 |
| Runaway Juveniles | | | | | | | 306 | 87 | 77 |
| 2003 TOTAL | 16 | 7 | 16 | 469 | 498 | | 4,646 | 2,216 | 978 |
| 2002 TOTAL | 2 | | 2 | 572 | 602 | | 4,629 | 2,101 | 837 |
| GRAND TOTAL | 16 | 7 | 16 | 522 | 535 | | 8,820 | 3,061 | 1,592 |
| * Index Total | | | | 11 | 8 | | 2,059 | 381 | 263 |
| Traffic Crime | | | | 77 | 77 | 77 | 298 | 197 | 261 |
| Fish and Game Laws | | | | 115 | 115 | 115 | 117 | 117 | 116 |
| Marine Violations | | | | 4 | 4 | 4 | 11 | 11 | 7 |

*Not available

| Population 2003 | Crook County - O.S.P. | | | Crook County Totals 20,300 | | |
|-------------------------------|-----------------------|------------|----------|-------------------------------|--------------|--------------|
| | Offenses | Arrests | Cleared* | Offenses | Arrests | Cleared |
| CRIME AGAINST PERSON | | | | | | |
| Willful Murder* | | | | | | |
| Neg. Homicide | | | | | | |
| Forcible Rape* | 1 | 1 | | 9 | 1 | |
| Other Sex Crimes | 1 | 1 | | 72 | 23 | 19 |
| Kidnapping | | | | 3 | | 2 |
| Robbery* | | | | | 1 | |
| Aggravated Assault* | | | | 124 | 90 | 88 |
| Simple Assault | 4 | 3 | | 81 | 42 | 27 |
| 2003 TOTAL | 6 | 5 | | 289 | 157 | 136 |
| 2002 TOTAL | 19 | 13 | | 239 | 117 | 111 |
| CRIME AGAINST PROPERTY | | | | | | |
| Burglary* | | | | 210 | 20 | 15 |
| Larceny* | 3 | 1 | | 531 | 89 | 66 |
| Motor Vehicle Theft* | 1 | | | 44 | 2 | 8 |
| Arson* | | 1 | | 16 | 3 | 3 |
| Forgery/Counterfeit | 1 | | | 26 | 4 | 7 |
| Fraud | 1 | 1 | | 39 | 9 | 7 |
| Embezzlement | | | | 1 | | |
| Stolen Property | | | | 10 | 6 | 5 |
| Vandalism | 1 | | | 341 | 39 | 38 |
| 2003 TOTAL | 7 | 3 | | 1,218 | 172 | 149 |
| 2002 TOTAL | 7 | 6 | | 966 | 149 | 159 |
| BEHAVIORAL CRIMES | | | | | | |
| Weapon Laws | 4 | 4 | | 36 | 17 | 21 |
| Prostitution | | | | | | |
| Drug Laws | 16 | 19 | | 158 | 80 | 69 |
| Gambling | | | | | | |
| Crimes Against Family | 2 | 2 | | 49 | 9 | 8 |
| D.U.I.I | 46 | 46 | | 247 | 235 | 201 |
| Liquor Laws | 7 | 9 | | 125 | 165 | 94 |
| Disorderly Conduct | 1 | 2 | | 332 | 112 | 138 |
| All Other | 22 | 13 | | 1,124 | 260 | 289 |
| Curfew | 2 | 4 | | 50 | 43 | 48 |
| Runaway Juveniles | | | | 122 | 6 | 22 |
| 2003 TOTAL | 100 | 99 | | 2,243 | 927 | 890 |
| 2002 TOTAL | 78 | 83 | | 1,411 | 672 | 672 |
| GRAND TOTAL | 113 | 107 | | 3,750 | 1,256 | 1,175 |
| * Index Total | 5 | 3 | | 934 | 206 | 180 |
| Traffic Crime | 37 | 37 | 37 | 158 | 99 | 158 |
| Fish and Game Laws | 65 | 65 | 65 | 65 | 65 | 65 |
| Marine Violations | 1 | 1 | 1 | 1 | 1 | 1 |

*Not available

| Population 2003 | Curry County - O.L.C.C. | | | Curry County - O.S.P. | | | Curry County Totals 21,100 | | |
|------------------------|-------------------------|---------|---------|-----------------------|---------|----------|-------------------------------|---------|---------|
| | Offenses | Arrests | Cleared | Offenses | Arrests | Cleared* | Offenses | Arrests | Cleared |
| CRIME AGAINST PERSON | | | | | | | | | |
| Willful Murder* | | | | | | | 1 | 1 | 1 |
| Neg. Homicide | | | | | | | | | |
| Forcible Rape* | | | | 1 | 1 | | 2 | 2 | |
| Other Sex Crimes | | | | 1 | 1 | | 22 | 15 | 10 |
| Kidnapping | | | | | | | 1 | | |
| Robbery* | | | | | | | 4 | 2 | 1 |
| Aggravated Assault* | | | | 2 | 3 | | 25 | 18 | 10 |
| Simple Assault | | | | 8 | 7 | | 138 | 111 | 67 |
| 2003 TOTAL | | | | 12 | 12 | | 193 | 149 | 89 |
| 2002 TOTAL | | | | 28 | 20 | | 245 | 170 | 98 |
| CRIME AGAINST PROPERTY | | | | | | | | | |
| Burglary* | | | | | | | 113 | 28 | 16 |
| Larceny* | | | | 11 | 2 | | 344 | 67 | 52 |
| Motor Vehicle Theft* | | | | 2 | 2 | | 36 | 10 | 5 |
| Arson* | | | | 1 | 1 | | 5 | 1 | 1 |
| Forgery/Counterfeit | | | | | | | 23 | 4 | |
| Fraud | | | | | | | 54 | 3 | 5 |
| Embezzlement | | | | | | | | | |
| Stolen Property | | | | | | | 3 | 2 | 1 |
| Vandalism | | | | 4 | 1 | | 181 | 20 | 16 |
| 2003 TOTAL | | | | 18 | 6 | | 759 | 135 | 96 |
| 2002 TOTAL | | | | 32 | 16 | | 655 | 141 | 81 |
| BEHAVIORAL CRIMES | | | | | | | | | |
| Weapon Laws | | | | 5 | 6 | | 11 | 12 | 4 |
| Prostitution | | | | | | | | | |
| Drug Laws | | | | 32 | 39 | | 84 | 135 | 39 |
| Gambling | | | | | | | | | |
| Crimes Against Family | | | | 2 | 1 | | 12 | 8 | 3 |
| D.U.I.I | | | | 48 | 48 | | 153 | 142 | 105 |
| Liquor Laws | 6 | 3 | 6 | 4 | 6 | | 32 | 71 | 22 |
| Disorderly Conduct | | | | 2 | 1 | | 31 | 29 | 15 |
| All Other | | | | 12 | 9 | | 199 | 104 | 55 |
| Curfew | | | | | | | 4 | 4 | 4 |
| Runaway Juveniles | | | | | | | 26 | 1 | 9 |
| 2003 TOTAL | 6 | 3 | 6 | 105 | 110 | | 552 | 506 | 256 |
| 2002 TOTAL | 3 | | 3 | 320 | 364 | | 765 | 722 | 226 |
| GRAND TOTAL | 6 | 3 | 6 | 135 | 128 | | 1,504 | 790 | 441 |
| * Index Total | | | | 17 | 9 | | 530 | 129 | 86 |
| Traffic Crime | | | | 37 | 37 | 37 | 94 | 66 | 94 |
| Fish and Game Laws | | | | 94 | 94 | 94 | 94 | 94 | 94 |
| Marine Violations | | | | 2 | 2 | 2 | 2 | 2 | 2 |

*Not available

| Population 2003 | Sunriver PD (Pop. Fluctuates - Resort area) | | | Deschutes County - O.L.C.C. | | | Deschutes County - O.S.P. | | | Deschutes County Totals 130,500 | | |
|------------------------|--|---------|---------|-----------------------------|---------|---------|---------------------------|---------|----------|------------------------------------|---------|---------|
| | Offenses | Arrests | Cleared | Offenses | Arrests | Cleared | Offenses | Arrests | Cleared* | Offenses | Arrests | Cleared |
| CRIME AGAINST PERSON | | | | | | | | | | | | |
| Willful Murder* | | | | | | | | | | | | |
| Neg. Homicide | | | | | | | | | | | | |
| Forcible Rape* | | | | | | | 2 | 1 | | 29 | 9 | 10 |
| Other Sex Crimes | | | | | | | 18 | | | 136 | 55 | 55 |
| Kidnapping | | | | | | | | | | 22 | 9 | 19 |
| Robbery* | | | | | | | | | | 42 | 31 | 26 |
| Aggravated Assault* | 1 | 1 | 1 | | | | 2 | 2 | | 137 | 91 | 96 |
| Simple Assault | 2 | 1 | 2 | | | | 18 | 11 | | 729 | 533 | 552 |
| 2003 TOTAL | 3 | 2 | 3 | | | | 40 | 14 | | 1,095 | 728 | 758 |
| 2002 TOTAL | 6 | 4 | 3 | | | | 32 | 18 | | 1,201 | 770 | 821 |
| CRIME AGAINST PROPERTY | | | | | | | | | | | | |
| Burglary* | 11 | 1 | | | | | 3 | 2 | | 1,059 | 223 | 187 |
| Larceny* | 76 | 4 | 12 | | | | 9 | 10 | | 4,174 | 773 | 811 |
| Motor Vehicle Theft* | 3 | 3 | 2 | | | | 8 | 6 | | 427 | 121 | 144 |
| Arson* | | | | | | | 6 | 4 | | 50 | 29 | 16 |
| Forgery/Counterfeit | 1 | 1 | 1 | | | | 4 | 7 | | 336 | 98 | 99 |
| Fraud | 1 | | 1 | | | | | | | 359 | 60 | 104 |
| Embezzlement | | | | | | | | | | | | |
| Stolen Property | | 1 | | | | | 2 | 1 | | 28 | 35 | 21 |
| Vandalism | 41 | | 5 | | | | 4 | 5 | | 2,072 | 249 | 329 |
| 2003 TOTAL | 133 | 10 | 21 | | | | 36 | 35 | | 8,505 | 1,588 | 1,711 |
| 2002 TOTAL | 130 | 24 | 22 | | | | 42 | 23 | | 8,157 | 1,439 | 1,567 |
| BEHAVIORAL CRIMES | | | | | | | | | | | | |
| Weapon Laws | | | | | | | 10 | 10 | | 128 | 76 | 110 |
| Prostitution | | | | | | | | | | | | |
| Drug Laws | 13 | 7 | 13 | | | | 105 | 121 | | 827 | 702 | 667 |
| Gambling | | | | | | | | | | | 1 | |
| Crimes Against Family | | | | | | | 17 | 18 | | 55 | 32 | 20 |
| D.U.I.I | 20 | 20 | 20 | | | | 235 | 235 | | 993 | 942 | 758 |
| Liquor Laws | 23 | 35 | 22 | 33 | 30 | 33 | 27 | 46 | | 397 | 617 | 362 |
| Disorderly Conduct | 1 | 1 | 1 | 1 | | 1 | 6 | 5 | | 487 | 255 | 342 |
| All Other | 81 | 8 | 65 | 1 | 2 | 1 | 57 | 61 | | 2,048 | 1,168 | 1,362 |
| Curfew | | | | | | | | | | 43 | 25 | 43 |
| Runaway Juveniles | | | | | | | | | | 180 | 133 | 145 |
| 2003 TOTAL | 138 | 71 | 121 | 35 | 32 | 35 | 457 | 496 | | 5,158 | 3,951 | 3,809 |
| 2002 TOTAL | 90 | 49 | 61 | 17 | 11 | 17 | 416 | 398 | | 5,936 | 4,080 | 4,032 |
| GRAND TOTAL | 274 | 83 | 145 | 35 | 32 | 35 | 533 | 545 | | 14,758 | 6,267 | 6,278 |
| * Index Total | 91 | 9 | 15 | | | | 30 | 25 | | 5,918 | 1,277 | 1,290 |
| Traffic Crime | 9 | 9 | 9 | | | | 208 | 208 | 208 | 990 | 689 | 990 |
| Fish and Game Laws | | | | | | | 171 | 171 | 171 | 172 | 172 | 172 |
| Marine Violations | | | | | | | 13 | 13 | 13 | 64 | 62 | 64 |

*Not available

| | Douglas County Sheriff 61,370 | | | Myrtle Creek PD 3,480 | | | Oakland PD (Serviced by S.O.) | | | Reedsport PD 4,230 | | |
|------------------------|----------------------------------|---------|---------|--------------------------|---------|---------|----------------------------------|---------|---------|-----------------------|---------|---------|
| | Offenses | Arrests | Cleared | Offenses | Arrests | Cleared | Offenses | Arrests | Cleared | Offenses | Arrests | Cleared |
| Population | | | | | | | | | | | | |
| 2003 | | | | | | | | | | | | |
| CRIME AGAINST PERSON | | | | | | | | | | | | |
| Willful Murder* | 2 | 2 | 2 | | | | | | | 1 | 1 | 1 |
| Neg. Homicide | | | | | | | | | | | | |
| Forcible Rape* | 8 | 5 | 7 | | | | | | | | | |
| Other Sex Crimes | 88 | 36 | 68 | 11 | 5 | 8 | | | | 4 | 2 | 2 |
| Kidnapping | 6 | 1 | 3 | | 1 | | | | | | | |
| Robbery* | 3 | 8 | 3 | 3 | 3 | 2 | | | | 1 | | |
| Aggravated Assault* | 22 | 16 | 20 | 3 | 3 | 3 | | | | 5 | 3 | 2 |
| Simple Assault | 208 | 182 | 188 | 41 | 30 | 41 | | | | 15 | 12 | 10 |
| 2003 TOTAL | 337 | 250 | 291 | 58 | 42 | 54 | | | | 26 | 18 | 15 |
| 2002 TOTAL | 462 | 300 | 375 | 56 | 38 | 45 | | | | 19 | 15 | 12 |
| CRIME AGAINST PROPERTY | | | | | | | | | | | | |
| Burglary* | 381 | 92 | 87 | 28 | 3 | 4 | | | | 21 | 4 | 3 |
| Larceny* | 1,022 | 232 | 284 | 91 | 41 | 38 | | | | 127 | 32 | 23 |
| Motor Vehicle Theft* | 113 | 36 | 40 | 13 | 2 | 3 | | | | 5 | 6 | 2 |
| Arson* | 5 | 2 | 2 | 6 | | 1 | | | | | | |
| Forgery/Counterfeit | 81 | 35 | 49 | 7 | 2 | 4 | | | | 10 | 2 | 3 |
| Fraud | 81 | 19 | 44 | 42 | 5 | 21 | | | | 15 | 4 | 3 |
| Embezzlement | 1 | 1 | 1 | | | | | | | | | |
| Stolen Property | 2 | 2 | 2 | | | | | | | | | |
| Vandalism | 478 | 145 | 132 | 88 | 15 | 20 | | | | 118 | 11 | 29 |
| 2003 TOTAL | 2,164 | 564 | 641 | 275 | 68 | 91 | | | | 296 | 59 | 63 |
| 2002 TOTAL | 2,188 | 558 | 595 | 234 | 58 | 63 | | | | 208 | 53 | 32 |
| BEHAVIORAL CRIMES | | | | | | | | | | | | |
| Weapon Laws | 59 | 31 | 51 | 1 | 2 | 1 | | | | | | |
| Prostitution | | | | | | | | | | | | |
| Drug Laws | 448 | 471 | 405 | 22 | 20 | 21 | | | | 29 | 37 | 27 |
| Gambling | | | | | | | | | | | | |
| Crimes Against Family | 19 | 12 | 15 | 1 | 3 | 1 | | | | 6 | 1 | |
| D.U.I. | 341 | 313 | 332 | 8 | 7 | 8 | | | | 19 | 17 | 19 |
| Liquor Laws | 266 | 472 | 263 | 32 | 40 | 32 | | | | 11 | 33 | 11 |
| Disorderly Conduct | 106 | 91 | 93 | 18 | 18 | 18 | | | | 13 | 16 | 10 |
| All Other | 641 | 454 | 510 | 27 | 32 | 24 | | | | 48 | 40 | 30 |
| Curfew | 30 | 32 | 30 | 6 | 2 | 6 | | | | 15 | 13 | 15 |
| Runaway Juveniles | 206 | 37 | 81 | 8 | 5 | 7 | | | | 9 | 3 | 4 |
| 2003 TOTAL | 2,116 | 1,913 | 1,780 | 123 | 129 | 118 | | | | 150 | 160 | 116 |
| 2002 TOTAL | 2,563 | 2,367 | 2,161 | 210 | 182 | 194 | | | | 147 | 171 | 128 |
| GRAND TOTAL | 4,617 | 2,727 | 2,712 | 456 | 239 | 263 | | | | 472 | 237 | 194 |
| * Index Total | 1,556 | 393 | 445 | 144 | 52 | 51 | | | | 160 | 46 | 31 |
| Traffic Crime | 278 | 142 | 231 | 10 | 4 | 10 | | | | 6 | 5 | 6 |
| Fish and Game Laws | | | | | | | | | | | | |
| Marine Violations | | | | | | | | | | | | |

Included in Douglas S.O. data.

| Population 2003 | Roseburg PD 20,480 | | | Sutherlin PD 7,300 | | | Winston PD* 4,940 | | |
|-------------------------------|-----------------------|--------------|--------------|-----------------------|------------|------------|----------------------|------------|------------|
| | Offenses | Arrests | Cleared* | Offenses | Arrests | Cleared | Offenses | Arrests | Cleared |
| CRIME AGAINST PERSON | | | | | | | | | |
| Willful Murder* | | | | 1 | 1 | 1 | | | |
| Neg. Homicide | | | | | | | | | |
| Forcible Rape* | 8 | 1 | 3 | 3 | 1 | 2 | 3 | 2 | 2 |
| Other Sex Crimes | 28 | 14 | 12 | 32 | 11 | 23 | 4 | | 2 |
| Kidnapping | | 1 | | | | | | | |
| Robbery* | 32 | 22 | 21 | 5 | 2 | 1 | 3 | 1 | 3 |
| Aggravated Assault* | 22 | 15 | 14 | 7 | 4 | 4 | 12 | 10 | 12 |
| Simple Assault | 95 | 67 | 76 | 47 | 39 | 45 | 20 | 17 | 18 |
| 2003 TOTAL | 185 | 120 | 126 | 95 | 58 | 76 | 42 | 30 | 37 |
| 2002 TOTAL | 180 | 136 | 125 | 103 | 70 | 67 | 3 | 3 | 3 |
| CRIME AGAINST PROPERTY | | | | | | | | | |
| Burglary* | 172 | 25 | 31 | 49 | 12 | 10 | 19 | 9 | 6 |
| Larceny* | 918 | 294 | 291 | 262 | 80 | 85 | 107 | 38 | 39 |
| Motor Vehicle Theft* | 95 | 19 | 39 | 15 | 6 | 6 | 13 | 5 | 9 |
| Arson* | 21 | 4 | 4 | 4 | 2 | 2 | 1 | | |
| Forgery/Counterfeit | 125 | 35 | 33 | 36 | 13 | 14 | 1 | | 1 |
| Fraud | 167 | 8 | 48 | 30 | 5 | 11 | 3 | 1 | 3 |
| Embezzlement | 8 | 4 | 5 | | | | | | |
| Stolen Property | 2 | 1 | 2 | | | | 1 | | 1 |
| Vandalism | 485 | 68 | 112 | 149 | 82 | 63 | 71 | 30 | 30 |
| 2003 TOTAL | 1,993 | 458 | 565 | 545 | 200 | 191 | 216 | 83 | 89 |
| 2002 TOTAL | 1,939 | 532 | 551 | 368 | 121 | 111 | 28 | 4 | 8 |
| BEHAVIORAL CRIMES | | | | | | | | | |
| Weapon Laws | 31 | 20 | 29 | 14 | 7 | 11 | 7 | 6 | 7 |
| Prostitution | | | | | | | | | |
| Drug Laws | 313 | 277 | 297 | 73 | 69 | 67 | 51 | 52 | 51 |
| Gambling | | | | | | | | | |
| Crimes Against Family | 6 | 4 | 4 | 11 | 10 | 9 | 4 | 3 | 3 |
| D.U.I.I | 186 | 160 | 186 | 66 | 56 | 66 | 66 | 55 | 66 |
| Liquor Laws | 182 | 215 | 179 | 44 | 57 | 42 | 43 | 101 | 43 |
| Disorderly Conduct | 441 | 295 | 363 | 39 | 37 | 27 | 19 | 25 | 19 |
| All Other | 373 | 407 | 328 | 405 | 154 | 199 | 88 | 96 | 85 |
| Curfew | 21 | 9 | 21 | 18 | 34 | 18 | 58 | 44 | 58 |
| Runaway Juveniles | 77 | 37 | 68 | 57 | 11 | 11 | 10 | 1 | 3 |
| 2003 TOTAL | 1,630 | 1,424 | 1,475 | 727 | 435 | 450 | 346 | 383 | 335 |
| 2002 TOTAL | 1,799 | 1,655 | 1,581 | 509 | 295 | 288 | 17 | 17 | 15 |
| GRAND TOTAL | 3,808 | 2,002 | 2,166 | 1,367 | 693 | 717 | 604 | 496 | 461 |
| * Index Total | 1,268 | 380 | 403 | 346 | 108 | 111 | 158 | 65 | 71 |
| Traffic Crime | 193 | 115 | 193 | 72 | 26 | 40 | 41 | 18 | 41 |
| Fish and Game Laws | | | | 1 | | | 3 | 3 | 3 |
| Marine Violations | | | | | | | | | |

* 1 month reported for 2002

| Population 2003 | Douglas County - O.L.C.C. | | | Douglas County - O.S.P. | | | Douglas County Totals 101,800 | | |
|-------------------------------|---------------------------|-----------|-----------|-------------------------|------------|----------|----------------------------------|--------------|--------------|
| | Offenses | Arrests | Cleared | Offenses | Arrests | Cleared* | Offenses | Arrests | Cleared |
| CRIME AGAINST PERSON | | | | | | | | | |
| Willful Murder* | | | | | | | 4 | 4 | 4 |
| Neg. Homicide | | | | | | | | | |
| Forcible Rape* | | | | 3 | | | 25 | 9 | 14 |
| Other Sex Crimes | | | | 14 | | | 181 | 68 | 115 |
| Kidnapping | | | | | | | 6 | 3 | 3 |
| Robbery* | | | | 2 | 2 | | 49 | 38 | 30 |
| Aggravated Assault* | | | | 7 | 4 | | 78 | 55 | 55 |
| Simple Assault | | | | 20 | 16 | | 446 | 363 | 378 |
| 2003 TOTAL | | | | 46 | 22 | | 789 | 540 | 599 |
| 2002 TOTAL | | | | 49 | 30 | | 872 | 592 | 627 |
| CRIME AGAINST PROPERTY | | | | | | | | | |
| Burglary* | | | | 4 | 1 | | 674 | 146 | 141 |
| Larceny* | | | | 14 | 8 | | 2,541 | 725 | 760 |
| Motor Vehicle Theft* | | | | 2 | 6 | | 256 | 80 | 99 |
| Arson* | | | | 14 | 10 | | 51 | 18 | 9 |
| Forgery/Counterfeit | | | | 4 | 4 | | 264 | 91 | 104 |
| Fraud | | | | 1 | | | 339 | 42 | 130 |
| Embezzlement | | | | | | | 9 | 5 | 6 |
| Stolen Property | | | | | 2 | | 5 | 5 | 5 |
| Vandalism | | | | 7 | 4 | | 1,396 | 355 | 386 |
| 2003 TOTAL | | | | 46 | 35 | | 5,535 | 1,467 | 1,640 |
| 2002 TOTAL | | | | 55 | 50 | | 5,020 | 1,376 | 1,360 |
| BEHAVIORAL CRIMES | | | | | | | | | |
| Weapon Laws | | | | 8 | 11 | | 120 | 77 | 99 |
| Prostitution | | | | | | | | | |
| Drug Laws | | | | 113 | 134 | | 1,049 | 1,060 | 868 |
| Gambling | | | | | | | | | |
| Crimes Against Family | | | | 22 | 21 | | 69 | 54 | 32 |
| D.U.I.I | | | | 195 | 195 | | 881 | 803 | 677 |
| Liquor Laws | 19 | 8 | 19 | 14 | 17 | | 611 | 943 | 589 |
| Disorderly Conduct | | | | 8 | 8 | | 644 | 490 | 530 |
| All Other | 4 | 3 | 4 | 36 | 37 | | 1,622 | 1,223 | 1,180 |
| Curfew | | | | | | | 148 | 134 | 148 |
| Runaway Juveniles | | | | | | | 367 | 94 | 174 |
| 2003 TOTAL | 23 | 11 | 23 | 396 | 423 | | 5,511 | 4,878 | 4,297 |
| 2002 TOTAL | 45 | 19 | 45 | 564 | 614 | | 5,854 | 5,320 | 4,412 |
| GRAND TOTAL | 23 | 11 | 23 | 488 | 480 | | 11,835 | 6,885 | 6,536 |
| * Index Total | | | | 46 | 31 | | 3,678 | 1,075 | 1,112 |
| Traffic Crime | | | | 127 | 127 | 127 | 727 | 437 | 648 |
| Fish and Game Laws | | | | 237 | 237 | 237 | 241 | 240 | 240 |
| Marine Violations | | | | 7 | 7 | 7 | 7 | 7 | 7 |

*Not available

| Population | | Gilliam County - O.S.P. | | |
|-------------------------------|-----------------------|-------------------------|-----------|----------|
| 2003 | | Offenses | Arrests | Cleared* |
| CRIME AGAINST PERSON | | | | |
| | Willful Murder* | | | |
| | Neg. Homicide | | | |
| | Forcible Rape* | | | |
| | Other Sex Crimes | | | |
| | Kidnapping | | | |
| | Robbery* | | | |
| | Aggravated Assault* | | | |
| | Simple Assault | 3 | 4 | |
| | 2003 TOTAL | 3 | 4 | |
| | 2002 TOTAL | 2 | | |
| CRIME AGAINST PROPERTY | | | | |
| | Burglary* | | | |
| | Larceny* | | | |
| | Motor Vehicle Theft* | | | |
| | Arson* | | | |
| | Forgery/Counterfeit | | | |
| | Fraud | 1 | 1 | |
| | Embezzlement | | | |
| | Stolen Property | | | |
| | Vandalism | | | |
| | 2003 TOTAL | 1 | 1 | |
| | 2002 TOTAL | 4 | 2 | |
| BEHAVIORAL CRIMES | | | | |
| | Weapon Laws | 3 | 2 | |
| | Prostitution | | | |
| | Drug Laws | 8 | 10 | |
| | Gambling | | | |
| | Crimes Against Family | | | |
| | D.U.I.I | 17 | 17 | |
| | Liquor Laws | 2 | 3 | |
| | Disorderly Conduct | | | |
| | All Other | 6 | 8 | |
| | Curfew | | | |
| | Runaway Juveniles | | | |
| | 2003 TOTAL | 36 | 40 | |
| | 2002 TOTAL | 42 | 33 | |
| | GRAND TOTAL | 40 | 45 | |
| | * Index Total | | | |
| | Traffic Crime | 18 | 18 | 18 |
| | Fish and Game Laws | 26 | 26 | 26 |
| | Marine Violations | 2 | 2 | 2 |

| Gilliam County Totals | | |
|-----------------------|---------|---------|
| 1,900 | | |
| Offenses | Arrests | Cleared |
| | | |
| 4 | 1 | 2 |
| 1 | | |
| 7 | 8 | 4 |
| 12 | 9 | 6 |
| 11 | 13 | 9 |
| 8 | 1 | 1 |
| 18 | 2 | 4 |
| 4 | 2 | 3 |
| 3 | | |
| 2 | 1 | |
| 1 | | |
| 13 | 3 | 2 |
| 49 | 9 | 10 |
| 29 | 9 | 7 |
| 8 | 4 | 4 |
| 48 | 47 | 36 |
| 1 | | |
| 29 | 27 | 12 |
| 20 | 23 | 16 |
| 28 | 29 | 10 |
| 2 | 1 | 1 |
| 136 | 131 | 79 |
| 156 | 138 | 108 |
| 197 | 149 | 95 |
| 30 | 5 | 8 |
| 28 | 26 | 28 |
| 26 | 26 | 26 |
| 2 | 2 | 2 |

*Not available

| Population 2003 | Grant County - O.L.C.C. | | | Grant County - O.S.P. | | | Grant County Totals 7,650 | | |
|-------------------------------|-------------------------|---------|---------|-----------------------|---------|----------|------------------------------|---------|---------|
| | Offenses | Arrests | Cleared | Offenses | Arrests | Cleared* | Offenses | Arrests | Cleared |
| CRIME AGAINST PERSON | | | | | | | | | |
| Willful Murder* | | | | | | | 1 | | 1 |
| Neg. Homicide | | | | | | | 14 | 4 | 7 |
| Forcible Rape* | | | | | | | | | |
| Other Sex Crimes | | | | | | | | | |
| Kidnapping | | | | | | | | | |
| Robbery* | | | | | | | | | |
| Aggravated Assault* | | | | 1 | | | 4 | 1 | 1 |
| Simple Assault | | | | 5 | 3 | | 46 | 39 | 25 |
| 2003 TOTAL | | | | 6 | 3 | | 65 | 44 | 34 |
| 2002 TOTAL | | | | 10 | 17 | | 65 | 49 | 21 |
| CRIME AGAINST PROPERTY | | | | | | | | | |
| Burglary* | | | | | | | 31 | 5 | 4 |
| Larceny* | | | | 1 | 2 | | 60 | 13 | 15 |
| Motor Vehicle Theft* | | | | | | | 3 | 3 | 3 |
| Arson* | | | | 1 | | | 1 | | |
| Forgery/Counterfeit | | | | | | | 1 | 1 | 1 |
| Fraud | | | | | | | 16 | | 3 |
| Embezzlement | | | | | | | | | |
| Stolen Property | | | | | | | 1 | 1 | 1 |
| Vandalism | | | | | | | 75 | 2 | 17 |
| 2003 TOTAL | | | | 2 | 2 | | 188 | 25 | 44 |
| 2002 TOTAL | | | | 10 | 2 | | 228 | 46 | 43 |
| BEHAVIORAL CRIMES | | | | | | | | | |
| Weapon Laws | | | | 1 | | | 8 | 3 | 4 |
| Prostitution | | | | | | | | | |
| Drug Laws | | | | 6 | 8 | | 29 | 21 | 16 |
| Gambling | | | | | | | | | |
| Crimes Against Family | | | | 4 | 3 | | 18 | 7 | 5 |
| D.U.I.I | | | | 9 | 9 | | 45 | 43 | 36 |
| Liquor Laws | 1 | | 1 | 2 | 4 | | 46 | 44 | 38 |
| Disorderly Conduct | | | | 2 | 1 | | 40 | 19 | 18 |
| All Other | | | | 6 | 3 | | 112 | 43 | 55 |
| Curfew | | | | | | | 2 | 2 | 2 |
| Runaway Juveniles | | | | | | | 8 | 6 | 6 |
| 2003 TOTAL | 1 | | 1 | 30 | 28 | | 308 | 188 | 180 |
| 2002 TOTAL | 4 | | 4 | 53 | 60 | | 344 | 258 | 199 |
| GRAND TOTAL | | | | 38 | 33 | | 561 | 257 | 258 |
| * Index Total | | | | 3 | 2 | | 100 | 22 | 24 |
| Traffic Crime | | | | | | | 16 | 11 | 16 |
| Fish and Game Laws | | | | 38 | 38 | 38 | 38 | 38 | 38 |
| Marine Violations | | | | | | | | | |

*Not available

| Population | Harney County Sheriff 2,510 | | | Burns PD 3,050 | | | Hines PD 1,740 | | |
|------------------------|--------------------------------|----|----|-------------------|-----|-----|-------------------|---------|----|
| | | | | | | | Arrests | Cleared | |
| 2003 | | | | | | | | | |
| CRIME AGAINST PERSON | | | | | | | | | |
| Willful Murder* | | | | | | | | | |
| Neg. Homicide | | | | | | | | | |
| Forcible Rape* | | | | 1 | 1 | 1 | | | |
| Other Sex Crimes | 1 | 1 | | 3 | 1 | 3 | | | |
| Kidnapping | | | | 2 | | 1 | | | |
| Robbery* | | | | 1 | | | 2 | | |
| Aggravated Assault* | | | | | | | 4 | 2 | 1 |
| Simple Assault | 2 | 6 | 2 | 32 | 20 | 18 | 2 | 2 | |
| 2003 TOTAL | 3 | 7 | 2 | 39 | 22 | 23 | 6 | 6 | 1 |
| 2002 TOTAL | 5 | 9 | 3 | 39 | 31 | 26 | 8 | 13 | |
| CRIME AGAINST PROPERTY | | | | | | | | | |
| Burglary* | 2 | 1 | 1 | 11 | 2 | 3 | 2 | | 1 |
| Larceny* | 6 | | 1 | 35 | 9 | 13 | 6 | 5 | |
| Motor Vehicle Theft* | 2 | 1 | | 4 | | 2 | | | |
| Arson* | 1 | | | | | | | | |
| Forgery/Counterfeit | 1 | | | 8 | 1 | 1 | | | |
| Fraud | 4 | | 2 | 21 | | | 4 | | |
| Embezzlement | | | | | | | | | |
| Stolen Property | | | | 2 | 1 | 2 | 1 | | |
| Vandalism | 6 | | 2 | 20 | 4 | 6 | 10 | | |
| 2003 TOTAL | 22 | 2 | 6 | 101 | 17 | 27 | 23 | 5 | 1 |
| 2002 TOTAL | 40 | 1 | 11 | 126 | 18 | 29 | 33 | 17 | |
| BEHAVIORAL CRIMES | | | | | | | | | |
| Weapon Laws | 1 | | 1 | 1 | 1 | 1 | | | |
| Prostitution | | | | | | | | | |
| Drug Laws | 13 | 6 | 11 | 6 | 4 | 6 | 3 | 2 | 2 |
| Gambling | | | | | | | | | |
| Crimes Against Family | 1 | 1 | 1 | | | | 1 | 2 | |
| D.U.I.I | 12 | 12 | 12 | 8 | 7 | 8 | 16 | 16 | 16 |
| Liquor Laws | 6 | 4 | 6 | 19 | 34 | 19 | 10 | 5 | 6 |
| Disorderly Conduct | | | | 2 | 2 | 2 | | | |
| All Other | 18 | 27 | 12 | 106 | 29 | 87 | 27 | 10 | 1 |
| Curfew | | | | | | | | | |
| Runaway Juveniles | 2 | | 2 | 6 | 4 | 6 | 1 | 2 | |
| 2003 TOTAL | 53 | 51 | 45 | 148 | 81 | 129 | 58 | 37 | 25 |
| 2002 TOTAL | 48 | 70 | 36 | 193 | 76 | 163 | 64 | 44 | 18 |
| GRAND TOTAL | 78 | 60 | 53 | 288 | 120 | 179 | 87 | 48 | 27 |
| * Index Total | 11 | 2 | 2 | 52 | 12 | 19 | 12 | 9 | 2 |
| Traffic Crime | 2 | 1 | 2 | 5 | 5 | 5 | 4 | 4 | 4 |
| Fish and Game Laws | | | | | | | | | |
| Marine Violations | | | | | | | | | |

| Population 2003 | Harney County - O.L.C.C. | | | Harney County - O.S.P. | | | Harney County Totals 7,300 | | |
|-------------------------------|--------------------------|---------|----------|------------------------|-----------|----------|-------------------------------|------------|------------|
| | Offenses | Arrests | Cleared | Offenses | Arrests | Cleared* | Offenses | Arrests | Cleared |
| CRIME AGAINST PERSON | | | | | | | | | |
| Willful Murder* | | | | | | | 2 | 1 | 1 |
| Neg. Homicide | | | | | | | | | |
| Forcible Rape* | | | | 1 | | | 5 | 3 | 3 |
| Other Sex Crimes | | | | 1 | 1 | | 2 | | 1 |
| Kidnapping | | | | | | | 1 | 2 | |
| Robbery* | | | | | | | 5 | 3 | 1 |
| Aggravated Assault* | | | | 1 | 1 | | 38 | 29 | 20 |
| Simple Assault | | | | 2 | 1 | | | | |
| 2003 TOTAL | | | | 5 | 3 | | 53 | 38 | 26 |
| 2002 TOTAL | | | | 3 | | | 55 | 53 | 29 |
| CRIME AGAINST PROPERTY | | | | | | | | | |
| Burglary* | | | | | 1 | | 15 | 4 | 5 |
| Larceny* | | | | 1 | | | 48 | 14 | 14 |
| Motor Vehicle Theft* | | | | 1 | | | 7 | 1 | 2 |
| Arson* | | | | | | | 1 | | |
| Forgery/Counterfeit | | | | 1 | | | 10 | 1 | 1 |
| Fraud | | | | 1 | | | 30 | | 2 |
| Embezzlement | | | | | | | | | |
| Stolen Property | | | | | | | 3 | 1 | 2 |
| Vandalism | | | | 3 | 1 | | 39 | 5 | 8 |
| 2003 TOTAL | | | | 7 | 2 | | 153 | 26 | 34 |
| 2002 TOTAL | | | | 6 | 4 | | 205 | 40 | 40 |
| BEHAVIORAL CRIMES | | | | | | | | | |
| Weapon Laws | | | | 1 | 1 | | 3 | 2 | 2 |
| Prostitution | | | | | | | | | |
| Drug Laws | | | | 7 | 10 | | 29 | 22 | 19 |
| Gambling | | | | | | | | | |
| Crimes Against Family | | | | | | | 2 | 3 | 1 |
| D.U.I.I | | | | 12 | 12 | | 48 | 47 | 36 |
| Liquor Laws | 3 | | 3 | 3 | 4 | | 41 | 47 | 34 |
| Disorderly Conduct | | | | | | | 2 | 3 | 2 |
| All Other | | | | 7 | | | 158 | 66 | 100 |
| Curfew | | | | | | | | | |
| Runaway Juveniles | | | | | | | 9 | 6 | 8 |
| 2003 TOTAL | 3 | | 3 | 30 | 27 | | 292 | 196 | 202 |
| 2002 TOTAL | 1 | | 1 | 21 | 26 | | 327 | 216 | 218 |
| GRAND TOTAL | 3 | | 3 | 42 | 32 | | 498 | 260 | 262 |
| * Index Total | | | | 4 | 2 | | 79 | 25 | 23 |
| Traffic Crime | | | | 8 | 8 | 8 | 19 | 18 | 19 |
| Fish and Game Laws | | | | 46 | 46 | 46 | 46 | 46 | 46 |
| Marine Violations | | | | | | | | | |

*Not available

| Population | | Hood River County Sheriff* | | | Hood River PD* | | | Hood River County - O.L.C.C. | | |
|-------------------------------|-----------------------|----------------------------|------------|------------|----------------|------------|-----------|------------------------------|----------|-----------|
| 2003 | | 14,270 | | | 6,230 | | | | | |
| | | Offenses | Arrests | Cleared | Offenses | Arrests | Cleared | Offenses | Arrests | Cleared |
| CRIME AGAINST PERSON | | | | | | | | | | |
| | Willful Murder* | | | | | | | | | |
| | Neg. Homicide | | | | | | | | | |
| | Forcible Rape* | 4 | 1 | 1 | | | | | | |
| | Other Sex Crimes | 5 | | 1 | 6 | 6 | | | | |
| | Kidnapping | 3 | 1 | 1 | | | | | | |
| | Robbery* | 3 | | | | | | | | |
| | Aggravated Assault* | 5 | 2 | 2 | 6 | 6 | | | | |
| | Simple Assault | 57 | 43 | 43 | 27 | 24 | | | | |
| | 2003 TOTAL | 77 | 47 | 48 | 39 | 36 | | | | |
| | 2002 TOTAL | 78 | 47 | 48 | 45 | 32 | 2 | | | |
| CRIME AGAINST PROPERTY | | | | | | | | | | |
| | Burglary* | 60 | 8 | 8 | 12 | | | | | |
| | Larceny* | 179 | 26 | 22 | 99 | 36 | 3 | | | |
| | Motor Vehicle Theft* | 19 | 6 | 1 | 9 | 12 | | | | |
| | Arson* | 2 | | 1 | | | | | | |
| | Forgery/Counterfeit | 13 | 7 | 4 | 3 | 9 | | | | |
| | Fraud | 16 | 3 | 5 | 21 | 3 | | | | |
| | Embezzlement | 2 | | | | | | | | |
| | Stolen Property | 1 | 1 | 1 | | 3 | | | | |
| | Vandalism | 54 | 4 | 8 | 51 | | | | | |
| | 2003 TOTAL | 346 | 55 | 50 | 195 | 63 | 3 | | | |
| | 2002 TOTAL | 346 | 55 | 50 | 273 | 85 | 4 | | | |
| BEHAVIORAL CRIMES | | | | | | | | | | |
| | Weapon Laws | 4 | 2 | 4 | | 3 | | | | |
| | Prostitution | | | | | | | | | |
| | Drug Laws | 54 | 47 | 51 | 36 | 39 | | | | |
| | Gambling | | | | | | | | | |
| | Crimes Against Family | 5 | 4 | 3 | 6 | | | | | |
| | D.U.I.I | 167 | 163 | 167 | 57 | 54 | 19 | | | |
| | Liquor Laws | 42 | 63 | 40 | 12 | 18 | 1 | 3 | | 3 |
| | Disorderly Conduct | 16 | 16 | 14 | 48 | 51 | | | | |
| | All Other | 94 | 85 | 51 | 21 | 18 | | | | |
| | Curfew | 5 | 5 | 5 | | | | | | |
| | Runaway Juveniles | 10 | 3 | 2 | 3 | | | | | |
| | 2003 TOTAL | 397 | 388 | 337 | 183 | 183 | 20 | 3 | | 3 |
| | 2002 TOTAL | 397 | 388 | 337 | 214 | 186 | 82 | 24 | 3 | 24 |
| | GRAND TOTAL | 820 | 490 | 435 | 417 | 282 | 23 | 3 | | 3 |
| | * Index Total | 272 | 43 | 35 | 126 | 54 | 3 | | | |
| | Traffic Crime | 57 | 29 | 57 | 51 | 33 | 51 | | | |
| | Fish and Game Laws | | | | | | | | | |
| | Marine Violations | 2 | 1 | 2 | | | | | | |

* Did not report in 2003. 2002 data shown.

*Full year estimate based on 4 months reported.

| Population | Hood River County - O.S.P. | | | Hood River County Totals 20,500 | | |
|------------------------|----------------------------|---------|----------|------------------------------------|---------|---------|
| | Offenses | Arrests | Cleared* | Offenses | Arrests | Cleared |
| 2003 | | | | | | |
| CRIME AGAINST PERSON | | | | | | |
| Willful Murder* | | | | | | |
| Neg. Homicide | | | | | | |
| Forcible Rape* | | | | 4 | 1 | 1 |
| Other Sex Crimes | | | | 11 | 6 | 1 |
| Kidnapping | | | | 3 | 1 | 1 |
| Robbery* | | | | 3 | | |
| Aggravated Assault* | | | | 11 | 8 | 2 |
| Simple Assault | 3 | | 3 | 87 | 70 | 43 |
| 2003 TOTAL | 3 | | 3 | 119 | 86 | 48 |
| 2002 TOTAL | 17 | | 6 | 140 | 85 | 50 |
| CRIME AGAINST PROPERTY | | | | | | |
| Burglary* | 1 | | | 73 | 8 | 8 |
| Larceny* | 1 | | 2 | 279 | 64 | 25 |
| Motor Vehicle Theft* | 1 | | 1 | 29 | 19 | 1 |
| Arson* | 3 | | 4 | 5 | 4 | 1 |
| Forgery/Counterfeit | 3 | | 3 | 19 | 19 | 4 |
| Fraud | 1 | | 1 | 38 | 7 | 5 |
| Embezzlement | | | | 2 | | |
| Stolen Property | | | | 1 | 4 | 1 |
| Vandalism | | | | 105 | 4 | 8 |
| 2003 TOTAL | 10 | | 11 | 551 | 129 | 53 |
| 2002 TOTAL | 19 | | 17 | 638 | 157 | 54 |
| BEHAVIORAL CRIMES | | | | | | |
| Weapon Laws | 6 | | 6 | 10 | 11 | 4 |
| Prostitution | | | | | | |
| Drug Laws | 58 | | 73 | 148 | 159 | 51 |
| Gambling | | | | | | |
| Crimes Against Family | 9 | | 9 | 20 | 13 | 3 |
| D.U.I.I | 43 | | 43 | 267 | 260 | 186 |
| Liquor Laws | 16 | | 24 | 73 | 105 | 44 |
| Disorderly Conduct | | | | 64 | 67 | 14 |
| All Other | 11 | | 12 | 126 | 115 | 51 |
| Curfew | | | | 5 | 5 | 5 |
| Runaway Juveniles | | | | 13 | 3 | 2 |
| 2003 TOTAL | 143 | | 167 | 726 | 738 | 360 |
| 2002 TOTAL | 145 | | 138 | 780 | 715 | 443 |
| GRAND TOTAL | 156 | | 181 | 1,396 | 953 | 461 |
| * Index Total | 6 | | 7 | 404 | 104 | 38 |
| Traffic Crime | 21 | | 21 | 129 | 83 | 129 |
| Fish and Game Laws | 111 | | 111 | 111 | 111 | 111 |
| Marine Violations | 20 | | 20 | 22 | 21 | 22 |

*Not available

| Population | Jackson County Sheriff 61,750 | | | Ashland PD 20,430 | | | Butte Falls PD* 440 | | | Central Point PD 14,750 | | |
|------------------------|----------------------------------|---------|---------|----------------------|---------|---------|------------------------|---------|---------|----------------------------|---------|---------|
| | Offenses | Arrests | Cleared | Offenses | Arrests | Cleared | Offenses | Arrests | Cleared | Offenses | Arrests | Cleared |
| 2003 | | | | | | | | | | | | |
| CRIME AGAINST PERSON | | | | | | | | | | | | |
| Willful Murder* | 1 | 5 | 2 | | | | | | | | | |
| Neg. Homicide | 1 | | | | | | | | | | | |
| Forcible Rape* | 17 | 4 | 4 | 15 | | 2 | | | | | | |
| Other Sex Crimes | 89 | 29 | 40 | 41 | 9 | 17 | 2 | 2 | | 29 | 5 | 6 |
| Kidnapping | 12 | 4 | 6 | 3 | | | | | | | | |
| Robbery* | 14 | 5 | 5 | 16 | 8 | 8 | 2 | 2 | 1 | 2 | | |
| Aggravated Assault* | 233 | 102 | 170 | 7 | 4 | 7 | | | | 2 | 1 | 1 |
| Simple Assault | 516 | 255 | 363 | 96 | 57 | 70 | 14 | 14 | 5 | 95 | 59 | 67 |
| 2003 TOTAL | 883 | 404 | 590 | 178 | 78 | 104 | 18 | 18 | 6 | 128 | 65 | 74 |
| 2002 TOTAL | 824 | 350 | 579 | 185 | 84 | 110 | 18 | 18 | 6 | 166 | 83 | 97 |
| CRIME AGAINST PROPERTY | | | | | | | | | | | | |
| Burglary* | 370 | 48 | 48 | 145 | 41 | 38 | 6 | | 1 | 101 | 12 | 7 |
| Larceny* | 1,139 | 164 | 149 | 723 | 173 | 195 | 6 | 2 | 1 | 564 | 109 | 88 |
| Motor Vehicle Theft* | 121 | 25 | 29 | 42 | 9 | 10 | | | | 32 | 6 | 5 |
| Arson* | 13 | 9 | 8 | 32 | 4 | 5 | | | | 7 | 1 | 1 |
| Forgery/Counterfeit | 75 | 25 | 26 | 41 | 10 | 11 | | | | 32 | 12 | 10 |
| Fraud | 176 | 37 | 43 | 59 | 23 | 24 | 2 | | | 23 | 3 | 3 |
| Embezzlement | 12 | 7 | 8 | | | | | | | 1 | | |
| Stolen Property | 8 | 7 | 8 | 9 | 5 | 8 | | | | | | |
| Vandalism | 605 | 76 | 112 | 586 | 60 | 96 | 17 | 2 | 4 | 199 | 155 | 53 |
| 2003 TOTAL | 2,519 | 398 | 431 | 1,637 | 325 | 387 | 31 | 4 | 6 | 959 | 298 | 167 |
| 2002 TOTAL | 2,610 | 485 | 556 | 1,644 | 321 | 309 | 31 | 4 | 6 | 773 | 183 | 160 |
| BEHAVIORAL CRIMES | | | | | | | | | | | | |
| Weapon Laws | 54 | 36 | 50 | 20 | 13 | 18 | | | | 20 | 16 | 20 |
| Prostitution | 3 | 1 | 2 | | | | | | | | | |
| Drug Laws | 395 | 368 | 340 | 225 | 193 | 213 | 2 | 2 | | 221 | 217 | 213 |
| Gambling | | | | | | | | | | | | |
| Crimes Against Family | 20 | 1 | 8 | 12 | | | 2 | | | 7 | 1 | 1 |
| D.U.I. | 253 | 211 | 251 | 262 | 236 | 262 | 2 | 2 | 1 | 176 | 161 | 175 |
| Liquor Laws | 87 | 113 | 84 | 202 | 260 | 198 | 2 | 4 | 1 | 42 | 68 | 42 |
| Disorderly Conduct | 297 | 83 | 115 | 173 | 141 | 157 | 5 | 2 | 1 | 54 | 31 | 35 |
| All Other | 1,074 | 188 | 209 | 530 | 431 | 459 | 17 | | 6 | 219 | 149 | 150 |
| Curfew | 2 | 4 | 2 | 5 | 9 | 5 | | | | 6 | 11 | 6 |
| Runaway Juveniles | 238 | | 2 | 53 | 8 | 13 | | | | 48 | | |
| 2003 TOTAL | 2,423 | 1,005 | 1,063 | 1,482 | 1,291 | 1,325 | 30 | 10 | 9 | 793 | 654 | 642 |
| 2002 TOTAL | 1,812 | 740 | 852 | 1,533 | 1,298 | 1,395 | 30 | 10 | 9 | 803 | 542 | 588 |
| GRAND TOTAL | 5,825 | 1,807 | 2,084 | 3,297 | 1,694 | 1,816 | 79 | 32 | 21 | 1,880 | 1,017 | 883 |
| * Index Total | 1,908 | 362 | 415 | 980 | 239 | 265 | 14 | 4 | 3 | 708 | 129 | 102 |
| Traffic Crime | 1,690 | 1,315 | 1,590 | 222 | 48 | 91 | 3 | 3 | 2 | 136 | 75 | 100 |
| Fish and Game Laws | 45 | 44 | 44 | | | | | | | | | |
| Marine Violations | 310 | 289 | 306 | | | | | | | | | |

*1 month reported for 2003. 2002 data shown

| Population 2003 | Jackson County - O.L.C.C. | | | Jackson County - O.S.P. | | | Jackson County Totals 189,100 | | |
|------------------------|---------------------------|---------|---------|-------------------------|---------|----------|----------------------------------|---------|---------|
| | Offenses | Arrests | Cleared | Offenses | Arrests | Cleared* | Offenses | Arrests | Cleared |
| CRIME AGAINST PERSON | | | | | | | | | |
| Willful Murder* | | | | | | | 4 | 8 | 5 |
| Neg. Homicide | | | | | | | 1 | | |
| Forcible Rape* | | | | 2 | 1 | | 79 | 22 | 32 |
| Other Sex Crimes | | | | 27 | 4 | | 368 | 125 | 158 |
| Kidnapping | | | | | | | 19 | 5 | 8 |
| Robbery* | | | | | | | 84 | 51 | 39 |
| Aggravated Assault* | | | | 7 | 3 | | 507 | 263 | 372 |
| Simple Assault | | | | 23 | 21 | | 1,430 | 889 | 1,028 |
| 2003 TOTAL | | | | 59 | 29 | | 2,492 | 1,363 | 1,642 |
| 2002 TOTAL | | | | 66 | 29 | | 2,402 | 1,262 | 1,587 |
| CRIME AGAINST PROPERTY | | | | | | | | | |
| Burglary* | | | | 3 | | | 1,256 | 231 | 207 |
| Larceny* | | | | 16 | 7 | | 6,719 | 1,700 | 1,496 |
| Motor Vehicle Theft* | | | | 4 | 1 | | 525 | 126 | 126 |
| Arson* | | | | 24 | 21 | | 142 | 55 | 32 |
| Forgery/Counterfeit | | | | 7 | 10 | | 651 | 267 | 230 |
| Fraud | | | | 3 | 2 | | 1,064 | 206 | 209 |
| Embezzlement | | | | | | | 73 | 37 | 40 |
| Stolen Property | | | | 1 | 1 | | 71 | 64 | 62 |
| Vandalism | | | | 9 | 11 | | 3,178 | 692 | 569 |
| 2003 TOTAL | | | | 67 | 53 | | 13,679 | 3,378 | 2,971 |
| 2002 TOTAL | | | | 98 | 78 | | 13,365 | 3,215 | 2,945 |
| BEHAVIORAL CRIMES | | | | | | | | | |
| Weapon Laws | | | | 13 | 15 | | 214 | 173 | 190 |
| Prostitution | | | | | | | 8 | 3 | 4 |
| Drug Laws | | | | 157 | 176 | | 2,225 | 1,944 | 1,783 |
| Gambling | | | | | | | | | |
| Crimes Against Family | | | | 17 | 18 | | 130 | 50 | 43 |
| D.U.I.I | | | | 300 | 300 | | 1,633 | 1,526 | 1,327 |
| Liquor Laws | 94 | 66 | 94 | 28 | 55 | | 995 | 1,317 | 956 |
| Disorderly Conduct | 1 | | 1 | 3 | 5 | | 1,262 | 741 | 746 |
| All Other | 75 | 79 | 74 | 32 | 36 | | 4,277 | 2,658 | 2,313 |
| Curfew | | | | | | | 135 | 256 | 127 |
| Runaway Juveniles | | | | | | | 681 | 8 | 50 |
| 2003 TOTAL | 170 | 145 | 169 | 550 | 605 | | 11,560 | 8,676 | 7,539 |
| 2002 TOTAL | 102 | 62 | 102 | 676 | 709 | | 10,879 | 8,643 | 7,498 |
| GRAND TOTAL | 170 | 145 | 169 | 676 | 687 | | 27,731 | 13,417 | 12,152 |
| * Index Total | | | | 56 | 33 | | 9,316 | 2,456 | 2,309 |
| Traffic Crime | | | | 159 | 159 | 159 | 2,735 | 1,966 | 2,358 |
| Fish and Game Laws | | | | 163 | 163 | 163 | 208 | 207 | 207 |
| Marine Violations | | | | 1 | 1 | 1 | 311 | 290 | 307 |

*Not available

| Population | Jefferson County Sheriff | | | Culver PD | | | Madras PD | | |
|-------------------------------|--------------------------|------------|------------|-----------|-----------|-----------|------------|------------|------------|
| | 13,690 | | | 840 | | | 5,370 | | |
| 2003 | Offenses | Arrests | Cleared | Offenses | Arrests | Cleared | Offenses | Arrests | Cleared |
| CRIME AGAINST PERSON | | | | | | | | | |
| Willful Murder* | | | | | | | | | |
| Neg. Homicide | | | | | | | | | |
| Forcible Rape* | 2 | | 2 | | | | 2 | 1 | 2 |
| Other Sex Crimes | 26 | 8 | 4 | | | | 25 | 14 | 13 |
| Kidnapping | 5 | 2 | 4 | | | | | | |
| Robbery* | 1 | 3 | 1 | | | | 1 | 1 | 1 |
| Aggravated Assault* | 50 | 7 | 27 | 2 | 3 | 2 | 11 | 9 | 9 |
| Simple Assault | 14 | 31 | 5 | 3 | 4 | 3 | 66 | 49 | 48 |
| 2003 TOTAL | 98 | 51 | 43 | 5 | 7 | 5 | 105 | 74 | 73 |
| 2002 TOTAL | 127 | 77 | 72 | 11 | 6 | 3 | 114 | 71 | 77 |
| CRIME AGAINST PROPERTY | | | | | | | | | |
| Burglary* | 88 | 17 | 8 | 2 | 2 | 1 | 35 | 5 | 7 |
| Larceny* | 163 | 37 | 22 | 3 | 3 | 3 | 219 | 86 | 79 |
| Motor Vehicle Theft* | 31 | 4 | 5 | | | | 18 | 4 | 6 |
| Arson* | 8 | 6 | 4 | | | | 2 | | |
| Forgery/Counterfeit | 7 | | 3 | | | | 49 | 10 | 19 |
| Fraud | 7 | 2 | 1 | | | | 30 | 3 | 5 |
| Embezzlement | | | | | | | 3 | 2 | 3 |
| Stolen Property | 1 | 1 | | | | | 1 | | |
| Vandalism | 82 | 22 | 20 | 1 | 1 | 1 | 87 | 10 | 9 |
| 2003 TOTAL | 387 | 89 | 63 | 6 | 6 | 5 | 444 | 120 | 128 |
| 2002 TOTAL | 314 | 60 | 44 | 26 | 7 | 5 | 404 | 140 | 144 |
| BEHAVIORAL CRIMES | | | | | | | | | |
| Weapon Laws | 13 | 11 | 11 | | | | 10 | 8 | 10 |
| Prostitution | | | | | | | | | |
| Drug Laws | 51 | 52 | 47 | 4 | 3 | 4 | 57 | 37 | 53 |
| Gambling | | | | | | | | | |
| Crimes Against Family | 5 | 2 | 3 | 1 | 1 | 1 | 6 | 3 | 2 |
| D.U.I.I | 53 | 49 | 53 | 10 | 10 | 10 | 61 | 59 | 61 |
| Liquor Laws | 39 | 58 | 38 | 3 | 3 | 3 | 18 | 22 | 18 |
| Disorderly Conduct | 102 | 65 | 73 | 1 | 2 | 1 | 105 | 70 | 76 |
| All Other | 310 | 46 | 101 | 8 | 6 | 5 | 33 | 21 | 21 |
| Curfew | | | | | | | 6 | 5 | 6 |
| Runaway Juveniles | 39 | 10 | 9 | | | | 61 | 48 | 55 |
| 2003 TOTAL | 612 | 293 | 335 | 27 | 25 | 24 | 357 | 273 | 302 |
| 2002 TOTAL | 596 | 283 | 297 | 28 | 13 | 16 | 402 | 327 | 357 |
| GRAND TOTAL | 1,097 | 433 | 441 | 38 | 38 | 34 | 906 | 467 | 503 |
| * Index Total | 343 | 74 | 69 | 7 | 8 | 6 | 288 | 106 | 104 |
| Traffic Crime | 67 | 30 | 67 | 3 | 1 | 3 | 110 | 66 | 110 |
| Fish and Game Laws | | | | | | | | | |
| Marine Violations | 18 | 18 | 18 | | | | | | |

| Population 2003 | Jefferson County - O.L.C.C. | | | Jefferson County - O.S.P. | | | Jefferson County Totals 19,900 | | |
|-------------------------------|-----------------------------|----------|----------|---------------------------|-----------|----------|-----------------------------------|--------------|------------|
| | Offenses | Arrests | Cleared | Offenses | Arrests | Cleared* | Offenses | Arrests | Cleared |
| CRIME AGAINST PERSON | | | | | | | | | |
| Willful Murder* | | | | | | | 5 | 1 | 4 |
| Neg. Homicide | | | | | | | 52 | 22 | 17 |
| Forcible Rape* | | | | 1 | | | 5 | 2 | 4 |
| Other Sex Crimes | | | | 1 | | | 2 | 4 | 2 |
| Kidnapping | | | | | | | 64 | 19 | 38 |
| Robbery* | | | | 1 | | | 86 | 85 | 56 |
| Aggravated Assault* | | | | 3 | 1 | | | | |
| Simple Assault | | | | | | | | | |
| 2003 TOTAL | | | | 6 | 1 | | 214 | 133 | 121 |
| 2002 TOTAL | | | | 10 | 5 | | 262 | 159 | 152 |
| CRIME AGAINST PROPERTY | | | | | | | | | |
| Burglary* | | | | 1 | | | 126 | 24 | 16 |
| Larceny* | | | | | | | 385 | 126 | 104 |
| Motor Vehicle Theft* | | | | | | | 49 | 8 | 11 |
| Arson* | | | | 1 | 1 | | 11 | 7 | 4 |
| Forgery/Counterfeit | | | | | | | 56 | 10 | 22 |
| Fraud | | | | | | | 37 | 5 | 6 |
| Embezzlement | | | | | | | 3 | 2 | 3 |
| Stolen Property | | | | | | | 2 | 1 | |
| Vandalism | | | | 1 | 1 | | 171 | 34 | 30 |
| 2003 TOTAL | | | | 3 | 2 | | 840 | 217 | 196 |
| 2002 TOTAL | | | | 7 | 3 | | 751 | 210 | 193 |
| BEHAVIORAL CRIMES | | | | | | | | | |
| Weapon Laws | | | | 1 | | | 24 | 19 | 21 |
| Prostitution | | | | | | | | | |
| Drug Laws | | | | 17 | 15 | | 129 | 107 | 104 |
| Gambling | | | | | | | | | |
| Crimes Against Family | | | | 8 | 8 | | 20 | 14 | 6 |
| D.U.I.I | | | | 31 | 31 | | 155 | 149 | 124 |
| Liquor Laws | 7 | 7 | 7 | 4 | 6 | | 71 | 96 | 66 |
| Disorderly Conduct | | | | 1 | 1 | | 209 | 138 | 150 |
| All Other | 1 | 2 | 1 | 6 | 4 | | 358 | 79 | 128 |
| Curfew | | | | | | | 6 | 5 | 6 |
| Runaway Juveniles | | | | | | | 100 | 58 | 64 |
| 2003 TOTAL | 8 | 9 | 8 | 68 | 65 | | 1,072 | 665 | 669 |
| 2002 TOTAL | 3 | 2 | 3 | 91 | 79 | | 1,120 | 704 | 673 |
| GRAND TOTAL | 8 | 9 | 8 | 77 | 68 | | 2,126 | 1,015 | 986 |
| * Index Total | | | | 4 | 1 | | 642 | 189 | 179 |
| Traffic Crime | | | | 42 | 42 | 42 | 222 | 139 | 222 |
| Fish and Game Laws | | | | 57 | 57 | 57 | 57 | 57 | 57 |
| Marine Violations | | | | 4 | 4 | 4 | 22 | 22 | 22 |

*Not available

| Population 2003 | Josephine County - O.S.P. | | | Josephine County Totals 78,350 | | |
|-------------------------------|---------------------------|------------|----------|-----------------------------------|--------------|--------------|
| | Offenses | Arrests | Cleared* | Offenses | Arrests | Cleared |
| CRIME AGAINST PERSON | | | | | | |
| Willful Murder* | | | | 3 | 2 | 2 |
| Neg. Homicide | | | | | | |
| Forcible Rape* | 2 | 3 | | 27 | 9 | 5 |
| Other Sex Crimes | 21 | 8 | | 151 | 29 | 28 |
| Kidnapping | 3 | 3 | | 12 | 9 | 3 |
| Robbery* | 2 | 2 | | 41 | 27 | 15 |
| Aggravated Assault* | 11 | 6 | | 39 | 19 | 18 |
| Simple Assault | 13 | 13 | | 452 | 257 | 242 |
| 2003 TOTAL | 52 | 35 | | 725 | 352 | 313 |
| 2002 TOTAL | 56 | 16 | | 760 | 329 | 332 |
| CRIME AGAINST PROPERTY | | | | | | |
| Burglary* | 2 | 1 | | 467 | 61 | 51 |
| Larceny* | 4 | 1 | | 2,045 | 429 | 390 |
| Motor Vehicle Theft* | 2 | 4 | | 322 | 47 | 59 |
| Arson* | 3 | 1 | | 16 | 4 | 2 |
| Forgery/Counterfeit | 1 | 1 | | 117 | 20 | 23 |
| Fraud | | | | 110 | 10 | 16 |
| Embezzlement | | | | 1 | | |
| Stolen Property | 1 | 1 | | 13 | 4 | 4 |
| Vandalism | 9 | 8 | | 887 | 66 | 67 |
| 2003 TOTAL | 22 | 17 | | 3,978 | 641 | 612 |
| 2002 TOTAL | 39 | 25 | | 3,524 | 578 | 536 |
| BEHAVIORAL CRIMES | | | | | | |
| Weapon Laws | 20 | 25 | | 118 | 57 | 56 |
| Prostitution | 1 | | | 3 | 2 | |
| Drug Laws | 88 | 103 | | 923 | 592 | 573 |
| Gambling | | | | | | |
| Crimes Against Family | 9 | 8 | | 59 | 11 | 18 |
| D.U.I.I | 295 | 295 | | 697 | 654 | 402 |
| Liquor Laws | 8 | 11 | | 264 | 333 | 194 |
| Disorderly Conduct | 7 | 10 | | 290 | 150 | 163 |
| All Other | 17 | 14 | | 726 | 263 | 339 |
| Curfew | 2 | 4 | | 183 | 151 | 181 |
| Runaway Juveniles | | | | 522 | 80 | 357 |
| 2003 TOTAL | 447 | 470 | | 3,785 | 2,293 | 2,283 |
| 2002 TOTAL | 426 | 457 | | 4,100 | 2,600 | 2,485 |
| GRAND TOTAL | 521 | 522 | | 8,488 | 3,286 | 3,208 |
| * Index Total | 26 | 18 | | 2,960 | 598 | 542 |
| Traffic Crime | 117 | 117 | 117 | 579 | 371 | 579 |
| Fish and Game Laws | 51 | 51 | 51 | 51 | 51 | 51 |
| Marine Violations | 1 | 1 | 1 | 1 | 1 | 1 |

*Not available

| Population 2003 | Klamath County - O.S.P. | | | Klamath County Totals 64,600 | | |
|-------------------------------|-------------------------|------------|----------|---------------------------------|--------------|--------------|
| | Offenses | Arrests | Cleared* | Offenses | Arrests | Cleared |
| CRIME AGAINST PERSON | | | | | | |
| Willful Murder* | | | | | 1 | |
| Neg. Homicide | | | | | 7 | 6 |
| Forcible Rape* | 5 | 1 | | 33 | | |
| Other Sex Crimes | 28 | 4 | | 133 | 26 | 32 |
| Kidnapping | 2 | 2 | | 38 | 9 | 25 |
| Robbery* | 1 | | | 41 | 29 | 21 |
| Aggravated Assault* | 20 | 7 | | 110 | 54 | 49 |
| Simple Assault | 34 | 23 | | 585 | 336 | 353 |
| 2003 TOTAL | 90 | 37 | | 940 | 462 | 486 |
| 2002 TOTAL | 101 | 48 | | 834 | 403 | 403 |
| CRIME AGAINST PROPERTY | | | | | | |
| Burglary* | 5 | 3 | | 488 | 82 | 57 |
| Larceny* | 17 | 12 | | 1,259 | 358 | 328 |
| Motor Vehicle Theft* | 7 | 9 | | 148 | 39 | 29 |
| Arson* | 8 | 5 | | 29 | 19 | 11 |
| Forgery/Counterfeit | 4 | 6 | | 103 | 32 | 24 |
| Fraud | 1 | | | 261 | 21 | 96 |
| Embezzlement | | | | 1 | | |
| Stolen Property | 2 | 4 | | 11 | 6 | 2 |
| Vandalism | 7 | 3 | | 482 | 54 | 66 |
| 2003 TOTAL | 51 | 42 | | 2,782 | 611 | 613 |
| 2002 TOTAL | 70 | 72 | | 2,540 | 535 | 469 |
| BEHAVIORAL CRIMES | | | | | | |
| Weapon Laws | 30 | 32 | | 143 | 74 | 85 |
| Prostitution | | | | | | |
| Drug Laws | 81 | 97 | | 419 | 326 | 238 |
| Gambling | | | | 1 | | 1 |
| Crimes Against Family | 19 | 18 | | 52 | 27 | 16 |
| D.U.I.I | 186 | 186 | | 478 | 458 | 292 |
| Liquor Laws | 34 | 53 | | 91 | 122 | 54 |
| Disorderly Conduct | 8 | 8 | | 379 | 190 | 208 |
| All Other | 82 | 83 | | 582 | 277 | 317 |
| Curfew | 3 | 3 | | 3 | 3 | |
| Runaway Juveniles | | | | 123 | 119 | 120 |
| 2003 TOTAL | 443 | 480 | | 2,271 | 1,596 | 1,331 |
| 2002 TOTAL | 705 | 744 | | 2,484 | 1,778 | 1,200 |
| GRAND TOTAL | 584 | 559 | | 5,993 | 2,669 | 2,430 |
| * Index Total | 63 | 37 | | 2,108 | 588 | 501 |
| Traffic Crime | 166 | 166 | 166 | 393 | 310 | 393 |
| Fish and Game Laws | 139 | 139 | 139 | 139 | 139 | 139 |
| Marine Violations | 6 | 6 | 6 | 6 | 6 | 6 |

*Not available

| Population 2003 | Lake County Sheriff 4,920 | | | Lakeview PD* 2,480 | | | Lake County - O.L.C.C. | | |
|-------------------------------|------------------------------|------------|------------|-----------------------|-----------|------------|------------------------|----------|----------|
| | Offenses | Arrests | Cleared | Offenses | Arrests | Cleared | Offenses | Arrests | Cleared |
| CRIME AGAINST PERSON | | | | | | | | | |
| Willful Murder* | | | | | | | | | |
| Neg. Homicide | | | | | | | | | |
| Forcible Rape* | 1 | 1 | 1 | 3 | 3 | 2 | | | |
| Other Sex Crimes | 3 | 1 | 2 | 10 | 1 | 2 | | | |
| Kidnapping | | | | 1 | | | | | |
| Robbery* | | | | | | | | | |
| Aggravated Assault* | | | | 3 | 4 | 2 | | | |
| Simple Assault | 19 | 13 | 13 | 13 | 5 | 5 | | | |
| 2003 TOTAL | 23 | 15 | 16 | 30 | 13 | 11 | | | |
| 2002 TOTAL | 33 | 20 | 20 | 4 | 1 | 2 | | | |
| CRIME AGAINST PROPERTY | | | | | | | | | |
| Burglary* | 26 | 3 | 3 | 17 | 3 | 9 | | | |
| Larceny* | 34 | 5 | 4 | 70 | 1 | 18 | | | |
| Motor Vehicle Theft* | 4 | 2 | 1 | 5 | 1 | 3 | | | |
| Arson* | 1 | 1 | 1 | | | | | | |
| Forgery/Counterfeit | | | | 5 | 1 | | | | |
| Fraud | 7 | 1 | 1 | 5 | | 2 | | | |
| Embezzlement | | | | | | | | | |
| Stolen Property | | | | | | | | | |
| Vandalism | 15 | 2 | 2 | 39 | | 4 | | | |
| 2003 TOTAL | 87 | 14 | 12 | 141 | 6 | 36 | | | |
| 2002 TOTAL | 94 | 17 | 23 | 10 | 2 | 2 | | | |
| BEHAVIORAL CRIMES | | | | | | | | | |
| Weapon Laws | 6 | 2 | 4 | 1 | | 1 | | | |
| Prostitution | | | | | | | | | |
| Drug Laws | 9 | 5 | 6 | 23 | 5 | 7 | | | |
| Gambling | | | | | | | | | |
| Crimes Against Family | 10 | 3 | 4 | 4 | | 1 | | | |
| D.U.I.I | 36 | 35 | 36 | 15 | 15 | 15 | | | |
| Liquor Laws | 4 | 7 | 4 | 5 | 7 | 4 | 4 | 1 | 4 |
| Disorderly Conduct | 14 | 13 | 14 | 35 | 9 | 15 | | | |
| All Other | 31 | 10 | 18 | 36 | | 11 | 1 | 1 | 1 |
| Curfew | | | | | | | | | |
| Runaway Juveniles | 4 | 4 | 4 | | | | | | |
| 2003 TOTAL | 114 | 79 | 90 | 119 | 36 | 54 | 5 | 2 | 5 |
| 2002 TOTAL | 114 | 83 | 90 | 3 | 3 | 3 | | | |
| GRAND TOTAL | 224 | 108 | 118 | 290 | 55 | 101 | 5 | 2 | 5 |
| * Index Total | 66 | 12 | 10 | 98 | 12 | 34 | | | |
| Traffic Crime | 13 | 8 | 13 | | | | | | |
| Fish and Game Laws | | | | | | | | | |
| Marine Violations | | | | | | | | | |

* 1 month reported in 2002

| Population 2003 | Lake County - O.S.P. | | | Lake County Totals 7,400 | | |
|-------------------------------|----------------------|-----------|----------|-----------------------------|------------|------------|
| | Offenses | Arrests | Cleared* | Offenses | Arrests | Cleared |
| CRIME AGAINST PERSON | | | | | | |
| Willful Murder* | | | | | | |
| Neg. Homicide | | | | | | |
| Forcible Rape* | | | | 4 | 4 | 3 |
| Other Sex Crimes | | | | 13 | 2 | 4 |
| Kidnapping | | | | 1 | | |
| Robbery* | | | | | | |
| Aggravated Assault* | 1 | | | 4 | 4 | 2 |
| Simple Assault | 3 | 2 | | 35 | 20 | 18 |
| 2003 TOTAL | 4 | 2 | | 57 | 30 | 27 |
| 2002 TOTAL | 6 | 3 | | 43 | 24 | 22 |
| CRIME AGAINST PROPERTY | | | | | | |
| Burglary* | | | | 43 | 6 | 12 |
| Larceny* | 2 | | | 106 | 6 | 22 |
| Motor Vehicle Theft* | | | | 9 | 3 | 4 |
| Arson* | | | | 1 | 1 | 1 |
| Forgery/Counterfeit | | | | 5 | 1 | |
| Fraud | | | | 12 | 1 | 3 |
| Embezzlement | | | | | | |
| Stolen Property | | | | | | |
| Vandalism | 1 | | | 55 | 2 | 6 |
| 2003 TOTAL | 3 | | | 231 | 20 | 48 |
| 2002 TOTAL | 4 | 2 | | 108 | 21 | 25 |
| BEHAVIORAL CRIMES | | | | | | |
| Weapon Laws | 1 | 1 | | 8 | 3 | 5 |
| Prostitution | | | | | | |
| Drug Laws | 1 | 1 | | 33 | 11 | 13 |
| Gambling | | | | | | |
| Crimes Against Family | 1 | 1 | | 15 | 4 | 5 |
| D.U.I.I | 7 | 7 | | 58 | 57 | 51 |
| Liquor Laws | 1 | | | 14 | 15 | 12 |
| Disorderly Conduct | 1 | 1 | | 50 | 23 | 29 |
| All Other | 11 | 8 | | 79 | 19 | 30 |
| Curfew | | | | | | |
| Runaway Juveniles | | | | 4 | 4 | 4 |
| 2003 TOTAL | 23 | 19 | | 261 | 136 | 149 |
| 2002 TOTAL | 27 | 30 | | 144 | 116 | 93 |
| GRAND TOTAL | 30 | 21 | | 549 | 186 | 224 |
| * Index Total | 3 | | | 167 | 24 | 44 |
| Traffic Crime | 2 | 2 | 2 | 15 | 10 | 15 |
| Fish and Game Laws | 109 | 109 | 109 | 109 | 109 | 109 |
| Marine Violations | 17 | 17 | 17 | 17 | 17 | 17 |

*Not available

| Population 2003 | Lane County - O.L.C.C. | | | Lane County - O.S.P. | | | Lane County Totals 329,400 | | |
|------------------------|------------------------|---------|---------|----------------------|---------|----------|-------------------------------|---------|---------|
| | Offenses | Arrests | Cleared | Offenses | Arrests | Cleared* | Offenses | Arrests | Cleared |
| CRIME AGAINST PERSON | | | | | | | | | |
| Willful Murder* | | | | 1 | | | 7 | 6 | 2 |
| Neg. Homicide | | | | | | | | 5 | |
| Forcible Rape* | | | | 3 | 1 | | 114 | 24 | 35 |
| Other Sex Crimes | | | | 57 | 11 | | 590 | 243 | 255 |
| Kidnapping | | | | 4 | 1 | | 43 | 18 | 28 |
| Robbery* | | | | 4 | 1 | | 257 | 187 | 110 |
| Aggravated Assault* | | | | 23 | 8 | | 522 | 361 | 319 |
| Simple Assault | | | | 62 | 48 | | 1,906 | 1,426 | 1,267 |
| 2003 TOTAL | | | | 154 | 70 | | 3,439 | 2,270 | 2,016 |
| 2002 TOTAL | | | | 159 | 78 | | 3,525 | 2,292 | 2,170 |
| CRIME AGAINST PROPERTY | | | | | | | | | |
| Burglary* | | | | 28 | 6 | | 3,113 | 513 | 368 |
| Larceny* | | | | 43 | 10 | | 11,861 | 2,908 | 2,406 |
| Motor Vehicle Theft* | | | | 21 | 5 | | 1,913 | 360 | 320 |
| Arson* | | | | 40 | 25 | | 220 | 66 | 37 |
| Forgery/Counterfeit | | | | 13 | 10 | | 1,462 | 382 | 465 |
| Fraud | | | | 10 | 5 | | 658 | 106 | 314 |
| Embezzlement | | | | | | | 4 | | |
| Stolen Property | | | | 2 | 7 | | 157 | 117 | 131 |
| Vandalism | | | | 16 | 14 | | 3,549 | 522 | 592 |
| 2003 TOTAL | | | | 173 | 82 | | 22,937 | 4,974 | 4,633 |
| 2002 TOTAL | | | | 262 | 121 | | 22,730 | 5,243 | 4,938 |
| BEHAVIORAL CRIMES | | | | | | | | | |
| Weapon Laws | | | | 20 | 16 | | 309 | 284 | 265 |
| Prostitution | | | | | | | 41 | 44 | 37 |
| Drug Laws | | | | 307 | 388 | | 3,484 | 3,653 | 2,928 |
| Gambling | | | | | | | | | |
| Crimes Against Family | | | | 55 | 50 | | 227 | 145 | 121 |
| D.U.I.I | | | | 618 | 618 | | 2,358 | 2,130 | 1,740 |
| Liquor Laws | 82 | 54 | 82 | 56 | 76 | | 2,468 | 3,741 | 2,397 |
| Disorderly Conduct | 1 | | 1 | 16 | 17 | | 1,028 | 735 | 843 |
| All Other | 73 | 68 | 73 | 144 | 128 | | 5,112 | 3,458 | 3,354 |
| Curfew | | | | | | | 169 | 95 | 169 |
| Runaway Juveniles | | | | 3 | | | 710 | 91 | 520 |
| 2003 TOTAL | 156 | 122 | 156 | 1,219 | 1,293 | | 15,906 | 14,376 | 12,374 |
| 2002 TOTAL | 133 | 99 | 133 | 1,376 | 1,531 | | 14,908 | 13,127 | 11,035 |
| GRAND TOTAL | 156 | 122 | 156 | 1,546 | 1,445 | | 42,282 | 21,620 | 19,023 |
| * Index Total | | | | 163 | 56 | | 18,007 | 4,425 | 3,597 |
| Traffic Crime | | | | 250 | 250 | | 2,853 | 1,973 | 2,603 |
| Fish and Game Laws | | | | 594 | 594 | | 594 | 594 | |
| Marine Violations | | | | 48 | 48 | | 48 | 48 | |

*Not available

| Population | Lincoln County Sheriff | | | Lincoln City PD | | | Newport PD | | | Toledo PD | | |
|------------------------|------------------------|---------|---------|-----------------|---------|---------|------------|---------|---------|-----------|---------|---------|
| | Offenses | Arrests | Cleared | Offenses | Arrests | Cleared | Offenses | Arrests | Cleared | Offenses | Arrests | Cleared |
| 2003 | 24,260 | | | 7,420 | | | 9,740 | | | 3,580 | | |
| CRIME AGAINST PERSON | | | | | | | | | | | | |
| Willful Murder* | | | | | | | | | | | | |
| Neg. Homicide | | | | | | | | | | | | |
| Forcible Rape* | 24 | 6 | 6 | 3 | | | 15 | 3 | 6 | | 1 | |
| Other Sex Crimes | 45 | 2 | 6 | 26 | 1 | 5 | 56 | 7 | 26 | 1 | | |
| Kidnapping | 4 | | 1 | 1 | | | 12 | 2 | 10 | 1 | 2 | 1 |
| Robbery* | | | | 5 | | 1 | 11 | 9 | 8 | 1 | 1 | 1 |
| Aggravated Assault* | 79 | 46 | 55 | 65 | 8 | 23 | 114 | 69 | 82 | 4 | 4 | 4 |
| Simple Assault | 104 | 59 | 64 | 70 | 49 | 33 | 121 | 68 | 77 | 52 | 38 | 44 |
| 2003 TOTAL | 256 | 113 | 132 | 170 | 58 | 62 | 329 | 158 | 209 | 59 | 46 | 50 |
| 2002 TOTAL | 189 | 92 | 104 | 207 | 78 | 71 | 180 | 106 | 142 | 48 | 27 | 35 |
| CRIME AGAINST PROPERTY | | | | | | | | | | | | |
| Burglary* | 324 | 31 | 45 | 161 | 16 | 12 | 198 | 20 | 34 | 33 | 3 | 7 |
| Larceny* | 565 | 41 | 41 | 627 | 61 | 51 | 831 | 198 | 216 | 98 | 24 | 34 |
| Motor Vehicle Theft* | 50 | 8 | 9 | 69 | 9 | 7 | 68 | 8 | 13 | 10 | 2 | 1 |
| Arson* | 16 | 1 | 2 | 3 | | | 11 | 3 | 3 | | | |
| Forgery/Counterfeit | 12 | | | 41 | 5 | 7 | 34 | 7 | 13 | 9 | 2 | 4 |
| Fraud | 44 | 1 | 4 | 64 | 9 | 11 | 46 | 7 | 12 | 3 | 1 | 2 |
| Embezzlement | | | | 1 | | | | | | | | |
| Stolen Property | 2 | 1 | 2 | 7 | 4 | 2 | 4 | 1 | 4 | | | |
| Vandalism | 341 | 25 | 49 | 231 | 12 | 16 | 363 | 44 | 69 | 59 | 19 | 36 |
| 2003 TOTAL | 1,354 | 108 | 152 | 1,204 | 116 | 106 | 1,555 | 288 | 364 | 212 | 51 | 84 |
| 2002 TOTAL | 878 | 83 | 208 | 983 | 113 | 127 | 1,024 | 280 | 372 | 184 | 49 | 48 |
| BEHAVIORAL CRIMES | | | | | | | | | | | | |
| Weapon Laws | 13 | 6 | 13 | 13 | 4 | 6 | 24 | 8 | 16 | 1 | 2 | 1 |
| Prostitution | | | | | | | | | | | | |
| Drug Laws | 37 | 30 | 29 | 37 | 17 | 21 | 89 | 72 | 78 | 10 | 9 | 9 |
| Gambling | | | | | | | | | | | | |
| Crimes Against Family | 55 | 11 | 16 | 21 | | 1 | 45 | 14 | 23 | 1 | 1 | |
| D.U.I. | 162 | 151 | 157 | 88 | 86 | 87 | 183 | 162 | 181 | 22 | 21 | 22 |
| Liquor Laws | 54 | 92 | 51 | 37 | 53 | 30 | 41 | 61 | 32 | 7 | 18 | 7 |
| Disorderly Conduct | 166 | 26 | 61 | 44 | 9 | 9 | 203 | 94 | 125 | 51 | 43 | 47 |
| All Other | 594 | 116 | 180 | 292 | 46 | 41 | 505 | 173 | 267 | 77 | 51 | 65 |
| Curfew | | | | 1 | 1 | 1 | 7 | 7 | 7 | 1 | 1 | 1 |
| Runaway Juveniles | 29 | | 20 | 40 | 3 | 4 | 34 | 7 | 24 | 10 | 1 | 10 |
| 2003 TOTAL | 1,110 | 432 | 527 | 573 | 219 | 200 | 1,131 | 598 | 753 | 180 | 147 | 162 |
| 2002 TOTAL | 728 | 288 | 421 | 689 | 273 | 211 | 707 | 504 | 639 | 189 | 119 | 159 |
| GRAND TOTAL | 2,720 | 653 | 811 | 1,947 | 393 | 368 | 3,015 | 1,044 | 1,326 | 451 | 244 | 296 |
| * Index Total | 1,058 | 133 | 158 | 933 | 94 | 94 | 1,248 | 310 | 362 | 146 | 35 | 47 |
| Traffic Crime | 121 | 38 | 79 | 71 | 31 | 59 | 275 | 96 | 163 | 39 | 30 | 39 |
| Fish and Game Laws | | | | 5 | 4 | 5 | | | | | | |
| Marine Violations | 2 | | 1 | 1 | | | 7 | 6 | 6 | | | |

| Population 2003 | Lincoln County - O.L.C.C. | | | Lincoln County - O.S.P. | | | Lincoln County Totals 45,000 | | |
|-------------------------------|---------------------------|----------|-----------|-------------------------|------------|----------|---------------------------------|--------------|--------------|
| | Offenses | Arrests | Cleared | Offenses | Arrests | Cleared* | Offenses | Arrests | Cleared |
| CRIME AGAINST PERSON | | | | | | | | | |
| Willful Murder* | | | | | | | 43 | 10 | 12 |
| Neg. Homicide | | | | | | | 129 | 11 | 37 |
| Forcible Rape* | | | | 1 | | | 18 | 4 | 12 |
| Other Sex Crimes | | | | 1 | 1 | | 18 | 11 | 10 |
| Kidnapping | | | | | | | 271 | 131 | 164 |
| Robbery* | | | | 9 | 4 | | 356 | 224 | 218 |
| Aggravated Assault* | | | | 9 | 10 | | | | |
| Simple Assault | | | | | | | | | |
| 2003 TOTAL | | | | 21 | 16 | | 835 | 391 | 453 |
| 2002 TOTAL | | | | 10 | 10 | | 634 | 313 | 352 |
| CRIME AGAINST PROPERTY | | | | | | | | | |
| Burglary* | | | | 12 | 1 | | 728 | 71 | 98 |
| Larceny* | | | | 21 | 4 | | 2,142 | 328 | 342 |
| Motor Vehicle Theft* | | | | 6 | 1 | | 203 | 28 | 30 |
| Arson* | | | | 6 | 6 | | 36 | 10 | 5 |
| Forgery/Counterfeit | | | | 5 | 2 | | 101 | 16 | 24 |
| Fraud | | | | 6 | | | 163 | 18 | 29 |
| Embezzlement | | | | | | | 1 | | |
| Stolen Property | | | | 1 | 1 | | 14 | 7 | 8 |
| Vandalism | | | | 4 | 5 | | 998 | 105 | 170 |
| 2003 TOTAL | | | | 61 | 20 | | 4,386 | 583 | 706 |
| 2002 TOTAL | | | | 42 | 18 | | 3,111 | 543 | 755 |
| BEHAVIORAL CRIMES | | | | | | | | | |
| Weapon Laws | | | | 4 | 2 | | 55 | 22 | 36 |
| Prostitution | | | | | | | | | |
| Drug Laws | | | | 36 | 47 | | 209 | 175 | 137 |
| Gambling | | | | | | | | | |
| Crimes Against Family | | | | 5 | 5 | | 127 | 31 | 40 |
| D.U.I.I | | | | 39 | 39 | | 494 | 459 | 447 |
| Liquor Laws | 11 | 1 | 11 | 1 | 4 | | 151 | 229 | 131 |
| Disorderly Conduct | | | | 4 | 3 | | 468 | 175 | 242 |
| All Other | | | | 39 | 22 | | 1,507 | 408 | 553 |
| Curfew | | | | | | | 9 | 9 | 9 |
| Runaway Juveniles | | | | 8 | 1 | | 121 | 12 | 58 |
| 2003 TOTAL | 11 | 1 | 11 | 136 | 123 | | 3,141 | 1,520 | 1,653 |
| 2002 TOTAL | 28 | 8 | 28 | 182 | 217 | | 2,523 | 1,409 | 1,458 |
| GRAND TOTAL | 11 | 1 | 11 | 218 | 159 | | 8,362 | 2,494 | 2,812 |
| * Index Total | | | | 56 | 17 | | 3,441 | 589 | 661 |
| Traffic Crime | | | | 27 | 27 | 27 | 533 | 222 | 367 |
| Fish and Game Laws | | | | 443 | 443 | 443 | 448 | 447 | 448 |
| Marine Violations | | | | 9 | 9 | 9 | 19 | 15 | 16 |

*Not available

| | Linn County Sheriff | | | Albany PD | | | Lebanon PD | | | Sweet Home PD | | |
|------------------------|---------------------|---------|---------|-----------|---------|---------|------------|---------|---------|---------------|---------|---------|
| | Offenses | Arrests | Cleared | Offenses | Arrests | Cleared | Offenses | Arrests | Cleared | Offenses | Arrests | Cleared |
| Population | 39,830 | | | 43,600 | | | 13,140 | | | 8,330 | | |
| 2003 | | | | | | | | | | | | |
| CRIME AGAINST PERSON | | | | | | | | | | | | |
| Willful Murder* | 2 | 1 | | | | | | | | | | |
| Neg. Homicide | | | | | | | | | | | | |
| Forcible Rape* | 3 | 4 | 2 | 10 | 6 | 3 | 7 | 1 | 4 | 5 | 3 | 3 |
| Other Sex Crimes | 94 | 33 | 60 | 71 | 49 | 38 | 24 | 5 | 11 | 24 | 6 | 10 |
| Kidnapping | | 1 | | 13 | 10 | 9 | 3 | | | 2 | 1 | 1 |
| Robbery* | 9 | 4 | 5 | 34 | 20 | 12 | 9 | 2 | 2 | 2 | 2 | 1 |
| Aggravated Assault* | 2 | 1 | 1 | 33 | 31 | 24 | 13 | 10 | 9 | 32 | 22 | 24 |
| Simple Assault | 224 | 181 | 168 | 419 | 189 | 206 | 134 | 92 | 96 | 94 | 63 | 67 |
| 2003 TOTAL | 334 | 225 | 236 | 580 | 305 | 292 | 190 | 110 | 122 | 159 | 97 | 106 |
| 2002 TOTAL | 351 | 243 | 249 | 498 | 287 | 284 | 203 | 119 | 135 | 177 | 110 | 133 |
| CRIME AGAINST PROPERTY | | | | | | | | | | | | |
| Burglary* | 450 | 56 | 54 | 518 | 56 | 45 | 131 | 13 | 10 | 105 | 17 | 16 |
| Larceny* | 1,108 | 90 | 110 | 3,182 | 440 | 665 | 1,001 | 114 | 114 | 399 | 71 | 70 |
| Motor Vehicle Theft* | 141 | 44 | 28 | 351 | 45 | 81 | 98 | 21 | 9 | 56 | 9 | 8 |
| Arson* | 11 | 2 | 3 | 13 | 8 | 5 | 13 | 3 | 2 | 3 | 2 | 2 |
| Forgery/Counterfeit | 38 | 12 | 7 | 79 | 39 | 29 | 52 | 24 | 25 | 23 | 6 | 6 |
| Fraud | 77 | 8 | 11 | 69 | 6 | 14 | 50 | 13 | 9 | 13 | 6 | 6 |
| Embezzlement | | | | | | | | | | 4 | 3 | 3 |
| Stolen Property | 1 | | | | | | 3 | 4 | 3 | | 1 | |
| Vandalism | 386 | 58 | 62 | 981 | 53 | 164 | 279 | 30 | 26 | 119 | 20 | 17 |
| 2003 TOTAL | 2,212 | 270 | 275 | 5,193 | 647 | 1,003 | 1,627 | 222 | 198 | 722 | 135 | 128 |
| 2002 TOTAL | 1,683 | 237 | 217 | 3,741 | 484 | 857 | 1,211 | 171 | 156 | 588 | 107 | 114 |
| BEHAVIORAL CRIMES | | | | | | | | | | | | |
| Weapon Laws | 29 | 19 | 24 | 68 | 30 | 44 | 20 | 15 | 17 | 9 | 7 | 8 |
| Prostitution | | 2 | | | 2 | | | | | | | |
| Drug Laws | 121 | 94 | 89 | 230 | 90 | 97 | 83 | 56 | 69 | 60 | 37 | 51 |
| Gambling | | | | | | | | | | | | |
| Crimes Against Family | 23 | 1 | 13 | 96 | 13 | 23 | 8 | 4 | 6 | 14 | 5 | 7 |
| D.U.I. | 148 | 139 | 148 | 260 | 241 | 260 | 29 | 29 | 29 | 43 | 41 | 43 |
| Liquor Laws | 66 | 168 | 64 | 95 | 188 | 79 | 33 | 45 | 30 | 41 | 46 | 38 |
| Disorderly Conduct | 118 | 64 | 68 | 733 | 139 | 197 | 47 | 28 | 34 | 98 | 41 | 63 |
| All Other | 1,613 | 268 | 1,470 | 2,473 | 458 | 910 | 135 | 89 | 90 | 244 | 81 | 118 |
| Curfew | 24 | 17 | 24 | 113 | 81 | 113 | 7 | 7 | 7 | 22 | 18 | 22 |
| Runaway Juveniles | 1 | 53 | 1 | 1 | 60 | 1 | 66 | 27 | 55 | 64 | 54 | 63 |
| 2003 TOTAL | 2,143 | 825 | 1,901 | 4,069 | 1,302 | 1,724 | 428 | 300 | 337 | 595 | 330 | 413 |
| 2002 TOTAL | 1,883 | 948 | 1,670 | 3,875 | 1,271 | 1,797 | 397 | 278 | 311 | 656 | 348 | 477 |
| GRAND TOTAL | 4,689 | 1,320 | 2,412 | 9,842 | 2,254 | 3,019 | 2,245 | 632 | 657 | 1,476 | 562 | 647 |
| * Index Total | 1,726 | 202 | 203 | 4,141 | 606 | 835 | 1,272 | 164 | 150 | 602 | 126 | 124 |
| Traffic Crime | 207 | 110 | 207 | 188 | 95 | 188 | 68 | 55 | 68 | 97 | 37 | 97 |
| Fish and Game Laws | 3 | 1 | 3 | | | | | | | | | |
| Marine Violations | | | | 1 | 1 | 1 | | | | | | |

| Population 2003 | Linn County - O.L.C.C. | | | Linn County - O.S.P. | | | Linn County Totals 104,900 | | |
|-------------------------------|------------------------|---------|----------|----------------------|------------|----------|-------------------------------|--------------|--------------|
| | Offenses | Arrests | Cleared | Offenses | Arrests | Cleared* | Offenses | Arrests | Cleared |
| CRIME AGAINST PERSON | | | | | | | | | |
| Willful Murder* | | | | | | | 2 | 1 | |
| Neg. Homicide | | | | | | | | | |
| Forcible Rape* | | | | | | | 25 | 14 | 12 |
| Other Sex Crimes | | | | 6 | 1 | | 219 | 94 | 119 |
| Kidnapping | | | | | | | 18 | 12 | 10 |
| Robbery* | | | | 2 | | | 56 | 28 | 20 |
| Aggravated Assault* | | | | 5 | 1 | | 85 | 65 | 58 |
| Simple Assault | | | | 26 | 26 | | 897 | 551 | 537 |
| 2003 TOTAL | | | | 39 | 28 | | 1,302 | 765 | 756 |
| 2002 TOTAL | | | | 54 | 56 | | 1,283 | 815 | 801 |
| CRIME AGAINST PROPERTY | | | | | | | | | |
| Burglary* | | | | 1 | | | 1,205 | 142 | 125 |
| Larceny* | | | | 14 | 11 | | 5,704 | 726 | 959 |
| Motor Vehicle Theft* | | | | 6 | 9 | | 652 | 128 | 126 |
| Arson* | | | | 7 | 6 | | 47 | 21 | 12 |
| Forgery/Counterfeit | | | | 5 | 2 | | 197 | 83 | 67 |
| Fraud | | | | 3 | 2 | | 212 | 35 | 40 |
| Embezzlement | | | | | | | 4 | 3 | 3 |
| Stolen Property | | | | 1 | 2 | | 5 | 7 | 3 |
| Vandalism | | | | 1 | 1 | | 1,766 | 162 | 269 |
| 2003 TOTAL | | | | 38 | 33 | | 9,792 | 1,307 | 1,604 |
| 2002 TOTAL | | | | 25 | 21 | | 7,248 | 1,020 | 1,344 |
| BEHAVIORAL CRIMES | | | | | | | | | |
| Weapon Laws | | | | 11 | 20 | | 137 | 91 | 93 |
| Prostitution | | | | | | | | 4 | |
| Drug Laws | | | | 92 | 128 | | 586 | 405 | 306 |
| Gambling | | | | 1 | | | 1 | | |
| Crimes Against Family | | | | 7 | 7 | | 148 | 30 | 49 |
| D.U.I.I | | | | 133 | 133 | | 613 | 583 | 480 |
| Liquor Laws | 4 | | 4 | 12 | 23 | | 251 | 470 | 215 |
| Disorderly Conduct | | | | 15 | 15 | | 1,011 | 287 | 362 |
| All Other | | | | 60 | 68 | | 4,525 | 964 | 2,588 |
| Curfew | | | | | | | 166 | 123 | 166 |
| Runaway Juveniles | | | | | | | 132 | 194 | 120 |
| 2003 TOTAL | 4 | | 4 | 331 | 394 | | 7,570 | 3,151 | 4,379 |
| 2002 TOTAL | 51 | 18 | 51 | 430 | 484 | | 7,292 | 3,347 | 4,306 |
| GRAND TOTAL | 4 | | 4 | 408 | 455 | | 18,664 | 5,223 | 6,739 |
| * Index Total | | | | 35 | 27 | | 7,776 | 1,125 | 1,312 |
| Traffic Crime | | | | 105 | 105 | 105 | 665 | 402 | 665 |
| Fish and Game Laws | | | | 193 | 193 | 193 | 196 | 194 | 196 |
| Marine Violations | | | | 13 | 13 | 13 | 14 | 14 | 14 |

*Not available

| | Malheur County Sheriff | | | Nyssa PD* | | | Ontario PD | | | Vale PD** (Serviced by SO) | | |
|------------------------|------------------------|---------|---------|-----------|---------|---------|------------|---------|---------|-------------------------------|---------|---------|
| | Offenses | Arrests | Cleared | Offenses | Arrests | Cleared | Offenses | Arrests | Cleared | Offenses | Arrests | Cleared |
| Population | 17,660 | | | 3,170 | | | 11,170 | | | | | |
| 2003 | | | | | | | | | | | | |
| CRIME AGAINST PERSON | | | | | | | | | | | | |
| Willful Murder* | | | | | | | | | | | | |
| Neg. Homicide | | | | | | | | | | | | |
| Forcible Rape* | 3 | | | 4 | | | 6 | 1 | 1 | | | |
| Other Sex Crimes | 18 | 3 | 2 | | | | 43 | 3 | 3 | | | |
| Kidnapping | | | | | | | 1 | | | | | |
| Robbery* | | | | 2 | | | 4 | 3 | 3 | | | |
| Aggravated Assault* | 4 | 2 | 2 | 2 | 2 | | 55 | 30 | 25 | | | |
| Simple Assault | 65 | 38 | 37 | 6 | 3 | | 82 | 35 | 36 | | | |
| 2003 TOTAL | 90 | 43 | 41 | 14 | 5 | | 191 | 72 | 68 | | | |
| 2002 TOTAL | 78 | 28 | 27 | 5 | 4 | | 198 | 75 | 74 | | | |
| CRIME AGAINST PROPERTY | | | | | | | | | | | | |
| Burglary* | 44 | 4 | 1 | 23 | 2 | | 76 | 12 | 8 | | | |
| Larceny* | 86 | 10 | 8 | 65 | 14 | 8 | 624 | 194 | 176 | | | |
| Motor Vehicle Theft* | 18 | 1 | | 8 | 2 | 2 | 41 | 5 | 4 | | | |
| Arson* | 1 | | | | | | 1 | | | | | |
| Forgery/Counterfeit | 4 | | | | | | 29 | 6 | 7 | | | |
| Fraud | 13 | 1 | | 2 | | | 31 | 1 | 3 | | | |
| Embezzlement | | | | | | | 1 | | | | | |
| Stolen Property | 3 | | | | | | | 7 | | | | |
| Vandalism | 37 | 16 | 9 | 34 | 2 | | 390 | 34 | 27 | | | |
| 2003 TOTAL | 206 | 32 | 18 | 132 | 20 | 10 | 1,193 | 259 | 225 | | | |
| 2002 TOTAL | 288 | 41 | 25 | 48 | 10 | 9 | 1,323 | 270 | 220 | | | |
| BEHAVIORAL CRIMES | | | | | | | | | | | | |
| Weapon Laws | 1 | | | | | | 22 | 16 | 18 | | | |
| Prostitution | | | | | | | 1 | | | | | |
| Drug Laws | 36 | 29 | 20 | 10 | 15 | 2 | 177 | 87 | 84 | | | |
| Gambling | | | | | | | | | | | | |
| Crimes Against Family | 20 | 5 | 3 | | | | 23 | 8 | 10 | | | |
| D.U.I.I | 53 | 52 | 53 | 26 | 26 | 26 | 60 | 57 | 60 | | | |
| Liquor Laws | 38 | 83 | 38 | 11 | 11 | | 58 | 69 | 57 | | | |
| Disorderly Conduct | 45 | 19 | 17 | 15 | 26 | 2 | 244 | 140 | 105 | | | |
| All Other | 654 | 174 | 366 | 8 | 8 | | 1,104 | 487 | 480 | | | |
| Curfew | | | | | | | 74 | 60 | 74 | | | |
| Runaway Juveniles | 24 | 7 | 3 | 25 | | | 126 | 48 | 33 | | | |
| 2003 TOTAL | 871 | 369 | 500 | 95 | 86 | 30 | 1,889 | 972 | 921 | | | |
| 2002 TOTAL | 772 | 312 | 329 | 34 | 44 | 7 | 1,644 | 637 | 577 | | | |
| GRAND TOTAL | 1,167 | 444 | 559 | 241 | 111 | 40 | 3,273 | 1,303 | 1,214 | | | |
| * Index Total | 156 | 17 | 11 | 104 | 20 | 10 | 807 | 245 | 217 | | | |
| Traffic Crime | 12 | 12 | 12 | 2 | 2 | 2 | 39 | 29 | 39 | | | |
| Fish and Game Laws | 1 | 1 | 1 | | | | | | | | | |
| Marine Violations | 3 | 3 | 3 | | | | | | | | | |

*Full year estimate based on 8 months reported.

**Included in Malheur S.O. data.

| Population 2003 | Malheur County - O.L.C.C. | | | Malheur County - O.S.P. | | | Malheur County Totals 32,000 | | |
|-------------------------------|---------------------------|---------|----------|-------------------------|------------|----------|---------------------------------|--------------|--------------|
| | Offenses | Arrests | Cleared | Offenses | Arrests | Cleared* | Offenses | Arrests | Cleared |
| CRIME AGAINST PERSON | | | | | | | | | |
| Willful Murder* | | | | | | | 13 | 1 | 1 |
| Neg. Homicide | | | | | | | 62 | 6 | 5 |
| Forcible Rape* | | | | | | | 2 | 1 | |
| Other Sex Crimes | | | | 1 | | | 6 | 3 | 3 |
| Kidnapping | | | | 1 | 1 | | 70 | 35 | 27 |
| Robbery* | | | | 9 | 1 | | 172 | 88 | 73 |
| Aggravated Assault* | | | | 19 | 12 | | 325 | 134 | 109 |
| Simple Assault | | | | 30 | 14 | | 303 | 118 | 101 |
| 2003 TOTAL | | | | 22 | 11 | | | | |
| 2002 TOTAL | | | | | | | | | |
| CRIME AGAINST PROPERTY | | | | | | | | | |
| Burglary* | | | | 1 | | | 144 | 18 | 9 |
| Larceny* | | | | 4 | 2 | | 779 | 220 | 192 |
| Motor Vehicle Theft* | | | | 1 | | | 68 | 8 | 6 |
| Arson* | | | | | | | 2 | | |
| Forgery/Counterfeit | | | | | | | 33 | 6 | 7 |
| Fraud | | | | 1 | | | 47 | 2 | 3 |
| Embezzlement | | | | | | | 1 | | |
| Stolen Property | | | | 1 | | | 4 | 7 | |
| Vandalism | | | | 3 | 2 | | 464 | 54 | 36 |
| 2003 TOTAL | | | | 11 | 4 | | 1,542 | 315 | 253 |
| 2002 TOTAL | | | | 10 | 7 | | 1,669 | 328 | 254 |
| BEHAVIORAL CRIMES | | | | | | | | | |
| Weapon Laws | | | | 8 | 3 | | 31 | 19 | 18 |
| Prostitution | | | | | | | 1 | | |
| Drug Laws | | | | 52 | 50 | | 275 | 181 | 106 |
| Gambling | | | | | | | 52 | 22 | 13 |
| Crimes Against Family | | | | 9 | 9 | | 272 | 268 | 139 |
| D.U.I.I | | | | 133 | 133 | | 144 | 208 | 100 |
| Liquor Laws | 5 | | 5 | 32 | 45 | | 307 | 189 | 124 |
| Disorderly Conduct | | | | 3 | 4 | | 1,786 | 687 | 846 |
| All Other | | | | 20 | 18 | | 80 | 71 | 74 |
| Curfew | | | | 6 | 11 | | 176 | 55 | 36 |
| Runaway Juveniles | | | | 1 | | | 3,124 | 1,700 | 1,456 |
| 2003 TOTAL | 5 | | 5 | 264 | 273 | | 2,639 | 1,174 | 918 |
| 2002 TOTAL | 5 | 2 | 5 | 184 | 179 | | | | |
| GRAND TOTAL | 5 | | 5 | 305 | 291 | | 4,991 | 2,149 | 1,818 |
| * Index Total | | | | 15 | 3 | | 1,082 | 285 | 238 |
| Traffic Crime | | | | 34 | 34 | 34 | 87 | 77 | 87 |
| Fish and Game Laws | | | | 73 | 73 | 73 | 74 | 74 | 74 |
| Marine Violations | | | | 3 | 3 | 3 | 6 | 6 | 6 |

*Not available

| Population | Marion County Sheriff | | | Aumsville PD | | | Aurora PD | | | Gervais PD* | | |
|------------------------|-----------------------|---------|---------|--------------|---------|---------|-----------|---------|---------|-------------|---------|---------|
| | Offenses | Arrests | Cleared | Offenses | Arrests | Cleared | Offenses | Arrests | Cleared | Offenses | Arrests | Cleared |
| 2003 | 87,940 | | | 3,050 | | | 660 | | | 2,110 | | |
| CRIME AGAINST PERSON | | | | | | | | | | | | |
| Willful Murder* | 4 | 2 | 1 | | | | | | | | | |
| Neg. Homicide | | 1 | | | | | | | | | | |
| Forcible Rape* | 16 | 4 | 3 | | | | | | | | | |
| Other Sex Crimes | 207 | 15 | 18 | 1 | 3 | | | | | 4 | | |
| Kidnapping | 14 | | 4 | | 1 | | | | | | | |
| Robbery* | 27 | 12 | 9 | | | | | | | | | |
| Aggravated Assault* | 113 | 47 | 80 | | | | | | | | 2 | |
| Simple Assault | 541 | 201 | 130 | | 8 | | 1 | | 1 | 5 | 10 | |
| 2003 TOTAL | 922 | 282 | 245 | 1 | 12 | | 1 | | 1 | 9 | 12 | |
| 2002 TOTAL | 773 | 284 | 233 | 2 | 9 | | 3 | | | 8 | 5 | |
| CRIME AGAINST PROPERTY | | | | | | | | | | | | |
| Burglary* | 940 | 46 | 44 | 3 | | | 13 | | 6 | 22 | | |
| Larceny* | 3,124 | 200 | 166 | 12 | 4 | | 14 | | 8 | 50 | 2 | |
| Motor Vehicle Theft* | 798 | 76 | 44 | 1 | | | 3 | | 1 | 10 | 11 | |
| Arson* | 9 | 1 | 2 | | | | | | | | | |
| Forgery/Counterfeit | 97 | 40 | 42 | 1 | | | 1 | | | | | |
| Fraud | 142 | 7 | 14 | 2 | | | 6 | | 1 | | | |
| Embezzlement | | | | | | | | | | | | |
| Stolen Property | 30 | 3 | | | | | 1 | | | | | |
| Vandalism | 1,039 | 59 | 69 | 26 | 8 | | 7 | | 3 | 34 | | |
| 2003 TOTAL | 6,179 | 432 | 381 | 45 | 12 | | 45 | | 19 | 116 | 13 | |
| 2002 TOTAL | 5,318 | 333 | 264 | 31 | 8 | | 42 | 1 | 3 | 131 | 9 | 4 |
| BEHAVIORAL CRIMES | | | | | | | | | | | | |
| Weapon Laws | 82 | 33 | 51 | | 2 | | | | | | | |
| Prostitution | 1 | | | | | | | | | | | |
| Drug Laws | 374 | 310 | 318 | | 13 | | 1 | | | | 6 | |
| Gambling | | | | | | | | | | | | |
| Crimes Against Family | 45 | 24 | 12 | 2 | | | 1 | | 1 | | 2 | |
| D.U.I.I | 78 | 56 | 78 | 17 | 17 | 17 | 1 | | | 12 | 12 | 12 |
| Liquor Laws | 246 | 106 | 84 | 4 | 15 | | 4 | | 3 | | | |
| Disorderly Conduct | 95 | 144 | 58 | 1 | 2 | | 1 | 1 | 1 | 2 | | |
| All Other | 4,277 | 209 | 1,668 | 118 | 19 | | 22 | 1 | 13 | 20 | 26 | |
| Curfew | 4 | 1 | 4 | 3 | 3 | 3 | | | | | | |
| Runaway Juveniles | 289 | | 5 | 5 | | | 1 | | 1 | | | |
| 2003 TOTAL | 5,491 | 883 | 2,278 | 150 | 71 | 20 | 31 | 2 | 19 | 34 | 46 | 12 |
| 2002 TOTAL | 2,417 | 693 | 456 | 117 | 95 | 37 | 25 | 7 | 5 | 65 | 53 | 13 |
| GRAND TOTAL | 12,592 | 1,597 | 2,904 | 196 | 95 | 20 | 77 | 2 | 39 | 159 | 71 | 12 |
| * Index Total | 5,031 | 388 | 349 | 16 | 4 | | 30 | | 15 | 82 | 15 | |
| Traffic Crime | 292 | 81 | 292 | 9 | 6 | 9 | 3 | | | 13 | 5 | 12 |
| Fish and Game Laws | | | | | | | | | | | | |
| Marine Violations | | | | | | | | | | | | |

*Full year estimate based on 8 months reported.

| | Hubbard PD 2,700 | | | Keizer PD 34,010 | | | Mt. Angel PD 3,700 | | | Salem PD (Marion County) 123,410 | | |
|------------------------|---------------------|---------|---------|---------------------|---------|---------|-----------------------|---------|---------|-------------------------------------|---------|---------|
| Population | Offenses | Arrests | Cleared | Offenses | Arrests | Cleared | Offenses | Arrests | Cleared | Offenses | Arrests | Cleared |
| 2003 | | | | | | | | | | | | |
| CRIME AGAINST PERSON | | | | | | | | | | | | |
| Willful Murder* | | | | 1 | | | | | | 7 | 6 | 4 |
| Neg. Homicide | | | | | | | | | | | 1 | 1 |
| Forcible Rape* | | | | 1 | 2 | 1 | 2 | | 1 | 72 | 16 | 21 |
| Other Sex Crimes | 4 | 1 | 1 | 56 | 16 | 17 | 10 | 2 | 5 | 289 | 109 | 123 |
| Kidnapping | 3 | 1 | 2 | 3 | | 1 | | | | 67 | 11 | 46 |
| Robbery* | | | | 8 | 4 | 3 | 1 | 1 | 1 | 177 | 80 | 83 |
| Aggravated Assault* | | | | 9 | 5 | 8 | 2 | 2 | 2 | 262 | 129 | 169 |
| Simple Assault | 22 | 22 | 19 | 244 | 104 | 212 | 13 | 7 | 10 | 1,450 | 730 | 1,072 |
| 2003 TOTAL | 29 | 24 | 22 | 322 | 131 | 242 | 28 | 12 | 19 | 2,324 | 1,082 | 1,519 |
| 2002 TOTAL | 28 | 12 | 19 | 399 | 144 | 278 | 24 | 11 | 20 | 2,169 | 875 | 1,365 |
| CRIME AGAINST PROPERTY | | | | | | | | | | | | |
| Burglary* | 21 | | 2 | 212 | 49 | 44 | 21 | 1 | 4 | 1,553 | 191 | 217 |
| Larceny* | 73 | | | 1,048 | 145 | 283 | 145 | 11 | 17 | 8,341 | 1,597 | 1,860 |
| Motor Vehicle Theft* | 12 | 4 | 4 | 144 | 26 | 35 | 16 | 4 | 2 | 1,535 | 212 | 212 |
| Arson* | | | | 5 | 11 | 3 | 1 | | 1 | 43 | 23 | 10 |
| Forgery/Counterfeit | 5 | | 2 | 41 | 11 | 9 | 2 | | | 747 | 178 | 296 |
| Fraud | 4 | | 2 | 158 | 19 | 53 | 12 | 1 | 4 | 894 | 195 | 335 |
| Embezzlement | | | | | | | | | | 6 | | |
| Stolen Property | | | | 9 | 7 | 6 | | 1 | | 100 | 62 | 97 |
| Vandalism | 36 | 4 | 4 | 477 | 58 | 142 | 61 | 1 | 6 | 2,542 | 212 | 387 |
| 2003 TOTAL | 151 | 8 | 14 | 2,094 | 326 | 575 | 258 | 19 | 34 | 15,761 | 2,670 | 3,414 |
| 2002 TOTAL | 149 | 19 | 46 | 2,061 | 279 | 534 | 197 | 25 | 59 | 15,209 | 2,361 | 3,393 |
| BEHAVIORAL CRIMES | | | | | | | | | | | | |
| Weapon Laws | 2 | | 1 | 25 | 7 | 23 | 2 | 1 | 2 | 183 | 78 | 162 |
| Prostitution | | | | 3 | | 3 | | | | 26 | 24 | 22 |
| Drug Laws | 25 | 17 | 23 | 111 | 120 | 100 | 9 | 10 | 9 | 1,231 | 1,080 | 1,172 |
| Gambling | | | | | | | | | | | | |
| Crimes Against Family | | | | 27 | 9 | 19 | 1 | 1 | 1 | 100 | 33 | 76 |
| D.U.I. | 57 | 55 | 56 | 85 | 81 | 85 | 17 | 14 | 15 | 540 | 481 | 539 |
| Liquor Laws | 4 | 2 | 3 | 92 | 57 | 90 | 3 | 4 | 3 | 541 | 258 | 390 |
| Disorderly Conduct | 5 | 7 | 5 | 135 | 79 | 105 | 9 | | 6 | 833 | 352 | 542 |
| All Other | 33 | 7 | 25 | 923 | 186 | 781 | 66 | 7 | 52 | 3,912 | 1,524 | 2,049 |
| Curfew | | | | 60 | 54 | 58 | 3 | 3 | 3 | 304 | 241 | 300 |
| Runaway Juveniles | 11 | 2 | 4 | 197 | 3 | 128 | 18 | 8 | 15 | 652 | 187 | 304 |
| 2003 TOTAL | 137 | 90 | 117 | 1,658 | 596 | 1,392 | 128 | 48 | 106 | 8,322 | 4,258 | 5,556 |
| 2002 TOTAL | 164 | 96 | 129 | 1,579 | 671 | 1,465 | 257 | 73 | 251 | 7,844 | 4,108 | 5,637 |
| GRAND TOTAL | 317 | 122 | 153 | 4,074 | 1,053 | 2,209 | 414 | 79 | 159 | 26,407 | 8,010 | 10,489 |
| * Index Total | 106 | 4 | 6 | 1,428 | 242 | 377 | 188 | 19 | 28 | 11,990 | 2,254 | 2,576 |
| Traffic Crime | 30 | 8 | 25 | 532 | 410 | 494 | 37 | 27 | 34 | 1,272 | 639 | 1,070 |
| Fish and Game Laws | | | | | | | | | | | | |
| Marine Violations | | | | | | | | | | 2 | | 2 |

| Population 2003 | Marion County - O.L.C.C. | | | Marion County - O.S.P. | | | Marion County Totals 295,900 | | | Salem PD Total (Marion&Polk) 142,940 | | |
|-------------------------------|--------------------------|----------|-----------|------------------------|------------|----------|---------------------------------|---------------|---------------|---|--------------|---------------|
| | Offenses | Arrests | Cleared | Offenses | Arrests | Cleared* | Offenses | Arrests | Cleared | Offenses | Arrests | Cleared |
| CRIME AGAINST PERSON | | | | | | | | | | | | |
| Willful Murder* | | | | 2 | | | 14 | 8 | 5 | 7 | 6 | 4 |
| Neg. Homicide | | | | | | | | 2 | 1 | | 1 | 1 |
| Forcible Rape* | | | | 5 | 1 | | 107 | 25 | 33 | 76 | 17 | 24 |
| Other Sex Crimes | | | | 22 | 2 | | 670 | 165 | 202 | 308 | 117 | 133 |
| Kidnapping | | | | | | | 90 | 16 | 55 | 70 | 11 | 47 |
| Robbery* | | | | 2 | 1 | | 232 | 107 | 103 | 185 | 86 | 87 |
| Aggravated Assault* | | | | 41 | 3 | | 456 | 203 | 284 | 265 | 130 | 170 |
| Simple Assault | | | | 59 | 40 | | 2,601 | 1,294 | 1,642 | 1,543 | 776 | 1,143 |
| 2003 TOTAL | | | | 131 | 47 | | 4,170 | 1,820 | 2,325 | 2,454 | 1,144 | 1,609 |
| 2002 TOTAL | | | | 158 | 61 | | 4,018 | 1,594 | 2,214 | 2,358 | 929 | 1,467 |
| CRIME AGAINST PROPERTY | | | | | | | | | | | | |
| Burglary* | | | | 18 | 4 | | 3,073 | 336 | 357 | 1,656 | 199 | 225 |
| Larceny* | | | | 52 | 12 | | 14,532 | 2,215 | 2,651 | 8,700 | 1,635 | 1,927 |
| Motor Vehicle Theft* | | | | 28 | 2 | | 2,739 | 356 | 320 | 1,589 | 216 | 219 |
| Arson* | | | | 21 | 16 | | 101 | 58 | 20 | 45 | 24 | 12 |
| Forgery/Counterfeit | | | | 20 | 7 | | 1,085 | 281 | 412 | 762 | 179 | 301 |
| Fraud | | | | 15 | 3 | | 1,378 | 245 | 472 | 933 | 199 | 342 |
| Embezzlement | | | | | | | 9 | 1 | 3 | 6 | | |
| Stolen Property | | | | 3 | 2 | | 151 | 91 | 110 | 101 | 64 | 98 |
| Vandalism | | | | 19 | 15 | | 5,081 | 411 | 728 | 2,722 | 226 | 421 |
| 2003 TOTAL | | | | 176 | 61 | | 28,149 | 3,994 | 5,073 | 16,514 | 2,742 | 3,545 |
| 2002 TOTAL | | | | 170 | 105 | | 27,372 | 3,675 | 5,474 | 16,496 | 2,482 | 3,584 |
| BEHAVIORAL CRIMES | | | | | | | | | | | | |
| Weapon Laws | | | | 38 | 19 | | 376 | 165 | 282 | 191 | 79 | 169 |
| Prostitution | | | | | | | 32 | 25 | 26 | 26 | 24 | 22 |
| Drug Laws | | | | 144 | 145 | | 2,121 | 1,924 | 1,836 | 1,256 | 1,093 | 1,196 |
| Gambling | | | | 1 | | | 1 | | | | | |
| Crimes Against Family | | | | 17 | 15 | | 251 | 105 | 149 | 114 | 39 | 87 |
| D.U.I.I | | | | 404 | 404 | | 1,496 | 1,378 | 1,086 | 556 | 496 | 555 |
| Liquor Laws | 46 | 3 | 46 | 30 | 42 | | 1,142 | 722 | 783 | 593 | 292 | 424 |
| Disorderly Conduct | 1 | | 1 | 33 | 41 | | 1,188 | 687 | 789 | 863 | 361 | 560 |
| All Other | 1 | | 1 | 112 | 65 | | 10,885 | 2,275 | 5,531 | 4,123 | 1,599 | 2,151 |
| Curfew | | | | | | | 444 | 360 | 436 | 321 | 251 | 317 |
| Runaway Juveniles | | | | | | | 1,383 | 252 | 544 | 710 | 191 | 321 |
| 2003 TOTAL | 48 | 3 | 48 | 779 | 731 | | 19,319 | 7,893 | 11,462 | 8,753 | 4,425 | 5,802 |
| 2002 TOTAL | 96 | 10 | 96 | 1,082 | 1,047 | | 16,532 | 7,852 | 10,566 | 8,444 | 4,362 | 5,998 |
| GRAND TOTAL | 48 | 3 | 48 | 1,086 | 839 | | 51,638 | 13,707 | 18,860 | 27,721 | 8,311 | 10,956 |
| * Index Total | | | | 169 | 39 | | 21,254 | 3,308 | 3,773 | 12,523 | 2,313 | 2,668 |
| Traffic Crime | | | | 294 | 294 | 294 | 2,964 | 1,693 | 2,575 | 1,308 | 652 | 1,106 |
| Fish and Game Laws | | | | 216 | 216 | 216 | 217 | 216 | 217 | | | |
| Marine Violations | | | | 19 | 19 | 19 | 21 | 19 | 21 | 2 | | 2 |

*Not available

| Population 2003 | Morrow County Sheriff 8,670 | | | Boardman PD* 3,080 | | | Heppner PD* 1410 | | |
|------------------------|--------------------------------|---------|---------|-----------------------|---------|---------|---------------------|---------|---------|
| | Offenses | Arrests | Cleared | Offenses | Arrests | Cleared | Offenses | Arrests | Cleared |
| CRIME AGAINST PERSON | | | | | | | | | |
| Willful Murder* | | | | | | | | | |
| Neg. Homicide | | | | | | | | | |
| Forcible Rape* | 3 | 1 | 2 | | | | | | |
| Other Sex Crimes | 22 | 3 | 9 | 4 | 2 | 2 | | | |
| Kidnapping | 4 | | 2 | | | | | | |
| Robbery* | 2 | 1 | 2 | | | | | | |
| Aggravated Assault* | 38 | 29 | 26 | 5 | 4 | 4 | | | |
| Simple Assault | 73 | 34 | 35 | 22 | 17 | 17 | 8 | 10 | 4 |
| 2003 TOTAL | 142 | 68 | 76 | 31 | 23 | 23 | 8 | 10 | 4 |
| 2002 TOTAL | 142 | 56 | 72 | 40 | 25 | 17 | 8 | 10 | 4 |
| CRIME AGAINST PROPERTY | | | | | | | | | |
| Burglary* | 48 | 5 | 6 | 7 | 2 | | 8 | | 1 |
| Larceny* | 157 | 16 | 16 | 54 | 10 | 12 | 10 | | |
| Motor Vehicle Theft* | 20 | 8 | 4 | 4 | 2 | 2 | | | |
| Arson* | 6 | | 1 | | | | | | |
| Forgery/Counterfeit | 14 | 2 | 3 | 2 | 2 | 2 | | | |
| Fraud | 16 | 1 | | 7 | | | 4 | | |
| Embezzlement | | | | | | | | | |
| Stolen Property | | | | | | | | | |
| Vandalism | 138 | 11 | 15 | 95 | 10 | 7 | 8 | 4 | 2 |
| 2003 TOTAL | 399 | 43 | 45 | 169 | 26 | 23 | 30 | 4 | 3 |
| 2002 TOTAL | 422 | 44 | 50 | 231 | 40 | 27 | 30 | 4 | 3 |
| BEHAVIORAL CRIMES | | | | | | | | | |
| Weapon Laws | 5 | 3 | 3 | 4 | 2 | 4 | 2 | 2 | 1 |
| Prostitution | | | | | | | | | |
| Drug Laws | 47 | 36 | 38 | 14 | 14 | 14 | | | |
| Gambling | | | | | | | | | |
| Crimes Against Family | 4 | 3 | 3 | 2 | 2 | 2 | | | 1 |
| D.U.I.I | 46 | 42 | 46 | 51 | 49 | 51 | 2 | 2 | |
| Liquor Laws | 15 | 31 | 14 | 15 | 27 | 15 | 2 | | |
| Disorderly Conduct | 32 | 33 | 26 | 14 | 12 | 14 | | | 14 |
| All Other | 182 | 55 | 64 | 66 | 44 | 50 | 60 | 26 | |
| Curfew | 7 | 7 | 7 | | | | | | |
| Runaway Juveniles | 12 | | 10 | | | | | | |
| 2003 TOTAL | 350 | 210 | 211 | 166 | 150 | 150 | 66 | 30 | 16 |
| 2002 TOTAL | 468 | 248 | 281 | 223 | 196 | 120 | 66 | 30 | 16 |
| GRAND TOTAL | 891 | 321 | 332 | 366 | 199 | 196 | 104 | 44 | 23 |
| * Index Total | 274 | 60 | 57 | 70 | 18 | 18 | 18 | | 1 |
| Traffic Crime | 38 | 27 | 38 | | | | 2 | 2 | 1 |
| Fish and Game Laws | | | | | | | | | |
| Marine Violations | | | | | | | | | |

*Full year estimate based on 7 months reported.

*Did not report for 2003. 2002 data repeated for 2003.

| Population 2003 | Morrow County - O.L.C.C. | | | Morrow County - O.S.P. | | | Morrow County Totals 11,750 | | |
|-------------------------------|--------------------------|----------|----------|------------------------|-----------|----------|--------------------------------|------------|------------|
| | Offenses | Arrests | Cleared | Offenses | Arrests | Cleared* | Offenses | Arrests | Cleared |
| CRIME AGAINST PERSON | | | | | | | | | |
| Willful Murder* | | | | | | | | | |
| Neg. Homicide | | | | | | | 3 | 1 | 2 |
| Forcible Rape* | | | | | | | 27 | 5 | 11 |
| Other Sex Crimes | | | | 1 | | | 4 | | 2 |
| Kidnapping | | | | | | | 2 | 1 | 2 |
| Robbery* | | | | | | | 44 | 34 | 30 |
| Aggravated Assault* | | | | 1 | 1 | | 105 | 63 | 56 |
| Simple Assault | | | | 2 | 2 | | 185 | 104 | 103 |
| 2003 TOTAL | | | | 4 | 3 | | 201 | 98 | 93 |
| 2002 TOTAL | | | | 11 | 7 | | | | |
| CRIME AGAINST PROPERTY | | | | | | | | | |
| Burglary* | | | | | | | 63 | 7 | 7 |
| Larceny* | | | | 1 | 1 | | 222 | 27 | 28 |
| Motor Vehicle Theft* | | | | 1 | | | 25 | 10 | 6 |
| Arson* | | | | 1 | 1 | | 7 | 1 | 1 |
| Forgery/Counterfeit | | | | 1 | | | 17 | 4 | 5 |
| Fraud | | | | 1 | | | 28 | 1 | |
| Embezzlement | | | | | | | | | |
| Stolen Property | | | | | | | | | |
| Vandalism | | | | 1 | 1 | | 242 | 26 | 24 |
| 2003 TOTAL | | | | 6 | 3 | | 604 | 76 | 71 |
| 2002 TOTAL | | | | 12 | 4 | | 695 | 92 | 80 |
| BEHAVIORAL CRIMES | | | | | | | | | |
| Weapon Laws | | | | | | | 11 | 7 | 8 |
| Prostitution | | | | | | | | | |
| Drug Laws | | | | 2 | | | 63 | 50 | 52 |
| Gambling | | | | | | | | | |
| Crimes Against Family | | | | 6 | 5 | | 12 | 10 | 6 |
| D.U.I.I | | | | 8 | 8 | | 107 | 101 | 97 |
| Liquor Laws | 8 | 5 | 8 | 1 | 1 | | 41 | 64 | 37 |
| Disorderly Conduct | | | | | | | 46 | 45 | 54 |
| All Other | | | | 10 | 7 | | 318 | 132 | 114 |
| Curfew | | | | | | | 7 | 7 | 7 |
| Runaway Juveniles | | | | | | | 12 | | 10 |
| 2003 TOTAL | 8 | 5 | 8 | 27 | 21 | | 617 | 416 | 385 |
| 2002 TOTAL | 6 | 3 | 6 | 43 | 43 | | 806 | 520 | 423 |
| GRAND TOTAL | 8 | 5 | 8 | 37 | 27 | | 1,406 | 596 | 559 |
| * Index Total | | | | 4 | 3 | | 366 | 81 | 76 |
| Traffic Crime | | | | 8 | 8 | 8 | 48 | 37 | 47 |
| Fish and Game Laws | | | | 31 | 31 | 31 | 31 | 31 | 31 |
| Marine Violations | | | | 2 | 2 | 2 | 2 | 2 | 2 |

*Not available

| Population 2003 | Multnomah County Sheriff 16,160 | | | Fairview PD 8,590 | | | Gresham PD 93,660 | | |
|-------------------------------|------------------------------------|--------------|--------------|----------------------|------------|------------|----------------------|--------------|--------------|
| | Offenses | Arrests | Cleared | Offenses | Arrests | Cleared | Offenses | Arrests | Cleared |
| CRIME AGAINST PERSON | | | | | | | | | |
| Willful Murder* | | 1 | | | | | 1 | 4 | 1 |
| Neg. Homicide | | | | | | | | | |
| Forcible Rape* | 8 | 1 | 1 | 1 | 1 | 1 | 67 | 15 | 25 |
| Other Sex Crimes | 47 | 9 | 14 | 9 | 3 | 5 | 173 | 21 | 32 |
| Kidnapping | 11 | | 6 | 4 | | 1 | 8 | 1 | 2 |
| Robbery* | 10 | 3 | 2 | 4 | 1 | 1 | 154 | 51 | 60 |
| Aggravated Assault* | 34 | 33 | 22 | 5 | 6 | 2 | 260 | 130 | 150 |
| Simple Assault | 183 | 175 | 120 | 56 | 37 | 35 | 820 | 360 | 432 |
| 2003 TOTAL | 293 | 222 | 165 | 79 | 48 | 45 | 1,483 | 582 | 702 |
| 2002 TOTAL | 274 | 164 | 139 | 84 | 51 | 49 | 1,591 | 756 | 864 |
| CRIME AGAINST PROPERTY | | | | | | | | | |
| Burglary* | 137 | 10 | 10 | 81 | 3 | 1 | 955 | 82 | 106 |
| Larceny* | 851 | 143 | 117 | 297 | 20 | 23 | 3,942 | 510 | 423 |
| Motor Vehicle Theft* | 121 | 32 | 25 | 50 | 2 | 3 | 1,165 | 117 | 136 |
| Arson* | 1 | 6 | | 2 | 1 | 1 | 53 | 7 | 5 |
| Forgery/Counterfeit | 104 | 16 | 26 | 40 | 1 | 4 | 310 | 54 | 85 |
| Fraud | 122 | 25 | 22 | 36 | 2 | 2 | 548 | 32 | 73 |
| Embezzlement | | | | | | | 32 | 3 | 17 |
| Stolen Property | 9 | 1 | 7 | | | | 2 | 5 | 1 |
| Vandalism | 211 | 43 | 38 | 92 | 3 | 5 | 949 | 139 | 89 |
| 2003 TOTAL | 1,556 | 276 | 245 | 598 | 32 | 39 | 7,956 | 949 | 935 |
| 2002 TOTAL | 1,151 | 170 | 197 | 583 | 48 | 48 | 7,469 | 1,036 | 1,011 |
| BEHAVIORAL CRIMES | | | | | | | | | |
| Weapon Laws | 50 | 51 | 45 | 3 | 2 | 3 | 45 | 43 | 38 |
| Prostitution | 5 | 7 | 4 | | | | | | |
| Drug Laws | 421 | 229 | 330 | 18 | 12 | 15 | 292 | 315 | 276 |
| Gambling | | | | | | | | | |
| Crimes Against Family | 16 | | 8 | 5 | | 1 | 81 | 11 | 16 |
| D.U.I.I | 316 | 290 | 316 | 57 | 52 | 57 | 576 | 492 | 576 |
| Liquor Laws | 47 | 75 | 46 | 3 | 1 | 3 | 99 | 135 | 96 |
| Disorderly Conduct | 64 | 64 | 48 | 6 | 2 | 3 | 365 | 240 | 177 |
| All Other | 329 | 81 | 214 | 49 | 11 | 34 | 199 | 107 | 90 |
| Curfew | 16 | 13 | 16 | | | | 123 | 82 | 123 |
| Runaway Juveniles | 56 | 14 | 35 | 47 | 8 | 17 | 353 | 78 | 343 |
| 2003 TOTAL | 1,320 | 824 | 1,062 | 188 | 88 | 133 | 2,133 | 1,503 | 1,735 |
| 2002 TOTAL | 1,300 | 697 | 948 | 140 | 74 | 100 | 1,848 | 1,301 | 1,480 |
| GRAND TOTAL | 3,169 | 1,322 | 1,472 | 865 | 168 | 217 | 11,572 | 3,034 | 3,372 |
| * Index Total | 1,162 | 229 | 177 | 440 | 34 | 32 | 6,597 | 916 | 906 |
| Traffic Crime | 963 | 728 | 963 | 118 | 100 | 118 | 551 | 258 | 551 |
| Fish and Game Laws | | | | | | | 1 | | 1 |
| Marine Violations | | | | | | | 1 | | 1 |

| Population 2003 | Multnomah County - O.L.C.C. | | | Multnomah County - O.S.P. | | | Multnomah County Totals 677,850 | | |
|-------------------------------|-----------------------------|------------|------------|---------------------------|------------|----------|------------------------------------|---------------|---------------|
| | Offenses | Arrests | Cleared | Offenses | Arrests | Cleared* | Offenses | Arrests | Cleared |
| CRIME AGAINST PERSON | | | | | | | | | |
| Willful Murder* | | | | | | | 30 | 41 | 12 |
| Neg. Homicide | | | | | | | 2 | | |
| Forcible Rape* | | | | 1 | | | 388 | 57 | 54 |
| Other Sex Crimes | | | | 8 | | | 920 | 124 | 141 |
| Kidnapping | | | | | | | 190 | 4 | 63 |
| Robbery* | | | | | | | 1,555 | 358 | 267 |
| Aggravated Assault* | | | | 4 | 2 | | 3,043 | 404 | 982 |
| Simple Assault | | | | 13 | 8 | | 6,160 | 3,991 | 2,625 |
| 2003 TOTAL | | | | 26 | 10 | | 12,288 | 4,979 | 4,144 |
| 2002 TOTAL | | | | 42 | 32 | | 12,452 | 3,737 | 4,568 |
| CRIME AGAINST PROPERTY | | | | | | | | | |
| Burglary* | | | | 1 | 1 | | 7,762 | 526 | 371 |
| Larceny* | | | | 21 | 15 | | 35,679 | 6,406 | 5,445 |
| Motor Vehicle Theft* | | | | 8 | 1 | | 7,417 | 861 | 432 |
| Arson* | | | | 8 | 8 | | 451 | 48 | 32 |
| Forgery/Counterfeit | | | | 11 | 4 | | 3,703 | 608 | 621 |
| Fraud | | | | 8 | 1 | | 3,941 | 303 | 545 |
| Embezzlement | | | | | | | 304 | 7 | 98 |
| Stolen Property | | | | 3 | 1 | | 129 | 49 | 66 |
| Vandalism | | | | 6 | 1 | | 8,257 | 862 | 683 |
| 2003 TOTAL | | | | 66 | 32 | | 67,643 | 9,670 | 8,293 |
| 2002 TOTAL | 1 | | 1 | 115 | 50 | | 64,123 | 6,535 | 8,262 |
| BEHAVIORAL CRIMES | | | | | | | | | |
| Weapon Laws | | | | 6 | 3 | | 725 | 475 | 426 |
| Prostitution | | | | | | | 411 | 286 | 185 |
| Drug Laws | | | | 87 | 86 | | 5,408 | 3,603 | 2,884 |
| Gambling | | | | 2 | | | 12 | 8 | 2 |
| Crimes Against Family | | | | 77 | 77 | | 318 | 110 | 69 |
| D.U.I.I | | | | 295 | 295 | | 3,670 | 3,265 | 3,375 |
| Liquor Laws | 201 | 86 | 200 | 26 | 36 | | 2,415 | 2,083 | 1,296 |
| Disorderly Conduct | | | | 10 | 10 | | 5,168 | 942 | 1,980 |
| All Other | 19 | 23 | 19 | 87 | 56 | | 8,026 | 3,275 | 3,484 |
| Curfew | | | | 1 | | | 294 | 211 | 293 |
| Runaway Juveniles | | | | | | | 2,572 | 562 | 2,256 |
| 2003 TOTAL | 220 | 109 | 219 | 591 | 563 | | 29,019 | 14,820 | 16,250 |
| 2002 TOTAL | 237 | 54 | 237 | 858 | 862 | | 25,555 | 10,987 | 14,197 |
| GRAND TOTAL | 220 | 109 | 219 | 683 | 605 | | 108,950 | 29,469 | 28,687 |
| * Index Total | | | | 43 | 27 | | 56,325 | 8,701 | 7,595 |
| Traffic Crime | | | | 113 | 113 | 113 | 7,097 | 3,792 | 7,097 |
| Fish and Game Laws | | | | 291 | 291 | 291 | 292 | 291 | 292 |
| Marine Violations | | | | 19 | 19 | 19 | 20 | 19 | 20 |

*Not available

| Population 2003 | Polk County - O.L.C.C. | | | Polk County - O.S.P. | | | Polk County Totals 64,000 | | |
|-------------------------------|------------------------|---------|---------|----------------------|---------|----------|------------------------------|---------|---------|
| | Offenses | Arrests | Cleared | Offenses | Arrests | Cleared* | Offenses | Arrests | Cleared |
| CRIME AGAINST PERSON | | | | | | | | | |
| Willful Murder* | | | | | | | | | |
| Neg. Homicide | | | | | | | 22 | 5 | 17 |
| Forcible Rape* | | | | 1 | | | 107 | 41 | 51 |
| Other Sex Crimes | | | | | | | 6 | | 3 |
| Kidnapping | | | | | | | 12 | 11 | 8 |
| Robbery* | | | | | | | 67 | 13 | 51 |
| Aggravated Assault* | | | | 1 | 1 | | 375 | 197 | 286 |
| Simple Assault | | | | 3 | 1 | | | | |
| 2003 TOTAL | | | | 5 | 2 | | 589 | 267 | 416 |
| 2002 TOTAL | | | | 1 | 1 | | 629 | 266 | 450 |
| CRIME AGAINST PROPERTY | | | | | | | | | |
| Burglary* | | | | | | | 339 | 40 | 41 |
| Larceny* | | | | 1 | 4 | | 1,406 | 197 | 290 |
| Motor Vehicle Theft* | | | | | | | 166 | 35 | 47 |
| Arson* | | | | | | | 8 | 4 | 3 |
| Forgery/Counterfeit | | | | | | | 55 | 6 | 19 |
| Fraud | | | | | | | 270 | 56 | 130 |
| Embezzlement | | | | | | | | | |
| Stolen Property | | | | | | | 18 | 16 | 15 |
| Vandalism | | | | 1 | 1 | | 799 | 77 | 140 |
| 2003 TOTAL | | | | 2 | 5 | | 3,061 | 431 | 685 |
| 2002 TOTAL | | | | 8 | 6 | | 3,681 | 569 | 885 |
| BEHAVIORAL CRIMES | | | | | | | | | |
| Weapon Laws | | | | 2 | 3 | | 34 | 20 | 28 |
| Prostitution | | | | | | | | | |
| Drug Laws | | | | 11 | 12 | | 319 | 282 | 281 |
| Gambling | | | | | | | | | |
| Crimes Against Family | | | | 2 | 2 | | 42 | 18 | 27 |
| D.U.I.I | | | | 23 | 23 | | 377 | 357 | 354 |
| Liquor Laws | | 9 | 9 | 5 | 15 | | 338 | 420 | 284 |
| Disorderly Conduct | | | | | | | 187 | 102 | 122 |
| All Other | | | | 7 | 4 | | 2,066 | 617 | 858 |
| Curfew | | | | | | | 109 | 80 | 106 |
| Runaway Juveniles | | | | | | | 288 | 117 | 165 |
| 2003 TOTAL | 9 | | 9 | 50 | 59 | | 3,760 | 2,013 | 2,225 |
| 2002 TOTAL | 9 | 1 | 9 | 97 | 98 | | 4,658 | 2,510 | 2,645 |
| GRAND TOTAL | 9 | | 9 | 57 | 66 | | 7,410 | 2,711 | 3,326 |
| * Index Total | | | | 3 | 5 | | 2,020 | 305 | 457 |
| Traffic Crime | | | | 23 | 23 | 23 | 596 | 387 | 561 |
| Fish and Game Laws | | | | 58 | 58 | 58 | 58 | 58 | 58 |
| Marine Violations | | | | 4 | 4 | 4 | 9 | 7 | 9 |

*Not available

| Population 2003 | Sherman County Sheriff 1,900 | | | Sherman County - O.L.C.C. | | | Sherman County - O.S.P. | | | Sherman County Totals 1,900 | | |
|-------------------------------|---------------------------------|-----------|-----------|---------------------------|----------|----------|-------------------------|-----------|----------|--------------------------------|------------|-----------|
| | Offenses | Arrests | Cleared | Offenses | Arrests | Cleared | Offenses | Arrests | Cleared* | Offenses | Arrests | Cleared |
| CRIME AGAINST PERSON | | | | | | | | | | | | |
| Willful Murder* | | | | | | | | | | | | |
| Neg. Homicide | | | | | | | | | | | | |
| Forcible Rape* | | | | | | | | | | | | |
| Other Sex Crimes | | | | | | | 1 | 1 | | 1 | 1 | |
| Kidnapping | | | | | | | | | | | | |
| Robbery* | | | | | | | | | | | | |
| Aggravated Assault* | | | | | | | 2 | 1 | | 2 | 1 | |
| Simple Assault | 13 | 9 | 9 | | | | 4 | 4 | | 17 | 13 | 9 |
| 2003 TOTAL | 13 | 9 | 9 | | | | 7 | 6 | | 20 | 15 | 9 |
| 2002 TOTAL | 18 | 17 | 15 | | | | 3 | 3 | | 21 | 20 | 15 |
| CRIME AGAINST PROPERTY | | | | | | | | | | | | |
| Burglary* | 9 | 8 | 8 | | | | | | | 9 | 8 | 8 |
| Larceny* | 22 | 3 | 4 | | | | 6 | 2 | | 28 | 5 | 4 |
| Motor Vehicle Theft* | 1 | | | | | | 2 | 1 | | 3 | 1 | |
| Arson* | | | | | | | | | | | | |
| Forgery/Counterfeit | 2 | 1 | 1 | | | | | | | 2 | 1 | 1 |
| Fraud | 3 | 1 | 1 | | | | | | | 3 | 1 | 1 |
| Embezzlement | | | | | | | | | | | | |
| Stolen Property | 1 | 1 | 1 | | | | | | | 1 | 1 | 1 |
| Vandalism | 10 | 5 | 3 | | | | | | | 10 | 5 | 3 |
| 2003 TOTAL | 48 | 19 | 18 | | | | 8 | 3 | | 56 | 22 | 18 |
| 2002 TOTAL | 50 | 11 | 9 | | | | 11 | 6 | | 61 | 17 | 9 |
| BEHAVIORAL CRIMES | | | | | | | | | | | | |
| Weapon Laws | | | | | | | 3 | 3 | | 3 | 3 | |
| Prostitution | | | | | | | | | | | | |
| Drug Laws | 2 | 3 | 2 | | | | 20 | 23 | | 22 | 26 | 2 |
| Gambling | | | | | | | | | | | | |
| Crimes Against Family | 1 | | | | | | | | | 1 | | |
| D.U.I.I | 6 | 6 | 6 | | | | 17 | 17 | | 23 | 23 | 6 |
| Liquor Laws | 1 | | 1 | 4 | 1 | 4 | 4 | 5 | | 9 | 6 | 5 |
| Disorderly Conduct | 1 | | | | | | | | | 1 | | |
| All Other | 17 | 6 | 8 | | | | 7 | 7 | | 24 | 13 | 8 |
| Curfew | | | | | | | | | | | | |
| Runaway Juveniles | | | | | | | | | | | | |
| 2003 TOTAL | 28 | 15 | 17 | 4 | 1 | 4 | 51 | 55 | | 83 | 71 | 21 |
| 2002 TOTAL | 39 | 23 | 27 | 3 | 1 | 3 | 45 | 33 | | 87 | 57 | 30 |
| GRAND TOTAL | 89 | 43 | 44 | 4 | 1 | 4 | 66 | 64 | | 159 | 108 | 48 |
| * Index Total | 32 | 11 | 12 | | | | 10 | 4 | | 42 | 15 | 12 |
| Traffic Crime | 10 | 9 | 10 | | | | 18 | 18 | 18 | 28 | 27 | 28 |
| Fish and Game Laws | | | | | | | 57 | 57 | 57 | 57 | 57 | 57 |
| Marine Violations | | | | | | | 10 | 10 | 10 | 10 | 10 | 10 |

*Not available

| Population 2003 | Tillamook County Sheriff 18,430 | | | Garibaldi PD* (Serviced by S.O.) | | | Manzanita PD 820 | | | Rockaway Beach PD 1,300 | | |
|-------------------------------|------------------------------------|------------|------------|-------------------------------------|---------|---------|---------------------|-----------|------------|----------------------------|---------|-----------|
| | Offenses | Arrests | Cleared | Offenses | Arrests | Cleared | Offenses | Arrests | Cleared | Offenses | Arrests | Cleared |
| CRIME AGAINST PERSON | | | | | | | | | | | | |
| Willful Murder* | | 1 | | | | | | | | | | |
| Neg. Homicide | | | | | | | | | | | | |
| Forcible Rape* | 2 | 2 | 2 | | | | | | 1 | | | 1 |
| Other Sex Crimes | 18 | 4 | 7 | | | | 1 | | 2 | 4 | | 2 |
| Kidnapping | | | | | | | | | | | | |
| Robbery* | 3 | 2 | 2 | | | | | | | | | |
| Aggravated Assault* | 24 | 15 | 17 | | | | | | | 1 | | |
| Simple Assault | 101 | 53 | 59 | | | | 1 | 1 | 7 | 8 | | 7 |
| 2003 TOTAL | 148 | 77 | 87 | | | | 2 | 1 | 10 | 13 | | 10 |
| 2002 TOTAL | 161 | 92 | 93 | | | | 1 | 1 | 10 | 10 | | 9 |
| CRIME AGAINST PROPERTY | | | | | | | | | | | | |
| Burglary* | 130 | 12 | 18 | | | | 3 | 1 | 35 | 18 | | 10 |
| Larceny* | 256 | 26 | 15 | | | | 15 | 3 | 35 | 11 | | 9 |
| Motor Vehicle Theft* | 44 | 6 | 6 | | | | | 2 | 1 | | | |
| Arson* | 6 | | 1 | | | | 2 | | | | | |
| Forgery/Counterfeit | 20 | 2 | 2 | | | | 2 | | 1 | 2 | | 1 |
| Fraud | 32 | 2 | 6 | | | | 1 | | 2 | 3 | | 2 |
| Embezzlement | 1 | | | | | | | | | | | |
| Stolen Property | 4 | 2 | 4 | | | | | | | | | |
| Vandalism | 147 | 13 | 19 | | | | 2 | 2 | 44 | 14 | | 6 |
| 2003 TOTAL | 640 | 63 | 71 | | | | 25 | 8 | 118 | 48 | | 28 |
| 2002 TOTAL | 629 | 52 | 56 | | | | 46 | 6 | 123 | 33 | | 27 |
| BEHAVIORAL CRIMES | | | | | | | | | | | | |
| Weapon Laws | 4 | 4 | 4 | | | | | 1 | | 1 | | |
| Prostitution | | | | | | | | | | | | |
| Drug Laws | 50 | 40 | 43 | | | | 3 | 3 | 4 | 4 | | 4 |
| Gambling | | | | | | | | | | | | |
| Crimes Against Family | 7 | 1 | 1 | | | | | 2 | 1 | | | |
| D.U.I.I | 85 | 85 | 85 | | | | 9 | 8 | 2 | 2 | | 2 |
| Liquor Laws | 108 | 214 | 106 | | | | 7 | 3 | 3 | 7 | | 3 |
| Disorderly Conduct | 34 | 12 | 12 | | | | 3 | 2 | 14 | 15 | | 14 |
| All Other | 191 | 86 | 79 | | | | 13 | 7 | 13 | 37 | | 11 |
| Curfew | 2 | 2 | 2 | | | | | | | | | |
| Runaway Juveniles | 26 | | 11 | | | | | | 1 | 4 | | 1 |
| 2003 TOTAL | 507 | 444 | 343 | | | | 35 | 26 | 38 | 70 | | 35 |
| 2002 TOTAL | 568 | 561 | 410 | | | | 11 | 10 | 33 | 41 | | 28 |
| GRAND TOTAL | 1,295 | 584 | 501 | | | | 62 | 35 | 166 | 131 | | 73 |
| * Index Total | 465 | 64 | 61 | | | | 20 | 6 | 72 | 30 | | 20 |
| Traffic Crime | 34 | 11 | 34 | | | | 2 | 2 | 3 | | | 3 |
| Fish and Game Laws | | | | | | | | | | | | |
| Marine Violations | | | | | | | | | | | | |

*Included in Tillamook S.O. data.

| Population 2003 | Tillamook PD 4,350 | | | Tillamook County - O.L.C.C. | | | Tillamook County - O.S.P. | | | Tillamook County Totals 24,900 | | |
|-------------------------------|-----------------------|------------|------------|-----------------------------|----------|----------|---------------------------|------------|----------|-----------------------------------|--------------|------------|
| | Offenses | Arrests | Cleared | Offenses | Arrests | Cleared | Offenses | Arrests | Cleared* | Offenses | Arrests | Cleared |
| CRIME AGAINST PERSON | | | | | | | | | | | | |
| Willful Murder* | | | | | | | | | | | 1 | |
| Neg. Homicide | | | | | | | | | | | | |
| Forcible Rape* | | | | | | | 1 | | | 4 | 2 | 3 |
| Other Sex Crimes | 10 | 7 | 5 | | | | | | | 31 | 15 | 14 |
| Kidnapping | | 1 | | | | | | | | | 1 | |
| Robbery* | | 2 | | | | | | | | 3 | 4 | 2 |
| Aggravated Assault* | 2 | 2 | 2 | | | | 5 | 4 | | 31 | 22 | 19 |
| Simple Assault | 19 | 11 | 15 | | | | 17 | 14 | | 145 | 87 | 81 |
| 2003 TOTAL | 31 | 23 | 22 | | | | 23 | 18 | | 214 | 132 | 119 |
| 2002 TOTAL | 31 | 21 | 18 | | | | 36 | 32 | | 239 | 156 | 120 |
| CRIME AGAINST PROPERTY | | | | | | | | | | | | |
| Burglary* | 38 | 5 | 6 | | | | 6 | | | 212 | 36 | 34 |
| Larceny* | 211 | 53 | 36 | | | | 9 | | | 526 | 93 | 61 |
| Motor Vehicle Theft* | 12 | 3 | 5 | | | | | | | 57 | 11 | 11 |
| Arson* | 2 | 1 | 1 | | | | 3 | 4 | | 13 | 5 | 2 |
| Forgery/Counterfeit | 13 | 1 | 3 | | | | 2 | 2 | | 38 | 7 | 6 |
| Fraud | 45 | 4 | 7 | | | | | | | 80 | 9 | 15 |
| Embezzlement | | | | | | | | | | 1 | | |
| Stolen Property | | | | | | | | | | 4 | 2 | 4 |
| Vandalism | 216 | 9 | 7 | | | | 3 | | | 412 | 38 | 32 |
| 2003 TOTAL | 537 | 76 | 65 | | | | 23 | 6 | | 1,343 | 201 | 165 |
| 2002 TOTAL | 556 | 64 | 54 | | | | 29 | 16 | | 1,383 | 171 | 139 |
| BEHAVIORAL CRIMES | | | | | | | | | | | | |
| Weapon Laws | 9 | 8 | 9 | | | | 9 | 9 | | 22 | 23 | 13 |
| Prostitution | | | | | | | | | | | | |
| Drug Laws | 14 | 11 | 13 | | | | 52 | 62 | | 123 | 120 | 63 |
| Gambling | | | | | | | | | | | | |
| Crimes Against Family | | | | | | | 25 | 25 | | 33 | 28 | 1 |
| D.U.I.I | 13 | 13 | 13 | | | | 24 | 24 | | 133 | 132 | 109 |
| Liquor Laws | 23 | 27 | 21 | 7 | 3 | 7 | 29 | 51 | | 177 | 305 | 144 |
| Disorderly Conduct | 100 | 57 | 53 | | | | | | | 151 | 86 | 80 |
| All Other | 125 | 83 | 80 | | | | 27 | 19 | | 369 | 232 | 177 |
| Curfew | 20 | 17 | 20 | | | | | | | 22 | 19 | 22 |
| Runaway Juveniles | 9 | | 2 | | | | | | | 36 | 4 | 14 |
| 2003 TOTAL | 313 | 216 | 211 | 7 | 3 | 7 | 166 | 190 | | 1,066 | 949 | 623 |
| 2002 TOTAL | 342 | 246 | 205 | 23 | 9 | 23 | 281 | 382 | | 1,258 | 1,249 | 670 |
| GRAND TOTAL | 881 | 315 | 298 | 7 | 3 | 7 | 212 | 214 | | 2,623 | 1,282 | 907 |
| * Index Total | 265 | 66 | 50 | | | | 24 | 8 | | 846 | 174 | 132 |
| Traffic Crime | 8 | 4 | 8 | | | | 25 | 25 | 25 | 72 | 42 | 72 |
| Fish and Game Laws | | | | | | | 429 | 429 | 429 | 429 | 429 | 429 |
| Marine Violations | | | | | | | 9 | 9 | 9 | 9 | 9 | 9 |

*Not available

| Population | Milton-Freewater PD* | | | Pendleton PD | | | Pilot Rock PD | | |
|------------------------|----------------------|---------|---------|--------------|---------|---------|---------------|---------|---------|
| | Offenses | Arrests | Cleared | Offenses | Arrests | Cleared | Offenses | Arrests | Cleared |
| 2003 | 6,500 | | | 16,830 | | | 1,540 | | |
| CRIME AGAINST PERSON | | | | | | | | | |
| Willful Murder* | | | | | | | | | |
| Neg. Homicide | | | | | | | | | |
| Forcible Rape* | 4 | 8 | 4 | 3 | 1 | 1 | | | |
| Other Sex Crimes | 8 | | | 12 | 4 | 2 | | | |
| Kidnapping | 4 | | 4 | 4 | 1 | 4 | | | |
| Robbery* | | | | 8 | 4 | 4 | | | |
| Aggravated Assault* | | | | 7 | 8 | 6 | | | |
| Simple Assault | 60 | 24 | 52 | 180 | 151 | 151 | 4 | 5 | 4 |
| 2003 TOTAL | 76 | 32 | 60 | 214 | 169 | 168 | 4 | 5 | 4 |
| 2002 TOTAL | 102 | 55 | 44 | 247 | 157 | 169 | 5 | 8 | 4 |
| CRIME AGAINST PROPERTY | | | | | | | | | |
| Burglary* | 96 | 8 | 4 | 195 | 28 | 6 | 3 | 3 | 1 |
| Larceny* | 241 | 80 | 76 | 585 | 128 | 66 | 7 | 2 | 4 |
| Motor Vehicle Theft* | 16 | 4 | 8 | 38 | 20 | 14 | 2 | | |
| Arson* | 1 | | | 5 | 5 | 2 | | | |
| Forgery/Counterfeit | 4 | | | 54 | 12 | 2 | | | |
| Fraud | 12 | | 4 | 61 | 4 | 6 | 1 | | 1 |
| Embezzlement | | | | 6 | | | | | |
| Stolen Property | | | | | 1 | | | | |
| Vandalism | 201 | 20 | 20 | 295 | 66 | 63 | | | |
| 2003 TOTAL | 571 | 112 | 112 | 1,239 | 264 | 159 | 13 | 5 | 6 |
| 2002 TOTAL | 520 | 49 | 42 | 1,173 | 289 | 186 | 43 | 6 | 7 |
| BEHAVIORAL CRIMES | | | | | | | | | |
| Weapon Laws | 4 | 4 | 4 | 27 | 18 | 19 | | | |
| Prostitution | | | | | | | | | |
| Drug Laws | 12 | 8 | 8 | 180 | 162 | 152 | 4 | 4 | 4 |
| Gambling | | | | | | | | | |
| Crimes Against Family | 8 | | 8 | 16 | 10 | 11 | | | |
| D.U.I.I | 72 | 72 | 72 | 268 | 254 | 268 | 11 | 11 | 11 |
| Liquor Laws | 16 | 16 | 16 | 167 | 237 | 160 | 7 | 11 | 7 |
| Disorderly Conduct | 132 | 16 | 25 | 65 | 59 | 64 | 1 | 1 | 1 |
| All Other | 180 | 64 | 132 | 294 | 213 | 259 | 5 | 6 | 5 |
| Curfew | 8 | | 8 | 79 | 59 | 79 | | | |
| Runaway Juveniles | 16 | 4 | 12 | 21 | 3 | 11 | | | |
| 2003 TOTAL | 448 | 184 | 285 | 1,117 | 1,015 | 1,023 | 28 | 33 | 28 |
| 2002 TOTAL | 498 | 236 | 286 | 1,090 | 914 | 968 | 39 | 38 | 36 |
| GRAND TOTAL | 1,095 | 328 | 457 | 2,570 | 1,448 | 1,350 | 45 | 43 | 38 |
| * Index Total | 358 | 100 | 92 | 841 | 194 | 99 | 12 | 5 | 5 |
| Traffic Crime | 20 | 16 | 20 | 84 | 52 | 84 | 2 | 2 | 2 |
| Fish and Game Laws | | | | | | | | | |
| Marine Violations | | | | | | | | | |

*Full year estimate based on 3 months reported.

| Population 2003 | Stanfield PD* | | | Umatilla PD | | | Weston PD | | | | | |
|-------------------------------|---------------|----------|---------|-------------|-------|----------|-----------|---------|-----|----------|---------|---------|
| | 1,980 | Offenses | Arrests | Cleared | 6,070 | Offenses | Arrests | Cleared | 720 | Offenses | Arrests | Cleared |
| CRIME AGAINST PERSON | | | | | | | | | | | | |
| Willful Murder* | | | | | 1 | | | | | | | |
| Neg. Homicide | | | | | 1 | | | | 4 | 1 | | 2 |
| Forcible Rape* | | | | | 2 | | | | | | | |
| Other Sex Crimes | | | | | 2 | 1 | | | | | | |
| Kidnapping | | | | | 5 | 4 | | | | | | |
| Robbery* | | | | | 24 | 12 | 2 | | 11 | 10 | | 11 |
| Aggravated Assault* | | | | | 35 | 17 | 2 | | 15 | 11 | | 13 |
| Simple Assault | | | | | 23 | 33 | | | 14 | 11 | | 11 |
| 2003 TOTAL | | | | | | | | | | | | |
| 2002 TOTAL | | | | | | | | | | | | |
| CRIME AGAINST PROPERTY | | | | | | | | | | | | |
| Burglary* | | | | | 25 | 5 | | | 12 | | | |
| Larceny* | | | | | 61 | | | | 29 | | | 2 |
| Motor Vehicle Theft* | | | | | 15 | 4 | | | 4 | 2 | | 2 |
| Arson* | | | | | 3 | | | | 1 | | | |
| Forgery/Counterfeit | | | | | 10 | 3 | | | | | | |
| Fraud | | | | | 5 | 4 | | | | | | |
| Embezzlement | | | | | | | | | | | | |
| Stolen Property | | | | | | | | | | | | |
| Vandalism | | | | | 43 | 1 | | | 17 | 3 | | 4 |
| 2003 TOTAL | | | | | 162 | 17 | | | 63 | 5 | | 8 |
| 2002 TOTAL | | | | | 272 | 38 | | | 79 | 11 | | 11 |
| BEHAVIORAL CRIMES | | | | | | | | | | | | |
| Weapon Laws | | | | | 2 | 2 | | | | | | |
| Prostitution | | | | | | | | | | | | |
| Drug Laws | | | | | 22 | 31 | | | | | | |
| Gambling | | | | | | | | | | | | |
| Crimes Against Family | | | | | 12 | 2 | | | | | | |
| D.U.I.I | | | | | 88 | 87 | 88 | | 1 | 1 | | 1 |
| Liquor Laws | | | | | 4 | 2 | | | 8 | 8 | | 8 |
| Disorderly Conduct | | | | | 4 | 8 | | | 7 | 5 | | 6 |
| All Other | | | | | 73 | 23 | | | 31 | 7 | | 13 |
| Curfew | | | | | | | | | 1 | 1 | | 1 |
| Runaway Juveniles | | | | | 8 | 2 | | | 2 | 1 | | 2 |
| 2003 TOTAL | | | | | 213 | 157 | 88 | | 50 | 23 | | 31 |
| 2002 TOTAL | | | | | 266 | 269 | 138 | | 91 | 71 | | 72 |
| GRAND TOTAL | | | | | 410 | 191 | 90 | | 128 | 39 | | 52 |
| * Index Total | | | | | 112 | 14 | | | 46 | 2 | | 4 |
| Traffic Crime | | | | | 20 | 19 | 20 | | 2 | 2 | | 2 |
| Fish and Game Laws | | | | | | | | | | | | |
| Marine Violations | | | | | | | | | | | | |

*Did not report in 2002 or 2003

| Population 2003 | Umatilla County - O.L.C.C. | | | Umatilla County - O.S.P. | | | Umatilla County Totals 71,100 | | |
|-------------------------------|----------------------------|---------|---------|--------------------------|---------|----------|----------------------------------|---------|---------|
| | Offenses | Arrests | Cleared | Offenses | Arrests | Cleared* | Offenses | Arrests | Cleared |
| CRIME AGAINST PERSON | | | | | | | | | |
| Willful Murder* | | | | | | | 2 | 2 | 3 |
| Neg. Homicide | | | | | | | | 2 | |
| Forcible Rape* | | | | 2 | | | 21 | 10 | 7 |
| Other Sex Crimes | | | | 11 | 1 | | 90 | 17 | 13 |
| Kidnapping | | | | 5 | | | 19 | 2 | 10 |
| Robbery* | | | | | | | 15 | 8 | 5 |
| Aggravated Assault* | | | | 26 | 6 | | 40 | 19 | 7 |
| Simple Assault | | | | 57 | 23 | | 493 | 369 | 275 |
| 2003 TOTAL | | | | 101 | 30 | | 680 | 429 | 320 |
| 2002 TOTAL | | | | 126 | 54 | | 764 | 455 | 287 |
| CRIME AGAINST PROPERTY | | | | | | | | | |
| Burglary* | | | | 3 | 2 | | 622 | 76 | 18 |
| Larceny* | | | | 11 | 9 | | 1,680 | 402 | 162 |
| Motor Vehicle Theft* | | | | 4 | 6 | | 201 | 55 | 28 |
| Arson* | | | | 9 | 8 | | 23 | 14 | 2 |
| Forgery/Counterfeit | | | | 8 | 18 | | 161 | 60 | 4 |
| Fraud | | | | 1 | 1 | | 118 | 14 | 12 |
| Embezzlement | | | | | | | 6 | | |
| Stolen Property | | | | 6 | 12 | | 6 | 13 | |
| Vandalism | | | | 7 | 5 | | 1,123 | 152 | 96 |
| 2003 TOTAL | | | | 49 | 61 | | 3,940 | 786 | 322 |
| 2002 TOTAL | | | | 93 | 109 | | 3,978 | 838 | 294 |
| BEHAVIORAL CRIMES | | | | | | | | | |
| Weapon Laws | | | | 16 | 18 | | 59 | 58 | 28 |
| Prostitution | | | | | | | | | |
| Drug Laws | | | | 210 | 307 | | 465 | 849 | 187 |
| Gambling | | | | | | | | | |
| Crimes Against Family | | | | 49 | 71 | | 104 | 89 | 20 |
| D.U.I.I | | | | 270 | 270 | | 820 | 793 | 550 |
| Liquor Laws | 107 | 75 | 107 | 11 | 30 | | 329 | 477 | 305 |
| Disorderly Conduct | | | | 10 | 8 | | 262 | 205 | 114 |
| All Other | 13 | 5 | 13 | 75 | 80 | | 963 | 1,290 | 472 |
| Curfew | | | | 1 | 2 | | 152 | 119 | 151 |
| Runaway Juveniles | | | | | | | 115 | 18 | 37 |
| 2003 TOTAL | 120 | 80 | 120 | 642 | 786 | | 3,269 | 3,898 | 1,864 |
| 2002 TOTAL | 44 | 7 | 44 | 826 | 885 | | 3,561 | 3,821 | 1,874 |
| GRAND TOTAL | 120 | 80 | 120 | 792 | 877 | | 7,889 | 5,113 | 2,506 |
| * Index Total | | | | 55 | 31 | | 2,604 | 586 | 232 |
| Traffic Crime | | | | 140 | 140 | 140 | 417 | 323 | 417 |
| Fish and Game Laws | | | | 163 | 163 | 163 | 163 | 163 | 163 |
| Marine Violations | | | | 15 | 15 | 15 | 15 | 15 | 15 |

*Not available

| Population 2003 | Union County - O.L.C.C. | | | Union County - O.S.P. | | | Union County Totals 24,650 | | |
|------------------------|-------------------------|---------|---------|-----------------------|---------|----------|-------------------------------|---------|---------|
| | Offenses | Arrests | Cleared | Offenses | Arrests | Cleared* | Offenses | Arrests | Cleared |
| CRIME AGAINST PERSON | | | | | | | | | |
| Willful Murder* | | | | 1 | | | 1 | 1 | 1 |
| Neg. Homicide | | | | | | | 1 | 1 | |
| Forcible Rape* | | | | 2 | 1 | | 3 | 1 | |
| Other Sex Crimes | | | | 21 | 19 | | 62 | 42 | 25 |
| Kidnapping | | | | | | | 1 | 1 | 1 |
| Robbery* | | | | | | | 3 | 1 | |
| Aggravated Assault* | | | | 5 | 5 | | 16 | 16 | 11 |
| Simple Assault | | | | 9 | 7 | | 106 | 85 | 80 |
| 2003 TOTAL | | | | 38 | 32 | | 193 | 148 | 118 |
| 2002 TOTAL | | | | 38 | 15 | | 171 | 114 | 102 |
| CRIME AGAINST PROPERTY | | | | | | | | | |
| Burglary* | | | | 5 | 6 | | 111 | 43 | 27 |
| Larceny* | | | | 6 | 5 | | 403 | 87 | 91 |
| Motor Vehicle Theft* | | | | 1 | | | 34 | 9 | 9 |
| Arson* | | | | 8 | 8 | | 8 | 8 | |
| Forgery/Counterfeit | | | | 4 | 2 | | 37 | 20 | 21 |
| Fraud | | | | 2 | 1 | | 86 | 23 | 46 |
| Embezzlement | | | | | | | 2 | | |
| Stolen Property | | | | 1 | 1 | | 10 | 11 | 9 |
| Vandalism | | | | 3 | 2 | | 242 | 33 | 44 |
| 2003 TOTAL | | | | 30 | 25 | | 933 | 234 | 247 |
| 2002 TOTAL | | | | 35 | 48 | | 876 | 250 | 209 |
| BEHAVIORAL CRIMES | | | | | | | | | |
| Weapon Laws | | | | 13 | 20 | | 25 | 29 | 13 |
| Prostitution | | | | | | | 1 | 1 | 1 |
| Drug Laws | | | | 77 | 108 | | 216 | 225 | 136 |
| Gambling | | | | | | | | | |
| Crimes Against Family | | | | 5 | 7 | | 12 | 12 | 5 |
| D.U.I. | | | | 83 | 83 | | 206 | 202 | 123 |
| Liquor Laws | 9 | 1 | 9 | 32 | 70 | | 163 | 224 | 128 |
| Disorderly Conduct | | | | 3 | 2 | | 80 | 68 | 77 |
| All Other | | | | 25 | 33 | | 373 | 268 | 294 |
| Curfew | | | | | | | 7 | 6 | 7 |
| Runaway Juveniles | | | | | 1 | | 19 | 11 | 18 |
| 2003 TOTAL | 9 | 1 | 9 | 238 | 324 | | 1,102 | 1,046 | 802 |
| 2002 TOTAL | 1 | | 1 | 270 | 354 | | 1,107 | 1,050 | 757 |
| GRAND TOTAL | 9 | 1 | 9 | 306 | 381 | | 2,228 | 1,428 | 1,167 |
| * Index Total | | | | 28 | 25 | | 579 | 166 | 139 |
| Traffic Crime | | | | 44 | 44 | 44 | 106 | 81 | 106 |
| Fish and Game Laws | | | | 133 | 133 | 133 | 133 | 133 | 133 |
| Marine Violations | | | | 4 | 4 | 4 | 4 | 4 | 4 |

*Not available

| Population 2003 | Wallowa County - O.S.P. | | | Wallowa County Totals 7,150 | | |
|-------------------------------|-------------------------|------------|----------|--------------------------------|------------|------------|
| | Offenses | Arrests | Cleared* | Offenses | Arrests | Cleared |
| CRIME AGAINST PERSON | | | | | | |
| Willful Murder* | | | | | | |
| Neg. Homicide | | | | | | |
| Forcible Rape* | | | | 1 | | |
| Other Sex Crimes | | | | 4 | 1 | 1 |
| Kidnapping | | | | | | |
| Robbery* | | | | | | |
| Aggravated Assault* | | | | 2 | 4 | 1 |
| Simple Assault | 3 | 3 | | 36 | 22 | 24 |
| 2003 TOTAL | 3 | 3 | | 43 | 27 | 26 |
| 2002 TOTAL | 7 | 1 | | 41 | 19 | 24 |
| CRIME AGAINST PROPERTY | | | | | | |
| Burglary* | | | | 36 | 6 | 6 |
| Larceny* | 2 | 1 | | 59 | 12 | 9 |
| Motor Vehicle Theft* | 1 | 1 | | 4 | 3 | 2 |
| Arson* | | | | 2 | | |
| Forgery/Counterfeit | | | | 1 | 1 | 1 |
| Fraud | | | | 21 | 4 | 4 |
| Embezzlement | | | | | | |
| Stolen Property | | | | | 1 | |
| Vandalism | | | | 55 | 11 | 8 |
| 2003 TOTAL | 3 | 2 | | 178 | 38 | 30 |
| 2002 TOTAL | | 2 | | 210 | 56 | 49 |
| BEHAVIORAL CRIMES | | | | | | |
| Weapon Laws | 5 | 7 | | 7 | 9 | 2 |
| Prostitution | | | | | | |
| Drug Laws | 39 | 57 | | 55 | 75 | 15 |
| Gambling | | | | | | |
| Crimes Against Family | 2 | 2 | | 4 | 4 | 1 |
| D.U.I.I | 16 | 16 | | 52 | 47 | 36 |
| Liquor Laws | 21 | 41 | | 60 | 98 | 37 |
| Disorderly Conduct | 2 | 2 | | 5 | 5 | 3 |
| All Other | 9 | 11 | | 164 | 64 | 111 |
| Curfew | 1 | 2 | | 12 | 8 | 11 |
| Runaway Juveniles | | | | 3 | | 3 |
| 2003 TOTAL | 95 | 138 | | 362 | 310 | 219 |
| 2002 TOTAL | 66 | 88 | | 369 | 281 | 225 |
| GRAND TOTAL | 101 | 143 | | 583 | 375 | 275 |
| * Index Total | 3 | 2 | | 104 | 25 | 18 |
| Traffic Crime | 18 | 18 | 18 | 39 | 31 | 39 |
| Fish and Game Laws | 102 | 102 | 102 | 102 | 102 | 102 |
| Marine Violations | 14 | 14 | 14 | 14 | 14 | 14 |

*Not available

| Population 2003 | Wasco County - O.S.P. | | | Wasco County Totals 23,550 | | |
|-------------------------------|-----------------------|------------|----------|-------------------------------|--------------|--------------|
| | Offenses | Arrests | Cleared* | Offenses | Arrests | Cleared |
| CRIME AGAINST PERSON | | | | | | |
| Willful Murder* | 1 | | | 1 | | |
| Neg. Homicide | | | | | | |
| Forcible Rape* | | | | 3 | 1 | 1 |
| Other Sex Crimes | 9 | 1 | | 93 | 20 | 43 |
| Kidnapping | 1 | | | 2 | | |
| Robbery* | | | | 7 | 5 | 4 |
| Aggravated Assault* | 2 | | | 20 | 11 | 11 |
| Simple Assault | 10 | 7 | | 166 | 107 | 115 |
| 2003 TOTAL | 23 | 8 | | 292 | 144 | 174 |
| 2002 TOTAL | 28 | 9 | | 260 | 141 | 165 |
| CRIME AGAINST PROPERTY | | | | | | |
| Burglary* | 1 | | | 191 | 26 | 25 |
| Larceny* | 7 | 2 | | 822 | 158 | 208 |
| Motor Vehicle Theft* | 1 | 6 | | 57 | 18 | 21 |
| Arson* | 1 | 1 | | 10 | 9 | 2 |
| Forgery/Counterfeit | 2 | 8 | | 53 | 17 | 15 |
| Fraud | | 4 | | 77 | 8 | 13 |
| Embezzlement | | | | | | |
| Stolen Property | 1 | | | 1 | | |
| Vandalism | 3 | 2 | | 456 | 44 | 80 |
| 2003 TOTAL | 16 | 23 | | 1,667 | 280 | 364 |
| 2002 TOTAL | 41 | 25 | | 1,477 | 315 | 321 |
| BEHAVIORAL CRIMES | | | | | | |
| Weapon Laws | 3 | 6 | | 11 | 12 | 6 |
| Prostitution | | | | | | |
| Drug Laws | 71 | 87 | | 182 | 193 | 92 |
| Gambling | | | | | | |
| Crimes Against Family | 1 | | | 31 | 7 | 16 |
| D.U.I.I | 77 | 77 | | 204 | 190 | 127 |
| Liquor Laws | 13 | 22 | | 129 | 226 | 110 |
| Disorderly Conduct | 1 | | | 149 | 103 | 91 |
| All Other | 30 | 24 | | 546 | 196 | 380 |
| Curfew | 1 | 2 | | 77 | 61 | 76 |
| Runaway Juveniles | 1 | | | 90 | 30 | 62 |
| 2003 TOTAL | 198 | 218 | | 1,419 | 1,018 | 960 |
| 2002 TOTAL | 366 | 368 | | 1,532 | 1,135 | 981 |
| GRAND TOTAL | 237 | 249 | | 3,378 | 1,442 | 1,498 |
| * Index Total | 13 | 9 | | 1,111 | 228 | 272 |
| Traffic Crime | 46 | 46 | 46 | 235 | 197 | 235 |
| Fish and Game Laws | 165 | 165 | 165 | 165 | 165 | 165 |
| Marine Violations | 11 | 11 | 11 | 11 | 11 | 11 |

*Not available

| | Washington County Sheriff | | | Banks PD* | | | Beaverton PD | | | Cornelius PD | | |
|------------------------|---------------------------|---------|---------|-----------|---------|---------|--------------|---------|---------|--------------|---------|---------|
| | Offenses | Arrests | Cleared | Offenses | Arrests | Cleared | Offenses | Arrests | Cleared | Offenses | Arrests | Cleared |
| Population | 195,210 | | | 1,430 | | | 79,010 | | | 10,150 | | |
| 2003 | | | | | | | | | | | | |
| CRIME AGAINST PERSON | | | | | | | | | | | | |
| Willful Murder* | | 12 | | | | | 2 | 3 | 2 | 1 | | 1 |
| Neg. Homicide | 1 | | 1 | | | | | | | | | |
| Forcible Rape* | 40 | 38 | 22 | | | | 24 | 11 | 9 | 3 | 1 | 1 |
| Other Sex Crime | 279 | 70 | 133 | 4 | | | 104 | 34 | 45 | 17 | 7 | 6 |
| Kidnapping | 24 | | 15 | | | | 8 | | 4 | 1 | 1 | 1 |
| Robbery* | 43 | 31 | 19 | | | | 55 | 34 | 24 | 4 | 3 | 2 |
| Aggravated Assault* | 105 | 111 | 80 | 4 | 4 | | 82 | 39 | 63 | 22 | 16 | 15 |
| Simple Assault | 662 | 851 | 562 | 8 | 8 | | 296 | 326 | 229 | 60 | 48 | 45 |
| 2003 TOTAL | 1,154 | 1,113 | 832 | 16 | 12 | | 571 | 447 | 376 | 108 | 76 | 71 |
| 2002 TOTAL | 1,014 | 689 | 677 | 8 | | | 544 | 450 | 358 | 123 | 81 | 85 |
| CRIME AGAINST PROPERTY | | | | | | | | | | | | |
| Burglary* | 968 | 129 | 144 | 12 | 4 | | 474 | 55 | 35 | 69 | 6 | 1 |
| Larceny* | 3,562 | 422 | 402 | 44 | | | 2,542 | 638 | 496 | 225 | 43 | 27 |
| Motor Vehicle Theft* | 537 | 78 | 112 | | | | 421 | 43 | 50 | 39 | 6 | 7 |
| Arson* | 24 | 12 | 7 | | | | 36 | 13 | 9 | 7 | 7 | 3 |
| Forgery/Counterfeit | 363 | 58 | 65 | | | | 233 | 73 | 104 | 27 | 11 | 9 |
| Fraud | 545 | 74 | 72 | 4 | | | 243 | 41 | 63 | 28 | 10 | 8 |
| Embezzlement | 12 | | 6 | | | | 45 | | 31 | 2 | 1 | |
| Stolen Property | 6 | 13 | 6 | | | | 24 | 10 | 20 | 2 | 3 | 1 |
| Vandalism | 1,533 | 158 | 275 | 4 | | | 600 | 81 | 94 | 168 | 10 | 12 |
| 2003 TOTAL | 7,550 | 944 | 1,089 | 64 | 4 | | 4,618 | 954 | 902 | 567 | 97 | 68 |
| 2002 TOTAL | 7,076 | 909 | 1,048 | 63 | 9 | | 4,485 | 1,100 | 959 | 683 | 144 | 83 |
| BEHAVIORAL CRIMES | | | | | | | | | | | | |
| Weapon Laws | 117 | 50 | 109 | | | | 52 | 30 | 50 | 8 | 7 | 6 |
| Prostitution | 2 | 4 | 2 | | | | 13 | 15 | 13 | | | |
| Drug Laws | 471 | 349 | 380 | | | | 357 | 312 | 356 | 43 | 33 | 41 |
| Gambling | | | | | | | | | | | | |
| Crimes Against Family | 68 | 16 | 50 | | | | 19 | 9 | 13 | 2 | 1 | 1 |
| D.U.I. | 921 | 826 | 921 | | | | 436 | 391 | 436 | 64 | 60 | 64 |
| Liquor Laws | 205 | 303 | 202 | 4 | | | 118 | 144 | 110 | 32 | 75 | 31 |
| Disorderly Conduct | 1,057 | 136 | 767 | 8 | 4 | | 357 | 148 | 286 | 31 | 31 | 25 |
| All Other | 790 | 276 | 511 | 40 | 16 | | 348 | 223 | 258 | 53 | 47 | 48 |
| Curfew | 75 | 53 | 75 | | | | 75 | 43 | 75 | 7 | 4 | 7 |
| Runaway Juveniles | 585 | 52 | 568 | | | | 191 | 61 | 166 | 150 | 11 | 136 |
| 2003 TOTAL | 4,291 | 2,065 | 3,585 | 52 | 20 | | 1,966 | 1,376 | 1,763 | 390 | 269 | 359 |
| 2002 TOTAL | 3,201 | 1,635 | 2,497 | 67 | 15 | | 2,070 | 1,411 | 1,825 | 404 | 261 | 365 |
| GRAND TOTAL | 12,995 | 4,122 | 5,506 | 132 | 36 | | 7,155 | 2,777 | 3,041 | 1,065 | 442 | 498 |
| * Index Total | 5,279 | 833 | 786 | 60 | 8 | | 3,636 | 836 | 688 | 370 | 82 | 57 |
| Traffic Crime | 734 | 341 | 734 | | | | 586 | 294 | 586 | 83 | 47 | 83 |
| Fish and Game Laws | | | | | | | | | | | | |
| Marine Violations | | | | | | | | | | | | |

*Full year estimate based on 3 months reported.

| Population 2003 | Forest Grove PD 19,130 | | | Gaston PD* 620 | | | Hillsboro PD 79,340 | | | King City PD 2,100 | | |
|-------------------------------|---------------------------|------------|------------|-------------------|-----------|----------|------------------------|--------------|--------------|-----------------------|-----------|----------|
| | Offenses | Arrests | Cleared | Offenses | Arrests | Cleared | Offenses | Arrests | Cleared* | Offenses | Arrests | Cleared |
| CRIME AGAINST PERSON | | | | | | | | | | | | |
| Willful Murder* | | | | | | | | 1 | | | | |
| Neg. Homicide | | | | | | | | | | | | |
| Forcible Rape* | 6 | | | | | | 30 | 3 | 8 | | | |
| Other Sex Crimes | 54 | 10 | 22 | | | | 87 | 19 | 28 | | | |
| Kidnapping | 5 | 1 | 1 | | | | 30 | 1 | 20 | | | |
| Robbery* | 6 | 2 | 3 | | | | 71 | 28 | 37 | 2 | | |
| Aggravated Assault* | 11 | 8 | 9 | | | | 82 | 37 | 50 | | | |
| Simple Assault | 69 | 56 | 61 | 2 | 3 | | 640 | 451 | 498 | | 1 | |
| 2003 TOTAL | 151 | 77 | 96 | 2 | 3 | | 940 | 540 | 641 | 2 | 1 | |
| 2002 TOTAL | 203 | 123 | 86 | 2 | 3 | | 946 | 472 | 546 | 2 | 6 | |
| CRIME AGAINST PROPERTY | | | | | | | | | | | | |
| Burglary* | 211 | 37 | 31 | 6 | | | 449 | 49 | 53 | 10 | | |
| Larceny* | 680 | 108 | 121 | 32 | 3 | 4 | 2,855 | 462 | 605 | 40 | 3 | |
| Motor Vehicle Theft* | 69 | 20 | 16 | 6 | 3 | 2 | 372 | 46 | 36 | 3 | 1 | |
| Arson* | 7 | 2 | 1 | | | | 36 | 7 | 6 | | | |
| Forgery/Counterfeit | 52 | 15 | 20 | | | | 363 | 59 | 135 | 3 | 5 | |
| Fraud | 25 | 11 | 13 | 2 | | | 262 | 50 | 64 | 16 | 3 | |
| Embezzlement | | | | | | | 1 | | 1 | | | |
| Stolen Property | 4 | | 3 | | | | 5 | 7 | 3 | 1 | 2 | |
| Vandalism | 347 | 34 | 50 | 5 | | | 1,023 | 103 | 165 | 20 | 5 | |
| 2003 TOTAL | 1,395 | 227 | 255 | 51 | 6 | 6 | 5,366 | 783 | 1,068 | 93 | 19 | |
| 2002 TOTAL | 1,373 | 160 | 108 | 51 | 6 | 6 | 5,719 | 1,152 | 1,156 | 78 | 6 | 2 |
| BEHAVIORAL CRIMES | | | | | | | | | | | | |
| Weapon Laws | 31 | 19 | 28 | | | | 84 | 19 | 73 | | 4 | |
| Prostitution | | | | | | | 3 | | 1 | | | |
| Drug Laws | 81 | 42 | 58 | 3 | | | 459 | 191 | 427 | | 1 | |
| Gambling | | | | | | | | | | | | |
| Crimes Against Family | 48 | 26 | 33 | 1 | | | 37 | 10 | 19 | 2 | 1 | |
| D.U.I.I | 108 | 103 | 108 | 3 | 3 | 3 | 228 | 189 | 228 | 1 | 1 | 1 |
| Liquor Laws | 37 | 51 | 36 | 2 | 1 | | 186 | 133 | 183 | | 2 | |
| Disorderly Conduct | 100 | 67 | 82 | | 1 | | 406 | 195 | 355 | 2 | 1 | |
| All Other | 52 | 24 | 30 | 3 | 3 | | 380 | 181 | 273 | 1 | 1 | |
| Curfew | 34 | 24 | 34 | | | | 67 | 45 | 67 | | | |
| Runaway Juveniles | 91 | 35 | 83 | 2 | | | 305 | 116 | 139 | 1 | | |
| 2003 TOTAL | 582 | 391 | 492 | 14 | 8 | 3 | 2,155 | 1,079 | 1,765 | 7 | 11 | 1 |
| 2002 TOTAL | 562 | 384 | 306 | 14 | 8 | 3 | 3,018 | 1,935 | 2,447 | 10 | 14 | 6 |
| GRAND TOTAL | 2,128 | 695 | 843 | 67 | 17 | 9 | 8,461 | 2,402 | 3,474 | 102 | 31 | 1 |
| * Index Total | 990 | 177 | 181 | 44 | 6 | 6 | 3,895 | 633 | 795 | 55 | 4 | |
| Traffic Crime | 77 | 43 | 77 | 1 | 1 | 1 | 649 | 483 | 649 | 18 | 18 | 18 |
| Fish and Game Laws | | | | | | | | | | | | |
| Marine Violations | | | | | | | | | | | | |

*Did not report in 2003. 2002 data repeated for 2003.

| Population 2003 | North Plains PD 1,640 | | | Sherwood PD 14,050 | | | Tigard PD 45,130 | | | Tualatin PD 24,790 | | |
|-------------------------------|--------------------------|----------|-----------|-----------------------|------------|------------|---------------------|--------------|--------------|-----------------------|------------|------------|
| | Offenses | Arrests | Cleared | Offenses | Arrests | Cleared | Offenses | Arrests | Cleared | Offenses | Arrests | Cleared |
| CRIME AGAINST PERSON | | | | | | | | | | | | |
| Willful Murder* | | | | | | | 1 | 3 | 1 | | | |
| Neg. Homicide | | | | | | | | | | | | |
| Forcible Rape* | 1 | | | 2 | 1 | 1 | 20 | 7 | 10 | 15 | 3 | |
| Other Sex Crimes | 2 | | 2 | 9 | 1 | 5 | 54 | 12 | 23 | 10 | 2 | 4 |
| Kidnapping | 2 | 1 | 1 | | | | 3 | | 3 | 2 | 1 | 1 |
| Robbery* | | | | | | | 31 | 25 | 19 | 19 | 8 | 8 |
| Aggravated Assault* | 2 | | 1 | 2 | 1 | 2 | 42 | 12 | 33 | 23 | 16 | 12 |
| Simple Assault | 5 | 1 | 3 | 33 | 28 | 29 | 160 | 171 | 127 | 102 | 56 | 75 |
| 2003 TOTAL | 12 | 2 | 7 | 46 | 31 | 37 | 311 | 230 | 216 | 171 | 86 | 100 |
| 2002 TOTAL | 5 | 6 | 1 | 42 | 23 | 19 | 343 | 241 | 230 | 121 | 65 | 88 |
| CRIME AGAINST PROPERTY | | | | | | | | | | | | |
| Burglary* | 4 | | | 25 | 9 | 5 | 297 | 45 | 29 | 139 | 19 | 24 |
| Larceny* | 28 | | 12 | 222 | 27 | 25 | 1,797 | 582 | 521 | 850 | 163 | 204 |
| Motor Vehicle Theft* | 6 | | 2 | 5 | 3 | | 180 | 15 | 25 | 101 | 16 | 23 |
| Arson* | | | | 2 | 1 | 1 | 9 | 2 | 2 | 2 | 1 | |
| Forgery/Counterfeit | 6 | | 2 | 33 | 5 | 7 | 130 | 42 | 47 | 27 | 1 | 5 |
| Fraud | 3 | 1 | | 47 | 10 | 13 | 194 | 17 | 50 | 30 | 2 | 6 |
| Embezzlement | | | | | | | 45 | | 34 | | | |
| Stolen Property | 1 | | 1 | 1 | | 1 | 6 | 5 | 4 | 3 | 2 | 2 |
| Vandalism | 12 | | 2 | 89 | 5 | 11 | 567 | 50 | 78 | 178 | 13 | 16 |
| 2003 TOTAL | 60 | 1 | 19 | 424 | 60 | 63 | 3,225 | 758 | 790 | 1,330 | 217 | 280 |
| 2002 TOTAL | 3 | 7 | 1 | 508 | 53 | 51 | 3,357 | 783 | 719 | 1,196 | 172 | 411 |
| BEHAVIORAL CRIMES | | | | | | | | | | | | |
| Weapon Laws | | | | 1 | 1 | 1 | 31 | 7 | 30 | 6 | 4 | 4 |
| Prostitution | 1 | | 1 | | | | 1 | | 1 | | | |
| Drug Laws | | | | 36 | 29 | 36 | 113 | 59 | 101 | 87 | 91 | 80 |
| Gambling | | | | | | | | | | | | |
| Crimes Against Family | | | 2 | 2 | 2 | 2 | 25 | 3 | 20 | 14 | 13 | 9 |
| D.U.I.I | | | | 61 | 60 | 61 | 173 | 161 | 173 | 123 | 119 | 123 |
| Liquor Laws | 1 | | | 28 | 39 | 28 | 38 | 31 | 38 | 112 | 159 | 111 |
| Disorderly Conduct | 11 | 1 | 6 | 20 | 12 | 18 | 196 | 31 | 160 | 56 | 25 | 27 |
| All Other | 34 | 1 | 16 | 89 | 41 | 57 | 117 | 68 | 84 | 129 | 91 | 75 |
| Curfew | | | | 7 | 4 | 7 | 17 | 11 | 17 | 21 | 12 | 21 |
| Runaway Juveniles | 4 | | 2 | 25 | 2 | 1 | 78 | 15 | 41 | | 20 | |
| 2003 TOTAL | 51 | 4 | 25 | 269 | 190 | 211 | 789 | 386 | 665 | 548 | 534 | 450 |
| 2002 TOTAL | 23 | 8 | 3 | 287 | 219 | 223 | 809 | 383 | 636 | 462 | 424 | 390 |
| GRAND TOTAL | 123 | 7 | 51 | 739 | 281 | 311 | 4,325 | 1,374 | 1,671 | 2,049 | 837 | 830 |
| * Index Total | 41 | | 15 | 258 | 42 | 34 | 2,377 | 691 | 640 | 1,149 | 226 | 271 |
| Traffic Crime | 19 | 14 | 19 | 43 | 36 | 43 | 125 | 68 | 125 | 73 | 50 | 73 |
| Fish and Game Laws | | | | | | | | | | | | |
| Marine Violations | | | | | | | | | | | | |

| Population 2003 | Washington County - O.L.C.C. | | | Washington County - O.S.P. | | | Washington County Totals 472,600 | | |
|-------------------------------|------------------------------|-----------|-----------|----------------------------|------------|----------|-------------------------------------|---------------|---------------|
| | Offenses | Arrests | Cleared | Offenses | Arrests | Cleared* | Offenses | Arrests | Cleared |
| CRIME AGAINST PERSON | | | | | | | | | |
| Willful Murder* | | | | | | | 4 | 19 | 4 |
| Neg. Homicide | | | | | | | 1 | | 1 |
| Forcible Rape* | | | | | | | 141 | 64 | 51 |
| Other Sex Crimes | | | | 1 | | | 621 | 155 | 268 |
| Kidnapping | | | | | | | 75 | 5 | 46 |
| Robbery* | | | | | | | 231 | 131 | 112 |
| Aggravated Assault* | | | | 4 | 2 | | 379 | 246 | 265 |
| Simple Assault | | | | 10 | 6 | | 2,047 | 2,006 | 1,629 |
| 2003 TOTAL | | | | 15 | 8 | | 3,499 | 2,626 | 2,376 |
| 2002 TOTAL | | | | 20 | 10 | | 3,373 | 2,169 | 2,090 |
| CRIME AGAINST PROPERTY | | | | | | | | | |
| Burglary* | | | | | | | 2,664 | 353 | 322 |
| Larceny* | | | | 5 | 5 | | 12,882 | 2,456 | 2,417 |
| Motor Vehicle Theft* | | | | 3 | 1 | | 1,742 | 232 | 273 |
| Arson* | | | | 2 | 1 | | 125 | 46 | 29 |
| Forgery/Counterfeit | | | | 7 | 5 | | 1,244 | 274 | 394 |
| Fraud | | | | | | | 1,399 | 219 | 289 |
| Embezzlement | | | | | | | 105 | 1 | 72 |
| Stolen Property | | | | 1 | 1 | | 54 | 43 | 41 |
| Vandalism | | | | 3 | 3 | | 4,549 | 462 | 703 |
| 2003 TOTAL | | | | 21 | 16 | | 24,764 | 4,086 | 4,540 |
| 2002 TOTAL | | | | 24 | 18 | | 24,616 | 4,519 | 4,544 |
| BEHAVIORAL CRIMES | | | | | | | | | |
| Weapon Laws | | | | 10 | 10 | | 340 | 151 | 301 |
| Prostitution | | | | | | | 20 | 19 | 18 |
| Drug Laws | | | | 32 | 32 | | 1,682 | 1,139 | 1,479 |
| Gambling | | | | | | | | | |
| Crimes Against Family | | | | 47 | 44 | | 265 | 127 | 147 |
| D.U.I.I | | | | 134 | 134 | | 2,252 | 2,047 | 2,118 |
| Liquor Laws | 65 | 21 | 64 | 10 | 10 | | 838 | 969 | 803 |
| Disorderly Conduct | | | | 6 | 5 | | 2,250 | 657 | 1,726 |
| All Other | 5 | 1 | 5 | 13 | 8 | | 2,054 | 981 | 1,357 |
| Curfew | | | | | | | 303 | 196 | 303 |
| Runaway Juveniles | | | | | | | 1,432 | 312 | 1,136 |
| 2003 TOTAL | 70 | 22 | 69 | 252 | 243 | | 11,436 | 6,598 | 9,388 |
| 2002 TOTAL | 60 | 5 | 60 | 424 | 424 | | 11,411 | 7,126 | 8,761 |
| GRAND TOTAL | 70 | 22 | 69 | 288 | 267 | | 39,699 | 13,310 | 16,304 |
| * Index Total | | | | 14 | 9 | | 18,168 | 3,547 | 3,473 |
| Traffic Crime | | | | 64 | 64 | 64 | 2,472 | 1,459 | 2,472 |
| Fish and Game Laws | | | | 81 | 81 | 81 | 81 | 81 | 81 |
| Marine Violations | | | | 3 | 3 | 3 | 3 | 3 | 3 |

*Not available

| Population 2003 | Wheeler County Sheriff 1,550 | | | Wheeler County - O.L.C.C. | | | Wheeler County - O.S.P. | | | Wheeler County Totals 1,550 | | |
|------------------------|---------------------------------|---------|---------|---------------------------|---------|---------|-------------------------|---------|----------|--------------------------------|---------|---------|
| | Offenses | Arrests | Cleared | Offenses | Arrests | Cleared | Offenses | Arrests | Cleared* | Offenses | Arrests | Cleared |
| CRIME AGAINST PERSON | | | | | | | | | | | | |
| Willful Murder* | | | | | | | | | | | | |
| Neg. Homicide | | | | | | | | | | | | |
| Forcible Rape* | | | | | | | | | | | | |
| Other Sex Crimes | | | | | | | | | | | | |
| Kidnapping | | | | | | | | | | | | |
| Robbery* | | | | | | | | | | | | |
| Aggravated Assault* | | | | | | | | 1 | | | 1 | |
| Simple Assault | 6 | 2 | | | | | | | | 6 | 2 | |
| 2003 TOTAL | 6 | 2 | | | | | | 1 | | 7 | 2 | |
| 2002 TOTAL | 9 | 6 | | | | | | 1 | | 10 | 6 | |
| CRIME AGAINST PROPERTY | | | | | | | | | | | | |
| Burglary* | 7 | 2 | | | | | | | | 7 | 2 | |
| Larceny* | 8 | | | | | | | 2 | | 10 | | |
| Motor Vehicle Theft* | 1 | | | | | | | | | 1 | | |
| Arson* | | | | | | | | | | | | |
| Forgery/Counterfeit | 1 | 1 | | | | | | | | 1 | 1 | |
| Fraud | 4 | | | | | | | | | 4 | | |
| Embezzlement | | | | | | | | | | | | |
| Stolen Property | | | | | | | | | | | | |
| Vandalism | | | | | | | | 1 | | 1 | | |
| 2003 TOTAL | 21 | 3 | | | | | | 3 | | 24 | 3 | |
| 2002 TOTAL | 41 | 2 | | | | | | 2 | | 43 | 2 | |
| BEHAVIORAL CRIMES | | | | | | | | | | | | |
| Weapon Laws | | | | | | | | 1 | 2 | 1 | 2 | |
| Prostitution | | | | | | | | | | | | |
| Drug Laws | 6 | 3 | | | | | | 2 | 1 | 8 | 4 | |
| Gambling | | | | | | | | | | | | |
| Crimes Against Family | 5 | 1 | | | | | | | | 5 | 1 | |
| D.U.I.I | 17 | 17 | 16 | | | | | 1 | 1 | 18 | 18 | 16 |
| Liquor Laws | 2 | 1 | | 3 | 1 | 3 | | 1 | 2 | 6 | 4 | 3 |
| Disorderly Conduct | 1 | | | | | | | | | 1 | | |
| All Other | 47 | 3 | | | | | | 3 | 3 | 50 | 6 | |
| Curfew | | | | | | | | | | | | |
| Runaway Juveniles | 1 | | | | | | | | | 1 | | |
| 2003 TOTAL | 79 | 25 | 16 | 3 | 1 | 3 | | 8 | 9 | 90 | 35 | 19 |
| 2002 TOTAL | 122 | 32 | 11 | | | | | 15 | 24 | 137 | 56 | 11 |
| GRAND TOTAL | 106 | 30 | 16 | 3 | 1 | 3 | | | | 121 | 40 | 19 |
| * Index Total | 16 | 2 | | | | | | | | 19 | 2 | |
| Traffic Crime | 5 | 5 | 5 | | | | | 1 | 1 | 6 | 6 | 6 |
| Fish and Game Laws | | | | | | | | 92 | 92 | 92 | 92 | 92 |
| Marine Violations | | | | | | | | 4 | 4 | 4 | 4 | 4 |

*Not available

| Population | Yamhill County Sheriff | | | Amity PD | | | Carlton PD | | | Dundee PD | | |
|------------------------|------------------------|---------|---------|----------|---------|---------|------------|---------|---------|-----------|---------|---------|
| | Offenses | Arrests | Cleared | Offenses | Arrests | Cleared | Offenses | Arrests | Cleared | Offenses | Arrests | Cleared |
| 2003 | 33,020 | | | 1,480 | | | 1,550 | | | 2,860 | | |
| CRIME AGAINST PERSON | | | | | | | | | | | | |
| Willful Murder* | | | | | | | | | | | | |
| Neg. Homicide | | | | | | | | | | | | |
| Forcible Rape* | 9 | 1 | 1 | | | | | | | | | |
| Other Sex Crimes | 75 | 40 | 53 | 3 | 1 | 1 | | | | | | |
| Kidnapping | 10 | 1 | 6 | | | | | | | 1 | 5 | |
| Robbery* | 5 | 4 | 3 | | | | | | | | | |
| Aggravated Assault* | 41 | 27 | 32 | | | | | | | | | |
| Simple Assault | 204 | 124 | 158 | 9 | 6 | 6 | 12 | 10 | 10 | 6 | 2 | 2 |
| 2003 TOTAL | 344 | 197 | 253 | 12 | 7 | 7 | 12 | 10 | 10 | 7 | 7 | 2 |
| 2002 TOTAL | 301 | 142 | 189 | 3 | 13 | | 5 | 5 | 2 | 13 | 4 | 5 |
| CRIME AGAINST PROPERTY | | | | | | | | | | | | |
| Burglary* | 138 | 39 | 36 | 10 | 6 | 2 | 22 | 1 | 1 | 14 | 2 | 1 |
| Larceny* | 269 | 57 | 60 | 26 | 4 | 4 | 26 | 7 | 7 | 23 | 3 | 2 |
| Motor Vehicle Theft* | 73 | 7 | 15 | 2 | | 1 | 2 | | | 6 | 1 | 1 |
| Arson* | 6 | 3 | 4 | 3 | 3 | 2 | | | | 1 | | |
| Forgery/Counterfeit | 29 | 8 | 15 | 7 | 3 | 2 | 2 | | | 1 | | |
| Fraud | 70 | 13 | 21 | 4 | 1 | 1 | 3 | | | 3 | 1 | |
| Embezzlement | 1 | | | | | | | | | | | |
| Stolen Property | 20 | 6 | 12 | | | | | | | | | |
| Vandalism | 212 | 31 | 68 | 28 | 11 | 12 | 4 | | | 18 | 2 | 6 |
| 2003 TOTAL | 818 | 164 | 231 | 80 | 28 | 24 | 59 | 8 | 8 | 66 | 9 | 10 |
| 2002 TOTAL | 1,073 | 143 | 228 | 30 | 20 | | 49 | | 1 | 38 | 4 | 2 |
| BEHAVIORAL CRIMES | | | | | | | | | | | | |
| Weapon Laws | 21 | 11 | 17 | | | | 1 | 1 | 1 | | | |
| Prostitution | | | | | | | | | | | | |
| Drug Laws | 141 | 92 | 107 | 6 | 4 | 5 | 8 | 6 | 8 | 2 | 1 | 1 |
| Gambling | | | | | | | | | | | | |
| Crimes Against Family | 42 | 7 | 12 | | | | 5 | 1 | 1 | 1 | | |
| D.U.I.I | 112 | 98 | 110 | 6 | 6 | 6 | 5 | 5 | 5 | 11 | 10 | 11 |
| Liquor Laws | 83 | 173 | 76 | 1 | | 1 | 3 | 6 | 3 | 2 | 3 | 2 |
| Disorderly Conduct | 125 | 25 | 52 | 4 | | 4 | | 1 | | 21 | 4 | 4 |
| All Other | 611 | 175 | 274 | 13 | 2 | 4 | 9 | 2 | 3 | 20 | 1 | 1 |
| Curfew | 5 | 8 | 5 | | | | | | | | | |
| Runaway Juveniles | 99 | 2 | 21 | | 1 | | 2 | | | 9 | 1 | 5 |
| 2003 TOTAL | 1,239 | 591 | 674 | 30 | 13 | 20 | 33 | 22 | 21 | 66 | 20 | 24 |
| 2002 TOTAL | 905 | 648 | 599 | 10 | 21 | 5 | 39 | 35 | 20 | 69 | 18 | 27 |
| GRAND TOTAL | 2,401 | 952 | 1,158 | 122 | 48 | 51 | 104 | 40 | 39 | 139 | 36 | 36 |
| * Index Total | 541 | 138 | 151 | 41 | 13 | 9 | 50 | 8 | 8 | 44 | 6 | 4 |
| Traffic Crime | 101 | 45 | 83 | 5 | 2 | 5 | 6 | 6 | 6 | 7 | 6 | 7 |
| Fish and Game Laws | | | | | | | | | | | | |
| Marine Violations | 1 | | | | | | | | | | | |

| Population 2003 | Yamhill County - O.L.C.C. | | | Yamhill County - O.S.P. | | | Yamhill County Totals 88,150 | | |
|-------------------------------|---------------------------|---------|----------|-------------------------|------------|----------|---------------------------------|--------------|--------------|
| | Offenses | Arrests | Cleared | Offenses | Arrests | Cleared* | Offenses | Arrests | Cleared |
| CRIME AGAINST PERSON | | | | | | | | | |
| Willful Murder* | | | | | | | 26 | 5 | 8 |
| Neg. Homicide | | | | | | | 255 | 85 | 139 |
| Forcible Rape* | | | | | | | 26 | 6 | 16 |
| Other Sex Crimes | | | | | | | 16 | 11 | 9 |
| Kidnapping | | | | | | | 72 | 54 | 54 |
| Robbery* | | | | 3 | 2 | | 573 | 360 | 437 |
| Aggravated Assault* | | | | 8 | 6 | | 968 | 521 | 663 |
| Simple Assault | | | | 11 | 8 | | 886 | 435 | 505 |
| 2003 TOTAL | | | | | | | | | |
| 2002 TOTAL | | | | 9 | 9 | | | | |
| CRIME AGAINST PROPERTY | | | | | | | | | |
| Burglary* | | | | 1 | | | 385 | 100 | 109 |
| Larceny* | | | | 2 | 3 | | 1,336 | 331 | 360 |
| Motor Vehicle Theft* | | | | 1 | | | 179 | 29 | 48 |
| Arson* | | | | | | | 29 | 25 | 18 |
| Forgery/Counterfeit | | | | 3 | 1 | | 136 | 37 | 47 |
| Fraud | | | | 1 | | | 236 | 49 | 71 |
| Embezzlement | | | | | | | 8 | 3 | 4 |
| Stolen Property | | | | 1 | 1 | | 33 | 21 | 21 |
| Vandalism | | | | 6 | 3 | | 732 | 112 | 206 |
| 2003 TOTAL | | | | 15 | 8 | | 3,074 | 707 | 884 |
| 2002 TOTAL | | | | 15 | 16 | | 4,391 | 630 | 1,040 |
| BEHAVIORAL CRIMES | | | | | | | | | |
| Weapon Laws | | | | 8 | 8 | | 78 | 39 | 49 |
| Prostitution | | | | | | | 1 | | |
| Drug Laws | | | | 45 | 60 | | 557 | 500 | 439 |
| Gambling | | | | | | | | | |
| Crimes Against Family | | | | 8 | 9 | | 161 | 28 | 82 |
| D.U.I.I | | | | 84 | 84 | | 597 | 438 | 388 |
| Liquor Laws | 9 | | 9 | 11 | 15 | | 381 | 570 | 344 |
| Disorderly Conduct | | | | 4 | 3 | | 482 | 161 | 253 |
| All Other | | | | 23 | 27 | | 1,875 | 611 | 947 |
| Curfew | | | | | | | 114 | 127 | 113 |
| Runaway Juveniles | | | | | | | 353 | 32 | 189 |
| 2003 TOTAL | 9 | | 9 | 183 | 206 | | 4,599 | 2,506 | 2,804 |
| 2002 TOTAL | 49 | 3 | 49 | 198 | 200 | | 4,359 | 2,269 | 2,867 |
| GRAND TOTAL | 9 | | 9 | 209 | 222 | | 8,641 | 3,734 | 4,351 |
| * Index Total | | | | 7 | 5 | | 2,043 | 555 | 606 |
| Traffic Crime | | | | 65 | 65 | 65 | 740 | 260 | 403 |
| Fish and Game Laws | | | | 38 | 38 | 38 | 39 | 38 | 38 |
| Marine Violations | | | | 3 | 3 | 3 | 4 | 3 | 3 |

*Not available

SECTION 9

ABBREVIATED CRIME REPORTING DEFINITIONS

This page is intentionally blank.

CRIMES AGAINST PERSONS

Crimes Against Persons include criminal offenses where the victim is present and the act is violent, threatening or has the potential of being physically harmful.

WILLFUL MURDER and NON-NEGLIGENT MANSLAUGHTER - The willful (non-negligent) killing of one human being by another.

NEGLIGENT HOMICIDE - The killing of another person through gross negligence.

Offenses - Exclude motor vehicle traffic deaths.

Arrests - Include persons arrested for motor vehicle traffic death.

FORCIBLE RAPE - The carnal knowledge of a female, forcibly and against her will.

OTHER SEX CRIMES - Covers offenses such as Statutory Rape, Molest, Indecent Exposure, Sodomy and Other offenses against common decency, moral and the like. (Does not include Forcible Rape, Prostitution and Commercialized Vice).

KIDNAPPING - The substantial interference with another person's liberty without consent or legal authority.

ROBBERY - The taking or attempting to take anything of value from the care, custody or control of a person or persons by force or threat of force or violence or by putting the victim in fear.

AGGRAVATED ASSAULT - An unlawful attack by one person upon another for the purpose of inflicting severe or aggravated bodily injury. Although actual injury is not a requirement, this type of assault usually is accompanied by the use of a weapon or by means likely to produce death or great bodily harm.

SIMPLE ASSAULT - Assaults which are limited to the use of physical force and result in little or no injury to the victim.

CRIMES AGAINST PROPERTY

Crimes Against Property include offenses that involve taking something of value by theft or deception or the destruction of property.

BURGLARY - The unlawful entry of a structure or dwelling with intent to commit a felony or a theft.

LARCENY - The unlawful taking, carrying, leading, or riding away of property from the possession or constructive possession of another.

MOTOR VEHICLE THEFT - The theft or attempted theft of a motor vehicle.

ARSON - Any willful or malicious burning or attempt to burn, with or without intent to defraud, a dwelling house, public building, motor vehicle, or aircraft, personal property of another, etc.

FORGERY - Forgery and counterfeiting are treated as allied offenses. In this classification are placed all offenses dealing with the making, altering, uttering or possessing, with intent to defraud, anything false in the semblance of that which is true.

FRAUD - Fraudulent conversion and obtaining money or property by false pretenses. This includes "identity theft".

EMBEZZLEMENT - Misappropriation or misapplication of money or property entrusted to one's care, custody or control.

STOLEN PROPERTY OFFENSES - Included in this classification are all offenses of buying, receiving and possessing stolen property, as well as all attempts to commit any of these offenses.

VANDALISM - Consists of the willful or malicious destruction, injury, disfigurement or defacement of any public or private property.

BEHAVIORAL CRIMES

Behavioral Crimes include criminal offenses that violate laws relating to personal conduct, responsibility and public order. Although not necessarily violent, or property offenses in themselves, they may often contribute to other criminal acts.

WEAPONS REGULATION LAWS - Carrying possessing, etc.

PROSTITUTION - Included here are the sex offenses of a commercialized nature.

DRUG LAWS - Included are all violations of state and local laws, specifically those relating to the unlawful possession, sales, use, growing and manufacturing of illegal drugs.

GAMBLING - All offenses which relate to promoting, permitting, or engaging in gambling are included in this category.

CRIMES AGAINST FAMILY - Included here are offenses such as abandonment, neglect of children, custodial interference and non-support. (Physical abuse would be reported as an assault).

D. U. I. I. - Driving or operating any vehicle or common carrier while under the influence of liquor or drugs.

LIQUOR LAWS - With the exception of Driving Under the Influence all liquor law violations, state or local, are placed in this classification.

DISORDERLY CONDUCT - In this classification are placed all offenses which constitute a breach of the peace.

ALL OTHER OFFENSES - Except Traffic - Included is every other state or local offense, not listed elsewhere.

JUVENILE CURFEW VIOLATIONS - Local curfew or juvenile loitering ordinances where such laws exist.

RUNAWAY JUVENILES - Runaway juveniles when reported by their parents or guardians.

TRAFFIC CRIMES - Serious traffic offenses which are classified as a misdemeanor or felony as defined by the Oregon Motor Vehicle Code.

FISH and GAME - Sporting, personal use, commercial fishing and game violations.

MARINE VIOLATIONS - Marine boating violations.

This page is intentionally blank.

SECTION 10
DOMESTIC DISTURBANCE REPORTING
JANUARY through DECEMBER 2003

This page is intentionally blank.

DOMESTIC DISTURBANCE REPORTING SUMMARY JANUARY through DECEMBER 2003

ORS 181.550 directs all Oregon law enforcement agencies to report statistics regarding incidents arising out of Domestic Disturbances under ORS 133.055 (2) and 133.310 (3) to the Department of State Police. Reporting was implemented on a quarterly basis beginning with the last quarter of 1994.

In past years domestic disturbance figures were reported only as county summaries. However, the Oregon Uniform Crime Reporting program received numerous requests for a report that would provide figures for each law enforcement agency within the state. In response to those requests, the format for the domestic disturbance report has changed. This new report format provides data on domestic disturbances for each law enforcement agency in Oregon (within their respective counties) and county and state totals.

This report is formatted to provide data for each quarter of the year and an annual total for each law enforcement agency within the State. **Zeros (0)** for a given quarter (or annual total) **indicate that no offenses were reported to police.** **Blank (empty) lines indicate** that a law enforcement **agency did not report** their domestic disturbance data **to the State Program.**

Although law enforcement agencies are required to report to the State Program on a quarterly basis, this data will only be published twice each year. One report will be produced for the first 6 months; another will cover the entire year.

Notice on abbreviations and definitions:

AGG ASSLT means AGGRAVATED ASSAULT. Injury is serious and/or a weapon was used.

SIMP ASSLT means SIMPLE ASSAULT. Injury is minor and no weapon was involved.

OTH SEX CRIM means OTHER SEX CRIME. Sex crimes other than forcible rape.

DIS COND means DISORDERLY CONDUCT. Creating public disturbance or alarm.

CRIM THREAT means CRIMINAL THREAT. Placing victim in fear of injury by word or action.

ALL OTHER means all other crimes not otherwise specified such as kidnapping or robbery.

RESTRN ORD means RESTRAINING ORDER violation. Offender violated a court order barring him/her from having contact with victim or being in specific locations.

NON-CRIM OFFENSE means NON-CRIMINAL OFFENSE. An incident where police respond to a call of domestic disturbance, but find that no actual crime has been committed and no arrest(s) can be made.

When printing the following pages, it is best to do so on legal size (14" x 8.5") paper.

2003 DOMESTIC DISTURBANCES BY AGENCY*, COUNTY AND STATE

| COUNTY | AGENCY | QTR | TOTAL | | HOMICIDE | | RAPE | | AGG. ASSLT | | BURGLARY | | SIMP ASSLT | | VANDALISM | | OTH SEX CRIM | | DIS.COND | | TRESPASS | | CRIM THREAT | | ALL OTHER | | RESTRN. ORD | | NON-CRIM | |
|---------------------------------|---------------|-----|----------|----------|----------|----------|----------|----------|------------|----------|----------|----------|------------|----------|-----------|----------|--------------|----------|----------|----------|----------|----------|-------------|----------|-----------|----------|-------------|----------|----------|----------|
| | | | OFF. | ARR. | OFF. | ARR. | OFF. | ARR. | OFF. | ARR. | OFF. | ARR. | OFF. | ARR. | OFF. | ARR. | OFF. | ARR. | OFF. | ARR. | OFF. | ARR. | OFF. | ARR. | OFF. | ARR. | OFF. | ARR. | OFF. | |
| BAKER | BAKER SO | 1 | 0 | 0 | | | | | | | | | | | | | | | | | | | | | | | | | | |
| BAKER | BAKER SO | 2 | 0 | 0 | | | | | | | | | | | | | | | | | | | | | | | | | | |
| BAKER | BAKER SO | 3 | 0 | 0 | | | | | | | | | | | | | | | | | | | | | | | | | | |
| BAKER | BAKER SO | 4 | 0 | 0 | | | | | | | | | | | | | | | | | | | | | | | | | | |
| AGENCY TOTAL | | | 0 | 0 | 0 | 0 | 0 | 0 | 0 | 0 | 0 | 0 | 0 | 0 | 0 | 0 | 0 | 0 | 0 | 0 | 0 | 0 | 0 | 0 | 0 | 0 | 0 | 0 | 0 | 0 |
| BAKER | BAKER CITY PD | 1 | | 0 | | | | | | | | | | | | | | | | | | | | | | | | | | |
| BAKER | BAKER CITY PD | 2 | 0 | 0 | | | | | | | | | | | | | | | | | | | | | | | | | | |
| BAKER | BAKER CITY PD | 3 | 0 | 0 | | | | | | | | | | | | | | | | | | | | | | | | | | |
| BAKER | BAKER CITY PD | 4 | | | | | | | | | | | | | | | | | | | | | | | | | | | | |
| AGENCY TOTAL | | | 0 | 0 | 0 | 0 | 0 | 0 | 0 | 0 | 0 | 0 | 0 | 0 | 0 | 0 | 0 | 0 | 0 | 0 | 0 | 0 | 0 | 0 | 0 | 0 | 0 | 0 | 0 | 0 |
| BAKER | OSP BAKER | 1 | | | 0 | 0 | 0 | 0 | 1 | 0 | 0 | 0 | 0 | 0 | 0 | 0 | 0 | 0 | 0 | 0 | 0 | 0 | 0 | 0 | 0 | 0 | 0 | 0 | 0 | 0 |
| BAKER | OSP BAKER | 2 | 2 | 1 | 0 | 0 | 0 | 0 | 0 | 0 | 0 | 0 | 1 | 1 | 0 | 0 | 0 | 0 | 0 | 0 | 0 | 0 | 0 | 0 | 0 | 0 | 0 | 1 | 0 | 2 |
| BAKER | OSP BAKER | 3 | | | 0 | 0 | 0 | 0 | 0 | 0 | 0 | 0 | 3 | 3 | 0 | 0 | 0 | 0 | 0 | 0 | 0 | 0 | 0 | 0 | 0 | 0 | 0 | 0 | 0 | 4 |
| BAKER | OSP BAKER | 4 | 1 | 0 | 0 | 0 | 0 | 0 | 0 | 0 | 0 | 0 | 1 | 0 | 0 | 0 | 0 | 0 | 0 | 0 | 0 | 0 | 0 | 0 | 0 | 0 | 0 | 0 | 0 | 1 |
| AGENCY TOTAL | | | 7 | 4 | 0 | 0 | 0 | 0 | 1 | 0 | 0 | 0 | 5 | 4 | 0 | 0 | 0 | 0 | 0 | 0 | 0 | 0 | 0 | 0 | 0 | 0 | 1 | 0 | 7 | |
| 1st QTR COUNTY TOTAL | | | 1 | 0 | 0 | 0 | 0 | 0 | 1 | 0 | 0 | 0 | 0 | 0 | 0 | 0 | 0 | 0 | 0 | 0 | 0 | 0 | 0 | 0 | 0 | 0 | 0 | 0 | 0 | 0 |
| 2nd QTR COUNTY TOTAL | | | 2 | 1 | 0 | 0 | 0 | 0 | 0 | 0 | 0 | 0 | 1 | 1 | 0 | 0 | 0 | 0 | 0 | 0 | 0 | 0 | 0 | 0 | 0 | 0 | 1 | 0 | 2 | |
| 3rd QTR COUNTY TOTAL | | | 3 | 3 | 0 | 0 | 0 | 0 | 0 | 0 | 0 | 0 | 3 | 3 | 0 | 0 | 0 | 0 | 0 | 0 | 0 | 0 | 0 | 0 | 0 | 0 | 0 | 0 | 4 | |
| 4th QTR COUNTY TOTAL | | | 1 | 0 | 0 | 0 | 0 | 0 | 0 | 0 | 0 | 0 | 1 | 0 | 0 | 0 | 0 | 0 | 0 | 0 | 0 | 0 | 0 | 0 | 0 | 0 | 0 | 0 | 1 | |
| BAKER COUNTY GRAND TOTAL | | | 7 | 4 | 0 | 0 | 0 | 0 | 1 | 0 | 0 | 0 | 5 | 4 | 0 | 0 | 0 | 0 | 0 | 0 | 0 | 0 | 0 | 0 | 0 | 1 | 0 | 7 | | |

*Zeros (0) indicate that no offenses or arrests for a particular crime type were reported to law enforcement.
 Blank lines (no numbers or zeros (0)) indicate that a law enforcement agency did not submit data to the Oregon Uniform Crime Reporting program.

2003 DOMESTIC DISTURBANCES BY AGENCY*, COUNTY AND STATE

| COUNTY | AGENCY | QTR | TOTAL | | HOMICIDE | | RAPE | | AGG. ASSLT | | BURGLARY | | SIMP ASSLT | | VANDALISM | | OTH SEX CRIM | | DIS.COND | | TRESPASS | | CRIM THREAT | | ALL OTHER | | RESTRN. ORD | | NON-CRIM | | |
|--------|----------------------------------|-----|------------|------------|----------|----------|----------|----------|------------|----------|----------|----------|------------|-----------|-----------|----------|--------------|----------|-----------|-----------|----------|----------|-------------|-----------|-----------|----------|-------------|-----------|----------|-----------|----------|
| | | | OFF. | ARR. | OFF. | ARR. | OFF. | ARR. | OFF. | ARR. | OFF. | ARR. | OFF. | ARR. | OFF. | ARR. | OFF. | ARR. | OFF. | ARR. | OFF. | ARR. | OFF. | ARR. | OFF. | ARR. | OFF. | ARR. | OFF. | | |
| BENTON | BENTON SO | 1 | 0 | 0 | | | | | | | | | | | | | | | | | | | | | | | | | | | |
| BENTON | BENTON SO | 2 | 0 | 0 | | | | | | | | | | | | | | | | | | | | | | | | | | | |
| BENTON | BENTON SO | 3 | 0 | 0 | | | | | | | | | | | | | | | | | | | | | | | | | | | |
| BENTON | BENTON SO | 4 | 0 | 0 | | | | | | | | | | | | | | | | | | | | | | | | | | | |
| | AGENCY TOTAL | | 0 | 0 | 0 | 0 | 0 | 0 | 0 | 0 | 0 | 0 | 0 | 0 | 0 | 0 | 0 | 0 | 0 | 0 | 0 | 0 | 0 | 0 | 0 | 0 | 0 | 0 | 0 | 0 | |
| BENTON | CORVALLIS PD | 1 | 23 | 18 | 0 | 0 | 0 | 0 | 3 | 3 | 0 | 0 | 13 | 10 | 0 | 0 | 0 | 0 | 0 | 0 | 0 | 0 | 0 | 0 | 0 | 0 | 7 | 5 | | 13 | |
| BENTON | CORVALLIS PD | 2 | 32 | 21 | 0 | 0 | 0 | 0 | 0 | 0 | 0 | 0 | 18 | 13 | 0 | 0 | 0 | 0 | 1 | 2 | 0 | 0 | 1 | 1 | 1 | 1 | 11 | 4 | | 5 | |
| BENTON | CORVALLIS PD | 3 | 48 | 28 | 0 | 0 | 0 | 0 | 2 | 2 | 0 | 0 | 24 | 13 | 0 | 0 | 0 | 0 | 0 | 0 | 0 | 0 | 3 | 3 | 1 | 1 | 18 | 9 | | 13 | |
| BENTON | CORVALLIS PD | 4 | 42 | 26 | 0 | 0 | 0 | 0 | 4 | 3 | 0 | 0 | 26 | 15 | 0 | 0 | 0 | 0 | 0 | 0 | 0 | 0 | 3 | 2 | 0 | 0 | 9 | 6 | | 11 | |
| | AGENCY TOTAL | | 145 | 93 | 0 | 0 | 0 | 0 | 9 | 8 | 0 | 0 | 81 | 51 | 0 | 0 | 0 | 0 | 1 | 2 | 0 | 0 | 7 | 6 | 2 | 2 | 45 | 24 | | 42 | |
| BENTON | PHILOMATH PD | 1 | 5 | 4 | 0 | 0 | 0 | 0 | 1 | 1 | 0 | 0 | 1 | 1 | 0 | 0 | 0 | 0 | 3 | 2 | 0 | 0 | 0 | 0 | 0 | 0 | 0 | 0 | 0 | | 1 |
| BENTON | PHILOMATH PD | 2 | 20 | 14 | 0 | 0 | 0 | 0 | 0 | 0 | 0 | 0 | 4 | 5 | 0 | 0 | 0 | 0 | 5 | 3 | 1 | 0 | 9 | 6 | 0 | 0 | 1 | 0 | | 8 | |
| BENTON | PHILOMATH PD | 3 | 9 | 13 | 0 | 0 | 0 | 0 | 0 | 0 | 0 | 0 | 3 | 5 | 0 | 0 | 0 | 0 | 1 | 2 | 1 | 1 | 2 | 3 | 0 | 0 | 2 | 2 | | 7 | |
| BENTON | PHILOMATH PD | 4 | 26 | 11 | 0 | 0 | 0 | 0 | 0 | 0 | 0 | 0 | 13 | 1 | 0 | 0 | 0 | 0 | 4 | 4 | 2 | 2 | 3 | 1 | 2 | 2 | 2 | 1 | | 12 | |
| | AGENCY TOTAL | | 60 | 42 | 0 | 0 | 0 | 0 | 1 | 1 | 0 | 0 | 21 | 12 | 0 | 0 | 0 | 0 | 13 | 11 | 4 | 3 | 14 | 10 | 2 | 2 | 5 | 3 | | 28 | |
| BENTON | OSP BENTON | 1 | 0 | 0 | 0 | 0 | 0 | 0 | 0 | 0 | 0 | 0 | 0 | 0 | 0 | 0 | 0 | 0 | 0 | 0 | 0 | 0 | 0 | 0 | 0 | 0 | 0 | 0 | 0 | | 0 |
| BENTON | OSP BENTON | 2 | | | 0 | 0 | 0 | 0 | 0 | 0 | 0 | 0 | 0 | 0 | 0 | 0 | 0 | 0 | 0 | 0 | 0 | 0 | 0 | 0 | 0 | 0 | 0 | 0 | 0 | | 0 |
| BENTON | OSP BENTON | 3 | 0 | 0 | 0 | 0 | 0 | 0 | 0 | 0 | 0 | 0 | 0 | 0 | 0 | 0 | 0 | 0 | 0 | 0 | 0 | 0 | 0 | 0 | 0 | 0 | 0 | 0 | 0 | | 0 |
| BENTON | OSP BENTON | 4 | 0 | 0 | 0 | 0 | 0 | 0 | 0 | 0 | 0 | 0 | 0 | 0 | 0 | 0 | 0 | 0 | 0 | 0 | 0 | 0 | 0 | 0 | 0 | 0 | 0 | 0 | 0 | | 0 |
| | AGENCY TOTAL | | 0 | 0 | 0 | 0 | 0 | 0 | 0 | 0 | 0 | 0 | 0 | 0 | 0 | 0 | 0 | 0 | 0 | 0 | 0 | 0 | 0 | 0 | 0 | 0 | 0 | 0 | 0 | 0 | 0 |
| | 1st QTR COUNTY TOTAL | | 28 | 22 | 0 | 0 | 0 | 0 | 4 | 4 | 0 | 0 | 14 | 11 | 0 | 0 | 0 | 0 | 3 | 2 | 0 | 0 | 0 | 0 | 0 | 0 | 7 | 5 | | 14 | |
| | 2nd QTR COUNTY TOTAL | | 52 | 35 | 0 | 0 | 0 | 0 | 0 | 0 | 0 | 0 | 22 | 18 | 0 | 0 | 0 | 0 | 6 | 5 | 1 | 0 | 10 | 7 | 1 | 1 | 12 | 4 | | 13 | |
| | 3rd QTR COUNTY TOTAL | | 57 | 41 | 0 | 0 | 0 | 0 | 2 | 2 | 0 | 0 | 27 | 18 | 0 | 0 | 0 | 0 | 1 | 2 | 1 | 1 | 5 | 6 | 1 | 1 | 20 | 11 | | 20 | |
| | 4th QTR COUNTY TOTAL | | 68 | 37 | 0 | 0 | 0 | 0 | 4 | 3 | 0 | 0 | 39 | 16 | 0 | 0 | 0 | 0 | 4 | 4 | 2 | 2 | 6 | 3 | 2 | 2 | 11 | 7 | | 23 | |
| | BENTON COUNTY GRAND TOTAL | | 205 | 135 | 0 | 0 | 0 | 0 | 10 | 9 | 0 | 0 | 102 | 63 | 0 | 0 | 0 | 0 | 14 | 13 | 4 | 3 | 21 | 16 | 4 | 4 | 50 | 27 | | 70 | |

*Zeros (0) indicate that no offenses or arrests for a particular crime type were reported to law enforcement.
Blank lines (no numbers or zeros (0)) indicate that a law enforcement agency did not submit data to the Oregon Uniform Crime Reporting program.

2003 DOMESTIC DISTURBANCES BY AGENCY*, COUNTY AND STATE

| COUNTY | AGENCY | QTR | TOTAL | | HOMICIDE | | RAPE | | AGG. ASSLT | | BURGLARY | | SIMP ASSLT | | VANDALISM | | OTH SEX CRIM | | DIS.COND | | TRESPASS | | CRIM. THREAT | | ALL OTHER | | RESTRN. ORD | | NON-CRIM | |
|-----------|---------------------|-----|------------|------------|----------|----------|----------|----------|------------|----------|-----------|----------|------------|------------|-----------|----------|--------------|----------|-----------|-----------|----------|----------|--------------|------------|------------|-----------|-------------|------------|-----------|---|
| | | | OFF. | ARR. | OFF. | ARR. | OFF. | ARR. | OFF. | ARR. | OFF. | ARR. | OFF. | ARR. | OFF. | ARR. | OFF. | ARR. | OFF. | ARR. | OFF. | ARR. | OFF. | ARR. | OFF. | ARR. | OFF. | ARR. | OFF. | |
| CLACKAMAS | CLACKAMAS SO | 1 | 0 | 0 | | | | | | | | | | | | | | | | | | | | | | | | | | |
| CLACKAMAS | CLACKAMAS SO | 2 | 262 | 205 | 0 | 0 | 0 | 0 | 4 | 2 | 4 | 3 | 85 | 75 | 3 | 2 | 1 | 1 | 11 | 6 | 0 | 0 | 33 | 27 | 47 | 35 | 74 | 54 | 0 | |
| CLACKAMAS | CLACKAMAS SO | 3 | 304 | 246 | 1 | 0 | 2 | 1 | 6 | 3 | 5 | 4 | 109 | 92 | 3 | 1 | 1 | 1 | 13 | 10 | 1 | 1 | 46 | 38 | 33 | 26 | 84 | 69 | 0 | |
| CLACKAMAS | CLACKAMAS SO | 4 | 236 | 205 | 0 | 0 | 1 | 1 | 1 | 3 | 2 | 2 | 79 | 69 | 5 | 4 | 2 | 2 | 19 | 18 | 1 | 1 | 43 | 37 | 20 | 15 | 63 | 53 | 0 | |
| | AGENCY TOTAL | | 802 | 656 | 1 | 0 | 3 | 2 | 11 | 8 | 11 | 9 | 273 | 236 | 11 | 7 | 4 | 4 | 43 | 34 | 2 | 2 | 122 | 102 | 100 | 76 | 221 | 176 | 0 | |
| CLACKAMAS | CANBY PD | 1 | 0 | 0 | | | | | | | | | | | | | | | | | | | | | | | | | | |
| CLACKAMAS | CANBY PD | 2 | 10 | 7 | 0 | 0 | 0 | 0 | 0 | 0 | 0 | 0 | 5 | 3 | 0 | 0 | 0 | 0 | 2 | 1 | 0 | 0 | 0 | 0 | 3 | 3 | 0 | 0 | 4 | |
| CLACKAMAS | CANBY PD | 3 | 24 | 20 | 0 | 0 | 0 | 0 | 0 | 0 | 0 | 0 | 6 | 5 | 1 | 1 | 0 | 0 | 3 | 2 | 0 | 0 | 5 | 3 | 9 | 9 | 0 | 0 | 11 | |
| CLACKAMAS | CANBY PD | 4 | 12 | 9 | 0 | 0 | 0 | 0 | 0 | 0 | 0 | 0 | 5 | 3 | 0 | 0 | 0 | 0 | 2 | 0 | 1 | 0 | 1 | 0 | 0 | 3 | 3 | 3 | 10 | |
| | AGENCY TOTAL | | 46 | 36 | 0 | 0 | 0 | 0 | 0 | 0 | 0 | 0 | 16 | 11 | 1 | 1 | 0 | 0 | 7 | 3 | 1 | 0 | 6 | 3 | 12 | 15 | 3 | 3 | 25 | |
| CLACKAMAS | GLADSTONE PD | 1 | 0 | 0 | | | | | | | | | | | | | | | | | | | | | | | | | | |
| CLACKAMAS | GLADSTONE PD | 2 | 0 | 0 | | | | | | | | | | | | | | | | | | | | | | | | | | |
| CLACKAMAS | GLADSTONE PD | 3 | 0 | 0 | | | | | | | | | | | | | | | | | | | | | | | | | | |
| CLACKAMAS | GLADSTONE PD | 4 | 7 | 7 | 0 | 0 | 0 | 0 | 0 | 0 | 0 | 0 | 5 | 5 | 0 | 0 | 0 | 0 | 1 | 1 | 1 | 1 | 0 | 0 | 0 | 0 | 0 | 0 | 1 | |
| | AGENCY TOTAL | | 7 | 7 | 0 | 0 | 0 | 0 | 0 | 0 | 0 | 0 | 5 | 5 | 0 | 0 | 0 | 0 | 1 | 1 | 1 | 1 | 0 | 0 | 0 | 0 | 0 | 0 | 1 | |
| CLACKAMAS | LAKE OSWEGO PD | 1 | 6 | 7 | 0 | 0 | 0 | 0 | 0 | 0 | 2 | 2 | 0 | 0 | 0 | 0 | 0 | 0 | 1 | 3 | 0 | 0 | 1 | 0 | 1 | 1 | 1 | 1 | 0 | |
| CLACKAMAS | LAKE OSWEGO PD | 2 | 6 | 8 | 0 | 0 | 0 | 0 | 0 | 0 | 0 | 0 | 4 | 6 | 0 | 0 | 0 | 0 | 0 | 0 | 0 | 0 | 0 | 0 | 1 | 1 | 1 | 1 | 0 | |
| CLACKAMAS | LAKE OSWEGO PD | 3 | 6 | 7 | 0 | 0 | 0 | 0 | 1 | 1 | 0 | 0 | 1 | 1 | 1 | 1 | 0 | 0 | 1 | 2 | 0 | 0 | 0 | 0 | 1 | 1 | 1 | 1 | 0 | |
| CLACKAMAS | LAKE OSWEGO PD | 4 | 10 | 9 | 0 | 0 | 0 | 0 | 2 | 2 | 0 | 0 | 2 | 2 | 0 | 0 | 0 | 0 | 0 | 0 | 1 | 1 | 0 | 0 | 2 | 1 | 3 | 3 | 0 | |
| | AGENCY TOTAL | | 28 | 31 | 0 | 0 | 0 | 0 | 3 | 3 | 2 | 2 | 7 | 9 | 1 | 1 | 0 | 0 | 2 | 5 | 1 | 1 | 1 | 0 | 5 | 4 | 6 | 6 | 0 | |
| CLACKAMAS | MILWAUKIE PD | 1 | 2 | 0 | 0 | 0 | 0 | 0 | 0 | 0 | 0 | 0 | 0 | 0 | 0 | 0 | 0 | 0 | 0 | 0 | 0 | 0 | 0 | 0 | 2 | 0 | 0 | 0 | 0 | |
| CLACKAMAS | MILWAUKIE PD | 2 | 0 | 0 | 0 | 0 | 0 | 0 | 0 | 0 | 0 | 0 | 0 | 0 | 0 | 0 | 0 | 0 | 0 | 0 | 0 | 0 | 0 | 0 | 0 | 0 | 0 | 0 | 0 | |
| CLACKAMAS | MILWAUKIE PD | 3 | 0 | 0 | 0 | 0 | 0 | 0 | 0 | 0 | 0 | 0 | 0 | 0 | 0 | 0 | 0 | 0 | 0 | 0 | 0 | 0 | 0 | 0 | 0 | 0 | 0 | 0 | 0 | |
| CLACKAMAS | MILWAUKIE PD | 4 | 0 | 0 | 0 | 0 | 0 | 0 | 0 | 0 | 0 | 0 | 0 | 0 | 0 | 0 | 0 | 0 | 0 | 0 | 0 | 0 | 0 | 0 | 0 | 0 | 0 | 0 | 0 | |
| | AGENCY TOTAL | | 2 | 0 | 0 | 0 | 0 | 0 | 0 | 0 | 0 | 0 | 0 | 0 | 0 | 0 | 0 | 0 | 0 | 0 | 0 | 0 | 0 | 0 | 2 | 0 | 0 | 0 | 0 | |
| CLACKAMAS | MOLALLA PD | 1 | 5 | 5 | 0 | 0 | 0 | 0 | 0 | 0 | 0 | 0 | 5 | 5 | 0 | 0 | 0 | 0 | 0 | 0 | 0 | 0 | 0 | 0 | 0 | 0 | 0 | 0 | 0 | 8 |
| CLACKAMAS | MOLALLA PD | 2 | 9 | 9 | 0 | 0 | 0 | 0 | 0 | 0 | 0 | 0 | 7 | 7 | 0 | 0 | 0 | 0 | 0 | 0 | 0 | 0 | 0 | 0 | 0 | 0 | 2 | 2 | 13 | |
| CLACKAMAS | MOLALLA PD | 3 | 10 | 10 | 0 | 0 | 0 | 0 | 0 | 0 | 0 | 0 | 9 | 9 | 0 | 0 | 0 | 0 | 0 | 0 | 0 | 0 | 0 | 0 | 1 | 1 | 0 | 0 | 10 | |
| CLACKAMAS | MOLALLA PD | 4 | 5 | 5 | 0 | 0 | 0 | 0 | 0 | 0 | 0 | 0 | 4 | 4 | 0 | 0 | 0 | 0 | 0 | 0 | 0 | 0 | 0 | 0 | 1 | 1 | 0 | 0 | 13 | |
| | AGENCY TOTAL | | 29 | 29 | 0 | 0 | 0 | 0 | 0 | 0 | 0 | 0 | 25 | 25 | 0 | 0 | 0 | 0 | 0 | 0 | 0 | 0 | 0 | 0 | 2 | 2 | 2 | 2 | 44 | |

*Zeros (0) indicate that no offenses or arrests for a particular crime type were reported to law enforcement.
 Blank lines (no numbers or zeros (0)) indicate that a law enforcement agency did not submit data to the Oregon Uniform Crime Reporting program.

2003 DOMESTIC DISTURBANCES BY AGENCY*, COUNTY AND STATE

| COUNTY | AGENCY | QTR | TOTAL | | HOMICIDE | | RAPE | | AGG.ASSLT. | | BURGLARY | | SIMP. ASSLT. | | VANDALISM | | OTH SEX CRIM | | DIS. COND. | | TRESPASS | | CRIM. THREAT | | ALL OTHER | | RESTRN. ORD. | | NON-CRIM OFFENSE | |
|-------------------------------------|----------------|-----|-------------|------------|----------|----------|----------|----------|------------|-----------|-----------|-----------|--------------|------------|-----------|-----------|--------------|----------|------------|-----------|----------|----------|--------------|------------|------------|------------|--------------|------------|------------------|-----------|
| | | | OFF. | ARR. | OFF. | ARR. | OFF. | ARR. | OFF. | ARR. | OFF. | ARR. | OFF. | ARR. | OFF. | ARR. | OFF. | ARR. | OFF. | ARR. | OFF. | ARR. | OFF. | ARR. | OFF. | ARR. | OFF. | ARR. | | |
| CLACKAMAS | OREGON CITY PD | 1 | 0 | 0 | | | | | | | | | | | | | | | | | | | | | | | | | | |
| CLACKAMAS | OREGON CITY PD | 2 | 19 | 12 | 0 | 0 | 0 | 0 | 2 | 2 | 0 | 0 | 9 | 8 | 0 | 0 | 0 | 0 | 0 | 0 | 0 | 0 | 0 | 0 | 5 | 2 | 3 | 0 | 3 | |
| CLACKAMAS | OREGON CITY PD | 3 | 52 | 48 | 0 | 0 | 0 | 0 | 0 | 0 | 0 | 0 | 21 | 21 | 0 | 0 | 0 | 0 | 0 | 0 | 0 | 0 | 0 | 0 | 17 | 14 | 14 | 13 | 3 | |
| CLACKAMAS | OREGON CITY PD | 4 | 15 | 14 | 0 | 0 | 0 | 0 | 0 | 0 | 0 | 0 | 7 | 7 | 0 | 0 | 0 | 0 | 0 | 0 | 0 | 0 | 0 | 0 | 6 | 5 | 2 | 2 | 0 | |
| AGENCY TOTAL | | | 86 | 74 | 0 | 0 | 0 | 0 | 2 | 2 | 0 | 0 | 37 | 36 | 0 | 0 | 0 | 0 | 0 | 0 | 0 | 0 | 0 | 0 | 28 | 21 | 19 | 15 | 6 | |
| CLACKAMAS | SANDY PD | 1 | 9 | 7 | 0 | 0 | 0 | 0 | 0 | 0 | 0 | 0 | 5 | 5 | 0 | 0 | 0 | 0 | 0 | 0 | 0 | 0 | 0 | 0 | 2 | 2 | 2 | 0 | 0 | |
| CLACKAMAS | SANDY PD | 2 | 6 | 4 | 0 | 0 | 0 | 0 | 0 | 0 | 0 | 0 | 4 | 3 | 0 | 0 | 0 | 0 | 1 | 0 | 0 | 0 | 0 | 0 | 1 | 1 | 0 | 0 | 0 | |
| CLACKAMAS | SANDY PD | 3 | 5 | 5 | 0 | 0 | 0 | 0 | 0 | 0 | 0 | 0 | 4 | 4 | 0 | 0 | 0 | 0 | 0 | 0 | 0 | 0 | 0 | 0 | 0 | 0 | 1 | 1 | 0 | |
| CLACKAMAS | SANDY PD | 4 | 4 | 3 | 0 | 0 | 0 | 0 | 1 | 1 | 0 | 0 | 1 | 1 | 0 | 0 | 0 | 0 | 0 | 0 | 0 | 0 | 0 | 0 | 2 | 1 | 0 | 0 | 0 | |
| AGENCY TOTAL | | | 24 | 19 | 0 | 0 | 0 | 0 | 1 | 1 | 0 | 0 | 14 | 13 | 0 | 0 | 0 | 0 | 1 | 0 | 0 | 0 | 0 | 0 | 5 | 4 | 3 | 1 | 0 | |
| CLACKAMAS | WEST LINN PD | 1 | 5 | 5 | 0 | 0 | 0 | 0 | 0 | 0 | 0 | 0 | 5 | 5 | 0 | 0 | 0 | 0 | 0 | 0 | 0 | 0 | 0 | 0 | 0 | 0 | 0 | 0 | 38 | |
| CLACKAMAS | WEST LINN PD | 2 | 14 | 13 | 0 | 0 | 0 | 0 | 0 | 0 | 0 | 0 | 3 | 3 | 0 | 0 | 0 | 0 | 1 | 1 | 1 | 1 | 7 | 7 | 1 | 1 | 1 | 0 | 40 | |
| CLACKAMAS | WEST LINN PD | 3 | 33 | 28 | 0 | 0 | 0 | 0 | 0 | 0 | 0 | 0 | 11 | 10 | 1 | 1 | 1 | 0 | 6 | 6 | 0 | 0 | 7 | 6 | 4 | 3 | 3 | 2 | 41 | |
| CLACKAMAS | WEST LINN PD | 4 | 11 | 8 | 0 | 0 | 0 | 0 | 1 | 1 | 0 | 0 | 4 | 2 | 0 | 0 | 0 | 0 | 1 | 1 | 0 | 0 | 0 | 0 | 2 | 2 | 3 | 2 | 33 | |
| AGENCY TOTAL | | | 63 | 54 | 0 | 0 | 0 | 0 | 1 | 1 | 0 | 0 | 23 | 20 | 1 | 1 | 1 | 0 | 8 | 8 | 1 | 1 | 14 | 13 | 7 | 6 | 7 | 4 | 152 | |
| CLACKAMAS | OSP CLACKAMAS | 1 | 1 | 1 | 0 | 0 | 0 | 0 | 0 | 0 | 0 | 0 | 1 | 1 | 0 | 0 | 0 | 0 | 0 | 0 | 0 | 0 | 0 | 0 | 0 | 0 | 0 | 0 | 4 | |
| CLACKAMAS | OSP CLACKAMAS | 2 | 1 | 1 | 0 | 0 | 0 | 0 | 0 | 0 | 0 | 0 | 0 | 0 | 0 | 0 | 0 | 0 | 0 | 0 | 0 | 0 | 0 | 0 | 0 | 0 | 1 | 1 | 9 | |
| CLACKAMAS | OSP CLACKAMAS | 3 | 0 | 0 | 0 | 0 | 0 | 0 | 0 | 0 | 0 | 0 | 0 | 0 | 0 | 0 | 0 | 0 | 0 | 0 | 0 | 0 | 0 | 0 | 0 | 0 | 0 | 0 | 10 | |
| CLACKAMAS | OSP CLACKAMAS | 4 | 4 | 4 | 0 | 0 | 0 | 0 | 0 | 0 | 0 | 0 | 0 | 0 | 0 | 0 | 0 | 0 | 0 | 0 | 0 | 0 | 0 | 0 | 0 | 0 | 4 | 4 | 8 | |
| AGENCY TOTAL | | | 6 | 6 | 0 | 0 | 0 | 0 | 0 | 0 | 0 | 0 | 1 | 1 | 0 | 0 | 0 | 0 | 0 | 0 | 0 | 0 | 0 | 0 | 0 | 0 | 0 | 5 | 5 | 31 |
| 1st QTR COUNTY TOTAL | | | 28 | 25 | 0 | 0 | 0 | 0 | 0 | 0 | 2 | 2 | 16 | 16 | 0 | 0 | 0 | 0 | 1 | 3 | 0 | 0 | 1 | 0 | 5 | 3 | 3 | 1 | 50 | |
| 2nd QTR COUNTY TOTAL | | | 327 | 259 | 0 | 0 | 0 | 0 | 6 | 4 | 4 | 3 | 117 | 105 | 3 | 2 | 1 | 1 | 15 | 8 | 1 | 1 | 40 | 34 | 58 | 43 | 82 | 58 | 69 | |
| 3rd QTR COUNTY TOTAL | | | 434 | 364 | 1 | 0 | 2 | 1 | 7 | 4 | 5 | 4 | 161 | 142 | 6 | 4 | 2 | 1 | 23 | 20 | 1 | 1 | 58 | 47 | 65 | 54 | 103 | 86 | 75 | |
| 4th QTR COUNTY TOTAL | | | 304 | 264 | 0 | 0 | 1 | 1 | 5 | 7 | 2 | 2 | 107 | 93 | 5 | 4 | 2 | 2 | 23 | 20 | 4 | 3 | 44 | 37 | 33 | 28 | 78 | 67 | 65 | |
| CLACKAMAS COUNTY GRAND TOTAL | | | 1093 | 912 | 1 | 0 | 3 | 2 | 18 | 15 | 13 | 11 | 401 | 356 | 14 | 10 | 5 | 4 | 62 | 51 | 6 | 5 | 143 | 118 | 161 | 128 | 266 | 212 | 259 | |

*Zeros (0) indicate that no offenses or arrests for a particular crime type were reported to law enforcement.
Blank lines (no numbers or zeros (0)) indicate that a law enforcement agency did not submit data to the Oregon Uniform Crime Reporting program.

2003 DOMESTIC DISTURBANCES BY AGENCY*, COUNTY AND STATE

| COUNTY | AGENCY | QTR | TOTAL | | HOMICIDE | | RAPE | | AGG.ASSLT. | | BURGLARY | | SIMP. ASSLT. | | VANDALISM | | OTH SEX CRIM | | DIS. COND. | | TRESPASS | | CRIM. THREAT | | ALL OTHER | | RESTRN. ORD. | | NON-CRIM OFFENSE |
|-----------------------------------|-----------------|-----|------------|------------|----------|----------|----------|----------|------------|----------|----------|----------|--------------|-----------|-----------|----------|--------------|-----------|------------|-----------|----------|----------|--------------|-----------|-----------|-----------|--------------|-----------|------------------|
| | | | OFF. | ARR. | OFF. | ARR. | OFF. | ARR. | OFF. | ARR. | OFF. | ARR. | OFF. | ARR. | OFF. | ARR. | OFF. | ARR. | OFF. | ARR. | OFF. | ARR. | OFF. | ARR. | OFF. | ARR. | OFF. | ARR. | |
| CLATSOP | CLATSOP SO | 1 | 15 | 6 | 0 | 0 | 0 | 0 | 0 | 0 | 0 | 4 | 2 | 0 | 0 | 0 | 0 | 0 | 0 | 0 | 0 | 0 | 1 | 1 | 6 | 2 | 4 | 1 | 11 |
| CLATSOP | CLATSOP SO | 2 | 47 | 16 | 0 | 0 | 0 | 0 | 1 | 1 | 0 | 0 | 7 | 5 | 2 | 1 | 0 | 0 | 0 | 0 | 0 | 0 | 4 | 3 | 31 | 6 | 2 | 0 | 15 |
| CLATSOP | CLATSOP SO | 3 | 24 | 3 | 0 | 0 | 1 | 1 | 0 | 0 | 1 | 0 | 3 | 2 | 0 | 0 | 0 | 0 | 1 | 0 | 1 | 0 | 13 | 0 | 3 | 0 | 0 | 10 | |
| CLATSOP | CLATSOP SO | 4 | 37 | 21 | 0 | 0 | 0 | 0 | 1 | 1 | 1 | 1 | 6 | 4 | 2 | 0 | 0 | 0 | 9 | 4 | 1 | 1 | 0 | 0 | 11 | 6 | 6 | 4 | 16 |
| AGENCY TOTAL | | | 123 | 46 | 0 | 0 | 1 | 1 | 2 | 2 | 2 | 1 | 20 | 13 | 4 | 1 | 0 | 0 | 10 | 4 | 2 | 1 | 6 | 4 | 61 | 14 | 15 | 5 | 52 |
| CLATSOP | ASTORIA PD | 1 | 26 | 13 | 0 | 0 | 0 | 0 | 0 | 0 | 0 | 15 | 7 | 0 | 0 | 0 | 0 | 5 | 1 | 0 | 0 | 0 | 0 | 0 | 0 | 6 | 5 | 4 | |
| CLATSOP | ASTORIA PD | 2 | 18 | 11 | 0 | 0 | 0 | 0 | 1 | 1 | 0 | 0 | 10 | 6 | 0 | 0 | 0 | 3 | 3 | 0 | 0 | 0 | 0 | 0 | 0 | 4 | 1 | 1 | |
| CLATSOP | ASTORIA PD | 3 | 14 | 8 | 0 | 0 | 0 | 0 | 1 | 1 | 0 | 0 | 8 | 5 | 0 | 0 | 0 | 2 | 0 | 0 | 0 | 0 | 0 | 0 | 0 | 3 | 2 | 1 | |
| CLATSOP | ASTORIA PD | 4 | 14 | 2 | 0 | 0 | 0 | 0 | 0 | 0 | 0 | 4 | 1 | 0 | 0 | 0 | 0 | 9 | 0 | 0 | 0 | 0 | 0 | 0 | 0 | 1 | 1 | 0 | |
| AGENCY TOTAL | | | 72 | 34 | 0 | 0 | 0 | 0 | 2 | 2 | 0 | 0 | 37 | 19 | 0 | 0 | 0 | 0 | 19 | 4 | 0 | 0 | 0 | 0 | 0 | 0 | 14 | 9 | 6 |
| CLATSOP | GEARHART PD | 1 | 0 | 0 | 0 | 0 | 0 | 0 | 0 | 0 | 0 | 0 | 0 | 0 | 0 | 0 | 0 | 0 | 0 | 0 | 0 | 0 | 0 | 0 | 0 | 0 | 0 | 0 | 0 |
| CLATSOP | GEARHART PD | 2 | 0 | 0 | 0 | 0 | 0 | 0 | 0 | 0 | 0 | 0 | 0 | 0 | 0 | 0 | 0 | 0 | 0 | 0 | 0 | 0 | 0 | 0 | 0 | 0 | 0 | 0 | 0 |
| CLATSOP | GEARHART PD | 3 | 0 | 0 | 0 | 0 | 0 | 0 | 0 | 0 | 0 | 0 | 0 | 0 | 0 | 0 | 0 | 0 | 0 | 0 | 0 | 0 | 0 | 0 | 0 | 0 | 0 | 0 | 0 |
| CLATSOP | GEARHART PD | 4 | 0 | 0 | 0 | 0 | 0 | 0 | 0 | 0 | 0 | 0 | 0 | 0 | 0 | 0 | 0 | 0 | 0 | 0 | 0 | 0 | 0 | 0 | 0 | 0 | 0 | 0 | 0 |
| AGENCY TOTAL | | | 0 | 0 | 0 | 0 | 0 | 0 | 0 | 0 | 0 | 0 | 0 | 0 | 0 | 0 | 0 | 0 | 0 | 0 | 0 | 0 | 0 | 0 | 0 | 0 | 0 | 0 | 0 |
| CLATSOP | SEASIDE PD | 1 | 0 | 0 | 0 | 0 | 0 | 0 | 0 | 0 | 0 | 0 | 0 | 0 | 0 | 0 | 0 | 0 | 0 | 0 | 0 | 0 | 0 | 0 | 0 | 0 | 0 | 0 | 0 |
| CLATSOP | SEASIDE PD | 2 | 0 | 0 | 0 | 0 | 0 | 0 | 0 | 0 | 0 | 0 | 0 | 0 | 0 | 0 | 0 | 0 | 0 | 0 | 0 | 0 | 0 | 0 | 0 | 0 | 0 | 0 | 0 |
| CLATSOP | SEASIDE PD | 3 | 0 | 0 | 0 | 0 | 0 | 0 | 0 | 0 | 0 | 0 | 0 | 0 | 0 | 0 | 0 | 0 | 0 | 0 | 0 | 0 | 0 | 0 | 0 | 0 | 0 | 0 | 0 |
| CLATSOP | SEASIDE PD | 4 | 17 | 13 | 0 | 0 | 0 | 0 | 0 | 0 | 1 | 1 | 3 | 2 | 0 | 0 | 0 | 3 | 3 | 0 | 0 | 0 | 0 | 0 | 5 | 5 | 5 | 2 | 12 |
| AGENCY TOTAL | | | 17 | 13 | 0 | 0 | 0 | 0 | 0 | 0 | 1 | 1 | 3 | 2 | 0 | 0 | 0 | 3 | 3 | 0 | 0 | 0 | 0 | 0 | 5 | 5 | 5 | 2 | 12 |
| CLATSOP | WARRENTON PD | 1 | 13 | 9 | 0 | 0 | 0 | 0 | 0 | 0 | 0 | 7 | 7 | 0 | 0 | 0 | 0 | 1 | 1 | 0 | 0 | 1 | 1 | 0 | 0 | 4 | 0 | 9 | |
| CLATSOP | WARRENTON PD | 2 | 10 | 6 | 0 | 0 | 0 | 0 | 0 | 0 | 0 | 5 | 5 | 0 | 0 | 0 | 0 | 0 | 0 | 0 | 0 | 1 | 1 | 0 | 0 | 4 | 0 | 12 | |
| CLATSOP | WARRENTON PD | 3 | 13 | 11 | 0 | 0 | 0 | 0 | 0 | 0 | 0 | 6 | 6 | 0 | 0 | 0 | 0 | 3 | 3 | 0 | 0 | 2 | 2 | 0 | 0 | 2 | 0 | 13 | |
| CLATSOP | WARRENTON PD | 4 | 0 | 0 | 0 | 0 | 0 | 0 | 0 | 0 | 0 | 0 | 0 | 0 | 0 | 0 | 0 | 0 | 0 | 0 | 0 | 0 | 0 | 0 | 0 | 0 | 0 | 0 | |
| AGENCY TOTAL | | | 36 | 26 | 0 | 0 | 0 | 0 | 0 | 0 | 0 | 0 | 18 | 18 | 0 | 0 | 0 | 4 | 4 | 0 | 0 | 4 | 4 | 0 | 0 | 10 | 0 | 34 | |
| CLATSOP | CANNON BEACH PD | 1 | 1 | 0 | 0 | 0 | 0 | 0 | 0 | 0 | 0 | 1 | 0 | 0 | 0 | 0 | 0 | 0 | 0 | 0 | 0 | 0 | 0 | 0 | 0 | 0 | 0 | 0 | 5 |
| CLATSOP | CANNON BEACH PD | 2 | 0 | 0 | 0 | 0 | 0 | 0 | 0 | 0 | 0 | 0 | 0 | 0 | 0 | 0 | 0 | 0 | 0 | 0 | 0 | 0 | 0 | 0 | 0 | 0 | 0 | 0 | 0 |
| CLATSOP | CANNON BEACH PD | 3 | 2 | 2 | 0 | 0 | 0 | 0 | 2 | 2 | 0 | 0 | 0 | 0 | 0 | 0 | 0 | 0 | 0 | 0 | 0 | 0 | 0 | 0 | 0 | 0 | 0 | 0 | 0 |
| CLATSOP | CANNON BEACH PD | 4 | 1 | 1 | 0 | 0 | 0 | 0 | 0 | 0 | 0 | 1 | 1 | 0 | 0 | 0 | 0 | 0 | 0 | 0 | 0 | 0 | 0 | 0 | 0 | 0 | 0 | 0 | 1 |
| AGENCY TOTAL | | | 4 | 3 | 0 | 0 | 0 | 0 | 2 | 2 | 0 | 0 | 2 | 1 | 0 | 0 | 0 | 0 | 0 | 0 | 0 | 0 | 0 | 0 | 0 | 0 | 0 | 0 | 6 |
| CLATSOP | OSP CLATSOP | 1 | 0 | 0 | 0 | 0 | 0 | 0 | 0 | 0 | 0 | 0 | 0 | 0 | 0 | 0 | 0 | 0 | 0 | 0 | 0 | 0 | 0 | 0 | 0 | 0 | 0 | 0 | 0 |
| CLATSOP | OSP CLATSOP | 2 | 1 | 0 | 0 | 0 | 0 | 0 | 0 | 0 | 0 | 0 | 0 | 0 | 0 | 0 | 0 | 0 | 0 | 0 | 0 | 0 | 0 | 0 | 0 | 0 | 1 | 0 | 0 |
| CLATSOP | OSP CLATSOP | 3 | 0 | 0 | 0 | 0 | 0 | 0 | 0 | 0 | 0 | 0 | 0 | 0 | 0 | 0 | 0 | 0 | 0 | 0 | 0 | 0 | 0 | 0 | 0 | 0 | 0 | 0 | 2 |
| CLATSOP | OSP CLATSOP | 4 | 1 | 1 | 0 | 0 | 0 | 0 | 0 | 0 | 0 | 0 | 0 | 0 | 0 | 0 | 0 | 0 | 0 | 0 | 0 | 0 | 0 | 0 | 0 | 0 | 1 | 1 | 1 |
| AGENCY TOTAL | | | 2 | 1 | 0 | 0 | 0 | 0 | 0 | 0 | 0 | 0 | 0 | 0 | 0 | 0 | 0 | 0 | 0 | 0 | 0 | 0 | 0 | 0 | 0 | 0 | 2 | 1 | 3 |
| 1st QTR COUNTY TOTAL | | | 55 | 28 | 0 | 0 | 0 | 0 | 0 | 0 | 0 | 0 | 27 | 16 | 0 | 0 | 0 | 6 | 2 | 0 | 0 | 2 | 2 | 6 | 2 | 14 | 6 | 29 | |
| 2nd QTR COUNTY TOTAL | | | 76 | 33 | 0 | 0 | 0 | 0 | 2 | 2 | 0 | 0 | 22 | 16 | 2 | 1 | 0 | 0 | 3 | 3 | 0 | 0 | 5 | 4 | 31 | 6 | 11 | 1 | 28 |
| 3rd QTR COUNTY TOTAL | | | 53 | 24 | 0 | 0 | 1 | 1 | 3 | 3 | 1 | 0 | 17 | 13 | 0 | 0 | 0 | 6 | 3 | 1 | 0 | 3 | 2 | 13 | 0 | 8 | 2 | 26 | |
| 4th QTR COUNTY TOTAL | | | 70 | 38 | 0 | 0 | 0 | 0 | 1 | 1 | 2 | 2 | 14 | 8 | 2 | 0 | 0 | 21 | 7 | 1 | 1 | 0 | 0 | 16 | 11 | 13 | 8 | 30 | |
| CLATSOP COUNTY GRAND TOTAL | | | 254 | 123 | 0 | 0 | 1 | 1 | 6 | 6 | 3 | 2 | 80 | 53 | 4 | 1 | 0 | 0 | 36 | 15 | 2 | 1 | 10 | 8 | 66 | 19 | 46 | 17 | 113 |

*Zeros (0) indicate that no offenses or arrests for a particular crime type were reported to law enforcement.
Blank lines (no numbers or zeros (0)) indicate that a law enforcement agency did not submit data to the Oregon Uniform Crime Reporting program.

2003 DOMESTIC DISTURBANCES BY AGENCY*, COUNTY AND STATE

| COUNTY | AGENCY | QTR | TOTAL | | HOMICIDE | | RAPE | | AGG.ASSLT. | | BURGLARY | | SIMP. ASSLT. | | VANDALISM | | OTH SEX CRIM | | DIS. COND. | | TRESPASS | | CRIM. THREAT | | ALL OTHER | | RESTRN. ORD. | | NON-CRIM OFFENSE | |
|------------------------------------|---------------|-----|-----------|-----------|----------|----------|----------|----------|------------|----------|----------|----------|--------------|-----------|-----------|----------|--------------|----------|------------|----------|----------|----------|--------------|----------|-----------|-----------|--------------|----------|------------------|----------|
| | | | OFF. | ARR. | OFF. | ARR. | OFF. | ARR. | OFF. | ARR. | OFF. | ARR. | OFF. | ARR. | OFF. | ARR. | OFF. | ARR. | OFF. | ARR. | OFF. | ARR. | OFF. | ARR. | OFF. | ARR. | OFF. | ARR. | | |
| COLUMBIA | COLUMBIA SO | 1 | 0 | 0 | | | | | | | | | | | | | | | | | | | | | | | | | | |
| COLUMBIA | COLUMBIA SO | 2 | 0 | 0 | | | | | | | | | | | | | | | | | | | | | | | | | | |
| COLUMBIA | COLUMBIA SO | 3 | 0 | 0 | | | | | | | | | | | | | | | | | | | | | | | | | | |
| COLUMBIA | COLUMBIA SO | 4 | 0 | 0 | | | | | | | | | | | | | | | | | | | | | | | | | | |
| AGENCY TOTAL | | | 0 | 0 | 0 | 0 | 0 | 0 | 0 | 0 | 0 | 0 | 0 | 0 | 0 | 0 | 0 | 0 | 0 | 0 | 0 | 0 | 0 | 0 | 0 | 0 | 0 | 0 | 0 | 0 |
| COLUMBIA | CLATSKANIE PD | 1 | 0 | 0 | | | | | | | | | | | | | | | | | | | | | | | | | | |
| COLUMBIA | CLATSKANIE PD | 2 | 0 | 0 | | | | | | | | | | | | | | | | | | | | | | | | | | |
| COLUMBIA | CLATSKANIE PD | 3 | 0 | 0 | | | | | | | | | | | | | | | | | | | | | | | | | | |
| COLUMBIA | CLATSKANIE PD | 4 | 0 | 0 | | | | | | | | | | | | | | | | | | | | | | | | | | |
| AGENCY TOTAL | | | 0 | 0 | 0 | 0 | 0 | 0 | 0 | 0 | 0 | 0 | 0 | 0 | 0 | 0 | 0 | 0 | 0 | 0 | 0 | 0 | 0 | 0 | 0 | 0 | 0 | 0 | 0 | 0 |
| COLUMBIA | RAINIER PD | 1 | 4 | 4 | 0 | 0 | 0 | 0 | 0 | 0 | 0 | 0 | 4 | 4 | 0 | 0 | 0 | 0 | 0 | 0 | 0 | 0 | 0 | 0 | 0 | 0 | 0 | 0 | 0 | 0 |
| COLUMBIA | RAINIER PD | 2 | 10 | 10 | 0 | 0 | 0 | 0 | 0 | 0 | 0 | 0 | 3 | 3 | 0 | 0 | 0 | 0 | 5 | 5 | 0 | 0 | 0 | 0 | 1 | 1 | 1 | 1 | 0 | |
| COLUMBIA | RAINIER PD | 3 | 6 | 6 | 0 | 0 | 0 | 0 | 0 | 0 | 0 | 0 | 2 | 2 | 0 | 0 | 0 | 0 | 1 | 1 | 0 | 0 | 0 | 0 | 2 | 2 | 1 | 1 | 0 | |
| COLUMBIA | RAINIER PD | 4 | 3 | 2 | 0 | 0 | 0 | 0 | 0 | 0 | 0 | 0 | 1 | 0 | 0 | 0 | 0 | 0 | 2 | 2 | 0 | 0 | 0 | 0 | 0 | 0 | 0 | 0 | 0 | 1 |
| AGENCY TOTAL | | | 23 | 22 | 0 | 0 | 0 | 0 | 0 | 0 | 0 | 0 | 10 | 9 | 0 | 0 | 0 | 0 | 8 | 8 | 0 | 0 | 0 | 0 | 3 | 3 | 2 | 2 | 1 | |
| COLUMBIA | ST HELENS PD | 1 | 21 | 14 | 0 | 0 | 0 | 0 | 0 | 0 | 0 | 0 | 5 | 5 | 0 | 0 | 0 | 0 | 2 | 2 | 0 | 0 | 0 | 0 | 14 | 7 | 0 | 0 | 0 | |
| COLUMBIA | ST HELENS PD | 2 | 13 | 13 | 0 | 0 | 0 | 0 | 0 | 0 | 5 | 5 | 0 | 0 | 0 | 0 | 0 | 0 | 3 | 3 | 0 | 0 | 0 | 0 | 5 | 5 | 0 | 0 | 0 | |
| COLUMBIA | ST HELENS PD | 3 | 9 | 8 | 0 | 0 | 0 | 0 | 0 | 0 | 0 | 0 | 4 | 4 | 0 | 0 | 0 | 0 | 1 | 1 | 0 | 0 | 0 | 0 | 4 | 3 | 0 | 0 | 0 | |
| COLUMBIA | ST HELENS PD | 4 | 6 | 2 | 0 | 0 | 0 | 0 | 0 | 0 | 0 | 0 | 2 | 1 | 0 | 0 | 0 | 0 | 0 | 0 | 0 | 0 | 0 | 0 | 4 | 1 | 0 | 0 | 0 | |
| AGENCY TOTAL | | | 49 | 37 | 0 | 0 | 0 | 0 | 0 | 0 | 5 | 5 | 11 | 10 | 0 | 0 | 0 | 0 | 6 | 6 | 0 | 0 | 0 | 0 | 27 | 16 | 0 | 0 | 0 | |
| COLUMBIA | SCAPPOOSE PD | 1 | 3 | 3 | 0 | 0 | 0 | 0 | 0 | 0 | 0 | 0 | 3 | 3 | 0 | 0 | 0 | 0 | 0 | 0 | 0 | 0 | 0 | 0 | 0 | 0 | 0 | 0 | 0 | 0 |
| COLUMBIA | SCAPPOOSE PD | 2 | 3 | 3 | 0 | 0 | 0 | 0 | 0 | 0 | 0 | 0 | 3 | 3 | 0 | 0 | 0 | 0 | 0 | 0 | 0 | 0 | 0 | 0 | 0 | 0 | 0 | 0 | 0 | 0 |
| COLUMBIA | SCAPPOOSE PD | 3 | 2 | 1 | 0 | 0 | 0 | 0 | 0 | 0 | 0 | 0 | 2 | 1 | 0 | 0 | 0 | 0 | 0 | 0 | 0 | 0 | 0 | 0 | 0 | 0 | 0 | 0 | 0 | 0 |
| COLUMBIA | SCAPPOOSE PD | 4 | 2 | 1 | 0 | 0 | 0 | 0 | 0 | 0 | 0 | 0 | 2 | 1 | 0 | 0 | 0 | 0 | 0 | 0 | 0 | 0 | 0 | 0 | 0 | 0 | 0 | 0 | 0 | 0 |
| AGENCY TOTAL | | | 10 | 8 | 0 | 0 | 0 | 0 | 0 | 0 | 0 | 0 | 10 | 8 | 0 | 0 | 0 | 0 | 0 | 0 | 0 | 0 | 0 | 0 | 0 | 0 | 0 | 0 | 0 | 0 |
| COLUMBIA | VERNONIA PD | 1 | 0 | 0 | | | | | | | | | | | | | | | | | | | | | | | | | | |
| COLUMBIA | VERNONIA PD | 2 | 0 | 0 | | | | | | | | | | | | | | | | | | | | | | | | | | |
| COLUMBIA | VERNONIA PD | 3 | 0 | 0 | | | | | | | | | | | | | | | | | | | | | | | | | | |
| COLUMBIA | VERNONIA PD | 4 | 0 | 0 | | | | | | | | | | | | | | | | | | | | | | | | | | |
| AGENCY TOTAL | | | 0 | 0 | 0 | 0 | 0 | 0 | 0 | 0 | 0 | 0 | 0 | 0 | 0 | 0 | 0 | 0 | 0 | 0 | 0 | 0 | 0 | 0 | 0 | 0 | 0 | 0 | 0 | 0 |
| COLUMBIA | OSP COLUMBIA | 1 | 0 | 0 | 0 | 0 | 0 | 0 | 0 | 0 | 0 | 0 | 0 | 0 | 0 | 0 | 0 | 0 | 0 | 0 | 0 | 0 | 0 | 0 | 0 | 0 | 0 | 0 | 0 | 2 |
| COLUMBIA | OSP COLUMBIA | 2 | 1 | 1 | 0 | 0 | 0 | 0 | 0 | 0 | 0 | 0 | 1 | 1 | 0 | 0 | 0 | 0 | 0 | 0 | 0 | 0 | 0 | 0 | 0 | 0 | 0 | 0 | 0 | 2 |
| COLUMBIA | OSP COLUMBIA | 3 | 1 | 0 | 0 | 0 | 0 | 0 | 0 | 0 | 0 | 0 | 0 | 0 | 0 | 0 | 0 | 1 | 0 | 0 | 0 | 0 | 0 | 0 | 0 | 0 | 0 | 0 | 0 | 3 |
| COLUMBIA | OSP COLUMBIA | 4 | 3 | 0 | 0 | 0 | 0 | 0 | 1 | 0 | 0 | 0 | 1 | 0 | 0 | 0 | 0 | 0 | 0 | 0 | 0 | 0 | 0 | 0 | 0 | 0 | 0 | 1 | 0 | 1 |
| AGENCY TOTAL | | | 5 | 1 | 0 | 0 | 0 | 0 | 1 | 0 | 0 | 0 | 2 | 1 | 0 | 0 | 0 | 0 | 1 | 0 | 0 | 0 | 0 | 0 | 0 | 0 | 0 | 1 | 0 | 8 |
| 1st QTR COUNTY TOTAL | | | 28 | 21 | 0 | 0 | 0 | 0 | 0 | 0 | 0 | 0 | 12 | 12 | 0 | 0 | 0 | 0 | 0 | 2 | 2 | 0 | 0 | 0 | 14 | 7 | 0 | 0 | 2 | |
| 2nd QTR COUNTY TOTAL | | | 27 | 27 | 0 | 0 | 0 | 0 | 0 | 0 | 5 | 5 | 7 | 7 | 0 | 0 | 0 | 0 | 5 | 5 | 3 | 3 | 0 | 0 | 6 | 6 | 1 | 1 | 2 | |
| 3rd QTR COUNTY TOTAL | | | 18 | 15 | 0 | 0 | 0 | 0 | 0 | 0 | 0 | 0 | 8 | 7 | 0 | 0 | 0 | 0 | 2 | 1 | 1 | 1 | 0 | 0 | 6 | 5 | 1 | 1 | 3 | |
| 4th QTR COUNTY TOTAL | | | 14 | 5 | 0 | 0 | 0 | 0 | 1 | 0 | 0 | 0 | 6 | 2 | 0 | 0 | 0 | 0 | 2 | 2 | 0 | 0 | 0 | 0 | 4 | 1 | 1 | 0 | 2 | |
| COLUMBIA COUNTY GRAND TOTAL | | | 87 | 68 | 0 | 0 | 0 | 0 | 1 | 0 | 5 | 5 | 33 | 28 | 0 | 0 | 0 | 0 | 9 | 8 | 6 | 6 | 0 | 0 | 30 | 19 | 3 | 2 | 9 | |

*Zeros (0) indicate that no offenses or arrests for a particular crime type were reported to law enforcement.
Blank lines (no numbers or zeros (0)) indicate that a law enforcement agency did not submit data to the Oregon Uniform Crime Reporting program.

2003 DOMESTIC DISTURBANCES BY AGENCY*, COUNTY AND STATE

| COUNTY | AGENCY | QTR | TOTAL | | HOMICIDE | | RAPE | | AGG.ASSLT. | | BURGLARY | | SIMP. ASSLT. | | VANDALISM | | OTH SEX CRIM | | DIS. COND. | | TRESPASS | | CRIM. THREAT | | ALL OTHER | | RESTRN. ORD. | | NON-CRIM OFFENSE |
|--------------------------------|-----------------|-----|-----------|-----------|----------|----------|----------|----------|------------|----------|----------|-----------|--------------|-----------|-----------|----------|--------------|----------|------------|----------|----------|----------|--------------|-----------|-----------|-----------|--------------|-----------|------------------|
| | | | OFF. | ARR. | OFF. | ARR. | OFF. | ARR. | OFF. | ARR. | OFF. | ARR. | OFF. | ARR. | OFF. | ARR. | OFF. | ARR. | OFF. | ARR. | OFF. | ARR. | OFF. | ARR. | OFF. | ARR. | OFF. | ARR. | |
| COOS | COOS SO | 1 | 0 | 0 | | | | | | | | | | | | | | | | | | | | | | | | | |
| COOS | COOS SO | 2 | 0 | 0 | | | | | | | | | | | | | | | | | | | | | | | | | |
| COOS | COOS SO | 3 | 0 | 0 | | | | | | | | | | | | | | | | | | | | | | | | | |
| COOS | COOS SO | 4 | 0 | 0 | | | | | | | | | | | | | | | | | | | | | | | | | |
| AGENCY TOTAL | | | 0 | 0 | 0 | 0 | 0 | 0 | 0 | 0 | 0 | 0 | 0 | 0 | 0 | 0 | 0 | 0 | 0 | 0 | 0 | 0 | 0 | 0 | 0 | 0 | 0 | 0 | 0 |
| COOS | BANDON PD | 1 | 0 | 0 | | | | | | | | | | | | | | | | | | | | | | | | | |
| COOS | BANDON PD | 2 | 0 | 0 | | | | | | | | | | | | | | | | | | | | | | | | | |
| COOS | BANDON PD | 3 | 0 | 0 | | | | | | | | | | | | | | | | | | | | | | | | | |
| COOS | BANDON PD | 4 | 0 | 0 | | | | | | | | | | | | | | | | | | | | | | | | | |
| AGENCY TOTAL | | | 0 | 0 | 0 | 0 | 0 | 0 | 0 | 0 | 0 | 0 | 0 | 0 | 0 | 0 | 0 | 0 | 0 | 0 | 0 | 0 | 0 | 0 | 0 | 0 | 0 | 0 | 0 |
| COOS | COOS BAY PD | 1 | 0 | 0 | | | | | | | | | | | | | | | | | | | | | | | | | |
| COOS | COOS BAY PD | 2 | 37 | 36 | 0 | 0 | 0 | 0 | 0 | 0 | 0 | 0 | 16 | 16 | 0 | 0 | 0 | 0 | 8 | 8 | 0 | 0 | 1 | 1 | 3 | 3 | 9 | 8 | 66 |
| COOS | COOS BAY PD | 3 | 0 | 0 | | | | | | | | | | | | | | | | | | | | | | | | | |
| COOS | COOS BAY PD | 4 | 0 | 0 | | | | | | | | | | | | | | | | | | | | | | | | | |
| AGENCY TOTAL | | | 37 | 36 | 0 | 0 | 0 | 0 | 0 | 0 | 0 | 0 | 16 | 16 | 0 | 0 | 0 | 0 | 8 | 8 | 0 | 0 | 1 | 1 | 3 | 3 | 9 | 8 | 66 |
| COOS | COQUILLE PD | 1 | 8 | 0 | 0 | 0 | 0 | 0 | 0 | 0 | 0 | 4 | 0 | 0 | 0 | 0 | 0 | 0 | 0 | 0 | 0 | 0 | 0 | 0 | 0 | 0 | 4 | 0 | 0 |
| COOS | COQUILLE PD | 2 | 5 | 0 | 0 | 0 | 0 | 0 | 0 | 0 | 0 | 0 | 0 | 0 | 0 | 0 | 0 | 0 | 0 | 0 | 0 | 0 | 0 | 0 | 5 | 0 | 0 | 0 | 0 |
| COOS | COQUILLE PD | 3 | 9 | 4 | 0 | 0 | 0 | 0 | 0 | 0 | 0 | 0 | 0 | 0 | 0 | 0 | 0 | 0 | 0 | 0 | 0 | 2 | 1 | 2 | 0 | 5 | 3 | 2 | |
| COOS | COQUILLE PD | 4 | 32 | 34 | 0 | 0 | 0 | 0 | 0 | 0 | 0 | 8 | 9 | 0 | 0 | 0 | 0 | 0 | 0 | 0 | 0 | 3 | 1 | 11 | 14 | 10 | 10 | 1 | |
| AGENCY TOTAL | | | 54 | 38 | 0 | 0 | 0 | 0 | 0 | 0 | 0 | 12 | 9 | 0 | 0 | 0 | 0 | 0 | 0 | 0 | 0 | 5 | 2 | 18 | 14 | 19 | 13 | 3 | |
| COOS | MYRTLE POINT PD | 1 | 3 | 2 | 0 | 0 | 0 | 0 | 0 | 0 | 0 | 2 | 2 | 0 | 0 | 0 | 0 | 0 | 0 | 0 | 0 | 0 | 0 | 0 | 0 | 0 | 1 | 0 | 3 |
| COOS | MYRTLE POINT PD | 2 | 0 | 0 | | | | | | | | | | | | | | | | | | | | | | | | | |
| COOS | MYRTLE POINT PD | 3 | 0 | 0 | | | | | | | | | | | | | | | | | | | | | | | | | |
| COOS | MYRTLE POINT PD | 4 | 0 | 0 | | | | | | | | | | | | | | | | | | | | | | | | | |
| AGENCY TOTAL | | | 3 | 2 | 0 | 0 | 0 | 0 | 0 | 0 | 0 | 2 | 2 | 0 | 0 | 0 | 0 | 0 | 0 | 0 | 0 | 0 | 0 | 0 | 0 | 0 | 1 | 0 | 3 |
| COOS | NORTH BEND PD | 1 | 0 | 0 | | | | | | | | | | | | | | | | | | | | | | | | | |
| COOS | NORTH BEND PD | 2 | 0 | 0 | | | | | | | | | | | | | | | | | | | | | | | | | |
| COOS | NORTH BEND PD | 3 | 0 | 0 | | | | | | | | | | | | | | | | | | | | | | | | | |
| COOS | NORTH BEND PD | 4 | 0 | 0 | | | | | | | | | | | | | | | | | | | | | | | | | |
| AGENCY TOTAL | | | 0 | 0 | 0 | 0 | 0 | 0 | 0 | 0 | 0 | 0 | 0 | 0 | 0 | 0 | 0 | 0 | 0 | 0 | 0 | 0 | 0 | 0 | 0 | 0 | 0 | 0 | 0 |
| COOS | OSP COOS | 1 | 0 | 0 | 0 | 0 | 0 | 0 | 0 | 0 | 0 | 0 | 0 | 0 | 0 | 0 | 0 | 0 | 0 | 0 | 0 | 0 | 0 | 0 | 0 | 0 | 0 | 0 | 0 |
| COOS | OSP COOS | 2 | 2 | 2 | 0 | 0 | 0 | 0 | 0 | 0 | 0 | 1 | 1 | 0 | 0 | 0 | 0 | 0 | 0 | 0 | 0 | 0 | 0 | 0 | 0 | 0 | 1 | 1 | 1 |
| COOS | OSP COOS | 3 | 1 | 1 | 0 | 0 | 0 | 0 | 0 | 0 | 0 | 0 | 0 | 0 | 0 | 0 | 0 | 0 | 0 | 0 | 0 | 0 | 0 | 0 | 0 | 0 | 1 | 1 | 0 |
| COOS | OSP COOS | 4 | 0 | 0 | 0 | 0 | 0 | 0 | 0 | 0 | 0 | 0 | 0 | 0 | 0 | 0 | 0 | 0 | 0 | 0 | 0 | 0 | 0 | 0 | 0 | 0 | 0 | 0 | 0 |
| AGENCY TOTAL | | | 3 | 3 | 0 | 0 | 0 | 0 | 0 | 0 | 0 | 1 | 1 | 0 | 0 | 0 | 0 | 0 | 0 | 0 | 0 | 0 | 0 | 0 | 0 | 0 | 2 | 2 | 1 |
| 1st QTR COUNTY TOTAL | | | 11 | 2 | 0 | 0 | 0 | 0 | 0 | 0 | 0 | 6 | 2 | 0 | 0 | 0 | 0 | 0 | 0 | 0 | 0 | 0 | 0 | 0 | 0 | 0 | 5 | 0 | 3 |
| 2nd QTR COUNTY TOTAL | | | 44 | 38 | 0 | 0 | 0 | 0 | 0 | 0 | 0 | 17 | 17 | 0 | 0 | 0 | 0 | 8 | 8 | 0 | 0 | 1 | 1 | 8 | 3 | 10 | 9 | 67 | |
| 3rd QTR COUNTY TOTAL | | | 10 | 5 | 0 | 0 | 0 | 0 | 0 | 0 | 0 | 0 | 0 | 0 | 0 | 0 | 0 | 0 | 0 | 0 | 0 | 2 | 1 | 2 | 0 | 6 | 4 | 2 | |
| 4th QTR COUNTY TOTAL | | | 32 | 34 | 0 | 0 | 0 | 0 | 0 | 0 | 0 | 8 | 9 | 0 | 0 | 0 | 0 | 0 | 0 | 0 | 0 | 3 | 1 | 11 | 14 | 10 | 10 | 1 | |
| COOS COUNTY GRAND TOTAL | | | 97 | 79 | 0 | 0 | 0 | 0 | 0 | 0 | 0 | 31 | 28 | 0 | 0 | 0 | 0 | 8 | 8 | 0 | 0 | 6 | 3 | 21 | 17 | 31 | 23 | 73 | |

*Zeros (0) indicate that no offenses or arrests for a particular crime type were reported to law enforcement.

Blank lines (no numbers or zeros (0)) indicate that a law enforcement agency did not submit data to the Oregon Uniform Crime Reporting program.

2003 DOMESTIC DISTURBANCES BY AGENCY*, COUNTY AND STATE

| COUNTY | AGENCY | QTR | TOTAL | | HOMICIDE | | RAPE | | AGG.ASSLT. | | BURGLARY | | SIMP. ASSLT. | | VANDALISM | | OTH SEX CRIM | | DIS. COND. | | TRESPASS | | CRIM. THREAT | | ALL OTHER | | RESTRN. ORD. | | NON-CRIM OFFENSE |
|---------------------------------|---------------|-----|-----------|-----------|----------|----------|----------|----------|------------|----------|----------|----------|--------------|-----------|-----------|----------|--------------|----------|------------|----------|----------|----------|--------------|----------|-----------|-----------|--------------|-----------|------------------|
| | | | OFF. | ARR. | OFF. | ARR. | OFF. | ARR. | OFF. | ARR. | OFF. | ARR. | OFF. | ARR. | OFF. | ARR. | OFF. | ARR. | OFF. | ARR. | OFF. | ARR. | OFF. | ARR. | OFF. | ARR. | OFF. | ARR. | |
| CROOK | CROOK SO | 1 | 0 | 0 | | | | | | | | | | | | | | | | | | | | | | | | | |
| CROOK | CROOK SO | 2 | 0 | 0 | | | | | | | | | | | | | | | | | | | | | | | | | |
| CROOK | CROOK SO | 3 | 0 | 0 | | | | | | | | | | | | | | | | | | | | | | | | | |
| CROOK | CROOK SO | 4 | 0 | 0 | | | | | | | | | | | | | | | | | | | | | | | | | |
| AGENCY TOTAL | | | 0 | 0 | 0 | 0 | 0 | 0 | 0 | 0 | 0 | 0 | 0 | 0 | 0 | 0 | 0 | 0 | 0 | 0 | 0 | 0 | 0 | 0 | 0 | 0 | 0 | 0 | 0 |
| CROOK | PRINEVILLE PD | 1 | 0 | 0 | | | | | | | | | | | | | | | | | | | | | | | | | |
| CROOK | PRINEVILLE PD | 2 | 0 | 0 | | | | | | | | | | | | | | | | | | | | | | | | | |
| CROOK | PRINEVILLE PD | 3 | 0 | 0 | | | | | | | | | | | | | | | | | | | | | | | | | |
| CROOK | PRINEVILLE PD | 4 | 0 | 0 | | | | | | | | | | | | | | | | | | | | | | | | | |
| AGENCY TOTAL | | | 0 | 0 | 0 | 0 | 0 | 0 | 0 | 0 | 0 | 0 | 0 | 0 | 0 | 0 | 0 | 0 | 0 | 0 | 0 | 0 | 0 | 0 | 0 | 0 | 0 | 0 | 0 |
| CROOK | OSP CROOK | 1 | 1 | 1 | 0 | 0 | 0 | 0 | 0 | 0 | 0 | 0 | 0 | 0 | 0 | 0 | 0 | 0 | 0 | 0 | 0 | 0 | 0 | 0 | 0 | 0 | 1 | 1 | 0 |
| CROOK | OSP CROOK | 2 | 1 | 0 | 0 | 0 | 0 | 0 | 0 | 0 | 0 | 1 | 0 | 0 | 0 | 0 | 0 | 0 | 0 | 0 | 0 | 0 | 0 | 0 | 0 | 0 | 0 | 0 | 0 |
| CROOK | OSP CROOK | 3 | 0 | 0 | 0 | 0 | 0 | 0 | 0 | 0 | 0 | 0 | 0 | 0 | 0 | 0 | 0 | 0 | 0 | 0 | 0 | 0 | 0 | 0 | 0 | 0 | 0 | 0 | 0 |
| CROOK | OSP CROOK | 4 | 0 | 0 | 0 | 0 | 0 | 0 | 0 | 0 | 0 | 0 | 0 | 0 | 0 | 0 | 0 | 0 | 0 | 0 | 0 | 0 | 0 | 0 | 0 | 0 | 0 | 0 | 0 |
| AGENCY TOTAL | | | 2 | 1 | 0 | 0 | 0 | 0 | 0 | 0 | 0 | 1 | 0 | 0 | 0 | 0 | 0 | 0 | 0 | 0 | 0 | 0 | 0 | 0 | 0 | 0 | 1 | 1 | 0 |
| 1st QTR COUNTY TOTAL | | | 1 | 1 | 0 | 0 | 0 | 0 | 0 | 0 | 0 | 0 | 0 | 0 | 0 | 0 | 0 | 0 | 0 | 0 | 0 | 0 | 0 | 0 | 0 | 0 | 1 | 1 | 0 |
| 2nd QTR COUNTY TOTAL | | | 1 | 0 | 0 | 0 | 0 | 0 | 0 | 0 | 0 | 1 | 0 | 0 | 0 | 0 | 0 | 0 | 0 | 0 | 0 | 0 | 0 | 0 | 0 | 0 | 0 | 0 | 0 |
| 3rd QTR COUNTY TOTAL | | | 0 | 0 | 0 | 0 | 0 | 0 | 0 | 0 | 0 | 0 | 0 | 0 | 0 | 0 | 0 | 0 | 0 | 0 | 0 | 0 | 0 | 0 | 0 | 0 | 0 | 0 | 0 |
| 4th QTR COUNTY TOTAL | | | 0 | 0 | 0 | 0 | 0 | 0 | 0 | 0 | 0 | 0 | 0 | 0 | 0 | 0 | 0 | 0 | 0 | 0 | 0 | 0 | 0 | 0 | 0 | 0 | 0 | 0 | 0 |
| CROOK COUNTY GRAND TOTAL | | | 2 | 1 | 0 | 0 | 0 | 0 | 0 | 0 | 0 | 1 | 0 | 0 | 0 | 0 | 0 | 0 | 0 | 0 | 0 | 0 | 0 | 0 | 0 | 0 | 1 | 1 | 0 |
| CURRY | CURRY SO | 1 | 21 | 16 | 0 | 0 | 0 | 0 | 2 | 2 | 0 | 0 | 13 | 12 | 2 | 2 | 0 | 0 | 0 | 0 | 0 | 0 | 0 | 0 | 0 | 0 | 4 | 0 | 4 |
| CURRY | CURRY SO | 2 | 14 | 12 | 0 | 0 | 0 | 0 | 1 | 1 | 0 | 0 | 10 | 10 | 0 | 0 | 0 | 0 | 0 | 0 | 0 | 0 | 0 | 0 | 0 | 0 | 2 | 0 | 29 |
| CURRY | CURRY SO | 3 | 16 | 13 | 0 | 0 | 0 | 0 | 0 | 0 | 0 | 0 | 10 | 10 | 0 | 0 | 0 | 0 | 0 | 0 | 0 | 0 | 0 | 0 | 0 | 6 | 3 | 3 | |
| CURRY | CURRY SO | 4 | 8 | 6 | 0 | 0 | 0 | 0 | 0 | 0 | 0 | 0 | 5 | 4 | 0 | 0 | 0 | 0 | 0 | 0 | 0 | 0 | 0 | 0 | 0 | 3 | 2 | 2 | |
| AGENCY TOTAL | | | 59 | 47 | 0 | 0 | 0 | 0 | 3 | 3 | 0 | 0 | 38 | 36 | 2 | 2 | 0 | 0 | 0 | 0 | 0 | 0 | 0 | 1 | 1 | 0 | 15 | 5 | 38 |
| CURRY | BROOKINGS PD | 1 | 0 | 0 | | | | | | | | | | | | | | | | | | | | | | | | | |
| CURRY | BROOKINGS PD | 2 | 2 | 2 | 0 | 0 | 0 | 0 | 0 | 0 | 0 | 1 | 1 | 0 | 0 | 0 | 0 | 0 | 0 | 0 | 0 | 0 | 0 | 0 | 0 | 1 | 1 | 4 | |
| CURRY | BROOKINGS PD | 3 | 0 | 0 | | | | | | | | | | | | | | | | | | | | | | | | | |
| CURRY | BROOKINGS PD | 4 | 0 | 0 | | | | | | | | | | | | | | | | | | | | | | | | | |
| AGENCY TOTAL | | | 2 | 2 | 0 | 0 | 0 | 0 | 0 | 0 | 0 | 1 | 1 | 0 | 0 | 0 | 0 | 0 | 0 | 0 | 0 | 0 | 0 | 0 | 0 | 0 | 1 | 1 | 4 |
| CURRY | GOLD BEACH | 1 | 0 | 0 | | | | | | | | | | | | | | | | | | | | | | | | | |
| CURRY | GOLD BEACH | 2 | 2 | 2 | 0 | 0 | 0 | 0 | 0 | 0 | 0 | 0 | 0 | 0 | 0 | 0 | 0 | 0 | 0 | 0 | 0 | 0 | 0 | 0 | 0 | 2 | 2 | 4 | |
| CURRY | GOLD BEACH | 3 | 0 | 0 | | | | | | | | | | | | | | | | | | | | | | | | | |
| CURRY | GOLD BEACH | 4 | 0 | 0 | | | | | | | | | | | | | | | | | | | | | | | | | |
| AGENCY TOTAL | | | 2 | 2 | 0 | 0 | 0 | 0 | 0 | 0 | 0 | 0 | 0 | 0 | 0 | 0 | 0 | 0 | 0 | 0 | 0 | 0 | 0 | 0 | 0 | 0 | 2 | 2 | 4 |
| CURRY | OSP CURRY | 1 | 1 | 0 | 0 | 0 | 0 | 0 | 0 | 0 | 0 | 1 | 0 | 0 | 0 | 0 | 0 | 0 | 0 | 0 | 0 | 0 | 0 | 0 | 0 | 0 | 0 | 0 | 0 |
| CURRY | OSP CURRY | 2 | 0 | 0 | 0 | 0 | 0 | 0 | 0 | 0 | 0 | 0 | 0 | 0 | 0 | 0 | 0 | 0 | 0 | 0 | 0 | 0 | 0 | 0 | 0 | 0 | 0 | 0 | 1 |
| CURRY | OSP CURRY | 3 | 0 | 0 | 0 | 0 | 0 | 0 | 0 | 0 | 0 | 0 | 0 | 0 | 0 | 0 | 0 | 0 | 0 | 0 | 0 | 0 | 0 | 0 | 0 | 0 | 0 | 0 | 0 |
| CURRY | OSP CURRY | 4 | 2 | 2 | 0 | 0 | 0 | 0 | 0 | 0 | 0 | 0 | 0 | 0 | 0 | 0 | 0 | 0 | 0 | 0 | 0 | 0 | 0 | 0 | 0 | 2 | 2 | 1 | |
| AGENCY TOTAL | | | 3 | 2 | 0 | 0 | 0 | 0 | 0 | 0 | 0 | 1 | 0 | 0 | 0 | 0 | 0 | 0 | 0 | 0 | 0 | 0 | 0 | 0 | 0 | 0 | 2 | 2 | 2 |
| 1st QTR COUNTY TOTAL | | | 22 | 16 | 0 | 0 | 0 | 0 | 2 | 2 | 0 | 0 | 14 | 12 | 2 | 2 | 0 | 0 | 0 | 0 | 0 | 0 | 0 | 0 | 0 | 4 | 0 | 4 | |
| 2nd QTR COUNTY TOTAL | | | 18 | 16 | 0 | 0 | 0 | 0 | 1 | 1 | 0 | 0 | 11 | 11 | 0 | 0 | 0 | 0 | 0 | 0 | 0 | 0 | 0 | 0 | 0 | 5 | 3 | 38 | |
| 3rd QTR COUNTY TOTAL | | | 16 | 13 | 0 | 0 | 0 | 0 | 0 | 0 | 0 | 0 | 10 | 10 | 0 | 0 | 0 | 0 | 0 | 0 | 0 | 0 | 0 | 0 | 0 | 6 | 3 | 3 | |
| 4th QTR COUNTY TOTAL | | | 10 | 8 | 0 | 0 | 0 | 0 | 0 | 0 | 0 | 5 | 4 | 0 | 0 | 0 | 0 | 0 | 0 | 0 | 0 | 0 | 0 | 0 | 0 | 5 | 4 | 3 | |
| CURRY COUNTY GRAND TOTAL | | | 66 | 53 | 0 | 0 | 0 | 0 | 3 | 3 | 0 | 0 | 40 | 37 | 2 | 2 | 0 | 0 | 0 | 0 | 0 | 0 | 1 | 1 | 0 | 20 | 10 | 48 | |

*Zeros (0) indicate that no offenses or arrests for a particular crime type were reported to law enforcement.
 Blank lines (no numbers or zeros (0)) indicate that a law enforcement agency did not submit data to the Oregon Uniform Crime Reporting program.

2003 DOMESTIC DISTURBANCES BY AGENCY*, COUNTY AND STATE

| COUNTY | AGENCY | QTR | TOTAL | | HOMICIDE | | RAPE | | AGG.ASSLT. | | BURGLARY | | SIMP. ASSLT. | | VANDALISM | | OTH SEX CRIM | | DIS. COND. | | TRESPASS | | CRIM. THREAT | | ALL OTHER | | RESTRN. ORD. | | NON-CRIM OFFENSE | |
|-------------------------------------|---------------|-----|------------|------------|----------|----------|----------|----------|------------|-----------|----------|----------|--------------|------------|-----------|----------|--------------|----------|------------|-----------|----------|----------|--------------|-----------|-----------|-----------|--------------|-----------|------------------|----------|
| | | | OFF. | ARR. | OFF. | ARR. | OFF. | ARR. | OFF. | ARR. | OFF. | ARR. | OFF. | ARR. | OFF. | ARR. | OFF. | ARR. | OFF. | ARR. | OFF. | ARR. | OFF. | ARR. | OFF. | ARR. | OFF. | ARR. | | |
| DESCHUTES | DESCHUTES SO | 1 | 0 | 0 | | | | | | | | | | | | | | | | | | | | | | | | | | |
| DESCHUTES | DESCHUTES SO | 2 | 0 | 0 | | | | | | | | | | | | | | | | | | | | | | | | | | |
| DESCHUTES | DESCHUTES SO | 3 | 0 | 0 | | | | | | | | | | | | | | | | | | | | | | | | | | |
| DESCHUTES | DESCHUTES SO | 4 | 0 | 0 | | | | | | | | | | | | | | | | | | | | | | | | | | |
| AGENCY TOTAL | | | 0 | 0 | 0 | 0 | 0 | 0 | 0 | 0 | 0 | 0 | 0 | 0 | 0 | 0 | 0 | 0 | 0 | 0 | 0 | 0 | 0 | 0 | 0 | 0 | 0 | 0 | 0 | 0 |
| DESCHUTES | BEND PD | 1 | 79 | 71 | 0 | 0 | 0 | 0 | 2 | 2 | 0 | 0 | 31 | 32 | 0 | 0 | 0 | 0 | 8 | 7 | 0 | 0 | 0 | 0 | 0 | 0 | 38 | 30 | 0 | |
| DESCHUTES | BEND PD | 2 | 54 | 45 | 0 | 0 | 1 | 1 | 5 | 5 | 0 | 0 | 26 | 27 | 0 | 0 | 0 | 0 | 5 | 4 | 0 | 0 | 0 | 0 | 1 | 1 | 16 | 7 | 0 | |
| DESCHUTES | BEND PD | 3 | 77 | 71 | 0 | 0 | 0 | 0 | 3 | 3 | 0 | 0 | 43 | 44 | 0 | 0 | 0 | 0 | 8 | 8 | 0 | 0 | 0 | 0 | 0 | 0 | 23 | 16 | 0 | |
| DESCHUTES | BEND PD | 4 | 66 | 54 | 0 | 0 | 0 | 0 | 1 | 1 | 0 | 0 | 30 | 30 | 0 | 0 | 0 | 0 | 5 | 5 | 0 | 0 | 0 | 0 | 1 | 1 | 29 | 17 | 0 | |
| AGENCY TOTAL | | | 276 | 241 | 0 | 0 | 1 | 1 | 11 | 11 | 0 | 0 | 130 | 133 | 0 | 0 | 0 | 0 | 26 | 24 | 0 | 0 | 0 | 0 | 2 | 2 | 106 | 70 | 0 | |
| DESCHUTES | REDMOND PD | 1 | 32 | 14 | 0 | 0 | 0 | 0 | 0 | 0 | 0 | 0 | 12 | 7 | 0 | 0 | 0 | 0 | 0 | 0 | 0 | 0 | 13 | 6 | 1 | 0 | 6 | 1 | 41 | |
| DESCHUTES | REDMOND PD | 2 | 29 | 26 | 0 | 0 | 0 | 0 | 0 | 0 | 0 | 0 | 13 | 12 | 1 | 0 | 1 | 1 | 1 | 1 | 0 | 0 | 4 | 4 | 5 | 5 | 4 | 3 | 52 | |
| DESCHUTES | REDMOND PD | 3 | 30 | 26 | 0 | 0 | 0 | 0 | 1 | 1 | 1 | 1 | 14 | 13 | 0 | 0 | 0 | 0 | 0 | 0 | 0 | 0 | 3 | 1 | 6 | 7 | 5 | 3 | 78 | |
| DESCHUTES | REDMOND PD | 4 | 26 | 30 | 0 | 0 | 1 | 1 | 1 | 1 | 0 | 0 | 10 | 11 | 0 | 0 | 0 | 0 | 0 | 0 | 0 | 0 | 4 | 0 | 5 | 13 | 5 | 4 | 31 | |
| AGENCY TOTAL | | | 117 | 96 | 0 | 0 | 1 | 1 | 2 | 2 | 1 | 1 | 49 | 43 | 1 | 0 | 1 | 1 | 1 | 1 | 0 | 0 | 24 | 11 | 17 | 25 | 20 | 11 | 202 | |
| DESCHUTES | OSP DESCHUTES | 1 | 2 | 3 | 0 | 0 | 0 | 0 | 0 | 0 | 0 | 0 | 2 | 2 | 0 | 0 | 0 | 0 | 0 | 1 | 0 | 0 | 0 | 0 | 0 | 0 | 0 | 0 | 0 | 7 |
| DESCHUTES | OSP DESCHUTES | 2 | 1 | 1 | 0 | 0 | 0 | 0 | 0 | 0 | 0 | 0 | 0 | 0 | 0 | 0 | 0 | 0 | 0 | 0 | 0 | 0 | 0 | 0 | 0 | 0 | 0 | 1 | 1 | 4 |
| DESCHUTES | OSP DESCHUTES | 3 | 4 | 1 | 0 | 0 | 0 | 0 | 0 | 0 | 0 | 0 | 2 | 0 | 1 | 0 | 0 | 0 | 0 | 0 | 0 | 0 | 0 | 0 | 0 | 0 | 0 | 1 | 1 | 8 |
| DESCHUTES | OSP DESCHUTES | 4 | 1 | 2 | 0 | 0 | 0 | 0 | 0 | 0 | 0 | 0 | 0 | 0 | 0 | 0 | 0 | 0 | 0 | 0 | 0 | 0 | 0 | 0 | 0 | 0 | 1 | 2 | 1 | |
| AGENCY TOTAL | | | 8 | 7 | 0 | 0 | 0 | 0 | 0 | 0 | 0 | 0 | 4 | 2 | 1 | 0 | 0 | 0 | 0 | 1 | 0 | 0 | 0 | 0 | 0 | 0 | 3 | 4 | 20 | |
| 1st QTR COUNTY TOTAL | | | 113 | 88 | 0 | 0 | 0 | 0 | 2 | 2 | 0 | 0 | 45 | 41 | 0 | 0 | 0 | 0 | 8 | 8 | 0 | 0 | 13 | 6 | 1 | 0 | 44 | 31 | 48 | |
| 2nd QTR COUNTY TOTAL | | | 84 | 72 | 0 | 0 | 1 | 1 | 5 | 5 | 0 | 0 | 39 | 39 | 1 | 0 | 1 | 1 | 6 | 5 | 0 | 0 | 4 | 4 | 6 | 6 | 21 | 11 | 56 | |
| 3rd QTR COUNTY TOTAL | | | 111 | 98 | 0 | 0 | 0 | 0 | 4 | 4 | 1 | 1 | 59 | 57 | 1 | 0 | 0 | 0 | 8 | 8 | 0 | 0 | 3 | 1 | 6 | 7 | 29 | 20 | 86 | |
| 4th QTR COUNTY TOTAL | | | 93 | 86 | 0 | 0 | 1 | 1 | 2 | 2 | 0 | 0 | 40 | 41 | 0 | 0 | 0 | 0 | 5 | 5 | 0 | 0 | 4 | 0 | 6 | 14 | 35 | 23 | 32 | |
| DESCHUTES COUNTY GRAND TOTAL | | | 401 | 344 | 0 | 0 | 2 | 2 | 13 | 13 | 1 | 1 | 183 | 178 | 2 | 0 | 1 | 1 | 27 | 26 | 0 | 0 | 24 | 11 | 19 | 27 | 129 | 85 | 222 | |

*Zeros (0) indicate that no offenses or arrests for a particular crime type were reported to law enforcement.
 Blank lines (no numbers or zeros (0)) indicate that a law enforcement agency did not submit data to the Oregon Uniform Crime Reporting program.

2003 DOMESTIC DISTURBANCES BY AGENCY*, COUNTY AND STATE

| COUNTY | AGENCY | QTR | TOTAL | | HOMICIDE | | RAPE | | AGG.ASSLT. | | BURGLARY | | SIMP. ASSLT. | | VANDALISM | | OTH SEX CRIM | | DIS. COND. | | TRESPASS | | CRIM. THREAT | | ALL OTHER | | RESTRN. ORD. | | NON-CRIM OFFENSE | |
|-----------------------------------|-----------------|-----|------------|------------|----------|----------|----------|----------|------------|-----------|----------|----------|--------------|------------|-----------|----------|--------------|----------|------------|-----------|----------|----------|--------------|-----------|-----------|-----------|--------------|-----------|------------------|---|
| | | | OFF. | ARR. | OFF. | ARR. | OFF. | ARR. | OFF. | ARR. | OFF. | ARR. | OFF. | ARR. | OFF. | ARR. | OFF. | ARR. | OFF. | ARR. | OFF. | ARR. | OFF. | ARR. | OFF. | ARR. | OFF. | ARR. | | |
| DOUGLAS | DOUGLAS SO | 1 | 22 | 22 | 0 | 0 | 0 | 0 | 0 | 0 | 0 | 0 | 16 | 17 | 0 | 0 | 0 | 0 | 0 | 0 | 0 | 0 | 4 | 4 | 2 | 1 | 0 | 0 | 0 | |
| DOUGLAS | DOUGLAS SO | 2 | 23 | 21 | 0 | 0 | 0 | 0 | 1 | 1 | 0 | 0 | 17 | 16 | 0 | 0 | 0 | 0 | 0 | 0 | 0 | 0 | 3 | 3 | 2 | 1 | 0 | 0 | 0 | |
| DOUGLAS | DOUGLAS SO | 3 | 24 | 23 | 0 | 0 | 0 | 0 | 0 | 0 | 0 | 0 | 19 | 19 | 0 | 0 | 0 | 0 | 0 | 0 | 0 | 3 | 2 | 2 | 2 | 0 | 0 | 0 | | |
| DOUGLAS | DOUGLAS SO | 4 | 19 | 16 | 0 | 0 | 0 | 0 | 2 | 2 | 0 | 0 | 8 | 7 | 0 | 0 | 0 | 0 | 3 | 3 | 0 | 0 | 3 | 2 | 3 | 2 | 0 | 0 | 0 | |
| AGENCY TOTAL | | | 88 | 82 | 0 | 0 | 0 | 0 | 3 | 3 | 0 | 0 | 60 | 59 | 0 | 0 | 0 | 0 | 3 | 3 | 0 | 0 | 13 | 11 | 9 | 6 | 0 | 0 | 0 | |
| DOUGLAS | MYRTLE CREEK PD | 1 | 10 | 8 | 0 | 0 | 0 | 0 | 0 | 0 | 0 | 0 | 4 | 4 | 0 | 0 | 0 | 0 | 0 | 0 | 0 | 0 | 0 | 0 | 4 | 4 | 2 | 0 | 13 | |
| DOUGLAS | MYRTLE CREEK PD | 2 | 15 | 9 | 0 | 0 | 0 | 0 | 0 | 0 | 0 | 0 | 9 | 7 | 0 | 0 | 0 | 0 | 2 | 2 | 0 | 0 | 0 | 0 | 0 | 0 | 4 | 0 | 25 | |
| DOUGLAS | MYRTLE CREEK PD | 3 | 10 | 8 | 0 | 0 | 0 | 0 | 0 | 0 | 0 | 0 | 2 | 2 | 0 | 0 | 0 | 0 | 5 | 5 | 0 | 0 | 0 | 0 | 0 | 0 | 3 | 1 | 23 | |
| DOUGLAS | MYRTLE CREEK PD | 4 | 15 | 14 | 0 | 0 | 0 | 0 | 1 | 1 | 0 | 0 | 7 | 6 | 0 | 0 | 0 | 0 | 3 | 3 | 0 | 0 | 0 | 0 | 4 | 4 | 0 | 0 | 16 | |
| AGENCY TOTAL | | | 50 | 39 | 0 | 0 | 0 | 0 | 1 | 1 | 0 | 0 | 22 | 19 | 0 | 0 | 0 | 0 | 10 | 10 | 0 | 0 | 0 | 0 | 8 | 8 | 9 | 1 | 77 | |
| DOUGLAS | REEDSPORT PD | 1 | 6 | 2 | 0 | 0 | 0 | 0 | 0 | 0 | 0 | 0 | 2 | 2 | 0 | 0 | 0 | 0 | 2 | 0 | 0 | 0 | 0 | 0 | 0 | 0 | 2 | 0 | 19 | |
| DOUGLAS | REEDSPORT PD | 2 | 22 | 4 | 0 | 0 | 0 | 0 | 0 | 0 | 0 | 0 | 2 | 2 | 0 | 0 | 0 | 0 | 18 | 1 | 0 | 0 | 1 | 1 | 0 | 0 | 1 | 0 | 28 | |
| DOUGLAS | REEDSPORT PD | 3 | 6 | 2 | 0 | 0 | 0 | 0 | 0 | 0 | 0 | 0 | 2 | 2 | 0 | 0 | 0 | 0 | 4 | 0 | 0 | 0 | 0 | 0 | 0 | 0 | 0 | 0 | 4 | |
| DOUGLAS | REEDSPORT PD | 4 | 7 | 6 | 0 | 0 | 0 | 0 | 0 | 0 | 0 | 0 | 1 | 1 | 0 | 0 | 0 | 0 | 3 | 2 | 0 | 0 | 0 | 0 | 0 | 0 | 3 | 3 | 26 | |
| AGENCY TOTAL | | | 41 | 14 | 0 | 0 | 0 | 0 | 0 | 0 | 0 | 0 | 7 | 7 | 0 | 0 | 0 | 0 | 27 | 3 | 0 | 0 | 1 | 1 | 0 | 0 | 6 | 3 | 77 | |
| DOUGLAS | ROSEBURG PD | 1 | 17 | 10 | 0 | 0 | 0 | 0 | 0 | 0 | 0 | 0 | 1 | 1 | 0 | 0 | 0 | 0 | 3 | 1 | 0 | 0 | 0 | 0 | 0 | 0 | 13 | 8 | 3 | |
| DOUGLAS | ROSEBURG PD | 2 | 18 | 10 | 0 | 0 | 0 | 0 | 0 | 0 | 0 | 0 | 2 | 2 | 0 | 0 | 0 | 0 | 3 | 1 | 1 | 1 | 1 | 1 | 0 | 0 | 11 | 5 | 6 | |
| DOUGLAS | ROSEBURG PD | 3 | 29 | 18 | 0 | 0 | 0 | 0 | 0 | 0 | 0 | 0 | 4 | 4 | 0 | 0 | 0 | 0 | 6 | 3 | 0 | 0 | 1 | 1 | 0 | 0 | 18 | 10 | 10 | |
| DOUGLAS | ROSEBURG PD | 4 | 45 | 28 | 0 | 0 | 0 | 0 | 1 | 1 | 0 | 0 | 3 | 2 | 0 | 0 | 0 | 0 | 5 | 2 | 1 | 1 | 0 | 0 | 5 | 6 | 30 | 16 | 8 | |
| AGENCY TOTAL | | | 109 | 66 | 0 | 0 | 0 | 0 | 1 | 1 | 0 | 0 | 10 | 9 | 0 | 0 | 0 | 0 | 17 | 7 | 2 | 2 | 2 | 2 | 5 | 6 | 72 | 39 | 27 | |
| DOUGLAS | SUTHERLIN PD | 1 | 19 | 15 | 0 | 0 | 0 | 0 | 0 | 0 | 0 | 0 | 3 | 4 | 0 | 0 | 0 | 0 | 2 | 3 | 0 | 0 | 0 | 0 | 14 | 8 | 0 | 0 | 0 | |
| DOUGLAS | SUTHERLIN PD | 2 | 10 | 12 | 0 | 0 | 0 | 0 | 3 | 8 | 0 | 0 | 0 | 0 | 0 | 0 | 0 | 0 | 0 | 0 | 0 | 0 | 0 | 0 | 7 | 4 | 0 | 0 | 0 | |
| DOUGLAS | SUTHERLIN PD | 3 | 27 | 18 | 0 | 0 | 0 | 0 | 1 | 1 | 0 | 0 | 3 | 3 | 0 | 0 | 0 | 0 | 1 | 1 | 0 | 0 | 0 | 0 | 22 | 13 | 0 | 0 | 0 | |
| DOUGLAS | SUTHERLIN PD | 4 | 9 | 3 | 1 | 1 | 0 | 0 | 0 | 0 | 0 | 0 | 1 | 1 | 0 | 0 | 0 | 0 | 0 | 0 | 0 | 0 | 0 | 0 | 7 | 1 | 0 | 0 | 0 | |
| AGENCY TOTAL | | | 65 | 48 | 1 | 1 | 0 | 0 | 4 | 9 | 0 | 0 | 7 | 8 | 0 | 0 | 0 | 0 | 3 | 4 | 0 | 0 | 0 | 0 | 50 | 26 | 0 | 0 | 0 | |
| DOUGLAS | WINSTON PD | 1 | 0 | 0 | | | | | | | | | | | | | | | | | | | | | | | | | | |
| DOUGLAS | WINSTON PD | 2 | 0 | 0 | | | | | | | | | | | | | | | | | | | | | | | | | | |
| DOUGLAS | WINSTON PD | 3 | 0 | 0 | | | | | | | | | | | | | | | | | | | | | | | | | | |
| DOUGLAS | WINSTON PD | 4 | 0 | 0 | | | | | | | | | | | | | | | | | | | | | | | | | | |
| AGENCY TOTAL | | | | | 0 | 0 | 0 | 0 | 0 | 0 | 0 | 0 | 0 | 0 | 0 | 0 | 0 | 0 | 0 | 0 | 0 | 0 | 0 | 0 | 0 | 0 | 0 | 0 | 0 | |
| DOUGLAS | OSP DOUGLAS | 1 | 2 | 0 | 0 | 0 | 0 | 0 | 1 | 0 | 0 | 0 | 1 | 0 | 0 | 0 | 0 | 0 | 0 | 0 | 0 | 0 | 0 | 0 | 0 | 0 | 0 | 0 | 0 | 2 |
| DOUGLAS | OSP DOUGLAS | 2 | 1 | 1 | 0 | 0 | 0 | 0 | 0 | 0 | 0 | 0 | 1 | 1 | 0 | 0 | 0 | 0 | 0 | 0 | 0 | 0 | 0 | 0 | 0 | 0 | 0 | 0 | 0 | 6 |
| DOUGLAS | OSP DOUGLAS | 3 | 3 | 2 | 0 | 0 | 0 | 0 | 0 | 0 | 0 | 0 | 2 | 1 | 0 | 0 | 0 | 0 | 0 | 0 | 0 | 0 | 0 | 0 | 0 | 0 | 1 | 1 | 8 | |
| DOUGLAS | OSP DOUGLAS | 4 | 0 | 0 | 0 | 0 | 0 | 0 | 0 | 0 | 0 | 0 | 0 | 0 | 0 | 0 | 0 | 0 | 0 | 0 | 0 | 0 | 0 | 0 | 0 | 0 | 0 | 0 | 2 | |
| AGENCY TOTAL | | | 6 | 3 | 0 | 0 | 0 | 0 | 1 | 0 | 0 | 0 | 4 | 2 | 0 | 0 | 0 | 0 | 0 | 0 | 0 | 0 | 0 | 0 | 0 | 0 | 1 | 1 | 18 | |
| 1st QTR COUNTY TOTAL | | | 76 | 57 | 0 | 0 | 0 | 0 | 1 | 0 | 0 | 0 | 27 | 28 | 0 | 0 | 0 | 0 | 7 | 4 | 0 | 0 | 4 | 4 | 20 | 13 | 17 | 8 | 37 | |
| 2nd QTR COUNTY TOTAL | | | 89 | 57 | 0 | 0 | 0 | 0 | 4 | 9 | 0 | 0 | 31 | 28 | 0 | 0 | 0 | 0 | 23 | 4 | 1 | 1 | 5 | 5 | 9 | 5 | 16 | 5 | 65 | |
| 3rd QTR COUNTY TOTAL | | | 99 | 71 | 0 | 0 | 0 | 0 | 1 | 1 | 0 | 0 | 32 | 31 | 0 | 0 | 0 | 0 | 16 | 9 | 0 | 0 | 4 | 3 | 24 | 15 | 22 | 12 | 45 | |
| 4th QTR COUNTY TOTAL | | | 95 | 67 | 1 | 1 | 0 | 0 | 4 | 4 | 0 | 0 | 20 | 17 | 0 | 0 | 0 | 0 | 14 | 10 | 1 | 1 | 3 | 2 | 19 | 13 | 33 | 19 | 52 | |
| DOUGLAS COUNTY GRAND TOTAL | | | 359 | 252 | 1 | 1 | 0 | 0 | 10 | 14 | 0 | 0 | 110 | 104 | 0 | 0 | 0 | 0 | 60 | 27 | 2 | 2 | 16 | 14 | 72 | 46 | 88 | 44 | 199 | |

*Zeros (0) indicate that no offenses or arrests for a particular crime type were reported to law enforcement.
 Blank lines (no numbers or zeros (0)) indicate that a law enforcement agency did not submit data to the Oregon Uniform Crime Reporting program.

2003 DOMESTIC DISTURBANCES BY AGENCY*, COUNTY AND STATE

Table with columns: COUNTY, AGENCY, QTR, TOTAL OFF. ARR., HOMICIDE OFF. ARR., RAPE OFF. ARR., AGG. ASSLT. OFF. ARR., BURGLARY OFF. ARR., SIMP. ASSLT. OFF. ARR., VANDALISM OFF. ARR., OTH SEX CRIM OFF. ARR., DIS. COND. OFF. ARR., TRESPASS OFF. ARR., CRIM. THREAT OFF. ARR., ALL OTHER OFF. ARR., RESTRN. ORD. OFF. ARR., NON-CRIM OFFENSE. Rows include Gilliam County (CONDON PD, OSP GILLIAM) and Grant County (GRANT SO, JOHN DAY PD, PRAIRIE CITY PD, OSP GRANT) with quarterly and grand total summaries.

*Zeros (0) indicate that no offenses or arrests for a particular crime type were reported to law enforcement.

Blank lines (no numbers or zeros (0)) indicate that a law enforcement agency did not submit data to the Oregon Uniform Crime Reporting program.

2003 DOMESTIC DISTURBANCES BY AGENCY*, COUNTY AND STATE

| COUNTY | AGENCY | QTR | TOTAL | | HOMICIDE | | RAPE | | AGG.ASSLT. | | BURGLARY | | SIMP. ASSLT. | | VANDALISM | | OTH SEX CRIM | | DIS. COND. | | TRESPASS | | CRIM. THREAT | | ALL OTHER | | RESTRN. ORD. | | NON-CRIM OFFENSE |
|--------------|------------------|-----|------------|------------|----------|----------|----------|----------|------------|-----------|----------|----------|--------------|------------|-----------|----------|--------------|----------|------------|-----------|-----------|----------|--------------|-----------|-----------|-----------|--------------|----------|------------------|
| | | | OFF. | ARR. | OFF. | ARR. | OFF. | ARR. | OFF. | ARR. | OFF. | ARR. | OFF. | ARR. | OFF. | ARR. | OFF. | ARR. | OFF. | ARR. | OFF. | ARR. | OFF. | ARR. | OFF. | ARR. | OFF. | ARR. | |
| JACKSON | JACKSON SO | 1 | 69 | 53 | 0 | 0 | 0 | 0 | 7 | 5 | 0 | 0 | 35 | 29 | 0 | 0 | 0 | 0 | 1 | 1 | 4 | 3 | 22 | 15 | 0 | 0 | 0 | 0 | 84 |
| JACKSON | JACKSON SO | 2 | 83 | 51 | 0 | 0 | 0 | 0 | 10 | 7 | 0 | 0 | 46 | 32 | 3 | 3 | 0 | 0 | 1 | 1 | 5 | 2 | 14 | 4 | 4 | 2 | 0 | 0 | 127 |
| JACKSON | JACKSON SO | 3 | 84 | 58 | 0 | 0 | 0 | 0 | 14 | 12 | 0 | 0 | 46 | 36 | 1 | 1 | 0 | 0 | 3 | 0 | 0 | 0 | 16 | 5 | 4 | 4 | 0 | 0 | 92 |
| JACKSON | JACKSON SO | 4 | 70 | 47 | 0 | 0 | 0 | 0 | 7 | 6 | 0 | 0 | 46 | 33 | 2 | 0 | 0 | 0 | 0 | 0 | 4 | 2 | 10 | 3 | 1 | 3 | 0 | 0 | 71 |
| AGENCY TOTAL | | | 306 | 209 | 0 | 0 | 0 | 0 | 38 | 30 | 0 | 0 | 173 | 130 | 6 | 4 | 0 | 0 | 5 | 2 | 13 | 7 | 62 | 27 | 9 | 9 | 0 | 0 | 374 |
| JACKSON | ASHLAND PD | 1 | 15 | 11 | 0 | 0 | 0 | 0 | 0 | 0 | 0 | 0 | 8 | 4 | 2 | 2 | 0 | 0 | 1 | 1 | 0 | 0 | 0 | 0 | 4 | 4 | 0 | 0 | 2 |
| JACKSON | ASHLAND PD | 2 | 18 | 18 | 0 | 0 | 0 | 0 | 0 | 0 | 0 | 0 | 6 | 6 | 1 | 1 | 0 | 0 | 8 | 7 | 0 | 0 | 0 | 0 | 3 | 4 | 0 | 0 | 0 |
| JACKSON | ASHLAND PD | 3 | 23 | 21 | 0 | 0 | 1 | 0 | 0 | 0 | 0 | 0 | 11 | 9 | 0 | 0 | 0 | 0 | 8 | 9 | 0 | 0 | 0 | 0 | 3 | 3 | 0 | 0 | 1 |
| JACKSON | ASHLAND PD | 4 | 17 | 15 | 0 | 0 | 0 | 0 | 0 | 0 | 0 | 0 | 7 | 7 | 1 | 0 | 0 | 0 | 4 | 2 | 0 | 0 | 0 | 0 | 5 | 6 | 0 | 0 | 1 |
| AGENCY TOTAL | | | 73 | 65 | 0 | 0 | 1 | 0 | 0 | 0 | 0 | 0 | 32 | 26 | 4 | 3 | 0 | 0 | 21 | 19 | 0 | 0 | 0 | 0 | 15 | 17 | 0 | 0 | 4 |
| JACKSON | CENTRAL POINT PD | 1 | 14 | 12 | 0 | 0 | 0 | 0 | 0 | 0 | 0 | 0 | 8 | 7 | 0 | 0 | 0 | 0 | 5 | 4 | 0 | 0 | 0 | 0 | 1 | 1 | 0 | 0 | 14 |
| JACKSON | CENTRAL POINT PD | 2 | 14 | 12 | 0 | 0 | 0 | 0 | 0 | 0 | 0 | 0 | 8 | 9 | 0 | 0 | 0 | 0 | 3 | 2 | 0 | 0 | 0 | 0 | 3 | 1 | 0 | 0 | 10 |
| JACKSON | CENTRAL POINT PD | 3 | 25 | 21 | 0 | 0 | 0 | 0 | 0 | 0 | 0 | 0 | 12 | 12 | 1 | 1 | 0 | 0 | 5 | 1 | 0 | 0 | 0 | 0 | 7 | 7 | 0 | 0 | 29 |
| JACKSON | CENTRAL POINT PD | 4 | 16 | 15 | 0 | 0 | 0 | 0 | 0 | 0 | 0 | 0 | 7 | 8 | 0 | 0 | 0 | 0 | 6 | 6 | 0 | 0 | 0 | 0 | 3 | 1 | 0 | 0 | 0 |
| AGENCY TOTAL | | | 69 | 60 | 0 | 0 | 0 | 0 | 0 | 0 | 0 | 0 | 35 | 36 | 1 | 1 | 0 | 0 | 19 | 13 | 0 | 0 | 0 | 0 | 14 | 10 | 0 | 0 | 53 |
| JACKSON | JACKSONVILLE PD | 1 | 0 | 0 | | | | | | | | | | | | | | | | | | | | | | | | | |
| JACKSON | JACKSONVILLE PD | 2 | 0 | 0 | | | | | | | | | | | | | | | | | | | | | | | | | |
| JACKSON | JACKSONVILLE PD | 3 | 0 | 0 | | | | | | | | | | | | | | | | | | | | | | | | | |
| JACKSON | JACKSONVILLE PD | 4 | 0 | 0 | | | | | | | | | | | | | | | | | | | | | | | | | |
| AGENCY TOTAL | | | 0 | 0 | 0 | 0 | 0 | 0 | 0 | 0 | 0 | 0 | 0 | 0 | 0 | 0 | 0 | 0 | 0 | 0 | 0 | 0 | 0 | 0 | 0 | 0 | 0 | 0 | 0 |
| JACKSON | MEDFORD PD | 1 | 85 | 71 | 1 | 0 | 0 | 0 | 7 | 7 | 0 | 0 | 39 | 39 | 1 | 1 | 0 | 0 | 3 | 3 | 0 | 0 | 33 | 20 | 1 | 1 | 0 | 0 | 1 |
| JACKSON | MEDFORD PD | 2 | 83 | 60 | 1 | 1 | 1 | 1 | 6 | 4 | 0 | 0 | 35 | 34 | 0 | 0 | 0 | 0 | 1 | 1 | 1 | 0 | 31 | 12 | 7 | 7 | 0 | 0 | 1 |
| JACKSON | MEDFORD PD | 3 | 76 | 58 | 0 | 0 | 2 | 0 | 5 | 4 | 0 | 0 | 34 | 32 | 2 | 2 | 0 | 0 | 2 | 2 | 0 | 0 | 26 | 15 | 5 | 3 | 0 | 0 | 0 |
| JACKSON | MEDFORD PD | 4 | 92 | 70 | 1 | 1 | 0 | 0 | 12 | 10 | 0 | 0 | 41 | 41 | 4 | 0 | 0 | 0 | 1 | 0 | 2 | 1 | 30 | 16 | 1 | 1 | 0 | 0 | 3 |
| AGENCY TOTAL | | | 336 | 259 | 3 | 2 | 3 | 1 | 30 | 25 | 0 | 0 | 149 | 146 | 7 | 3 | 0 | 0 | 7 | 6 | 3 | 1 | 120 | 63 | 14 | 12 | 0 | 0 | 5 |
| JACKSON | PHOENIX PD | 1 | 2 | 2 | 0 | 0 | 0 | 0 | 0 | 0 | 0 | 0 | 1 | 1 | 0 | 0 | 0 | 0 | 0 | 0 | 0 | 0 | 0 | 0 | 1 | 1 | 0 | 0 | 2 |
| JACKSON | PHOENIX PD | 2 | 13 | 10 | 0 | 0 | 0 | 0 | 0 | 0 | 0 | 0 | 5 | 4 | 0 | 0 | 0 | 0 | 3 | 1 | 0 | 0 | 1 | 1 | 4 | 4 | 0 | 0 | 0 |
| JACKSON | PHOENIX PD | 3 | 4 | 2 | 0 | 0 | 0 | 0 | 1 | 1 | 0 | 0 | 0 | 0 | 0 | 0 | 0 | 0 | 1 | 0 | 0 | 0 | 0 | 0 | 2 | 1 | 0 | 0 | 0 |
| JACKSON | PHOENIX PD | 4 | 2 | 3 | 0 | 0 | 0 | 0 | 0 | 0 | 0 | 0 | 2 | 3 | 0 | 0 | 0 | 0 | 0 | 0 | 0 | 0 | 0 | 0 | 0 | 0 | 0 | 0 | 0 |
| AGENCY TOTAL | | | 21 | 17 | 0 | 0 | 0 | 0 | 1 | 1 | 0 | 0 | 8 | 8 | 0 | 0 | 0 | 0 | 4 | 1 | 0 | 0 | 1 | 1 | 7 | 6 | 0 | 0 | 2 |
| JACKSON | TALENT PD | 1 | 0 | 0 | 0 | 0 | 0 | 0 | 0 | 0 | 0 | 0 | 0 | 0 | 0 | 0 | 0 | 0 | 0 | 0 | 0 | 0 | 0 | 0 | 0 | 0 | 0 | 0 | 0 |
| JACKSON | TALENT PD | 2 | 0 | 0 | 0 | 0 | 0 | 0 | 0 | 0 | 0 | 0 | 0 | 0 | 0 | 0 | 0 | 0 | 0 | 0 | 0 | 0 | 0 | 0 | 0 | 0 | 0 | 0 | 0 |
| JACKSON | TALENT PD | 3 | 0 | 0 | 0 | 0 | 0 | 0 | 0 | 0 | 0 | 0 | 0 | 0 | 0 | 0 | 0 | 0 | 0 | 0 | 0 | 0 | 0 | 0 | 0 | 0 | 0 | 0 | 0 |
| JACKSON | TALENT PD | 4 | 0 | 0 | 0 | 0 | 0 | 0 | 0 | 0 | 0 | 0 | 0 | 0 | 0 | 0 | 0 | 0 | 0 | 0 | 0 | 0 | 0 | 0 | 0 | 0 | 0 | 0 | 0 |
| AGENCY TOTAL | | | 0 | 0 | 0 | 0 | 0 | 0 | 0 | 0 | 0 | 0 | 0 | 0 | 0 | 0 | 0 | 0 | 0 | 0 | 0 | 0 | 0 | 0 | 0 | 0 | 0 | 0 | 0 |

*Zeros (0) indicate that no offenses or arrests for a particular crime type were reported to law enforcement.
Blank lines (no numbers or zeros (0)) indicate that a law enforcement agency did not submit data to the Oregon Uniform Crime Reporting program.

2003 DOMESTIC DISTURBANCES BY AGENCY*, COUNTY AND STATE

| COUNTY | AGENCY | QTR | TOTAL | | HOMICIDE | | RAPE | | AGG.ASSLT. | | BURGLARY | | SIMP. ASSLT. | | VANDALISM | | OTH SEX CRIM | | DIS. COND. | | TRESPASS | | CRIM. THREAT | | ALL OTHER | | RESTRN. ORD. | | NON-CRIM OFFENSE | |
|-----------------------------------|----------------|-----|------------|------------|----------|----------|----------|----------|------------|-----------|----------|----------|--------------|------------|-----------|-----------|--------------|----------|------------|-----------|-----------|----------|--------------|-----------|-----------|-----------|--------------|----------|------------------|----------|
| | | | OFF. | ARR. | OFF. | ARR. | OFF. | ARR. | OFF. | ARR. | OFF. | ARR. | OFF. | ARR. | OFF. | ARR. | OFF. | ARR. | OFF. | ARR. | OFF. | ARR. | OFF. | ARR. | OFF. | ARR. | OFF. | ARR. | | |
| JACKSON | EAGLE POINT PD | 1 | 4 | 3 | 0 | 0 | 0 | 0 | 0 | 0 | 0 | 0 | 4 | 3 | 0 | 0 | 0 | 0 | 0 | 0 | 0 | 0 | 0 | 0 | 0 | 0 | 0 | 0 | 0 | 0 |
| JACKSON | EAGLE POINT PD | 2 | 4 | 4 | 0 | 0 | 0 | 0 | 0 | 0 | 0 | 0 | 4 | 4 | 0 | 0 | 0 | 0 | 0 | 0 | 0 | 0 | 0 | 0 | 0 | 0 | 0 | 0 | 0 | 0 |
| JACKSON | EAGLE POINT PD | 3 | 3 | 2 | 0 | 0 | 0 | 0 | 0 | 0 | 0 | 0 | 3 | 2 | 0 | 0 | 0 | 0 | 0 | 0 | 0 | 0 | 0 | 0 | 0 | 0 | 0 | 0 | 0 | 0 |
| JACKSON | EAGLE POINT PD | 4 | 3 | 2 | 0 | 0 | 0 | 0 | 0 | 0 | 0 | 0 | 3 | 2 | 0 | 0 | 0 | 0 | 0 | 0 | 0 | 0 | 0 | 0 | 0 | 0 | 0 | 0 | 0 | 0 |
| AGENCY TOTAL | | | 14 | 11 | 0 | 0 | 0 | 0 | 0 | 0 | 0 | 0 | 14 | 11 | 0 | 0 | 0 | 0 | 0 | 0 | 0 | 0 | 0 | 0 | 0 | 0 | 0 | 0 | 0 | 0 |
| JACKSON | ROGUE RIVER PD | 1 | 2 | 1 | 0 | 0 | 0 | 0 | 0 | 0 | 0 | 0 | 2 | 1 | 0 | 0 | 0 | 0 | 0 | 0 | 0 | 0 | 0 | 0 | 0 | 0 | 0 | 0 | 0 | 0 |
| JACKSON | ROGUE RIVER PD | 2 | 1 | 1 | 0 | 0 | 0 | 0 | 0 | 0 | 0 | 0 | 1 | 1 | 0 | 0 | 0 | 0 | 0 | 0 | 0 | 0 | 0 | 0 | 0 | 0 | 0 | 0 | 0 | 0 |
| JACKSON | ROGUE RIVER PD | 3 | 0 | 0 | 0 | 0 | 0 | 0 | 0 | 0 | 0 | 0 | 0 | 0 | 0 | 0 | 0 | 0 | 0 | 0 | 0 | 0 | 0 | 0 | 0 | 0 | 0 | 0 | 0 | 1 |
| JACKSON | ROGUE RIVER PD | 4 | 0 | 0 | 0 | 0 | 0 | 0 | 0 | 0 | 0 | 0 | 0 | 0 | 0 | 0 | 0 | 0 | 0 | 0 | 0 | 0 | 0 | 0 | 0 | 0 | 0 | 0 | 0 | 0 |
| AGENCY TOTAL | | | 3 | 2 | 0 | 0 | 0 | 0 | 0 | 0 | 0 | 0 | 3 | 2 | 0 | 0 | 0 | 0 | 0 | 0 | 0 | 0 | 0 | 0 | 0 | 0 | 0 | 0 | 0 | 1 |
| JACKSON | BUTTE FALLS PD | 1 | 0 | 0 | 0 | 0 | 0 | 0 | 0 | 0 | 0 | 0 | 0 | 0 | 0 | 0 | 0 | 0 | 0 | 0 | 0 | 0 | 0 | 0 | 0 | 0 | 0 | 0 | 0 | 0 |
| JACKSON | BUTTE FALLS PD | 2 | 0 | 0 | 0 | 0 | 0 | 0 | 0 | 0 | 0 | 0 | 0 | 0 | 0 | 0 | 0 | 0 | 0 | 0 | 0 | 0 | 0 | 0 | 0 | 0 | 0 | 0 | 0 | 0 |
| JACKSON | BUTTE FALLS PD | 3 | 0 | 0 | 0 | 0 | 0 | 0 | 0 | 0 | 0 | 0 | 0 | 0 | 0 | 0 | 0 | 0 | 0 | 0 | 0 | 0 | 0 | 0 | 0 | 0 | 0 | 0 | 0 | 0 |
| JACKSON | BUTTE FALLS PD | 4 | 0 | 0 | 0 | 0 | 0 | 0 | 0 | 0 | 0 | 0 | 0 | 0 | 0 | 0 | 0 | 0 | 0 | 0 | 0 | 0 | 0 | 0 | 0 | 0 | 0 | 0 | 0 | 0 |
| AGENCY TOTAL | | | 0 | 0 | 0 | 0 | 0 | 0 | 0 | 0 | 0 | 0 | 0 | 0 | 0 | 0 | 0 | 0 | 0 | 0 | 0 | 0 | 0 | 0 | 0 | 0 | 0 | 0 | 0 | 0 |
| JACKSON | SHADY COVE PD | 1 | 1 | 1 | 0 | 0 | 0 | 0 | 1 | 1 | 0 | 0 | 0 | 0 | 0 | 0 | 0 | 0 | 0 | 0 | 0 | 0 | 0 | 0 | 0 | 0 | 0 | 0 | 0 | 2 |
| JACKSON | SHADY COVE PD | 2 | 1 | 1 | 0 | 0 | 0 | 0 | 0 | 0 | 0 | 0 | 0 | 0 | 0 | 0 | 0 | 1 | 1 | 0 | 0 | 0 | 0 | 0 | 0 | 0 | 0 | 0 | 0 | 0 |
| JACKSON | SHADY COVE PD | 3 | 2 | 0 | 0 | 0 | 0 | 0 | 0 | 0 | 0 | 0 | 2 | 0 | 0 | 0 | 0 | 0 | 0 | 0 | 0 | 0 | 0 | 0 | 0 | 0 | 0 | 0 | 0 | 0 |
| JACKSON | SHADY COVE PD | 4 | 0 | 0 | 0 | 0 | 0 | 0 | 0 | 0 | 0 | 0 | 0 | 0 | 0 | 0 | 0 | 0 | 0 | 0 | 0 | 0 | 0 | 0 | 0 | 0 | 0 | 0 | 0 | 0 |
| AGENCY TOTAL | | | 4 | 2 | 0 | 0 | 0 | 0 | 1 | 1 | 0 | 0 | 2 | 0 | 0 | 0 | 0 | 1 | 1 | 0 | 0 | 0 | 0 | 0 | 0 | 0 | 0 | 0 | 0 | 2 |
| JACKSON | OSP JACKSON | 1 | 0 | 0 | 0 | 0 | 0 | 0 | 0 | 0 | 0 | 0 | 0 | 0 | 0 | 0 | 0 | 0 | 0 | 0 | 0 | 0 | 0 | 0 | 0 | 0 | 0 | 0 | 0 | 2 |
| JACKSON | OSP JACKSON | 2 | 1 | 1 | 0 | 0 | 0 | 0 | 0 | 0 | 0 | 0 | 0 | 0 | 0 | 0 | 0 | 0 | 0 | 0 | 0 | 0 | 0 | 0 | 0 | 0 | 1 | 1 | 3 | |
| JACKSON | OSP JACKSON | 3 | 3 | 2 | 0 | 0 | 0 | 0 | 0 | 0 | 0 | 0 | 2 | 1 | 0 | 0 | 0 | 0 | 0 | 0 | 0 | 0 | 0 | 0 | 0 | 0 | 1 | 1 | 10 | |
| JACKSON | OSP JACKSON | 4 | 6 | 6 | 0 | 0 | 0 | 0 | 0 | 0 | 0 | 0 | 0 | 0 | 0 | 0 | 0 | 0 | 0 | 0 | 0 | 0 | 0 | 0 | 0 | 6 | 6 | 5 | 5 | |
| AGENCY TOTAL | | | 10 | 9 | 0 | 0 | 0 | 0 | 0 | 0 | 0 | 0 | 2 | 1 | 0 | 0 | 0 | 0 | 0 | 0 | 0 | 0 | 0 | 0 | 0 | 0 | 8 | 8 | 20 | |
| 1st QTR COUNTY TOTAL | | | 192 | 154 | 1 | 0 | 0 | 0 | 15 | 13 | 0 | 0 | 97 | 84 | 3 | 3 | 0 | 0 | 10 | 9 | 4 | 3 | 55 | 35 | 7 | 7 | 0 | 0 | 107 | |
| 2nd QTR COUNTY TOTAL | | | 218 | 158 | 1 | 1 | 1 | 1 | 16 | 11 | 0 | 0 | 105 | 90 | 4 | 4 | 0 | 0 | 17 | 13 | 6 | 2 | 46 | 17 | 21 | 18 | 1 | 1 | 141 | |
| 3rd QTR COUNTY TOTAL | | | 220 | 164 | 0 | 0 | 3 | 0 | 20 | 17 | 0 | 0 | 110 | 92 | 4 | 4 | 0 | 0 | 19 | 12 | 0 | 0 | 42 | 20 | 21 | 18 | 1 | 1 | 133 | |
| 4th QTR COUNTY TOTAL | | | 206 | 158 | 1 | 1 | 0 | 0 | 19 | 16 | 0 | 0 | 106 | 94 | 7 | 0 | 0 | 0 | 11 | 8 | 6 | 3 | 40 | 19 | 10 | 11 | 6 | 6 | 80 | |
| JACKSON COUNTY GRAND TOTAL | | | 836 | 634 | 3 | 2 | 4 | 1 | 70 | 57 | 0 | 0 | 418 | 360 | 18 | 11 | 0 | 0 | 57 | 42 | 16 | 8 | 183 | 91 | 59 | 54 | 8 | 8 | 461 | |

*Zeros (0) indicate that no offenses or arrests for a particular crime type were reported to law enforcement.
 Blank lines (no numbers or zeros (0)) indicate that a law enforcement agency did not submit data to the Oregon Uniform Crime Reporting program.

2003 DOMESTIC DISTURBANCES BY AGENCY*, COUNTY AND STATE

| COUNTY | AGENCY | QTR | TOTAL | | HOMICIDE | | RAPE | | AGG. ASSLT. | | BURGLARY | | SIMP. ASSLT. | | VANDALISM | | OTH SEX CRIM | | DIS. COND. | | TRESPASS | | CRIM. THREAT | | ALL OTHER | | RESTRN. ORD. | | NON-CRIM OFFENSE | | |
|------------------------------|---------------|-----|-------|------|----------|------|------|------|-------------|------|----------|------|--------------|------|-----------|------|--------------|------|------------|------|----------|------|--------------|------|-----------|------|--------------|------|------------------|---|---|
| | | | OFF. | ARR. | OFF. | ARR. | OFF. | ARR. | OFF. | ARR. | OFF. | ARR. | OFF. | ARR. | OFF. | ARR. | OFF. | ARR. | OFF. | ARR. | OFF. | ARR. | OFF. | ARR. | OFF. | ARR. | OFF. | ARR. | | | |
| JEFFERSON | JEFFERSON SO | 1 | 21 | 16 | 0 | 0 | 0 | 0 | 0 | 0 | 0 | 0 | 8 | 6 | 0 | 0 | 0 | 0 | 4 | 2 | 0 | 0 | 1 | 1 | 1 | 1 | 7 | 6 | 4 | | |
| JEFFERSON | JEFFERSON SO | 2 | 12 | 9 | 0 | 0 | 0 | 0 | 0 | 0 | 0 | 0 | 5 | 3 | 0 | 0 | 0 | 0 | 3 | 2 | 0 | 0 | 2 | 2 | 0 | 0 | 2 | 2 | 3 | | |
| JEFFERSON | JEFFERSON SO | 3 | 16 | 12 | 0 | 0 | 0 | 0 | 0 | 0 | 0 | 0 | 8 | 8 | 0 | 0 | 0 | 0 | 5 | 3 | 0 | 0 | 0 | 0 | 0 | 0 | 3 | 1 | 2 | | |
| JEFFERSON | JEFFERSON SO | 4 | 10 | 7 | 0 | 0 | 0 | 0 | 0 | 0 | 0 | 0 | 3 | 1 | 0 | 0 | 0 | 0 | 6 | 5 | 0 | 0 | 1 | 1 | 0 | 0 | 0 | 0 | 3 | | |
| AGENCY TOTAL | | | 59 | 44 | 0 | 0 | 0 | 0 | 0 | 0 | 0 | 0 | 24 | 18 | 0 | 0 | 0 | 0 | 18 | 12 | 0 | 0 | 4 | 4 | 1 | 1 | 12 | 9 | 12 | | |
| JEFFERSON | CULVER PD | 1 | 0 | 0 | | | | | | | | | | | | | | | | | | | | | | | | | | | |
| JEFFERSON | CULVER PD | 2 | 0 | 0 | | | | | | | | | | | | | | | | | | | | | | | | | | | |
| JEFFERSON | CULVER PD | 3 | 0 | 0 | | | | | | | | | | | | | | | | | | | | | | | | | | | |
| JEFFERSON | CULVER PD | 4 | 0 | 0 | | | | | | | | | | | | | | | | | | | | | | | | | | | |
| AGENCY TOTAL | | | 0 | 0 | 0 | 0 | 0 | 0 | 0 | 0 | 0 | 0 | 0 | 0 | 0 | 0 | 0 | 0 | 0 | 0 | 0 | 0 | 0 | 0 | 0 | 0 | 0 | 0 | 0 | 0 | |
| JEFFERSON | MADRAS PD | 1 | 21 | 20 | 0 | 0 | 0 | 0 | 0 | 0 | 0 | 0 | 12 | 11 | 0 | 0 | 0 | 0 | 6 | 6 | 0 | 0 | 0 | 0 | 0 | 0 | 3 | 3 | 0 | | |
| JEFFERSON | MADRAS PD | 2 | 22 | 21 | 0 | 0 | 0 | 0 | 0 | 0 | 0 | 0 | 6 | 6 | 0 | 0 | 0 | 0 | 10 | 10 | 0 | 0 | 0 | 0 | 0 | 0 | 6 | 5 | 0 | | |
| JEFFERSON | MADRAS PD | 3 | 20 | 13 | 0 | 0 | 0 | 0 | 2 | 1 | 0 | 0 | 11 | 8 | 0 | 0 | 0 | 0 | 4 | 3 | 0 | 0 | 0 | 0 | 0 | 0 | 3 | 1 | 4 | | |
| JEFFERSON | MADRAS PD | 4 | 32 | 24 | 0 | 0 | 0 | 0 | 0 | 0 | 0 | 0 | 14 | 11 | 0 | 0 | 0 | 0 | 10 | 7 | 0 | 0 | 1 | 1 | 0 | 0 | 7 | 5 | 0 | | |
| AGENCY TOTAL | | | 95 | 78 | 0 | 0 | 0 | 0 | 2 | 1 | 0 | 0 | 43 | 36 | 0 | 0 | 0 | 0 | 30 | 26 | 0 | 0 | 1 | 1 | 0 | 0 | 19 | 14 | 4 | | |
| JEFFERSON | OSP JEFFERSON | 1 | 0 | 0 | 0 | 0 | 0 | 0 | 0 | 0 | 0 | 0 | 0 | 0 | 0 | 0 | 0 | 0 | 0 | 0 | 0 | 0 | 0 | 0 | 0 | 0 | 0 | 0 | 0 | 1 | |
| JEFFERSON | OSP JEFFERSON | 2 | 0 | 0 | 0 | 0 | 0 | 0 | 0 | 0 | 0 | 0 | 0 | 0 | 0 | 0 | 0 | 0 | 0 | 0 | 0 | 0 | 0 | 0 | 0 | 0 | 0 | 0 | 0 | 1 | |
| JEFFERSON | OSP JEFFERSON | 3 | 0 | 0 | 0 | 0 | 0 | 0 | 0 | 0 | 0 | 0 | 0 | 0 | 0 | 0 | 0 | 0 | 0 | 0 | 0 | 0 | 0 | 0 | 0 | 0 | 0 | 0 | 0 | 2 | |
| JEFFERSON | OSP JEFFERSON | 4 | 0 | 0 | 0 | 0 | 0 | 0 | 0 | 0 | 0 | 0 | 0 | 0 | 0 | 0 | 0 | 0 | 0 | 0 | 0 | 0 | 0 | 0 | 0 | 0 | 0 | 0 | 0 | 0 | |
| AGENCY TOTAL | | | 0 | 0 | 0 | 0 | 0 | 0 | 0 | 0 | 0 | 0 | 0 | 0 | 0 | 0 | 0 | 0 | 0 | 0 | 0 | 0 | 0 | 0 | 0 | 0 | 0 | 0 | 0 | 0 | 4 |
| 1st QTR COUNTY TOTAL | | | 42 | 36 | 0 | 0 | 0 | 0 | 0 | 0 | 0 | 0 | 20 | 17 | 0 | 0 | 0 | 0 | 10 | 8 | 0 | 0 | 1 | 1 | 1 | 1 | 10 | 9 | 5 | | |
| 2nd QTR COUNTY TOTAL | | | 34 | 30 | 0 | 0 | 0 | 0 | 0 | 0 | 0 | 0 | 11 | 9 | 0 | 0 | 0 | 0 | 13 | 12 | 0 | 0 | 2 | 2 | 0 | 0 | 8 | 7 | 4 | | |
| 3rd QTR COUNTY TOTAL | | | 36 | 25 | 0 | 0 | 0 | 0 | 2 | 1 | 0 | 0 | 19 | 16 | 0 | 0 | 0 | 0 | 9 | 6 | 0 | 0 | 0 | 0 | 0 | 0 | 6 | 2 | 8 | | |
| 4th QTR COUNTY TOTAL | | | 42 | 31 | 0 | 0 | 0 | 0 | 0 | 0 | 0 | 0 | 17 | 12 | 0 | 0 | 0 | 0 | 16 | 12 | 0 | 0 | 2 | 2 | 0 | 0 | 7 | 5 | 3 | | |
| JEFFERSON COUNTY GRAND TOTAL | | | 154 | 122 | 0 | 0 | 0 | 0 | 2 | 1 | 0 | 0 | 67 | 54 | 0 | 0 | 0 | 0 | 48 | 38 | 0 | 0 | 5 | 5 | 1 | 1 | 31 | 23 | 20 | | |

| | | | | | | | | | | | | | | | | | | | | | | | | | | | | | | | |
|------------------------------|----------------|---|---|---|---|---|---|---|---|---|---|---|---|---|---|---|---|---|---|---|---|---|---|---|---|---|---|---|----|----|---|
| JOSEPHINE | JOSEPHINE SO | 1 | 0 | 0 | | | | | | | | | | | | | | | | | | | | | | | | | | | |
| JOSEPHINE | JOSEPHINE SO | 2 | 0 | 0 | | | | | | | | | | | | | | | | | | | | | | | | | | | |
| JOSEPHINE | JOSEPHINE SO | 3 | 0 | 0 | | | | | | | | | | | | | | | | | | | | | | | | | | | |
| JOSEPHINE | JOSEPHINE SO | 4 | 0 | 0 | | | | | | | | | | | | | | | | | | | | | | | | | | | |
| AGENCY TOTAL | | | 0 | 0 | 0 | 0 | 0 | 0 | 0 | 0 | 0 | 0 | 0 | 0 | 0 | 0 | 0 | 0 | 0 | 0 | 0 | 0 | 0 | 0 | 0 | 0 | 0 | 0 | 0 | 0 | 0 |
| JOSEPHINE | GRANTS PASS PD | 1 | 0 | 0 | | | | | | | | | | | | | | | | | | | | | | | | | | | |
| JOSEPHINE | GRANTS PASS PD | 2 | 0 | 0 | | | | | | | | | | | | | | | | | | | | | | | | | | | |
| JOSEPHINE | GRANTS PASS PD | 3 | 0 | 0 | | | | | | | | | | | | | | | | | | | | | | | | | | | |
| JOSEPHINE | GRANTS PASS PD | 4 | 0 | 0 | | | | | | | | | | | | | | | | | | | | | | | | | | | |
| AGENCY TOTAL | | | 0 | 0 | 0 | 0 | 0 | 0 | 0 | 0 | 0 | 0 | 0 | 0 | 0 | 0 | 0 | 0 | 0 | 0 | 0 | 0 | 0 | 0 | 0 | 0 | 0 | 0 | 0 | 0 | 0 |
| JOSEPHINE | OSP JOSEPHINE | 1 | 0 | 0 | 0 | 0 | 0 | 0 | 0 | 0 | 0 | 0 | 0 | 0 | 0 | 0 | 0 | 0 | 0 | 0 | 0 | 0 | 0 | 0 | 0 | 0 | 0 | 0 | 0 | 0 | 4 |
| JOSEPHINE | OSP JOSEPHINE | 2 | 2 | 1 | 0 | 0 | 0 | 0 | 0 | 0 | 0 | 0 | 0 | 0 | 0 | 0 | 0 | 0 | 0 | 0 | 0 | 0 | 0 | 0 | 0 | 0 | 2 | 1 | 2 | | |
| JOSEPHINE | OSP JOSEPHINE | 3 | 1 | 1 | 0 | 0 | 0 | 0 | 0 | 0 | 0 | 0 | 1 | 1 | 0 | 0 | 0 | 0 | 0 | 0 | 0 | 0 | 0 | 0 | 0 | 0 | 0 | 0 | 0 | 6 | |
| JOSEPHINE | OSP JOSEPHINE | 4 | 1 | 1 | 0 | 0 | 0 | 0 | 0 | 0 | 0 | 0 | 0 | 0 | 0 | 0 | 0 | 0 | 0 | 0 | 0 | 0 | 0 | 0 | 0 | 0 | 1 | 1 | 5 | | |
| AGENCY TOTAL | | | 4 | 3 | 0 | 0 | 0 | 0 | 0 | 0 | 0 | 0 | 1 | 1 | 0 | 0 | 0 | 0 | 0 | 0 | 0 | 0 | 0 | 0 | 0 | 0 | 0 | 3 | 2 | 17 | |
| 1st QTR COUNTY TOTAL | | | 0 | 0 | 0 | 0 | 0 | 0 | 0 | 0 | 0 | 0 | 0 | 0 | 0 | 0 | 0 | 0 | 0 | 0 | 0 | 0 | 0 | 0 | 0 | 0 | 0 | 0 | 0 | 0 | 4 |
| 2nd QTR COUNTY TOTAL | | | 2 | 1 | 0 | 0 | 0 | 0 | 0 | 0 | 0 | 0 | 0 | 0 | 0 | 0 | 0 | 0 | 0 | 0 | 0 | 0 | 0 | 0 | 0 | 0 | 0 | 2 | 1 | 2 | |
| 3rd QTR COUNTY TOTAL | | | 1 | 1 | 0 | 0 | 0 | 0 | 0 | 0 | 0 | 0 | 1 | 1 | 0 | 0 | 0 | 0 | 0 | 0 | 0 | 0 | 0 | 0 | 0 | 0 | 0 | 0 | 0 | 6 | |
| 4th QTR COUNTY TOTAL | | | 1 | 1 | 0 | 0 | 0 | 0 | 0 | 0 | 0 | 0 | 0 | 0 | 0 | 0 | 0 | 0 | 0 | 0 | 0 | 0 | 0 | 0 | 0 | 0 | 0 | 1 | 1 | 5 | |
| JOSEPHINE COUNTY GRAND TOTAL | | | 4 | 3 | 0 | 0 | 0 | 0 | 0 | 0 | 0 | 0 | 1 | 1 | 0 | 0 | 0 | 0 | 0 | 0 | 0 | 0 | 0 | 0 | 0 | 0 | 3 | 2 | 17 | | |

*Zeros (0) indicate that no offenses or arrests for a particular crime type were reported to law enforcement.
Blank lines (no numbers or zeros (0)) indicate that a law enforcement agency did not submit data to the Oregon Uniform Crime Reporting program.

2003 DOMESTIC DISTURBANCES BY AGENCY*, COUNTY AND STATE

| COUNTY | AGENCY | QTR | TOTAL | | HOMICIDE | | RAPE | | AGG.ASSLT. | | BURGLARY | | SIMP. ASSLT. | | VANDALISM | | OTH SEX CRIM | | DIS. COND. | | TRESPASS | | CRIM. THREAT | | ALL OTHER | | RESTRN. ORD. | | NON-CRIM OFFENSE | |
|----------------------------|------------------|-----|-------|------|----------|------|------|------|------------|------|----------|------|--------------|------|-----------|------|--------------|------|------------|------|----------|------|--------------|------|-----------|------|--------------|------|------------------|---|
| | | | OFF. | ARR. | OFF. | ARR. | OFF. | ARR. | OFF. | ARR. | OFF. | ARR. | OFF. | ARR. | OFF. | ARR. | OFF. | ARR. | OFF. | ARR. | OFF. | ARR. | OFF. | ARR. | OFF. | ARR. | OFF. | ARR. | | |
| KLAMATH | KLAMATH SO | 1 | 61 | 49 | 0 | 0 | 0 | 0 | 2 | 2 | 0 | 0 | 43 | 38 | 0 | 0 | 0 | 0 | 0 | 0 | 2 | 1 | 0 | 0 | 1 | 1 | 13 | 7 | 10 | |
| KLAMATH | KLAMATH SO | 2 | 60 | 49 | 0 | 0 | 0 | 0 | 4 | 3 | 0 | 0 | 42 | 34 | 0 | 0 | 0 | 0 | 0 | 0 | 0 | 0 | 5 | 4 | 1 | 1 | 8 | 7 | 9 | |
| KLAMATH | KLAMATH SO | 3 | 61 | 48 | 0 | 0 | 0 | 0 | 0 | 0 | 0 | 0 | 47 | 38 | 0 | 0 | 0 | 0 | 0 | 0 | 0 | 0 | 3 | 3 | 3 | 3 | 8 | 4 | 9 | |
| KLAMATH | KLAMATH SO | 4 | 56 | 43 | 0 | 0 | 0 | 0 | 2 | 1 | 0 | 0 | 36 | 29 | 0 | 0 | 0 | 0 | 0 | 0 | 0 | 0 | 9 | 8 | 1 | 1 | 8 | 4 | 9 | |
| AGENCY TOTAL | | | 238 | 189 | 0 | 0 | 0 | 0 | 8 | 6 | 0 | 0 | 168 | 139 | 0 | 0 | 0 | 0 | 0 | 0 | 2 | 1 | 17 | 15 | 6 | 6 | 37 | 22 | 37 | |
| KLAMATH | KLAMATH FALLS PD | 1 | 43 | 32 | 0 | 0 | 0 | 0 | 0 | 0 | 0 | 0 | 17 | 16 | 0 | 0 | 0 | 0 | 1 | 2 | 0 | 0 | 1 | 3 | 0 | 0 | 24 | 11 | 9 | |
| KLAMATH | KLAMATH FALLS PD | 2 | 48 | 43 | 0 | 0 | 0 | 0 | 0 | 0 | 0 | 0 | 29 | 27 | 0 | 0 | 0 | 0 | 3 | 3 | 0 | 0 | 0 | 1 | 0 | 0 | 16 | 12 | 5 | |
| KLAMATH | KLAMATH FALLS PD | 3 | 46 | 39 | 0 | 0 | 0 | 0 | 0 | 0 | 0 | 0 | 24 | 21 | 0 | 0 | 0 | 0 | 2 | 6 | 0 | 0 | 1 | 5 | 0 | 0 | 19 | 7 | 8 | |
| KLAMATH | KLAMATH FALLS PD | 4 | 0 | 0 | | | | | | | | | | | | | | | | | | | | | | | | | | |
| AGENCY TOTAL | | | 137 | 114 | 0 | 0 | 0 | 0 | 0 | 0 | 0 | 0 | 70 | 64 | 0 | 0 | 0 | 0 | 6 | 11 | 0 | 0 | 2 | 9 | 0 | 0 | 59 | 30 | 22 | |
| KLAMATH | OSP KLAMATH | 1 | 15 | 2 | 0 | 0 | 0 | 0 | 14 | 1 | 0 | 0 | 0 | 0 | 0 | 0 | 0 | 0 | 0 | 0 | 0 | 0 | 0 | 0 | 0 | 1 | 1 | 4 | | |
| KLAMATH | OSP KLAMATH | 2 | 1 | 1 | 0 | 0 | 0 | 0 | 0 | 1 | 0 | 0 | 1 | 0 | 0 | 0 | 0 | 0 | 0 | 0 | 0 | 0 | 0 | 0 | 0 | 0 | 0 | 0 | 5 | |
| KLAMATH | OSP KLAMATH | 3 | 5 | 4 | 0 | 0 | 0 | 0 | 1 | 1 | 0 | 0 | 1 | 0 | 0 | 0 | 0 | 0 | 0 | 0 | 0 | 0 | 0 | 0 | 0 | 3 | 3 | 8 | | |
| KLAMATH | OSP KLAMATH | 4 | 2 | 1 | 0 | 0 | 0 | 0 | 0 | 0 | 0 | 0 | 2 | 1 | 0 | 0 | 0 | 0 | 0 | 0 | 0 | 0 | 0 | 0 | 0 | 0 | 0 | 0 | 4 | |
| AGENCY TOTAL | | | 23 | 8 | 0 | 0 | 0 | 0 | 15 | 3 | 0 | 0 | 4 | 1 | 0 | 0 | 0 | 0 | 0 | 0 | 0 | 0 | 0 | 0 | 0 | 0 | 4 | 4 | 21 | |
| 1st QTR COUNTY TOTAL | | | 119 | 83 | 0 | 0 | 0 | 0 | 16 | 3 | 0 | 0 | 60 | 54 | 0 | 0 | 0 | 0 | 1 | 2 | 2 | 1 | 1 | 3 | 1 | 1 | 38 | 19 | 23 | |
| 2nd QTR COUNTY TOTAL | | | 109 | 93 | 0 | 0 | 0 | 0 | 4 | 4 | 0 | 0 | 72 | 61 | 0 | 0 | 0 | 0 | 3 | 3 | 0 | 0 | 5 | 5 | 1 | 1 | 24 | 19 | 19 | |
| 3rd QTR COUNTY TOTAL | | | 112 | 91 | 0 | 0 | 0 | 0 | 1 | 1 | 0 | 0 | 72 | 59 | 0 | 0 | 0 | 0 | 2 | 6 | 0 | 0 | 4 | 8 | 3 | 3 | 30 | 14 | 25 | |
| 4th QTR COUNTY TOTAL | | | 58 | 44 | 0 | 0 | 0 | 0 | 2 | 1 | 0 | 0 | 38 | 30 | 0 | 0 | 0 | 0 | 0 | 0 | 0 | 0 | 9 | 8 | 1 | 1 | 8 | 4 | 13 | |
| KLAMATH COUNTY GRAND TOTAL | | | 398 | 311 | 0 | 0 | 0 | 0 | 23 | 9 | 0 | 0 | 242 | 204 | 0 | 0 | 0 | 0 | 6 | 11 | 2 | 1 | 19 | 24 | 6 | 6 | 100 | 56 | 80 | |
| LAKE | LAKE SO | 1 | 0 | 0 | | | | | | | | | | | | | | | | | | | | | | | | | | |
| LAKE | LAKE SO | 2 | 0 | 0 | | | | | | | | | | | | | | | | | | | | | | | | | | |
| LAKE | LAKE SO | 3 | 0 | 0 | | | | | | | | | | | | | | | | | | | | | | | | | | |
| LAKE | LAKE SO | 4 | 0 | 0 | | | | | | | | | | | | | | | | | | | | | | | | | | |
| AGENCY TOTAL | | | 0 | 0 | 0 | 0 | 0 | 0 | 0 | 0 | 0 | 0 | 0 | 0 | 0 | 0 | 0 | 0 | 0 | 0 | 0 | 0 | 0 | 0 | 0 | 0 | 0 | 0 | 0 | |
| LAKE | LAKEVIEW PD | 1 | 3 | 2 | 0 | 0 | 0 | 0 | 0 | 0 | 0 | 0 | 1 | 1 | 0 | 0 | 0 | 0 | 0 | 0 | 0 | 0 | 0 | 0 | 0 | 0 | 2 | 1 | 1 | |
| LAKE | LAKEVIEW PD | 2 | 2 | 2 | 0 | 0 | 0 | 0 | 0 | 0 | 0 | 0 | 1 | 1 | 0 | 0 | 0 | 0 | 1 | 1 | 0 | 0 | 0 | 0 | 0 | 0 | 0 | 0 | 2 | |
| LAKE | LAKEVIEW PD | 3 | 3 | 1 | 0 | 0 | 0 | 0 | 0 | 0 | 0 | 0 | 2 | 1 | 0 | 0 | 0 | 0 | 0 | 0 | 0 | 0 | 0 | 0 | 0 | 0 | 1 | 0 | 3 | |
| LAKE | LAKEVIEW PD | 4 | 1 | 0 | 0 | 0 | 0 | 0 | 0 | 0 | 0 | 0 | 1 | 0 | 0 | 0 | 0 | 0 | 0 | 0 | 0 | 0 | 0 | 0 | 0 | 0 | 0 | 0 | 2 | |
| AGENCY TOTAL | | | 9 | 5 | 0 | 0 | 0 | 0 | 0 | 0 | 0 | 0 | 5 | 3 | 0 | 0 | 0 | 0 | 1 | 1 | 0 | 0 | 0 | 0 | 0 | 0 | 3 | 1 | 8 | |
| LAKE | OSP LAKE | 1 | 1 | 0 | 0 | 0 | 0 | 0 | 0 | 0 | 0 | 0 | 1 | 0 | 0 | 0 | 0 | 0 | 0 | 0 | 0 | 0 | 0 | 0 | 0 | 0 | 0 | 0 | 0 | |
| LAKE | OSP LAKE | 2 | 0 | 0 | 0 | 0 | 0 | 0 | 0 | 0 | 0 | 0 | 0 | 0 | 0 | 0 | 0 | 0 | 0 | 0 | 0 | 0 | 0 | 0 | 0 | 0 | 0 | 0 | 0 | |
| LAKE | OSP LAKE | 3 | 0 | 0 | 0 | 0 | 0 | 0 | 0 | 0 | 0 | 0 | 0 | 0 | 0 | 0 | 0 | 0 | 0 | 0 | 0 | 0 | 0 | 0 | 0 | 0 | 0 | 0 | 1 | |
| LAKE | OSP LAKE | 4 | 0 | 0 | 0 | 0 | 0 | 0 | 0 | 0 | 0 | 0 | 0 | 0 | 0 | 0 | 0 | 0 | 0 | 0 | 0 | 0 | 0 | 0 | 0 | 0 | 0 | 0 | 0 | |
| AGENCY TOTAL | | | 1 | 0 | 0 | 0 | 0 | 0 | 0 | 0 | 0 | 0 | 1 | 0 | 0 | 0 | 0 | 0 | 0 | 0 | 0 | 0 | 0 | 0 | 0 | 0 | 0 | 0 | 0 | 1 |
| 1st QTR COUNTY TOTAL | | | 4 | 2 | 0 | 0 | 0 | 0 | 0 | 0 | 0 | 0 | 2 | 1 | 0 | 0 | 0 | 0 | 0 | 0 | 0 | 0 | 0 | 0 | 0 | 0 | 2 | 1 | 1 | |
| 2nd QTR COUNTY TOTAL | | | 2 | 2 | 0 | 0 | 0 | 0 | 0 | 0 | 0 | 0 | 1 | 1 | 0 | 0 | 0 | 0 | 1 | 1 | 0 | 0 | 0 | 0 | 0 | 0 | 0 | 0 | 0 | 2 |
| 3rd QTR COUNTY TOTAL | | | 3 | 1 | 0 | 0 | 0 | 0 | 0 | 0 | 0 | 0 | 2 | 1 | 0 | 0 | 0 | 0 | 0 | 0 | 0 | 0 | 0 | 0 | 0 | 0 | 0 | 1 | 0 | 4 |
| 4th QTR COUNTY TOTAL | | | 1 | 0 | 0 | 0 | 0 | 0 | 0 | 0 | 0 | 0 | 1 | 0 | 0 | 0 | 0 | 0 | 0 | 0 | 0 | 0 | 0 | 0 | 0 | 0 | 0 | 0 | 0 | 2 |
| LAKE COUNTY GRAND TOTAL | | | 6 | 4 | 0 | 0 | 0 | 0 | 0 | 0 | 0 | 0 | 3 | 2 | 0 | 0 | 0 | 0 | 1 | 1 | 0 | 0 | 0 | 0 | 0 | 0 | 2 | 1 | 3 | |

*Zeros (0) indicate that no offenses or arrests for a particular crime type were reported to law enforcement.
Blank lines (no numbers or zeros (0)) indicate that a law enforcement agency did not submit data to the Oregon Uniform Crime Reporting program.

2003 DOMESTIC DISTURBANCES BY AGENCY*, COUNTY AND STATE

| COUNTY | AGENCY | QTR | TOTAL | | HOMICIDE | | RAPE | | AGG.ASSLT. | | BURGLARY | | SIMP. ASSLT. | | VANDALISM | | OTH SEX CRIM | | DIS. COND. | | TRESPASS | | CRIM. THREAT | | ALL OTHER | | RESTRN. ORD. | | NON-CRIM OFFENSE | |
|--------|---------------------|-----|-----------|-----------|----------|----------|----------|----------|------------|----------|----------|----------|--------------|-----------|-----------|----------|--------------|----------|------------|----------|----------|----------|--------------|----------|-----------|----------|--------------|-----------|------------------|--|
| | | | OFF. | ARR. | OFF. | ARR. | OFF. | ARR. | OFF. | ARR. | OFF. | ARR. | OFF. | ARR. | OFF. | ARR. | OFF. | ARR. | OFF. | ARR. | OFF. | ARR. | OFF. | ARR. | OFF. | ARR. | OFF. | ARR. | | |
| LANE | LANE SO | 1 | 0 | 0 | | | | | | | | | | | | | | | | | | | | | | | | | | |
| LANE | LANE SO | 2 | 48 | 41 | 0 | 0 | 0 | 0 | 0 | 0 | 0 | 0 | 17 | 17 | 0 | 0 | 0 | 0 | 0 | 0 | 0 | 0 | 7 | 7 | 2 | 2 | 22 | 15 | 86 | |
| LANE | LANE SO | 3 | 0 | 0 | | | | | | | | | | | | | | | | | | | | | | | | | | |
| LANE | LANE SO | 4 | 0 | 0 | | | | | | | | | | | | | | | | | | | | | | | | | | |
| | AGENCY TOTAL | | 48 | 41 | 0 | 0 | 0 | 0 | 0 | 0 | 0 | 0 | 17 | 17 | 0 | 0 | 0 | 0 | 0 | 0 | 0 | 0 | 7 | 7 | 2 | 2 | 22 | 15 | 86 | |
| LANE | COTTAGE GROVE PD | 1 | 15 | 5 | 0 | 0 | 0 | 0 | 0 | 0 | 0 | 0 | 4 | 4 | 0 | 0 | 0 | 0 | 1 | 0 | 0 | 0 | 0 | 0 | 0 | 0 | 10 | 1 | 20 | |
| LANE | COTTAGE GROVE PD | 2 | 16 | 8 | 0 | 0 | 0 | 0 | 0 | 0 | 0 | 0 | 8 | 4 | 0 | 0 | 0 | 0 | 1 | 1 | 1 | 1 | 0 | 0 | 0 | 0 | 6 | 2 | 34 | |
| LANE | COTTAGE GROVE PD | 3 | 15 | 7 | 0 | 0 | 0 | 0 | 0 | 0 | 0 | 0 | 6 | 5 | 0 | 0 | 0 | 0 | 1 | 1 | 0 | 0 | 2 | 1 | 0 | 0 | 6 | 0 | 29 | |
| LANE | COTTAGE GROVE PD | 4 | 17 | 10 | 0 | 0 | 0 | 0 | 0 | 0 | 2 | 2 | 6 | 4 | 0 | 0 | 0 | 0 | 3 | 2 | 0 | 0 | 0 | 0 | 0 | 0 | 6 | 2 | 18 | |
| | AGENCY TOTAL | | 63 | 30 | 0 | 0 | 0 | 0 | 0 | 0 | 2 | 2 | 24 | 17 | 0 | 0 | 0 | 0 | 6 | 4 | 1 | 1 | 2 | 1 | 0 | 0 | 28 | 5 | 101 | |
| LANE | EUGENE PD | 1 | 0 | 0 | | | | | | | | | | | | | | | | | | | | | | | | | | |
| LANE | EUGENE PD | 2 | 98 | 84 | 0 | 0 | 0 | 0 | 2 | 2 | 0 | 0 | 62 | 62 | 0 | 0 | 0 | 0 | 0 | 0 | 0 | 0 | 5 | 5 | 0 | 0 | 29 | 15 | 176 | |
| LANE | EUGENE PD | 3 | 0 | 0 | | | | | | | | | | | | | | | | | | | | | | | | | | |
| LANE | EUGENE PD | 4 | 0 | 0 | | | | | | | | | | | | | | | | | | | | | | | | | | |
| | AGENCY TOTAL | | 98 | 84 | 0 | 0 | 0 | 0 | 2 | 2 | 0 | 0 | 62 | 62 | 0 | 0 | 0 | 0 | 0 | 0 | 0 | 0 | 5 | 5 | 0 | 0 | 29 | 15 | 176 | |
| LANE | FLORENCE PD | 1 | 0 | 0 | | | | | | | | | | | | | | | | | | | | | | | | | | |
| LANE | FLORENCE PD | 2 | 13 | 8 | 0 | 0 | 0 | 0 | 0 | 0 | 0 | 0 | 4 | 4 | 0 | 0 | 0 | 0 | 0 | 0 | 0 | 0 | 4 | 4 | 0 | 0 | 5 | 0 | 15 | |
| LANE | FLORENCE PD | 3 | 0 | 0 | | | | | | | | | | | | | | | | | | | | | | | | | | |
| LANE | FLORENCE PD | 4 | 0 | 0 | | | | | | | | | | | | | | | | | | | | | | | | | | |
| | AGENCY TOTAL | | 13 | 8 | 0 | 0 | 0 | 0 | 0 | 0 | 0 | 0 | 4 | 4 | 0 | 0 | 0 | 0 | 0 | 0 | 0 | 0 | 4 | 4 | 0 | 0 | 5 | 0 | 15 | |
| LANE | JUNCTION CITY PD | 1 | 0 | 0 | | | | | | | | | | | | | | | | | | | | | | | | | | |
| LANE | JUNCTION CITY PD | 2 | 8 | 10 | 0 | 0 | 0 | 0 | 0 | 0 | 0 | 0 | 5 | 5 | 0 | 0 | 0 | 0 | 0 | 0 | 0 | 0 | 1 | 1 | 0 | 0 | 2 | 4 | 15 | |
| LANE | JUNCTION CITY PD | 3 | 0 | 0 | | | | | | | | | | | | | | | | | | | | | | | | | | |
| LANE | JUNCTION CITY PD | 4 | 0 | 0 | | | | | | | | | | | | | | | | | | | | | | | | | | |
| | AGENCY TOTAL | | 8 | 10 | 0 | 0 | 0 | 0 | 0 | 0 | 0 | 0 | 5 | 5 | 0 | 0 | 0 | 0 | 0 | 0 | 0 | 0 | 1 | 1 | 0 | 0 | 2 | 4 | 15 | |
| LANE | OAKRIDGE PD | 1 | 0 | 0 | 0 | 0 | 0 | 0 | 0 | 0 | 0 | 0 | 0 | 0 | 0 | 0 | 0 | 0 | 0 | 0 | 0 | 0 | 0 | 0 | 0 | 0 | 0 | 0 | 16 | |
| LANE | OAKRIDGE PD | 2 | 7 | 5 | 0 | 0 | 0 | 0 | 0 | 0 | 0 | 0 | 4 | 2 | 0 | 0 | 0 | 0 | 0 | 0 | 0 | 0 | 1 | 1 | 0 | 0 | 2 | 2 | 13 | |
| LANE | OAKRIDGE PD | 3 | 11 | 6 | 0 | 0 | 0 | 0 | 0 | 0 | 0 | 0 | 2 | 1 | 0 | 0 | 0 | 0 | 0 | 0 | 0 | 0 | 2 | 2 | 4 | 2 | 3 | 1 | 9 | |
| LANE | OAKRIDGE PD | 4 | 9 | 4 | 0 | 0 | 0 | 0 | 0 | 0 | 0 | 0 | 8 | 3 | 0 | 0 | 0 | 0 | 0 | 0 | 0 | 0 | 0 | 0 | 0 | 0 | 1 | 1 | 5 | |
| | AGENCY TOTAL | | 27 | 15 | 0 | 0 | 0 | 0 | 0 | 0 | 0 | 0 | 14 | 6 | 0 | 0 | 0 | 0 | 0 | 0 | 0 | 0 | 3 | 3 | 4 | 2 | 6 | 4 | 43 | |

*Zeros (0) indicate that no offenses or arrests for a particular crime type were reported to law enforcement.
 Blank lines (no numbers or zeros (0)) indicate that a law enforcement agency did not submit data to the Oregon Uniform Crime Reporting program.

2003 DOMESTIC DISTURBANCES BY AGENCY*, COUNTY AND STATE

| COUNTY | AGENCY | QTR | TOTAL | | HOMICIDE | | RAPE | | AGG.ASSLT. | | BURGLARY | | SIMP. ASSLT. | | VANDALISM | | OTH SEX CRIM | | DIS. COND. | | TRESPASS | | CRIM. THREAT | | ALL OTHER | | RESTRN. ORD. | | NON-CRIM OFFENSE | |
|--------|--------------------------------|-----|------------|------------|----------|----------|----------|----------|------------|----------|----------|----------|--------------|------------|-----------|----------|--------------|----------|------------|----------|----------|----------|--------------|-----------|-----------|----------|--------------|-----------|------------------|--|
| | | | OFF. | ARR. | OFF. | ARR. | OFF. | ARR. | OFF. | ARR. | OFF. | ARR. | OFF. | ARR. | OFF. | ARR. | OFF. | ARR. | OFF. | ARR. | OFF. | ARR. | OFF. | ARR. | OFF. | ARR. | OFF. | ARR. | | |
| LANE | SPRINGFIELD PD | 1 | 0 | 0 | | | | | | | | | | | | | | | | | | | | | | | | | | |
| LANE | SPRINGFIELD PD | 2 | 62 | 49 | 0 | 0 | 0 | 0 | 0 | 0 | 0 | 0 | 33 | 33 | 0 | 0 | 0 | 0 | 0 | 0 | 0 | 0 | 3 | 3 | 2 | 2 | 24 | 11 | 125 | |
| LANE | SPRINGFIELD PD | 3 | 0 | 0 | | | | | | | | | | | | | | | | | | | | | | | | | | |
| LANE | SPRINGFIELD PD | 4 | 0 | 0 | | | | | | | | | | | | | | | | | | | | | | | | | | |
| | AGENCY TOTAL | | 62 | 49 | 0 | 0 | 0 | 0 | 0 | 0 | 0 | 0 | 33 | 33 | 0 | 0 | 0 | 0 | 0 | 0 | 0 | 0 | 3 | 3 | 2 | 2 | 24 | 11 | 125 | |
| LANE | COBURG PD | 1 | 0 | 0 | | | | | | | | | | | | | | | | | | | | | | | | | | |
| LANE | COBURG PD | 2 | 1 | 2 | 0 | 0 | 0 | 0 | 0 | 0 | 0 | 0 | 0 | 0 | 0 | 0 | 0 | 0 | 1 | 1 | 0 | 0 | 0 | 0 | 0 | 0 | 0 | 1 | 3 | |
| LANE | COBURG PD | 3 | 0 | 0 | | | | | | | | | | | | | | | | | | | | | | | | | | |
| LANE | COBURG PD | 4 | 0 | 0 | | | | | | | | | | | | | | | | | | | | | | | | | | |
| | AGENCY TOTAL | | 1 | 2 | 0 | 0 | 0 | 0 | 0 | 0 | 0 | 0 | 0 | 0 | 0 | 0 | 0 | 0 | 1 | 1 | 0 | 0 | 0 | 0 | 0 | 0 | 0 | 1 | 3 | |
| LANE | CRESWELL PD | 1 | 0 | 0 | | | | | | | | | | | | | | | | | | | | | | | | | | |
| LANE | CRESWELL PD | 2 | 6 | 5 | 0 | 0 | 0 | 0 | 0 | 0 | 0 | 0 | 2 | 2 | 0 | 0 | 0 | 0 | 0 | 0 | 0 | 0 | 2 | 2 | 0 | 0 | 2 | 1 | 10 | |
| LANE | CRESWELL PD | 3 | 0 | 0 | | | | | | | | | | | | | | | | | | | | | | | | | | |
| LANE | CRESWELL PD | 4 | 0 | 0 | | | | | | | | | | | | | | | | | | | | | | | | | | |
| | AGENCY TOTAL | | 6 | 5 | 0 | 0 | 0 | 0 | 0 | 0 | 0 | 0 | 2 | 2 | 0 | 0 | 0 | 0 | 0 | 0 | 0 | 0 | 2 | 2 | 0 | 0 | 2 | 1 | 10 | |
| LANE | VENETA PD | 1 | 0 | 0 | | | | | | | | | | | | | | | | | | | | | | | | | | |
| LANE | VENETA PD | 2 | 4 | 4 | 0 | 0 | 0 | 0 | 0 | 0 | 0 | 0 | 2 | 2 | 0 | 0 | 0 | 0 | 0 | 0 | 0 | 0 | 2 | 2 | 0 | 0 | 0 | 0 | 8 | |
| LANE | VENETA PD | 3 | 0 | 0 | | | | | | | | | | | | | | | | | | | | | | | | | | |
| LANE | VENETA PD | 4 | 0 | 0 | | | | | | | | | | | | | | | | | | | | | | | | | | |
| | AGENCY TOTAL | | 4 | 4 | 0 | 0 | 0 | 0 | 0 | 0 | 0 | 0 | 2 | 2 | 0 | 0 | 0 | 0 | 0 | 0 | 0 | 0 | 2 | 2 | 0 | 0 | 0 | 0 | 8 | |
| LANE | OSP LANE | 1 | 8 | 6 | 0 | 0 | 0 | 0 | 2 | 0 | 0 | 0 | 6 | 4 | 0 | 0 | 0 | 0 | 0 | 0 | 0 | 0 | 0 | 0 | 0 | 2 | 0 | 0 | 13 | |
| LANE | OSP LANE | 2 | 4 | 3 | 0 | 0 | 0 | 0 | 0 | 0 | 0 | 0 | 4 | 3 | 0 | 0 | 0 | 0 | 0 | 0 | 0 | 0 | 0 | 0 | 0 | 0 | 0 | 0 | 14 | |
| LANE | OSP LANE | 3 | 8 | 4 | 0 | 0 | 0 | 0 | 1 | 0 | 0 | 0 | 7 | 4 | 0 | 0 | 0 | 0 | 0 | 0 | 0 | 0 | 0 | 0 | 0 | 0 | 0 | 0 | 18 | |
| LANE | OSP LANE | 4 | 5 | 1 | 0 | 0 | 0 | 0 | 0 | 0 | 0 | 0 | 5 | 1 | 0 | 0 | 0 | 0 | 0 | 0 | 0 | 0 | 0 | 0 | 0 | 0 | 0 | 0 | 11 | |
| | AGENCY TOTAL | | 25 | 14 | 0 | 0 | 0 | 0 | 3 | 0 | 0 | 0 | 22 | 12 | 0 | 0 | 0 | 0 | 0 | 0 | 0 | 0 | 0 | 0 | 0 | 2 | 0 | 0 | 56 | |
| | 1st QTR COUNTY TOTAL | | 23 | 11 | 0 | 0 | 0 | 0 | 2 | 0 | 0 | 0 | 10 | 8 | 0 | 0 | 0 | 0 | 1 | 0 | 0 | 0 | 0 | 0 | 0 | 2 | 10 | 1 | 49 | |
| | 2nd QTR COUNTY TOTAL | | 267 | 219 | 0 | 0 | 0 | 0 | 2 | 2 | 0 | 0 | 141 | 134 | 0 | 0 | 0 | 0 | 2 | 2 | 1 | 1 | 25 | 25 | 4 | 4 | 92 | 51 | 499 | |
| | 3rd QTR COUNTY TOTAL | | 34 | 17 | 0 | 0 | 0 | 0 | 1 | 0 | 0 | 0 | 15 | 10 | 0 | 0 | 0 | 0 | 1 | 1 | 0 | 0 | 4 | 3 | 4 | 2 | 9 | 1 | 56 | |
| | 4th QTR COUNTY TOTAL | | 31 | 15 | 0 | 0 | 0 | 0 | 0 | 0 | 2 | 2 | 19 | 8 | 0 | 0 | 0 | 0 | 3 | 2 | 0 | 0 | 0 | 0 | 0 | 0 | 7 | 3 | 34 | |
| | LANE COUNTY GRAND TOTAL | | 355 | 262 | 0 | 0 | 0 | 0 | 5 | 2 | 2 | 2 | 185 | 160 | 0 | 0 | 0 | 0 | 7 | 5 | 1 | 1 | 29 | 28 | 8 | 8 | 118 | 56 | 638 | |

*Zeros (0) indicate that no offenses or arrests for a particular crime type were reported to law enforcement.
 Blank lines (no numbers or zeros (0)) indicate that a law enforcement agency did not submit data to the Oregon Uniform Crime Reporting program.

2003 DOMESTIC DISTURBANCES BY AGENCY*, COUNTY AND STATE

| COUNTY | AGENCY | QTR | TOTAL | | HOMICIDE | | RAPE | | AGG.ASSLT. | | BURGLARY | | SIMP. ASSLT. | | VANDALISM | | OTH SEX CRIM | | DIS. COND. | | TRESPASS | | CRIM. THREAT | | ALL OTHER | | RESTRN. ORD. | | NON-CRIM OFFENSE | |
|-----------------------------------|-----------------|-----|------------|------------|----------|----------|----------|----------|------------|-----------|----------|----------|--------------|-----------|-----------|----------|--------------|----------|------------|-----------|----------|----------|--------------|-----------|-----------|-----------|--------------|-----------|------------------|---|
| | | | OFF. | ARR. | OFF. | ARR. | OFF. | ARR. | OFF. | ARR. | OFF. | ARR. | OFF. | ARR. | OFF. | ARR. | OFF. | ARR. | OFF. | ARR. | OFF. | ARR. | OFF. | ARR. | OFF. | ARR. | OFF. | ARR. | | |
| LINCOLN | LINCOLN SO | 1 | 20 | 23 | 0 | 0 | 0 | 0 | 2 | 1 | 0 | 0 | 9 | 8 | 0 | 0 | 0 | 0 | 1 | 1 | 0 | 0 | 2 | 1 | 1 | 0 | 5 | 12 | 59 | |
| LINCOLN | LINCOLN SO | 2 | 31 | 42 | 0 | 0 | 0 | 0 | 2 | 1 | 0 | 0 | 15 | 12 | 0 | 0 | 0 | 0 | 3 | 3 | 0 | 0 | 4 | 3 | 1 | 1 | 6 | 22 | 41 | |
| LINCOLN | LINCOLN SO | 3 | 53 | 24 | 0 | 0 | 1 | 0 | 14 | 7 | 0 | 0 | 12 | 9 | 0 | 0 | 0 | 0 | 0 | 0 | 0 | 0 | 0 | 0 | 2 | 0 | 24 | 8 | 85 | |
| LINCOLN | LINCOLN SO | 4 | 37 | 16 | 0 | 0 | 0 | 0 | 11 | 7 | 1 | 0 | 12 | 6 | 1 | 0 | 0 | 0 | 0 | 0 | 0 | 0 | 0 | 0 | 1 | 0 | 11 | 3 | 56 | |
| AGENCY TOTAL | | | 141 | 105 | 0 | 0 | 1 | 0 | 29 | 16 | 1 | 0 | 48 | 35 | 1 | 0 | 0 | 0 | 4 | 4 | 0 | 0 | 6 | 4 | 5 | 1 | 46 | 45 | 241 | |
| LINCOLN | LINCOLN CITY PD | 1 | 0 | 0 | | | | | | | | | | | | | | | | | | | | | | | | | | |
| LINCOLN | LINCOLN CITY PD | 2 | 0 | 0 | | | | | | | | | | | | | | | | | | | | | | | | | | |
| LINCOLN | LINCOLN CITY PD | 3 | 0 | 0 | | | | | | | | | | | | | | | | | | | | | | | | | | |
| LINCOLN | LINCOLN CITY PD | 4 | 0 | 0 | | | | | | | | | | | | | | | | | | | | | | | | | | |
| AGENCY TOTAL | | | 0 | 0 | 0 | 0 | 0 | 0 | 0 | 0 | 0 | 0 | 0 | 0 | 0 | 0 | 0 | 0 | 0 | 0 | 0 | 0 | 0 | 0 | 0 | 0 | 0 | 0 | 0 | |
| LINCOLN | NEWPORT PD | 1 | 62 | 46 | 0 | 0 | 1 | 0 | 11 | 12 | 0 | 0 | 11 | 10 | 1 | 1 | 1 | 0 | 4 | 1 | 0 | 0 | 6 | 5 | 15 | 9 | 12 | 8 | 0 | |
| LINCOLN | NEWPORT PD | 2 | 42 | 31 | 0 | 0 | 0 | 0 | 11 | 10 | 1 | 0 | 5 | 4 | 4 | 2 | 0 | 0 | 5 | 4 | 3 | 2 | 0 | 0 | 11 | 9 | 2 | 0 | 21 | |
| LINCOLN | NEWPORT PD | 3 | 40 | 28 | 0 | 0 | 1 | 0 | 5 | 4 | 0 | 0 | 18 | 15 | 2 | 2 | 0 | 0 | 2 | 2 | 0 | 0 | 1 | 1 | 8 | 3 | 3 | 1 | 58 | |
| LINCOLN | NEWPORT PD | 4 | 64 | 43 | 0 | 0 | 0 | 0 | 12 | 13 | 0 | 0 | 18 | 17 | 4 | 4 | 0 | 0 | 6 | 1 | 0 | 0 | 1 | 1 | 18 | 4 | 5 | 3 | 36 | |
| AGENCY TOTAL | | | 208 | 148 | 0 | 0 | 2 | 0 | 39 | 39 | 1 | 0 | 52 | 46 | 11 | 9 | 1 | 0 | 17 | 8 | 3 | 2 | 8 | 7 | 52 | 25 | 22 | 12 | 115 | |
| LINCOLN | TOLEDO PD | 1 | 0 | 0 | | | | | | | | | | | | | | | | | | | | | | | | | | |
| LINCOLN | TOLEDO PD | 2 | 0 | 0 | | | | | | | | | | | | | | | | | | | | | | | | | | |
| LINCOLN | TOLEDO PD | 3 | 0 | 0 | | | | | | | | | | | | | | | | | | | | | | | | | | |
| LINCOLN | TOLEDO PD | 4 | 0 | 0 | | | | | | | | | | | | | | | | | | | | | | | | | | |
| AGENCY TOTAL | | | 0 | 0 | 0 | 0 | 0 | 0 | 0 | 0 | 0 | 0 | 0 | 0 | 0 | 0 | 0 | 0 | 0 | 0 | 0 | 0 | 0 | 0 | 0 | 0 | 0 | 0 | 0 | |
| LINCOLN | OSP LINCOLN | 1 | 0 | 0 | 0 | 0 | 0 | 0 | 0 | 0 | 0 | 0 | 0 | 0 | 0 | 0 | 0 | 0 | 0 | 0 | 0 | 0 | 0 | 0 | 0 | 0 | 0 | 0 | 0 | 0 |
| LINCOLN | OSP LINCOLN | 2 | 5 | 4 | 0 | 0 | 0 | 0 | 3 | 1 | 0 | 0 | 2 | 3 | 0 | 0 | 0 | 0 | 0 | 0 | 0 | 0 | 0 | 0 | 0 | 0 | 0 | 0 | 0 | 8 |
| LINCOLN | OSP LINCOLN | 3 | 1 | 1 | 0 | 0 | 0 | 0 | 0 | 0 | 0 | 0 | 1 | 1 | 0 | 0 | 0 | 0 | 0 | 0 | 0 | 0 | 0 | 0 | 0 | 0 | 0 | 0 | 0 | 4 |
| LINCOLN | OSP LINCOLN | 4 | 1 | 1 | 0 | 0 | 0 | 0 | 0 | 0 | 0 | 0 | 0 | 0 | 0 | 0 | 0 | 0 | 0 | 0 | 0 | 0 | 0 | 0 | 0 | 0 | 1 | 1 | 4 | |
| AGENCY TOTAL | | | 7 | 6 | 0 | 0 | 0 | 0 | 3 | 1 | 0 | 0 | 3 | 4 | 0 | 0 | 0 | 0 | 0 | 0 | 0 | 0 | 0 | 0 | 0 | 0 | 1 | 1 | 16 | |
| 1st QTR COUNTY TOTAL | | | 82 | 69 | 0 | 0 | 1 | 0 | 13 | 13 | 0 | 0 | 20 | 18 | 1 | 1 | 1 | 0 | 5 | 2 | 0 | 0 | 8 | 6 | 16 | 9 | 17 | 20 | 59 | |
| 2nd QTR COUNTY TOTAL | | | 78 | 77 | 0 | 0 | 0 | 0 | 16 | 12 | 1 | 0 | 22 | 19 | 4 | 2 | 0 | 0 | 8 | 7 | 3 | 2 | 4 | 3 | 12 | 10 | 8 | 22 | 70 | |
| 3rd QTR COUNTY TOTAL | | | 94 | 53 | 0 | 0 | 2 | 0 | 19 | 11 | 0 | 0 | 31 | 25 | 2 | 2 | 0 | 0 | 2 | 2 | 0 | 0 | 1 | 1 | 10 | 3 | 27 | 9 | 147 | |
| 4th QTR COUNTY TOTAL | | | 102 | 60 | 0 | 0 | 0 | 0 | 23 | 20 | 1 | 0 | 30 | 23 | 5 | 4 | 0 | 0 | 6 | 1 | 0 | 0 | 1 | 1 | 19 | 4 | 17 | 7 | 96 | |
| LINCOLN COUNTY GRAND TOTAL | | | 356 | 259 | 0 | 0 | 3 | 0 | 71 | 56 | 2 | 0 | 103 | 85 | 12 | 9 | 1 | 0 | 21 | 12 | 3 | 2 | 14 | 11 | 57 | 26 | 69 | 58 | 372 | |

*Zeros (0) indicate that no offenses or arrests for a particular crime type were reported to law enforcement.
 Blank lines (no numbers or zeros (0)) indicate that a law enforcement agency did not submit data to the Oregon Uniform Crime Reporting program.

2003 DOMESTIC DISTURBANCES BY AGENCY*, COUNTY AND STATE

| COUNTY | AGENCY | QTR | TOTAL | | HOMICIDE | | RAPE | | AGG.ASSLT. | | BURGLARY | | SIMP. ASSLT. | | VANDALISM | | OTH SEX CRIM | | DIS. COND. | | TRESPASS | | CRIM. THREAT | | ALL OTHER | | RESTRN. ORD. | | NON-CRIM OFFENSE |
|--------------------------------|---------------|-----|------------|------------|----------|----------|----------|----------|------------|----------|----------|----------|--------------|------------|-----------|-----------|--------------|----------|------------|-----------|----------|----------|--------------|----------|-----------|-----------|--------------|-----------|------------------|
| | | | OFF. | ARR. | OFF. | ARR. | OFF. | ARR. | OFF. | ARR. | OFF. | ARR. | OFF. | ARR. | OFF. | ARR. | OFF. | ARR. | OFF. | ARR. | OFF. | ARR. | OFF. | ARR. | OFF. | ARR. | OFF. | ARR. | |
| LINN | LINN SO | 1 | 55 | 21 | 0 | 0 | 0 | 0 | 0 | 0 | 0 | 0 | 21 | 14 | 0 | 0 | 0 | 0 | 2 | 1 | 0 | 0 | 0 | 0 | 2 | 0 | 30 | 6 | 49 |
| LINN | LINN SO | 2 | 80 | 34 | 0 | 0 | 0 | 0 | 0 | 0 | 0 | 0 | 29 | 24 | 0 | 0 | 0 | 0 | 2 | 1 | 0 | 0 | 0 | 0 | 4 | 1 | 45 | 8 | 69 |
| LINN | LINN SO | 3 | 73 | 41 | 0 | 0 | 0 | 0 | 0 | 0 | 0 | 0 | 38 | 30 | 0 | 0 | 0 | 0 | 1 | 0 | 0 | 0 | 0 | 0 | 5 | 2 | 29 | 9 | 97 |
| LINN | LINN SO | 4 | 58 | 35 | 0 | 0 | 0 | 0 | 0 | 0 | 0 | 0 | 26 | 23 | 0 | 0 | 0 | 0 | 7 | 3 | 0 | 0 | 0 | 0 | 7 | 3 | 18 | 6 | 57 |
| AGENCY TOTAL | | | 266 | 131 | 0 | 0 | 0 | 0 | 0 | 0 | 0 | 0 | 114 | 91 | 0 | 0 | 0 | 0 | 12 | 5 | 0 | 0 | 0 | 0 | 18 | 6 | 122 | 29 | 272 |
| LINN | ALBANY PD | 1 | 87 | 29 | 0 | 0 | 0 | 0 | 0 | 0 | 0 | 0 | 50 | 17 | 0 | 0 | 0 | 0 | 0 | 0 | 0 | 0 | 0 | 0 | 0 | 0 | 37 | 12 | 139 |
| LINN | ALBANY PD | 2 | 84 | 22 | 0 | 0 | 0 | 0 | 0 | 0 | 0 | 0 | 38 | 10 | 0 | 0 | 0 | 0 | 0 | 0 | 0 | 0 | 0 | 0 | 0 | 0 | 46 | 12 | 144 |
| LINN | ALBANY PD | 3 | 109 | 32 | 0 | 0 | 0 | 0 | 0 | 0 | 0 | 0 | 64 | 19 | 0 | 0 | 0 | 0 | 0 | 0 | 0 | 0 | 0 | 0 | 0 | 0 | 45 | 13 | 138 |
| LINN | ALBANY PD | 4 | 81 | 25 | 0 | 0 | 0 | 0 | 0 | 0 | 0 | 0 | 43 | 15 | 0 | 0 | 0 | 0 | 0 | 0 | 0 | 0 | 0 | 0 | 0 | 0 | 38 | 10 | 103 |
| AGENCY TOTAL | | | 361 | 108 | 0 | 0 | 0 | 0 | 0 | 0 | 0 | 0 | 195 | 61 | 0 | 0 | 0 | 0 | 0 | 0 | 0 | 0 | 0 | 0 | 0 | 0 | 166 | 47 | 524 |
| LINN | LEBANON PD | 1 | 24 | 19 | 0 | 0 | 0 | 0 | 1 | 1 | 0 | 0 | 15 | 13 | 1 | 1 | 0 | 0 | 1 | 1 | 0 | 0 | 0 | 0 | 0 | 0 | 6 | 3 | 50 |
| LINN | LEBANON PD | 2 | 31 | 21 | 0 | 0 | 0 | 0 | 4 | 4 | 0 | 0 | 13 | 12 | 0 | 0 | 0 | 0 | 4 | 3 | 0 | 0 | 0 | 0 | 2 | 1 | 8 | 1 | 56 |
| LINN | LEBANON PD | 3 | 25 | 18 | 0 | 0 | 0 | 0 | 1 | 1 | 0 | 0 | 14 | 12 | 0 | 0 | 0 | 0 | 0 | 0 | 0 | 0 | 0 | 0 | 0 | 0 | 10 | 5 | 62 |
| LINN | LEBANON PD | 4 | 34 | 22 | 0 | 0 | 0 | 0 | 2 | 1 | 0 | 0 | 0 | 0 | 14 | 12 | 0 | 0 | 2 | 2 | 0 | 0 | 0 | 0 | 3 | 2 | 13 | 5 | 72 |
| AGENCY TOTAL | | | 114 | 80 | 0 | 0 | 0 | 0 | 8 | 7 | 0 | 0 | 42 | 37 | 15 | 13 | 0 | 0 | 7 | 6 | 0 | 0 | 0 | 0 | 5 | 3 | 37 | 14 | 240 |
| LINN | SWEET HOME PD | 1 | 0 | 0 | | | | | | | | | | | | | | | | | | | | | | | | | |
| LINN | SWEET HOME PD | 2 | 0 | 0 | | | | | | | | | | | | | | | | | | | | | | | | | |
| LINN | SWEET HOME PD | 3 | 0 | 0 | | | | | | | | | | | | | | | | | | | | | | | | | |
| LINN | SWEET HOME PD | 4 | 0 | 0 | | | | | | | | | | | | | | | | | | | | | | | | | |
| AGENCY TOTAL | | | 0 | 0 | 0 | 0 | 0 | 0 | 0 | 0 | 0 | 0 | 0 | 0 | 0 | 0 | 0 | 0 | 0 | 0 | 0 | 0 | 0 | 0 | 0 | 0 | 0 | 0 | 0 |
| LINN | OSP LINN | 1 | 1 | 1 | 0 | 0 | 0 | 0 | 0 | 0 | 0 | 0 | 1 | 0 | 0 | 0 | 0 | 0 | 0 | 0 | 0 | 0 | 0 | 0 | 0 | 1 | 0 | 0 | 0 |
| LINN | OSP LINN | 2 | 2 | 2 | 0 | 0 | 0 | 0 | 1 | 1 | 0 | 0 | 1 | 1 | 0 | 0 | 0 | 0 | 0 | 0 | 0 | 0 | 0 | 0 | 0 | 0 | 0 | 0 | 3 |
| LINN | OSP LINN | 3 | 2 | 2 | 0 | 0 | 0 | 0 | 0 | 0 | 0 | 0 | 1 | 1 | 0 | 0 | 0 | 0 | 0 | 0 | 0 | 0 | 0 | 0 | 0 | 0 | 1 | 1 | 6 |
| LINN | OSP LINN | 4 | 1 | 1 | 0 | 0 | 0 | 0 | 0 | 0 | 0 | 0 | 0 | 0 | 0 | 0 | 0 | 0 | 0 | 0 | 0 | 0 | 0 | 0 | 0 | 0 | 1 | 1 | 1 |
| AGENCY TOTAL | | | 6 | 6 | 0 | 0 | 0 | 0 | 1 | 1 | 0 | 0 | 3 | 2 | 0 | 0 | 0 | 0 | 0 | 0 | 0 | 0 | 0 | 0 | 0 | 0 | 1 | 2 | 10 |
| 1st QTR COUNTY TOTAL | | | 167 | 70 | 0 | 0 | 0 | 0 | 1 | 1 | 0 | 0 | 87 | 44 | 1 | 1 | 0 | 0 | 3 | 2 | 0 | 0 | 0 | 0 | 2 | 1 | 73 | 21 | 238 |
| 2nd QTR COUNTY TOTAL | | | 197 | 79 | 0 | 0 | 0 | 0 | 5 | 5 | 0 | 0 | 81 | 47 | 0 | 0 | 0 | 0 | 6 | 4 | 0 | 0 | 0 | 0 | 6 | 2 | 99 | 21 | 272 |
| 3rd QTR COUNTY TOTAL | | | 209 | 93 | 0 | 0 | 0 | 0 | 1 | 1 | 0 | 0 | 117 | 62 | 0 | 0 | 0 | 0 | 1 | 0 | 0 | 0 | 0 | 0 | 5 | 2 | 85 | 28 | 303 |
| 4th QTR COUNTY TOTAL | | | 174 | 83 | 0 | 0 | 0 | 0 | 2 | 1 | 0 | 0 | 69 | 38 | 14 | 12 | 0 | 0 | 9 | 5 | 0 | 0 | 0 | 0 | 10 | 5 | 70 | 22 | 233 |
| LINN COUNTY GRAND TOTAL | | | 747 | 325 | 0 | 0 | 0 | 0 | 9 | 8 | 0 | 0 | 354 | 191 | 15 | 13 | 0 | 0 | 19 | 11 | 0 | 0 | 0 | 0 | 23 | 10 | 327 | 92 | 1046 |

*Zeros (0) indicate that no offenses or arrests for a particular crime type were reported to law enforcement.
 Blank lines (no numbers or zeros (0)) indicate that a law enforcement agency did not submit data to the Oregon Uniform Crime Reporting program.

2003 DOMESTIC DISTURBANCES BY AGENCY*, COUNTY AND STATE

| COUNTY | AGENCY | QTR | TOTAL | | HOMICIDE | | RAPE | | AGG.ASSLT. | | BURGLARY | | SIMP. ASSLT. | | VANDALISM | | OTH SEX CRIM | | DIS. COND. | | TRESPASS | | CRIM. THREAT | | ALL OTHER | | RESTRN. ORD. | | NON-CRIM OFFENSE | |
|-----------------------------------|-------------|-----|------------|------------|----------|----------|----------|----------|------------|----------|----------|----------|--------------|-----------|-----------|----------|--------------|----------|------------|-----------|----------|----------|--------------|-----------|-----------|----------|--------------|-----------|------------------|----------|
| | | | OFF. | ARR. | OFF. | ARR. | OFF. | ARR. | OFF. | ARR. | OFF. | ARR. | OFF. | ARR. | OFF. | ARR. | OFF. | ARR. | OFF. | ARR. | OFF. | ARR. | OFF. | ARR. | OFF. | ARR. | OFF. | ARR. | | |
| MALHEUR | MALHEUR SO | 1 | 21 | 12 | 0 | 0 | 0 | 0 | 1 | 1 | 0 | 0 | 7 | 3 | 0 | 0 | 0 | 0 | 12 | 7 | 0 | 0 | 1 | 1 | 0 | 0 | 0 | 0 | 9 | |
| MALHEUR | MALHEUR SO | 2 | 17 | 8 | 0 | 0 | 0 | 0 | 0 | 0 | 0 | 0 | 11 | 6 | 0 | 0 | 0 | 0 | 5 | 1 | 0 | 0 | 0 | 0 | 1 | 0 | 0 | 1 | 5 | |
| MALHEUR | MALHEUR SO | 3 | 24 | 17 | 0 | 0 | 0 | 0 | 0 | 0 | 0 | 0 | 17 | 14 | 0 | 0 | 0 | 0 | 3 | 2 | 0 | 0 | 0 | 0 | 1 | 1 | 3 | 0 | 0 | |
| MALHEUR | MALHEUR SO | 4 | 21 | 12 | 0 | 0 | 0 | 0 | 0 | 0 | 0 | 0 | 10 | 4 | 0 | 0 | 0 | 0 | 9 | 6 | 0 | 0 | 1 | 1 | 0 | 0 | 1 | 1 | 9 | |
| AGENCY TOTAL | | | 83 | 49 | 0 | 0 | 0 | 0 | 1 | 1 | 0 | 0 | 45 | 27 | 0 | 0 | 0 | 0 | 29 | 16 | 0 | 0 | 2 | 2 | 2 | 1 | 4 | 2 | 23 | |
| MALHEUR | NYSSA PD | 1 | 0 | 0 | | | | | | | | | | | | | | | | | | | | | | | | | | |
| MALHEUR | NYSSA PD | 2 | 0 | 0 | | | | | | | | | | | | | | | | | | | | | | | | | | |
| MALHEUR | NYSSA PD | 3 | 0 | 0 | | | | | | | | | | | | | | | | | | | | | | | | | | |
| MALHEUR | NYSSA PD | 4 | 0 | 0 | | | | | | | | | | | | | | | | | | | | | | | | | | |
| AGENCY TOTAL | | | 0 | 0 | 0 | 0 | 0 | 0 | 0 | 0 | 0 | 0 | 0 | 0 | 0 | 0 | 0 | 0 | 0 | 0 | 0 | 0 | 0 | 0 | 0 | 0 | 0 | 0 | 0 | 0 |
| MALHEUR | ONTARIO PD | 1 | 28 | 16 | 0 | 0 | 0 | 0 | 0 | 0 | 0 | 0 | 10 | 7 | 0 | 0 | 0 | 0 | 9 | 6 | 0 | 0 | 0 | 0 | 0 | 0 | 9 | 3 | 35 | |
| MALHEUR | ONTARIO PD | 2 | 61 | 40 | 0 | 0 | 0 | 0 | 0 | 0 | 0 | 0 | 19 | 13 | 0 | 0 | 0 | 0 | 23 | 18 | 0 | 0 | 7 | 6 | 0 | 0 | 12 | 3 | 32 | |
| MALHEUR | ONTARIO PD | 3 | 39 | 21 | 0 | 0 | 0 | 0 | 0 | 0 | 0 | 0 | 12 | 7 | 0 | 0 | 0 | 0 | 13 | 8 | 0 | 0 | 4 | 3 | 0 | 0 | 10 | 3 | 31 | |
| MALHEUR | ONTARIO PD | 4 | 42 | 31 | 0 | 0 | 0 | 0 | 0 | 0 | 0 | 0 | 16 | 12 | 0 | 0 | 0 | 0 | 18 | 15 | 0 | 0 | 3 | 3 | 0 | 0 | 5 | 1 | 44 | |
| AGENCY TOTAL | | | 170 | 108 | 0 | 0 | 0 | 0 | 0 | 0 | 0 | 0 | 57 | 39 | 0 | 0 | 0 | 0 | 63 | 47 | 0 | 0 | 14 | 12 | 0 | 0 | 36 | 10 | 142 | |
| MALHEUR | OSP MALHEUR | 1 | 1 | 1 | 0 | 0 | 0 | 0 | 0 | 0 | 0 | 0 | 1 | 1 | 0 | 0 | 0 | 0 | 0 | 0 | 0 | 0 | 0 | 0 | 0 | 0 | 0 | 0 | 0 | 4 |
| MALHEUR | OSP MALHEUR | 2 | 3 | 2 | 0 | 0 | 0 | 0 | 0 | 0 | 0 | 0 | 2 | 1 | 0 | 0 | 0 | 0 | 0 | 0 | 0 | 0 | 0 | 0 | 0 | 0 | 1 | 1 | 2 | |
| MALHEUR | OSP MALHEUR | 3 | 1 | 1 | 0 | 0 | 0 | 0 | 0 | 0 | 0 | 0 | 1 | 1 | 0 | 0 | 0 | 0 | 0 | 0 | 0 | 0 | 0 | 0 | 0 | 0 | 0 | 0 | 0 | 5 |
| MALHEUR | OSP MALHEUR | 4 | 1 | 1 | 0 | 0 | 0 | 0 | 0 | 0 | 0 | 0 | 1 | 1 | 0 | 0 | 0 | 0 | 0 | 0 | 0 | 0 | 0 | 0 | 0 | 0 | 0 | 0 | 0 | 2 |
| AGENCY TOTAL | | | 6 | 5 | 0 | 0 | 0 | 0 | 0 | 0 | 0 | 0 | 5 | 4 | 0 | 0 | 0 | 0 | 0 | 0 | 0 | 0 | 0 | 0 | 0 | 0 | 1 | 1 | 13 | |
| 1st QTR COUNTY TOTAL | | | 50 | 29 | 0 | 0 | 0 | 0 | 1 | 1 | 0 | 0 | 18 | 11 | 0 | 0 | 0 | 0 | 21 | 13 | 0 | 0 | 1 | 1 | 0 | 0 | 9 | 3 | 48 | |
| 2nd QTR COUNTY TOTAL | | | 81 | 50 | 0 | 0 | 0 | 0 | 0 | 0 | 0 | 0 | 32 | 20 | 0 | 0 | 0 | 0 | 28 | 19 | 0 | 0 | 7 | 6 | 1 | 0 | 13 | 5 | 39 | |
| 3rd QTR COUNTY TOTAL | | | 64 | 39 | 0 | 0 | 0 | 0 | 0 | 0 | 0 | 0 | 30 | 22 | 0 | 0 | 0 | 0 | 16 | 10 | 0 | 0 | 4 | 3 | 1 | 1 | 13 | 3 | 36 | |
| 4th QTR COUNTY TOTAL | | | 64 | 44 | 0 | 0 | 0 | 0 | 0 | 0 | 0 | 0 | 27 | 17 | 0 | 0 | 0 | 0 | 27 | 21 | 0 | 0 | 4 | 4 | 0 | 0 | 6 | 2 | 55 | |
| MALHEUR COUNTY GRAND TOTAL | | | 259 | 162 | 0 | 0 | 0 | 0 | 1 | 1 | 0 | 0 | 107 | 70 | 0 | 0 | 0 | 0 | 92 | 63 | 0 | 0 | 16 | 14 | 2 | 1 | 41 | 13 | 178 | |

*Zeros (0) indicate that no offenses or arrests for a particular crime type were reported to law enforcement.
Blank lines (no numbers or zeros (0)) indicate that a law enforcement agency did not submit data to the Oregon Uniform Crime Reporting program.

2003 DOMESTIC DISTURBANCES BY AGENCY*, COUNTY AND STATE

| COUNTY | AGENCY | QTR | TOTAL | | HOMICIDE | | RAPE | | AGG.ASSLT. | | BURGLARY | | SIMP. ASSLT. | | VANDALISM | | OTH SEX CRIM | | DIS. COND. | | TRESPASS | | CRIM. THREAT | | ALL OTHER | | RESTRN. ORD. | | NON-CRIM OFFENSE | |
|--------|---------------------|-----|-----------|-----------|----------|----------|----------|----------|------------|----------|----------|-----------|--------------|----------|-----------|----------|--------------|----------|------------|----------|----------|----------|--------------|----------|-----------|----------|--------------|----------|------------------|----------|
| | | | OFF. | ARR. | OFF. | ARR. | OFF. | ARR. | OFF. | ARR. | OFF. | ARR. | OFF. | ARR. | OFF. | ARR. | OFF. | ARR. | OFF. | ARR. | OFF. | ARR. | OFF. | ARR. | OFF. | ARR. | | | | |
| MARION | MARION SO | 1 | 0 | 0 | | | | | | | | | | | | | | | | | | | | | | | | | | |
| MARION | MARION SO | 2 | 0 | 0 | | | | | | | | | | | | | | | | | | | | | | | | | | |
| MARION | MARION SO | 3 | 0 | 0 | | | | | | | | | | | | | | | | | | | | | | | | | | |
| MARION | MARION SO | 4 | 0 | 0 | | | | | | | | | | | | | | | | | | | | | | | | | | |
| | AGENCY TOTAL | | 0 | 0 | 0 | 0 | 0 | 0 | 0 | 0 | 0 | 0 | 0 | 0 | 0 | 0 | 0 | 0 | 0 | 0 | 0 | 0 | 0 | 0 | 0 | 0 | 0 | 0 | 0 | 0 |
| MARION | SALEM PD | 1 | 0 | 0 | | | | | | | | | | | | | | | | | | | | | | | | | | |
| MARION | SALEM PD | 2 | 0 | 0 | | | | | | | | | | | | | | | | | | | | | | | | | | |
| MARION | SALEM PD | 3 | 0 | 0 | | | | | | | | | | | | | | | | | | | | | | | | | | |
| MARION | SALEM PD | 4 | 0 | 0 | | | | | | | | | | | | | | | | | | | | | | | | | | |
| | AGENCY TOTAL | | 0 | 0 | 0 | 0 | 0 | 0 | 0 | 0 | 0 | 0 | 0 | 0 | 0 | 0 | 0 | 0 | 0 | 0 | 0 | 0 | 0 | 0 | 0 | 0 | 0 | 0 | 0 | 0 |
| MARION | SILVERTON PD | 1 | 0 | 0 | | | | | | | | | | | | | | | | | | | | | | | | | | |
| MARION | SILVERTON PD | 2 | 0 | 0 | | | | | | | | | | | | | | | | | | | | | | | | | | |
| MARION | SILVERTON PD | 3 | 0 | 0 | | | | | | | | | | | | | | | | | | | | | | | | | | |
| MARION | SILVERTON PD | 4 | 0 | 0 | | | | | | | | | | | | | | | | | | | | | | | | | | |
| | AGENCY TOTAL | | 0 | 0 | 0 | 0 | 0 | 0 | 0 | 0 | 0 | 0 | 0 | 0 | 0 | 0 | 0 | 0 | 0 | 0 | 0 | 0 | 0 | 0 | 0 | 0 | 0 | 0 | 0 | 0 |
| MARION | STAYTON PD | 1 | 0 | 0 | | | | | | | | | | | | | | | | | | | | | | | | | | |
| MARION | STAYTON PD | 2 | 0 | 0 | | | | | | | | | | | | | | | | | | | | | | | | | | |
| MARION | STAYTON PD | 3 | 0 | 0 | | | | | | | | | | | | | | | | | | | | | | | | | | |
| MARION | STAYTON PD | 4 | 0 | 0 | | | | | | | | | | | | | | | | | | | | | | | | | | |
| | AGENCY TOTAL | | 0 | 0 | 0 | 0 | 0 | 0 | 0 | 0 | 0 | 0 | 0 | 0 | 0 | 0 | 0 | 0 | 0 | 0 | 0 | 0 | 0 | 0 | 0 | 0 | 0 | 0 | 0 | 0 |
| MARION | WOODBURN PD | 1 | 4 | 4 | 0 | 0 | 0 | 0 | 0 | 0 | 0 | 4 | 4 | 0 | 0 | 0 | 0 | 0 | 0 | 0 | 0 | 0 | 0 | 0 | 0 | 0 | 0 | 0 | 0 | 0 |
| MARION | WOODBURN PD | 2 | 7 | 6 | 0 | 0 | 0 | 0 | 0 | 0 | 0 | 7 | 6 | 0 | 0 | 0 | 0 | 0 | 0 | 0 | 0 | 0 | 0 | 0 | 0 | 0 | 0 | 0 | 0 | 0 |
| MARION | WOODBURN PD | 3 | 13 | 9 | 0 | 0 | 0 | 0 | 1 | 1 | 0 | 11 | 7 | 0 | 0 | 0 | 0 | 0 | 0 | 0 | 0 | 0 | 0 | 1 | 1 | 0 | 0 | 0 | 0 | |
| MARION | WOODBURN PD | 4 | 18 | 17 | 0 | 0 | 0 | 0 | 0 | 0 | 0 | 15 | 16 | 0 | 0 | 0 | 0 | 0 | 0 | 0 | 0 | 0 | 3 | 1 | 0 | 0 | 0 | 0 | 0 | |
| | AGENCY TOTAL | | 42 | 36 | 0 | 0 | 0 | 0 | 1 | 1 | 0 | 37 | 33 | 0 | 0 | 0 | 0 | 0 | 0 | 0 | 0 | 0 | 4 | 2 | 0 | 0 | 0 | 0 | 0 | |
| MARION | GERVAIS PD | 1 | 0 | 0 | | | | | | | | | | | | | | | | | | | | | | | | | | |
| MARION | GERVAIS PD | 2 | 0 | 0 | | | | | | | | | | | | | | | | | | | | | | | | | | |
| MARION | GERVAIS PD | 3 | 0 | 0 | | | | | | | | | | | | | | | | | | | | | | | | | | |
| MARION | GERVAIS PD | 4 | 0 | 0 | | | | | | | | | | | | | | | | | | | | | | | | | | |
| | AGENCY TOTAL | | 0 | 0 | 0 | 0 | 0 | 0 | 0 | 0 | 0 | 0 | 0 | 0 | 0 | 0 | 0 | 0 | 0 | 0 | 0 | 0 | 0 | 0 | 0 | 0 | 0 | 0 | 0 | 0 |
| MARION | HUBBARD PD | 1 | 0 | 0 | 0 | 0 | 0 | 0 | 0 | 0 | 0 | 0 | 0 | 0 | 0 | 0 | 0 | 0 | 0 | 0 | 0 | 0 | 0 | 0 | 0 | 0 | 0 | 0 | 0 | 0 |
| MARION | HUBBARD PD | 2 | 0 | 0 | 0 | 0 | 0 | 0 | 0 | 0 | 0 | 0 | 0 | 0 | 0 | 0 | 0 | 0 | 0 | 0 | 0 | 0 | 0 | 0 | 0 | 0 | 0 | 0 | 0 | 0 |
| MARION | HUBBARD PD | 3 | 2 | 2 | 0 | 0 | 0 | 0 | 0 | 0 | 0 | 2 | 2 | 0 | 0 | 0 | 0 | 0 | 0 | 0 | 0 | 0 | 0 | 0 | 0 | 0 | 0 | 0 | 0 | 0 |
| MARION | HUBBARD PD | 4 | 0 | 0 | 0 | 0 | 0 | 0 | 0 | 0 | 0 | 0 | 0 | 0 | 0 | 0 | 0 | 0 | 0 | 0 | 0 | 0 | 0 | 0 | 0 | 0 | 0 | 0 | 0 | 0 |
| | AGENCY TOTAL | | 2 | 2 | 0 | 0 | 0 | 0 | 0 | 0 | 0 | 2 | 2 | 0 | 0 | 0 | 0 | 0 | 0 | 0 | 0 | 0 | 0 | 0 | 0 | 0 | 0 | 0 | 0 | 0 |

*Zeros (0) indicate that no offenses or arrests for a particular crime type were reported to law enforcement.
 Blank lines (no numbers or zeros (0)) **ON THIS PAGE** indicate law enforcement agencies that submitted data to the Oregon Uniform Crime Reporting (OUCR) program, but OUCR was unable to produce a report from the data.

2003 DOMESTIC DISTURBANCES BY AGENCY*, COUNTY AND STATE

| COUNTY | AGENCY | QTR | TOTAL | | HOMICIDE | | RAPE | | AGG.ASSLT. | | BURGLARY | | SIMP. ASSLT. | | VANDALISM | | OTH SEX CRIM | | DIS. COND. | | TRESPASS | | CRIM. THREAT | | ALL OTHER | | RESTRN. ORD. | | NON-CRIM OFFENSE | |
|----------------------------------|--------------|-----|-----------|-----------|----------|----------|----------|----------|------------|----------|----------|----------|--------------|-----------|-----------|----------|--------------|----------|------------|----------|----------|----------|--------------|----------|-----------|----------|--------------|-----------|------------------|----------|
| | | | OFF. | ARR. | OFF. | ARR. | OFF. | ARR. | OFF. | ARR. | OFF. | ARR. | OFF. | ARR. | OFF. | ARR. | OFF. | ARR. | OFF. | ARR. | OFF. | ARR. | OFF. | ARR. | OFF. | ARR. | | | | |
| MARION | MT ANGEL PD | 1 | 0 | 0 | 0 | 0 | 0 | 0 | 0 | 0 | 0 | 0 | 0 | 0 | 0 | 0 | 0 | 0 | 0 | 0 | 0 | 0 | 0 | 0 | 0 | 0 | 0 | 0 | 0 | |
| MARION | MT ANGEL PD | 2 | 2 | 2 | 0 | 0 | 0 | 0 | 0 | 0 | 0 | 0 | 2 | 2 | 0 | 0 | 0 | 0 | 0 | 0 | 0 | 0 | 0 | 0 | 0 | 0 | 0 | 0 | 1 | |
| MARION | MT ANGEL PD | 3 | 4 | 2 | 0 | 0 | 0 | 0 | 0 | 0 | 0 | 0 | 2 | 2 | 0 | 0 | 0 | 0 | 2 | 0 | 0 | 0 | 0 | 0 | 0 | 0 | 0 | 0 | 1 | |
| MARION | MT ANGEL PD | 4 | 1 | 0 | 0 | 0 | 0 | 0 | 0 | 0 | 0 | 0 | 1 | 0 | 0 | 0 | 0 | 0 | 0 | 0 | 0 | 0 | 0 | 0 | 0 | 0 | 0 | 0 | 2 | |
| AGENCY TOTAL | | | 7 | 4 | 0 | 0 | 0 | 0 | 0 | 0 | 0 | 0 | 5 | 4 | 0 | 0 | 0 | 0 | 2 | 0 | 0 | 0 | 0 | 0 | 0 | 0 | 0 | 0 | 4 | |
| MARION | TURNER PD | 1 | 7 | 3 | 0 | 0 | 0 | 0 | 0 | 0 | 0 | 0 | 2 | 2 | 0 | 0 | 0 | 0 | 0 | 0 | 0 | 0 | 1 | 0 | 4 | 1 | 0 | 0 | 4 | |
| MARION | TURNER PD | 2 | 6 | 3 | 0 | 0 | 0 | 0 | 0 | 0 | 0 | 0 | 1 | 0 | 0 | 0 | 0 | 0 | 1 | 1 | 0 | 0 | 0 | 0 | 3 | 1 | 1 | 1 | 3 | |
| MARION | TURNER PD | 3 | 6 | 3 | 0 | 0 | 0 | 0 | 0 | 0 | 0 | 0 | 1 | 1 | 0 | 0 | 0 | 0 | 0 | 0 | 0 | 0 | 0 | 0 | 5 | 2 | 0 | 0 | 3 | |
| MARION | TURNER PD | 4 | 8 | 1 | 0 | 0 | 0 | 0 | 0 | 0 | 0 | 0 | 1 | 1 | 0 | 0 | 0 | 0 | 1 | 0 | 0 | 0 | 0 | 0 | 6 | 0 | 0 | 0 | 7 | |
| AGENCY TOTAL | | | 27 | 10 | 0 | 0 | 0 | 0 | 0 | 0 | 0 | 0 | 5 | 4 | 0 | 0 | 0 | 0 | 2 | 1 | 0 | 0 | 1 | 0 | 18 | 4 | 1 | 1 | 17 | |
| MARION | AUMSVILLE PD | 1 | 0 | 0 | | | | | | | | | | | | | | | | | | | | | | | | | | |
| MARION | AUMSVILLE PD | 2 | 0 | 0 | | | | | | | | | | | | | | | | | | | | | | | | | | |
| MARION | AUMSVILLE PD | 3 | 0 | 0 | | | | | | | | | | | | | | | | | | | | | | | | | | |
| MARION | AUMSVILLE PD | 4 | 0 | 0 | | | | | | | | | | | | | | | | | | | | | | | | | | |
| AGENCY TOTAL | | | 0 | 0 | 0 | 0 | 0 | 0 | 0 | 0 | 0 | 0 | 0 | 0 | 0 | 0 | 0 | 0 | 0 | 0 | 0 | 0 | 0 | 0 | 0 | 0 | 0 | 0 | 0 | 0 |
| MARION | AURORA PD | 1 | 0 | 0 | | | | | | | | | | | | | | | | | | | | | | | | | | |
| MARION | AURORA PD | 2 | 0 | 0 | | | | | | | | | | | | | | | | | | | | | | | | | | |
| MARION | AURORA PD | 3 | 0 | 0 | | | | | | | | | | | | | | | | | | | | | | | | | | |
| MARION | AURORA PD | 4 | 0 | 0 | | | | | | | | | | | | | | | | | | | | | | | | | | |
| AGENCY TOTAL | | | 0 | 0 | 0 | 0 | 0 | 0 | 0 | 0 | 0 | 0 | 0 | 0 | 0 | 0 | 0 | 0 | 0 | 0 | 0 | 0 | 0 | 0 | 0 | 0 | 0 | 0 | 0 | 0 |
| MARION | KEIZER PD | 1 | 0 | 0 | | | | | | | | | | | | | | | | | | | | | | | | | | |
| MARION | KEIZER PD | 2 | 0 | 0 | | | | | | | | | | | | | | | | | | | | | | | | | | |
| MARION | KEIZER PD | 3 | 0 | 0 | | | | | | | | | | | | | | | | | | | | | | | | | | |
| MARION | KEIZER PD | 4 | 0 | 0 | | | | | | | | | | | | | | | | | | | | | | | | | | |
| AGENCY TOTAL | | | 0 | 0 | 0 | 0 | 0 | 0 | 0 | 0 | 0 | 0 | 0 | 0 | 0 | 0 | 0 | 0 | 0 | 0 | 0 | 0 | 0 | 0 | 0 | 0 | 0 | 0 | 0 | 0 |
| MARION | OSP MARION | 1 | 5 | 2 | 1 | 0 | 0 | 0 | 0 | 0 | 0 | 0 | 1 | 0 | 0 | 0 | 0 | 0 | 0 | 0 | 0 | 0 | 0 | 0 | 0 | 0 | 3 | 2 | 9 | |
| MARION | OSP MARION | 2 | 1 | 1 | 0 | 0 | 0 | 0 | 0 | 0 | 0 | 0 | 0 | 0 | 0 | 0 | 0 | 0 | 0 | 0 | 0 | 0 | 0 | 0 | 0 | 0 | 1 | 1 | 12 | |
| MARION | OSP MARION | 3 | 4 | 2 | 0 | 0 | 0 | 0 | 0 | 0 | 0 | 0 | 3 | 2 | 0 | 0 | 0 | 0 | 0 | 0 | 0 | 0 | 0 | 0 | 0 | 0 | 1 | 0 | 10 | |
| MARION | OSP MARION | 4 | 1 | 1 | 0 | 0 | 0 | 0 | 0 | 0 | 0 | 0 | 0 | 0 | 0 | 0 | 0 | 0 | 0 | 0 | 0 | 0 | 0 | 0 | 0 | 0 | 1 | 1 | 7 | |
| AGENCY TOTAL | | | 11 | 6 | 1 | 0 | 0 | 0 | 0 | 0 | 0 | 0 | 4 | 2 | 0 | 0 | 0 | 0 | 0 | 0 | 0 | 0 | 0 | 0 | 0 | 0 | 6 | 4 | 38 | |
| 1st QTR COUNTY TOTAL | | | 16 | 9 | 1 | 0 | 0 | 0 | 0 | 0 | 0 | 0 | 7 | 6 | 0 | 0 | 0 | 0 | 0 | 0 | 0 | 1 | 0 | 4 | 1 | 3 | 2 | 13 | | |
| 2nd QTR COUNTY TOTAL | | | 16 | 12 | 0 | 0 | 0 | 0 | 0 | 0 | 0 | 0 | 10 | 8 | 0 | 0 | 0 | 0 | 1 | 1 | 0 | 0 | 0 | 0 | 3 | 1 | 2 | 2 | 16 | |
| 3rd QTR COUNTY TOTAL | | | 29 | 18 | 0 | 0 | 0 | 0 | 1 | 1 | 0 | 0 | 19 | 14 | 0 | 0 | 0 | 0 | 2 | 0 | 0 | 0 | 0 | 0 | 6 | 3 | 1 | 0 | 14 | |
| 4th QTR COUNTY TOTAL | | | 28 | 19 | 0 | 0 | 0 | 0 | 0 | 0 | 0 | 0 | 17 | 17 | 0 | 0 | 0 | 0 | 1 | 0 | 0 | 0 | 0 | 0 | 9 | 1 | 1 | 1 | 16 | |
| MARION COUNTY GRAND TOTAL | | | 89 | 58 | 1 | 0 | 0 | 0 | 1 | 1 | 0 | 0 | 53 | 45 | 0 | 0 | 0 | 0 | 4 | 1 | 0 | 0 | 1 | 0 | 22 | 6 | 7 | 5 | 59 | |

*Zeros (0) indicate that no offenses or arrests for a particular crime type were reported to law enforcement.
Blank lines (no numbers or zeros (0)) **ON THIS PAGE** indicate law enforcement agencies that submitted data to the Oregon Uniform Crime Reporting (OUCR) program, but OUCR was unable to produce a report from the data.

2003 DOMESTIC DISTURBANCES BY AGENCY*, COUNTY AND STATE

| COUNTY | AGENCY | QTR | TOTAL | | HOMICIDE | | RAPE | | AGG.ASSLT. | | BURGLARY | | SIMP. ASSLT. | | VANDALISM | | OTH SEX CRIM | | DIS. COND. | | TRESPASS | | CRIM. THREAT | | ALL OTHER | | RESTRN. ORD. | | NON-CRIM OFFENSE | |
|----------------------------------|-------------|-----|------------|-----------|----------|----------|----------|----------|------------|-----------|----------|----------|--------------|-----------|-----------|----------|--------------|----------|------------|-----------|----------|----------|--------------|----------|-----------|-----------|--------------|----------|------------------|----------|
| | | | OFF. | ARR. | OFF. | ARR. | OFF. | ARR. | OFF. | ARR. | OFF. | ARR. | OFF. | ARR. | OFF. | ARR. | OFF. | ARR. | OFF. | ARR. | OFF. | ARR. | OFF. | ARR. | OFF. | ARR. | OFF. | ARR. | | |
| MORROW | MORROW SO | 1 | 29 | 20 | 0 | 0 | 0 | 0 | 7 | 6 | 0 | 0 | 10 | 5 | 2 | 2 | 0 | 0 | 5 | 4 | 1 | 0 | 0 | 0 | 3 | 2 | 1 | 1 | 0 | |
| MORROW | MORROW SO | 2 | 32 | 28 | 0 | 0 | 0 | 0 | 12 | 11 | 0 | 0 | 10 | 7 | 0 | 0 | 0 | 0 | 5 | 5 | 0 | 0 | 0 | 0 | 4 | 4 | 1 | 1 | 3 | |
| MORROW | MORROW SO | 3 | 42 | 32 | 0 | 0 | 0 | 0 | 6 | 6 | 0 | 0 | 14 | 10 | 3 | 0 | 0 | 0 | 7 | 6 | 3 | 1 | 0 | 0 | 7 | 7 | 2 | 2 | 12 | |
| MORROW | MORROW SO | 4 | 24 | 14 | 0 | 0 | 0 | 0 | 6 | 3 | 0 | 0 | 8 | 4 | 1 | 1 | 0 | 0 | 2 | 2 | 0 | 0 | 0 | 0 | 6 | 3 | 1 | 1 | 10 | |
| AGENCY TOTAL | | | 127 | 94 | 0 | 0 | 0 | 0 | 31 | 26 | 0 | 0 | 42 | 26 | 6 | 3 | 0 | 0 | 19 | 17 | 4 | 1 | 0 | 0 | 20 | 16 | 5 | 5 | 25 | |
| MORROW | HEPPNER PD | 1 | 0 | 0 | | | | | | | | | | | | | | | | | | | | | | | | | | |
| MORROW | HEPPNER PD | 2 | 0 | 0 | | | | | | | | | | | | | | | | | | | | | | | | | | |
| MORROW | HEPPNER PD | 3 | 0 | 0 | | | | | | | | | | | | | | | | | | | | | | | | | | |
| MORROW | HEPPNER PD | 4 | 0 | 0 | | | | | | | | | | | | | | | | | | | | | | | | | | |
| AGENCY TOTAL | | | 0 | 0 | 0 | 0 | 0 | 0 | 0 | 0 | 0 | 0 | 0 | 0 | 0 | 0 | 0 | 0 | 0 | 0 | 0 | 0 | 0 | 0 | 0 | 0 | 0 | 0 | 0 | 0 |
| MORROW | BOARDMAN PD | 1 | 0 | 0 | | | | | | | | | | | | | | | | | | | | | | | | | | |
| MORROW | BOARDMAN PD | 2 | 0 | 0 | | | | | | | | | | | | | | | | | | | | | | | | | | |
| MORROW | BOARDMAN PD | 3 | 0 | 0 | | | | | | | | | | | | | | | | | | | | | | | | | | |
| MORROW | BOARDMAN PD | 4 | 0 | 0 | | | | | | | | | | | | | | | | | | | | | | | | | | |
| AGENCY TOTAL | | | 0 | 0 | 0 | 0 | 0 | 0 | 0 | 0 | 0 | 0 | 0 | 0 | 0 | 0 | 0 | 0 | 0 | 0 | 0 | 0 | 0 | 0 | 0 | 0 | 0 | 0 | 0 | 0 |
| MORROW | OSP MORROW | 1 | 0 | 0 | 0 | 0 | 0 | 0 | 0 | 0 | 0 | 0 | 0 | 0 | 0 | 0 | 0 | 0 | 0 | 0 | 0 | 0 | 0 | 0 | 0 | 0 | 0 | 0 | 0 | 1 |
| MORROW | OSP MORROW | 2 | 0 | 0 | 0 | 0 | 0 | 0 | 0 | 0 | 0 | 0 | 0 | 0 | 0 | 0 | 0 | 0 | 0 | 0 | 0 | 0 | 0 | 0 | 0 | 0 | 0 | 0 | 0 | 3 |
| MORROW | OSP MORROW | 3 | 1 | 1 | 0 | 0 | 0 | 0 | 0 | 0 | 0 | 0 | 1 | 1 | 0 | 0 | 0 | 0 | 0 | 0 | 0 | 0 | 0 | 0 | 0 | 0 | 0 | 0 | 0 | 2 |
| MORROW | OSP MORROW | 4 | 1 | 1 | 0 | 0 | 0 | 0 | 0 | 0 | 0 | 0 | 0 | 0 | 0 | 0 | 0 | 0 | 0 | 0 | 0 | 0 | 0 | 0 | 0 | 0 | 1 | 1 | 0 | |
| AGENCY TOTAL | | | 2 | 2 | 0 | 0 | 0 | 0 | 0 | 0 | 0 | 0 | 1 | 1 | 0 | 0 | 0 | 0 | 0 | 0 | 0 | 0 | 0 | 0 | 0 | 0 | 0 | 1 | 1 | 6 |
| 1st QTR COUNTY TOTAL | | | 29 | 20 | 0 | 0 | 0 | 0 | 7 | 6 | 0 | 0 | 10 | 5 | 2 | 2 | 0 | 0 | 5 | 4 | 1 | 0 | 0 | 0 | 3 | 2 | 1 | 1 | 1 | |
| 2nd QTR COUNTY TOTAL | | | 32 | 28 | 0 | 0 | 0 | 0 | 12 | 11 | 0 | 0 | 10 | 7 | 0 | 0 | 0 | 0 | 5 | 5 | 0 | 0 | 0 | 0 | 4 | 4 | 1 | 1 | 6 | |
| 3rd QTR COUNTY TOTAL | | | 43 | 33 | 0 | 0 | 0 | 0 | 6 | 6 | 0 | 0 | 15 | 11 | 3 | 0 | 0 | 0 | 7 | 6 | 3 | 1 | 0 | 0 | 7 | 7 | 2 | 2 | 14 | |
| 4th QTR COUNTY TOTAL | | | 25 | 15 | 0 | 0 | 0 | 0 | 6 | 3 | 0 | 0 | 8 | 4 | 1 | 1 | 0 | 0 | 2 | 2 | 0 | 0 | 0 | 0 | 6 | 3 | 2 | 2 | 10 | |
| MORROW COUNTY GRAND TOTAL | | | 129 | 96 | 0 | 0 | 0 | 0 | 31 | 26 | 0 | 0 | 43 | 27 | 6 | 3 | 0 | 0 | 19 | 17 | 4 | 1 | 0 | 0 | 20 | 16 | 6 | 6 | 31 | |

*Zeros (0) indicate that no offenses or arrests for a particular crime type were reported to law enforcement.
 Blank lines (no numbers or zeros (0)) indicate that a law enforcement agency did not submit data to the Oregon Uniform Crime Reporting program.

2003 DOMESTIC DISTURBANCES BY AGENCY*, COUNTY AND STATE

| COUNTY | AGENCY | QTR | TOTAL | | HOMICIDE | | RAPE | | AGG.ASSLT. | | BURGLARY | | SIMP. ASSLT. | | VANDALISM | | OTH SEX CRIM | | DIS. COND. | | TRESPASS | | CRIM. THREAT | | ALL OTHER | | RESTRN. ORD. | | NON-CRIM OFFENSE | |
|-------------------------------------|---------------------|-----|-------------|-------------|----------|----------|-----------|----------|------------|------------|------------|-----------|--------------|-------------|------------|-----------|--------------|----------|------------|------------|------------|------------|--------------|----------|------------|-----------|--------------|-----------|------------------|----------|
| | | | OFF. | ARR. | OFF. | ARR. | OFF. | ARR. | OFF. | ARR. | OFF. | ARR. | OFF. | ARR. | OFF. | ARR. | OFF. | ARR. | OFF. | ARR. | OFF. | ARR. | OFF. | ARR. | OFF. | ARR. | OFF. | ARR. | | |
| MULTNOMAH | MULTNOMAH SO | 1 | 0 | 0 | | | | | | | | | | | | | | | | | | | | | | | | | | |
| MULTNOMAH | MULTNOMAH SO | 2 | 5 | 5 | 0 | 0 | 0 | 0 | 0 | 0 | 0 | 0 | 5 | 5 | 0 | 0 | 0 | 0 | 0 | 0 | 0 | 0 | 0 | 0 | 0 | 0 | 0 | 0 | 0 | 0 |
| MULTNOMAH | MULTNOMAH SO | 3 | 11 | 9 | 0 | 0 | 1 | 0 | 2 | 2 | 0 | 0 | 8 | 7 | 0 | 0 | 0 | 0 | 0 | 0 | 0 | 0 | 0 | 0 | 0 | 0 | 0 | 0 | 0 | 0 |
| MULTNOMAH | MULTNOMAH SO | 4 | 9 | 3 | 0 | 0 | 0 | 0 | 2 | 2 | 0 | 0 | 7 | 1 | 0 | 0 | 0 | 0 | 0 | 0 | 0 | 0 | 0 | 0 | 0 | 0 | 0 | 0 | 0 | 0 |
| AGENCY TOTAL | | | 25 | 17 | 0 | 0 | 1 | 0 | 4 | 4 | 0 | 0 | 20 | 13 | 0 | 0 | 0 | 0 | 0 | 0 | 0 | 0 | 0 | 0 | 0 | 0 | 0 | 0 | 0 | 0 |
| MULTNOMAH | GRESHAM PD | 1 | 256 | 128 | 0 | 0 | 5 | 1 | 7 | 7 | 8 | 5 | 123 | 65 | 5 | 1 | 0 | 2 | 48 | 30 | 0 | 0 | 0 | 0 | 15 | 6 | 45 | 11 | 5 | |
| MULTNOMAH | GRESHAM PD | 2 | 0 | 0 | | | | | | | | | | | | | | | | | | | | | | | | | | |
| MULTNOMAH | GRESHAM PD | 3 | 0 | 0 | | | | | | | | | | | | | | | | | | | | | | | | | | |
| MULTNOMAH | GRESHAM PD | 4 | 0 | 0 | | | | | | | | | | | | | | | | | | | | | | | | | | |
| AGENCY TOTAL | | | 256 | 128 | 0 | 0 | 5 | 1 | 7 | 7 | 8 | 5 | 123 | 65 | 5 | 1 | 0 | 2 | 48 | 30 | 0 | 0 | 0 | 0 | 15 | 6 | 45 | 11 | 5 | |
| MULTNOMAH | PORT OF PORTLAND PD | 1 | 0 | 0 | | | | | | | | | | | | | | | | | | | | | | | | | | |
| MULTNOMAH | PORT OF PORTLAND PD | 2 | 0 | 0 | | | | | | | | | | | | | | | | | | | | | | | | | | |
| MULTNOMAH | PORT OF PORTLAND PD | 3 | 0 | 0 | | | | | | | | | | | | | | | | | | | | | | | | | | |
| MULTNOMAH | PORT OF PORTLAND PD | 4 | 0 | 0 | | | | | | | | | | | | | | | | | | | | | | | | | | |
| AGENCY TOTAL | | | 0 | 0 | 0 | 0 | 0 | 0 | 0 | 0 | 0 | 0 | 0 | 0 | 0 | 0 | 0 | 0 | 0 | 0 | 0 | 0 | 0 | 0 | 0 | 0 | 0 | 0 | 0 | 0 |
| MULTNOMAH | PORTLAND PD | 1 | 1420 | 543 | 2 | 2 | 62 | 1 | 196 | 91 | 27 | 3 | 576 | 288 | 47 | 8 | 3 | 0 | 251 | 77 | 169 | 62 | 0 | 0 | 87 | 11 | 0 | 0 | 0 | |
| MULTNOMAH | PORTLAND PD | 2 | 513 | 513 | 0 | 0 | 0 | 0 | 0 | 0 | 5 | 5 | 335 | 335 | 19 | 19 | 0 | 0 | 79 | 79 | 62 | 62 | 0 | 0 | 13 | 13 | 0 | 0 | 0 | |
| MULTNOMAH | PORTLAND PD | 3 | 1703 | 640 | 3 | 3 | 5 | 0 | 225 | 99 | 36 | 8 | 727 | 329 | 83 | 16 | 3 | 1 | 295 | 89 | 234 | 86 | 0 | 0 | 92 | 9 | 0 | 0 | 0 | |
| MULTNOMAH | PORTLAND PD | 4 | 1519 | 562 | 0 | 0 | 6 | 0 | 174 | 76 | 24 | 3 | 649 | 308 | 60 | 11 | 2 | 0 | 323 | 91 | 181 | 62 | 0 | 0 | 100 | 11 | 0 | 0 | 0 | |
| AGENCY TOTAL | | | 5155 | 2258 | 5 | 5 | 73 | 1 | 595 | 266 | 92 | 19 | 2287 | 1260 | 209 | 54 | 8 | 1 | 948 | 336 | 646 | 272 | 0 | 0 | 292 | 44 | 0 | 0 | 0 | |
| MULTNOMAH | FAIRVIEW PD | 1 | 10 | 7 | 0 | 0 | 0 | 0 | 0 | 0 | 0 | 0 | 8 | 5 | 1 | 1 | 0 | 0 | 0 | 0 | 1 | 1 | 0 | 0 | 0 | 0 | 0 | 0 | 0 | 0 |
| MULTNOMAH | FAIRVIEW PD | 2 | 3 | 3 | 0 | 0 | 0 | 0 | 0 | 0 | 0 | 0 | 3 | 3 | 0 | 0 | 0 | 0 | 0 | 0 | 0 | 0 | 0 | 0 | 0 | 0 | 0 | 0 | 0 | 0 |
| MULTNOMAH | FAIRVIEW PD | 3 | 2 | 2 | 0 | 0 | 0 | 0 | 0 | 0 | 0 | 0 | 2 | 2 | 0 | 0 | 0 | 0 | 0 | 0 | 0 | 0 | 0 | 0 | 0 | 0 | 0 | 0 | 0 | 0 |
| MULTNOMAH | FAIRVIEW PD | 4 | 8 | 7 | 0 | 0 | 0 | 0 | 0 | 0 | 0 | 0 | 8 | 7 | 0 | 0 | 0 | 0 | 0 | 0 | 0 | 0 | 0 | 0 | 0 | 0 | 0 | 0 | 0 | 0 |
| AGENCY TOTAL | | | 23 | 19 | 0 | 0 | 0 | 0 | 0 | 0 | 0 | 0 | 21 | 17 | 1 | 1 | 0 | 0 | 0 | 0 | 1 | 1 | 0 | 0 | 0 | 0 | 0 | 0 | 0 | 0 |
| MULTNOMAH | TROUTDALE PD | 1 | 22 | 13 | 0 | 0 | 0 | 0 | 1 | 1 | 0 | 0 | 10 | 8 | 0 | 0 | 0 | 0 | 0 | 0 | 0 | 0 | 2 | 1 | 1 | 1 | 8 | 2 | 1 | |
| MULTNOMAH | TROUTDALE PD | 2 | 10 | 7 | 0 | 0 | 0 | 0 | 0 | 0 | 0 | 0 | 5 | 5 | 0 | 0 | 0 | 0 | 0 | 0 | 0 | 0 | 0 | 0 | 0 | 5 | 2 | 0 | | |
| MULTNOMAH | TROUTDALE PD | 3 | 22 | 16 | 0 | 0 | 0 | 0 | 1 | 0 | 0 | 0 | 16 | 13 | 0 | 0 | 0 | 0 | 0 | 0 | 0 | 0 | 3 | 2 | 1 | 1 | 1 | 0 | 0 | |
| MULTNOMAH | TROUTDALE PD | 4 | 31 | 24 | 0 | 0 | 0 | 0 | 0 | 0 | 1 | 1 | 17 | 14 | 0 | 0 | 0 | 0 | 0 | 0 | 0 | 0 | 6 | 5 | 0 | 0 | 7 | 4 | 1 | |
| AGENCY TOTAL | | | 85 | 60 | 0 | 0 | 0 | 0 | 2 | 1 | 1 | 1 | 48 | 40 | 0 | 0 | 0 | 0 | 0 | 0 | 0 | 0 | 11 | 8 | 2 | 2 | 21 | 8 | 2 | |
| MULTNOMAH | OSP MULTNOMAH | 1 | 0 | 0 | 0 | 0 | 0 | 0 | 0 | 0 | 0 | 0 | 0 | 0 | 0 | 0 | 0 | 0 | 0 | 0 | 0 | 0 | 0 | 0 | 0 | 0 | 0 | 0 | 0 | 0 |
| MULTNOMAH | OSP MULTNOMAH | 2 | 1 | 1 | 0 | 0 | 0 | 0 | 0 | 0 | 0 | 0 | 0 | 0 | 0 | 0 | 0 | 0 | 0 | 0 | 0 | 0 | 0 | 0 | 0 | 0 | 1 | 1 | 2 | |
| MULTNOMAH | OSP MULTNOMAH | 3 | 0 | 0 | 0 | 0 | 0 | 0 | 0 | 0 | 0 | 0 | 0 | 0 | 0 | 0 | 0 | 0 | 0 | 0 | 0 | 0 | 0 | 0 | 0 | 0 | 0 | 0 | 0 | 0 |
| MULTNOMAH | OSP MULTNOMAH | 4 | 0 | 0 | 0 | 0 | 0 | 0 | 0 | 0 | 0 | 0 | 0 | 0 | 0 | 0 | 0 | 0 | 0 | 0 | 0 | 0 | 0 | 0 | 0 | 0 | 0 | 0 | 0 | 1 |
| AGENCY TOTAL | | | 1 | 1 | 0 | 0 | 0 | 0 | 0 | 0 | 0 | 0 | 0 | 0 | 0 | 0 | 0 | 0 | 0 | 0 | 0 | 0 | 0 | 0 | 0 | 0 | 1 | 1 | 3 | |
| 1st QTR COUNTY TOTAL | | | 1708 | 691 | 2 | 2 | 67 | 2 | 204 | 99 | 35 | 8 | 717 | 366 | 53 | 10 | 3 | 2 | 299 | 107 | 170 | 63 | 2 | 1 | 103 | 18 | 53 | 13 | 6 | |
| 2nd QTR COUNTY TOTAL | | | 532 | 529 | 0 | 0 | 0 | 0 | 0 | 0 | 5 | 5 | 348 | 348 | 19 | 19 | 0 | 0 | 79 | 79 | 62 | 62 | 0 | 0 | 13 | 13 | 6 | 3 | 2 | |
| 3rd QTR COUNTY TOTAL | | | 1738 | 667 | 3 | 3 | 6 | 0 | 228 | 101 | 36 | 8 | 753 | 351 | 83 | 16 | 3 | 1 | 295 | 89 | 234 | 86 | 3 | 2 | 93 | 10 | 1 | 0 | 0 | |
| 4th QTR COUNTY TOTAL | | | 1567 | 596 | 0 | 0 | 6 | 0 | 176 | 78 | 25 | 4 | 681 | 330 | 60 | 11 | 2 | 0 | 323 | 91 | 181 | 62 | 6 | 5 | 100 | 11 | 7 | 4 | 2 | |
| MULTNOMAH COUNTY GRAND TOTAL | | | 5545 | 2483 | 5 | 5 | 79 | 2 | 608 | 278 | 101 | 25 | 2499 | 1395 | 215 | 56 | 8 | 3 | 996 | 366 | 647 | 273 | 11 | 8 | 309 | 52 | 67 | 20 | 10 | |

*Zeros (0) indicate that no offenses or arrests for a particular crime type were reported to law enforcement.
Blank lines (no numbers or zeros (0)) indicate that a law enforcement agency did not submit data to the Oregon Uniform Crime Reporting program.

2003 DOMESTIC DISTURBANCES BY AGENCY*, COUNTY AND STATE

| COUNTY | AGENCY | QTR | TOTAL | | HOMICIDE | | RAPE | | AGG.ASSLT. | | BURGLARY | | SIMP. ASSLT. | | VANDALISM | | OTH SEX CRIM | | DIS. COND. | | TRESPASS | | CRIM. THREAT | | ALL OTHER | | RESTRN. ORD. | | NON-CRIM OFFENSE | |
|--------|--------------------------------|-----|----------|----------|----------|----------|----------|----------|------------|----------|----------|----------|--------------|----------|-----------|----------|--------------|----------|------------|----------|----------|----------|--------------|----------|-----------|----------|--------------|----------|------------------|----------|
| | | | OFF. | ARR. | OFF. | ARR. | OFF. | ARR. | OFF. | ARR. | OFF. | ARR. | OFF. | ARR. | OFF. | ARR. | OFF. | ARR. | OFF. | ARR. | OFF. | ARR. | OFF. | ARR. | OFF. | ARR. | | | | |
| POLK | POLK SO | 1 | 0 | 0 | | | | | | | | | | | | | | | | | | | | | | | | | | |
| POLK | POLK SO | 2 | 0 | 0 | | | | | | | | | | | | | | | | | | | | | | | | | | |
| POLK | POLK SO | 3 | 0 | 0 | | | | | | | | | | | | | | | | | | | | | | | | | | |
| POLK | POLK SO | 4 | 0 | 0 | | | | | | | | | | | | | | | | | | | | | | | | | | |
| | AGENCY TOTAL | | 0 | 0 | 0 | 0 | 0 | 0 | 0 | 0 | 0 | 0 | 0 | 0 | 0 | 0 | 0 | 0 | 0 | 0 | 0 | 0 | 0 | 0 | 0 | 0 | 0 | 0 | 0 | 0 |
| POLK | SALEM PD (West Salem) | 1 | 0 | 0 | | | | | | | | | | | | | | | | | | | | | | | | | | |
| POLK | SALEM PD (West Salem) | 2 | 0 | 0 | | | | | | | | | | | | | | | | | | | | | | | | | | |
| POLK | SALEM PD (West Salem) | 3 | 0 | 0 | | | | | | | | | | | | | | | | | | | | | | | | | | |
| POLK | SALEM PD (West Salem) | 4 | 0 | 0 | | | | | | | | | | | | | | | | | | | | | | | | | | |
| | AGENCY TOTAL | | 0 | 0 | 0 | 0 | 0 | 0 | 0 | 0 | 0 | 0 | 0 | 0 | 0 | 0 | 0 | 0 | 0 | 0 | 0 | 0 | 0 | 0 | 0 | 0 | 0 | 0 | 0 | 0 |
| POLK | DALLAS PD | 1 | 0 | 0 | | | | | | | | | | | | | | | | | | | | | | | | | | |
| POLK | DALLAS PD | 2 | 0 | 0 | | | | | | | | | | | | | | | | | | | | | | | | | | |
| POLK | DALLAS PD | 3 | 0 | 0 | | | | | | | | | | | | | | | | | | | | | | | | | | |
| POLK | DALLAS PD | 4 | 0 | 0 | | | | | | | | | | | | | | | | | | | | | | | | | | |
| | AGENCY TOTAL | | 0 | 0 | 0 | 0 | 0 | 0 | 0 | 0 | 0 | 0 | 0 | 0 | 0 | 0 | 0 | 0 | 0 | 0 | 0 | 0 | 0 | 0 | 0 | 0 | 0 | 0 | 0 | 0 |
| POLK | INDEPENDENCE PD | 1 | 0 | 0 | | | | | | | | | | | | | | | | | | | | | | | | | | |
| POLK | INDEPENDENCE PD | 2 | 0 | 0 | | | | | | | | | | | | | | | | | | | | | | | | | | |
| POLK | INDEPENDENCE PD | 3 | 0 | 0 | | | | | | | | | | | | | | | | | | | | | | | | | | |
| POLK | INDEPENDENCE PD | 4 | 0 | 0 | | | | | | | | | | | | | | | | | | | | | | | | | | |
| | AGENCY TOTAL | | 0 | 0 | 0 | 0 | 0 | 0 | 0 | 0 | 0 | 0 | 0 | 0 | 0 | 0 | 0 | 0 | 0 | 0 | 0 | 0 | 0 | 0 | 0 | 0 | 0 | 0 | 0 | 0 |
| POLK | MONMOUTH PD | 1 | 0 | 0 | | | | | | | | | | | | | | | | | | | | | | | | | | |
| POLK | MONMOUTH PD | 2 | 0 | 0 | | | | | | | | | | | | | | | | | | | | | | | | | | |
| POLK | MONMOUTH PD | 3 | 0 | 0 | | | | | | | | | | | | | | | | | | | | | | | | | | |
| POLK | MONMOUTH PD | 4 | 0 | 0 | | | | | | | | | | | | | | | | | | | | | | | | | | |
| | AGENCY TOTAL | | 0 | 0 | 0 | 0 | 0 | 0 | 0 | 0 | 0 | 0 | 0 | 0 | 0 | 0 | 0 | 0 | 0 | 0 | 0 | 0 | 0 | 0 | 0 | 0 | 0 | 0 | 0 | 0 |
| POLK | OSP POLK | 1 | 0 | 0 | 0 | 0 | 0 | 0 | 0 | 0 | 0 | 0 | 0 | 0 | 0 | 0 | 0 | 0 | 0 | 0 | 0 | 0 | 0 | 0 | 0 | 0 | 0 | 0 | 0 | 0 |
| POLK | OSP POLK | 2 | 0 | 0 | 0 | 0 | 0 | 0 | 0 | 0 | 0 | 0 | 0 | 0 | 0 | 0 | 0 | 0 | 0 | 0 | 0 | 0 | 0 | 0 | 0 | 0 | 0 | 0 | 0 | 3 |
| POLK | OSP POLK | 3 | 0 | 0 | 0 | 0 | 0 | 0 | 0 | 0 | 0 | 0 | 0 | 0 | 0 | 0 | 0 | 0 | 0 | 0 | 0 | 0 | 0 | 0 | 0 | 0 | 0 | 0 | 0 | 1 |
| POLK | OSP POLK | 4 | 0 | 0 | 0 | 0 | 0 | 0 | 0 | 0 | 0 | 0 | 0 | 0 | 0 | 0 | 0 | 0 | 0 | 0 | 0 | 0 | 0 | 0 | 0 | 0 | 0 | 0 | 0 | 1 |
| | AGENCY TOTAL | | 0 | 0 | 0 | 0 | 0 | 0 | 0 | 0 | 0 | 0 | 0 | 0 | 0 | 0 | 0 | 0 | 0 | 0 | 0 | 0 | 0 | 0 | 0 | 0 | 0 | 0 | 5 | |
| | 1st QTR COUNTY TOTAL | | 0 | 0 | 0 | 0 | 0 | 0 | 0 | 0 | 0 | 0 | 0 | 0 | 0 | 0 | 0 | 0 | 0 | 0 | 0 | 0 | 0 | 0 | 0 | 0 | 0 | 0 | 0 | |
| | 2nd QTR COUNTY TOTAL | | 0 | 0 | 0 | 0 | 0 | 0 | 0 | 0 | 0 | 0 | 0 | 0 | 0 | 0 | 0 | 0 | 0 | 0 | 0 | 0 | 0 | 0 | 0 | 0 | 0 | 0 | 3 | |
| | 3rd QTR COUNTY TOTAL | | 0 | 0 | 0 | 0 | 0 | 0 | 0 | 0 | 0 | 0 | 0 | 0 | 0 | 0 | 0 | 0 | 0 | 0 | 0 | 0 | 0 | 0 | 0 | 0 | 0 | 0 | 1 | |
| | 4th QTR COUNTY TOTAL | | 0 | 0 | 0 | 0 | 0 | 0 | 0 | 0 | 0 | 0 | 0 | 0 | 0 | 0 | 0 | 0 | 0 | 0 | 0 | 0 | 0 | 0 | 0 | 0 | 0 | 0 | 1 | |
| | POLK COUNTY GRAND TOTAL | | 0 | 0 | 0 | 0 | 0 | 0 | 0 | 0 | 0 | 0 | 0 | 0 | 0 | 0 | 0 | 0 | 0 | 0 | 0 | 0 | 0 | 0 | 0 | 0 | 0 | 0 | 5 | |

*Zeros (0) indicate that no offenses or arrests for a particular crime type were reported to law enforcement.

Blank lines (no numbers or zeros (0)) **ON THIS PAGE** indicate law enforcement agencies that submitted data to the Oregon Uniform Crime Reporting (OUCR) program, but OUCR was unable to produce a report from the data.

2003 DOMESTIC DISTURBANCES BY AGENCY*, COUNTY AND STATE

| COUNTY | AGENCY | QTR | TOTAL | | HOMICIDE | | RAPE | | AGG.ASSLT. | | BURGLARY | | SIMP. ASSLT. | | VANDALISM | | OTH SEX CRIM | | DIS. COND. | | TRESPASS | | CRIM. THREAT | | ALL OTHER | | RESTRN. ORD. | | NON-CRIM OFFENSE | |
|-----------------------------------|-------------|-----|----------|----------|----------|----------|----------|----------|------------|----------|----------|----------|--------------|----------|-----------|----------|--------------|----------|------------|----------|----------|----------|--------------|----------|-----------|----------|--------------|----------|------------------|----------|
| | | | OFF. | ARR. | OFF. | ARR. | OFF. | ARR. | OFF. | ARR. | OFF. | ARR. | OFF. | ARR. | OFF. | ARR. | OFF. | ARR. | OFF. | ARR. | OFF. | ARR. | OFF. | ARR. | OFF. | ARR. | | | | |
| SHERMAN | SHERMAN SO | 1 | 0 | 0 | 0 | 0 | 0 | 0 | 0 | 0 | 0 | 0 | 0 | 0 | 0 | 0 | 0 | 0 | 0 | 0 | 0 | 0 | 0 | 0 | 0 | 0 | 0 | 0 | 0 | 0 |
| SHERMAN | SHERMAN SO | 2 | 3 | 3 | 0 | 0 | 0 | 0 | 0 | 0 | 0 | 0 | 3 | 3 | 0 | 0 | 0 | 0 | 0 | 0 | 0 | 0 | 0 | 0 | 0 | 0 | 0 | 0 | 0 | 0 |
| SHERMAN | SHERMAN SO | 3 | 1 | 1 | 0 | 0 | 0 | 0 | 0 | 0 | 0 | 0 | 1 | 1 | 0 | 0 | 0 | 0 | 0 | 0 | 0 | 0 | 0 | 0 | 0 | 0 | 0 | 0 | 0 | 0 |
| SHERMAN | SHERMAN SO | 4 | 2 | 1 | 0 | 0 | 0 | 0 | 0 | 0 | 0 | 0 | 2 | 1 | 0 | 0 | 0 | 0 | 0 | 0 | 0 | 0 | 0 | 0 | 0 | 0 | 0 | 0 | 0 | 0 |
| AGENCY TOTAL | | | 6 | 5 | 0 | 0 | 0 | 0 | 0 | 0 | 0 | 0 | 6 | 5 | 0 | 0 | 0 | 0 | 0 | 0 | 0 | 0 | 0 | 0 | 0 | 0 | 0 | 0 | 0 | 0 |
| SHERMAN | OSP SHERMAN | 1 | 0 | 0 | 0 | 0 | 0 | 0 | 0 | 0 | 0 | 0 | 0 | 0 | 0 | 0 | 0 | 0 | 0 | 0 | 0 | 0 | 0 | 0 | 0 | 0 | 0 | 0 | 0 | 2 |
| SHERMAN | OSP SHERMAN | 2 | 0 | 0 | 0 | 0 | 0 | 0 | 0 | 0 | 0 | 0 | 0 | 0 | 0 | 0 | 0 | 0 | 0 | 0 | 0 | 0 | 0 | 0 | 0 | 0 | 0 | 0 | 0 | 1 |
| SHERMAN | OSP SHERMAN | 3 | 1 | 1 | 0 | 0 | 0 | 0 | 0 | 0 | 0 | 0 | 0 | 0 | 0 | 0 | 0 | 0 | 0 | 0 | 0 | 0 | 0 | 0 | 0 | 1 | 1 | 0 | 2 | |
| SHERMAN | OSP SHERMAN | 4 | 0 | 0 | 0 | 0 | 0 | 0 | 0 | 0 | 0 | 0 | 0 | 0 | 0 | 0 | 0 | 0 | 0 | 0 | 0 | 0 | 0 | 0 | 0 | 0 | 0 | 0 | 0 | 0 |
| AGENCY TOTAL | | | 1 | 1 | 0 | 0 | 0 | 0 | 0 | 0 | 0 | 0 | 0 | 0 | 0 | 0 | 0 | 0 | 0 | 0 | 0 | 0 | 0 | 0 | 0 | 0 | 1 | 1 | 0 | 5 |
| 1st QTR COUNTY TOTAL | | | 0 | 0 | 0 | 0 | 0 | 0 | 0 | 0 | 0 | 0 | 0 | 0 | 0 | 0 | 0 | 0 | 0 | 0 | 0 | 0 | 0 | 0 | 0 | 0 | 0 | 0 | 0 | 2 |
| 2nd QTR COUNTY TOTAL | | | 3 | 3 | 0 | 0 | 0 | 0 | 0 | 0 | 0 | 0 | 3 | 3 | 0 | 0 | 0 | 0 | 0 | 0 | 0 | 0 | 0 | 0 | 0 | 0 | 0 | 0 | 0 | 1 |
| 3rd QTR COUNTY TOTAL | | | 2 | 2 | 0 | 0 | 0 | 0 | 0 | 0 | 0 | 0 | 1 | 1 | 0 | 0 | 0 | 0 | 0 | 0 | 0 | 0 | 0 | 0 | 0 | 1 | 1 | 0 | 2 | |
| 4th QTR COUNTY TOTAL | | | 2 | 1 | 0 | 0 | 0 | 0 | 0 | 0 | 0 | 0 | 2 | 1 | 0 | 0 | 0 | 0 | 0 | 0 | 0 | 0 | 0 | 0 | 0 | 0 | 0 | 0 | 0 | 0 |
| SHERMAN COUNTY GRAND TOTAL | | | 7 | 6 | 0 | 0 | 0 | 0 | 0 | 0 | 0 | 0 | 6 | 5 | 0 | 0 | 0 | 0 | 0 | 0 | 0 | 0 | 0 | 0 | 0 | 1 | 1 | 0 | 5 | |

*Zeros (0) indicate that no offenses or arrests for a particular crime type were reported to law enforcement.
 Blank lines (no numbers or zeros (0)) indicate that a law enforcement agency did not submit data to the Oregon Uniform Crime Reporting program.

2003 DOMESTIC DISTURBANCES BY AGENCY*, COUNTY AND STATE

| COUNTY | AGENCY | QTR | TOTAL | | HOMICIDE | | RAPE | | AGG.ASSLT. | | BURGLARY | | SIMP. ASSLT. | | VANDALISM | | OTH SEX CRIM | | DIS. COND. | | TRESPASS | | CRIM. THREAT | | ALL OTHER | | RESTRN. ORD. | | NON-CRIM OFFENSE | |
|-----------|-------------------------------------|-----|-----------|-----------|----------|----------|----------|----------|------------|----------|----------|----------|--------------|-----------|-----------|----------|--------------|----------|------------|-----------|----------|----------|--------------|----------|-----------|----------|--------------|-----------|------------------|----------|
| | | | OFF. | ARR. | OFF. | ARR. | OFF. | ARR. | OFF. | ARR. | OFF. | ARR. | OFF. | ARR. | OFF. | ARR. | OFF. | ARR. | OFF. | ARR. | OFF. | ARR. | OFF. | ARR. | OFF. | ARR. | OFF. | ARR. | | |
| TILLAMOOK | TILLAMOOK SO | 1 | 0 | 0 | | | | | | | | | | | | | | | | | | | | | | | | | | |
| TILLAMOOK | TILLAMOOK SO | 2 | 0 | 0 | | | | | | | | | | | | | | | | | | | | | | | | | | |
| TILLAMOOK | TILLAMOOK SO | 3 | 0 | 0 | | | | | | | | | | | | | | | | | | | | | | | | | | |
| TILLAMOOK | TILLAMOOK SO | 4 | 0 | 0 | | | | | | | | | | | | | | | | | | | | | | | | | | |
| | AGENCY TOTAL | | 0 | 0 | 0 | 0 | 0 | 0 | 0 | 0 | 0 | 0 | 0 | 0 | 0 | 0 | 0 | 0 | 0 | 0 | 0 | 0 | 0 | 0 | 0 | 0 | 0 | 0 | 0 | 0 |
| TILLAMOOK | GARIBALDI PD | 1 | 0 | 0 | | | | | | | | | | | | | | | | | | | | | | | | | | |
| TILLAMOOK | GARIBALDI PD | 2 | 0 | 0 | | | | | | | | | | | | | | | | | | | | | | | | | | |
| TILLAMOOK | GARIBALDI PD | 3 | 0 | 0 | | | | | | | | | | | | | | | | | | | | | | | | | | |
| TILLAMOOK | GARIBALDI PD | 4 | 0 | 0 | | | | | | | | | | | | | | | | | | | | | | | | | | |
| | AGENCY TOTAL | | 0 | 0 | 0 | 0 | 0 | 0 | 0 | 0 | 0 | 0 | 0 | 0 | 0 | 0 | 0 | 0 | 0 | 0 | 0 | 0 | 0 | 0 | 0 | 0 | 0 | 0 | 0 | 0 |
| TILLAMOOK | ROCKAWAY BEACH PD | 1 | 0 | 0 | | | | | | | | | | | | | | | | | | | | | | | | | | |
| TILLAMOOK | ROCKAWAY BEACH PD | 2 | 3 | 3 | 0 | 0 | 0 | 0 | 0 | 0 | 0 | 0 | 2 | 2 | 0 | 0 | 0 | 0 | 0 | 0 | 0 | 0 | 0 | 0 | 0 | 0 | 0 | 1 | 1 | 1 |
| TILLAMOOK | ROCKAWAY BEACH PD | 3 | 7 | 6 | 0 | 0 | 0 | 0 | 1 | 1 | 0 | 0 | 5 | 5 | 0 | 0 | 0 | 0 | 0 | 0 | 0 | 0 | 0 | 0 | 0 | 1 | 0 | 0 | 0 | 1 |
| TILLAMOOK | ROCKAWAY BEACH PD | 4 | 2 | 2 | 0 | 0 | 0 | 0 | 0 | 0 | 0 | 0 | 1 | 1 | 0 | 0 | 0 | 0 | 1 | 1 | 0 | 0 | 0 | 0 | 0 | 0 | 0 | 0 | 0 | 0 |
| | AGENCY TOTAL | | 12 | 11 | 0 | 0 | 0 | 0 | 1 | 1 | 0 | 0 | 8 | 8 | 0 | 0 | 0 | 0 | 1 | 1 | 0 | 0 | 0 | 0 | 1 | 0 | 1 | 1 | 2 | |
| TILLAMOOK | TILLAMOOK PD | 1 | 15 | 11 | 0 | 0 | 0 | 0 | 0 | 0 | 0 | 0 | 2 | 2 | 0 | 0 | 0 | 0 | 1 | 1 | 0 | 0 | 3 | 3 | 0 | 0 | 9 | 5 | 1 | |
| TILLAMOOK | TILLAMOOK PD | 2 | 15 | 11 | 0 | 0 | 0 | 0 | 0 | 0 | 0 | 0 | 2 | 2 | 0 | 0 | 0 | 0 | 4 | 4 | 0 | 0 | 0 | 0 | 0 | 0 | 9 | 5 | 2 | |
| TILLAMOOK | TILLAMOOK PD | 3 | 13 | 6 | 0 | 0 | 0 | 0 | 0 | 0 | 0 | 0 | 0 | 0 | 0 | 0 | 0 | 0 | 5 | 5 | 0 | 0 | 0 | 0 | 0 | 0 | 8 | 1 | 2 | |
| TILLAMOOK | TILLAMOOK PD | 4 | 10 | 7 | 0 | 0 | 0 | 0 | 0 | 0 | 0 | 0 | 0 | 0 | 0 | 0 | 0 | 0 | 1 | 1 | 0 | 0 | 5 | 3 | 0 | 0 | 4 | 3 | 1 | |
| | AGENCY TOTAL | | 53 | 35 | 0 | 0 | 0 | 0 | 0 | 0 | 0 | 0 | 4 | 4 | 0 | 0 | 0 | 0 | 11 | 11 | 0 | 0 | 8 | 6 | 0 | 0 | 30 | 14 | 6 | |
| TILLAMOOK | MANZANITA DPS | 1 | 0 | 0 | | | | | | | | | | | | | | | | | | | | | | | | | | |
| TILLAMOOK | MANZANITA DPS | 2 | 0 | 0 | | | | | | | | | | | | | | | | | | | | | | | | | | |
| TILLAMOOK | MANZANITA DPS | 3 | 0 | 0 | | | | | | | | | | | | | | | | | | | | | | | | | | |
| TILLAMOOK | MANZANITA DPS | 4 | 0 | 0 | | | | | | | | | | | | | | | | | | | | | | | | | | |
| | AGENCY TOTAL | | 0 | 0 | 0 | 0 | 0 | 0 | 0 | 0 | 0 | 0 | 0 | 0 | 0 | 0 | 0 | 0 | 0 | 0 | 0 | 0 | 0 | 0 | 0 | 0 | 0 | 0 | 0 | 0 |
| TILLAMOOK | OSP TILLAMOOK | 1 | 2 | 2 | 0 | 0 | 0 | 0 | 0 | 0 | 0 | 0 | 1 | 1 | 0 | 0 | 0 | 0 | 0 | 0 | 0 | 0 | 0 | 0 | 0 | 0 | 0 | 1 | 1 | 1 |
| TILLAMOOK | OSP TILLAMOOK | 2 | 0 | 0 | 0 | 0 | 0 | 0 | 0 | 0 | 0 | 0 | 0 | 0 | 0 | 0 | 0 | 0 | 0 | 0 | 0 | 0 | 0 | 0 | 0 | 0 | 0 | 0 | 0 | 1 |
| TILLAMOOK | OSP TILLAMOOK | 3 | 0 | 0 | 0 | 0 | 0 | 0 | 0 | 0 | 0 | 0 | 0 | 0 | 0 | 0 | 0 | 0 | 0 | 0 | 0 | 0 | 0 | 0 | 0 | 0 | 0 | 0 | 0 | 1 |
| TILLAMOOK | OSP TILLAMOOK | 4 | 1 | 1 | 0 | 0 | 0 | 0 | 0 | 0 | 0 | 0 | 0 | 0 | 0 | 0 | 0 | 0 | 0 | 0 | 0 | 0 | 0 | 0 | 0 | 0 | 1 | 1 | 0 | |
| | AGENCY TOTAL | | 3 | 3 | 0 | 0 | 0 | 0 | 0 | 0 | 0 | 0 | 1 | 1 | 0 | 0 | 0 | 0 | 0 | 0 | 0 | 0 | 0 | 0 | 0 | 0 | 2 | 2 | 3 | |
| | 1st QTR COUNTY TOTAL | | 17 | 13 | 0 | 0 | 0 | 0 | 0 | 0 | 0 | 0 | 3 | 3 | 0 | 0 | 0 | 0 | 1 | 1 | 0 | 0 | 3 | 3 | 0 | 0 | 10 | 6 | 2 | |
| | 2nd QTR COUNTY TOTAL | | 18 | 14 | 0 | 0 | 0 | 0 | 0 | 0 | 0 | 0 | 4 | 4 | 0 | 0 | 0 | 0 | 4 | 4 | 0 | 0 | 0 | 0 | 0 | 0 | 10 | 6 | 4 | |
| | 3rd QTR COUNTY TOTAL | | 20 | 12 | 0 | 0 | 0 | 0 | 1 | 1 | 0 | 0 | 5 | 5 | 0 | 0 | 0 | 0 | 5 | 5 | 0 | 0 | 0 | 0 | 1 | 0 | 8 | 1 | 4 | |
| | 4th QTR COUNTY TOTAL | | 13 | 10 | 0 | 0 | 0 | 0 | 0 | 0 | 0 | 0 | 1 | 1 | 0 | 0 | 0 | 0 | 2 | 2 | 0 | 0 | 5 | 3 | 0 | 0 | 5 | 4 | 1 | |
| | TILLAMOOK COUNTY GRAND TOTAL | | 68 | 49 | 0 | 0 | 0 | 0 | 1 | 1 | 0 | 0 | 13 | 13 | 0 | 0 | 0 | 0 | 12 | 12 | 0 | 0 | 8 | 6 | 1 | 0 | 33 | 17 | 11 | |

*Zeros (0) indicate that no offenses or arrests for a particular crime type were reported to law enforcement.
 Blank lines (no numbers or zeros (0)) indicate that a law enforcement agency did not submit data to the Oregon Uniform Crime Reporting program.

2003 DOMESTIC DISTURBANCES BY AGENCY*, COUNTY AND STATE

| COUNTY | AGENCY | QTR | TOTAL | | HOMICIDE | | RAPE | | AGG.ASSLT. | | BURGLARY | | SIMP. ASSLT. | | VANDALISM | | OTH SEX CRIM | | DIS. COND. | | TRESPASS | | CRIM. THREAT | | ALL OTHER | | RESTRN. ORD. | | NON-CRIM OFFENSE | |
|----------|---------------------|-----|------------|------------|----------|----------|----------|----------|------------|----------|----------|----------|--------------|-----------|-----------|----------|--------------|----------|------------|-----------|----------|----------|--------------|-----------|-----------|-----------|--------------|-----------|------------------|---|
| | | | OFF. | ARR. | OFF. | ARR. | OFF. | ARR. | OFF. | ARR. | OFF. | ARR. | OFF. | ARR. | OFF. | ARR. | OFF. | ARR. | OFF. | ARR. | OFF. | ARR. | OFF. | ARR. | OFF. | ARR. | | | | |
| UMATILLA | UMATILLA SO | 1 | 20 | 12 | 0 | 0 | 1 | 0 | 0 | 0 | 0 | 0 | 12 | 9 | 0 | 0 | 0 | 0 | 2 | 1 | 0 | 0 | 1 | 1 | 0 | 0 | 4 | 1 | 0 | |
| UMATILLA | UMATILLA SO | 2 | 20 | 17 | 0 | 0 | 0 | 0 | 0 | 0 | 0 | 0 | 10 | 7 | 0 | 0 | 0 | 0 | 3 | 3 | 0 | 0 | 0 | 0 | 2 | 2 | 5 | 5 | 0 | |
| UMATILLA | UMATILLA SO | 3 | 27 | 22 | 0 | 0 | 0 | 0 | 0 | 0 | 1 | 1 | 16 | 13 | 0 | 0 | 0 | 0 | 3 | 3 | 0 | 0 | 0 | 0 | 4 | 3 | 3 | 2 | 1 | |
| UMATILLA | UMATILLA SO | 4 | 24 | 19 | 0 | 0 | 0 | 0 | 0 | 0 | 0 | 0 | 16 | 14 | 0 | 0 | 0 | 0 | 0 | 0 | 0 | 0 | 1 | 1 | 0 | 0 | 7 | 4 | 0 | |
| | AGENCY TOTAL | | 91 | 70 | 0 | 0 | 1 | 0 | 0 | 0 | 1 | 1 | 54 | 43 | 0 | 0 | 0 | 0 | 8 | 7 | 0 | 0 | 2 | 2 | 6 | 5 | 19 | 12 | 1 | |
| UMATILLA | HERMISTON PD | 1 | 20 | 18 | 0 | 0 | 0 | 0 | 0 | 0 | 0 | 0 | 6 | 10 | 0 | 0 | 0 | 0 | 0 | 0 | 0 | 1 | 6 | 5 | 0 | 0 | 8 | 2 | 0 | |
| UMATILLA | HERMISTON PD | 2 | 17 | 26 | 0 | 0 | 0 | 0 | 0 | 0 | 0 | 0 | 6 | 15 | 0 | 0 | 0 | 0 | 0 | 2 | 1 | 0 | 0 | 0 | 0 | 5 | 7 | 5 | 2 | 0 |
| UMATILLA | HERMISTON PD | 3 | 13 | 35 | 0 | 0 | 0 | 0 | 0 | 0 | 0 | 0 | 9 | 19 | 0 | 0 | 0 | 0 | 0 | 1 | 0 | 0 | 2 | 5 | 0 | 0 | 2 | 10 | 0 | |
| UMATILLA | HERMISTON PD | 4 | 12 | 20 | 0 | 0 | 0 | 0 | 0 | 0 | 0 | 0 | 8 | 12 | 0 | 0 | 0 | 0 | 0 | 0 | 1 | 0 | 0 | 6 | 0 | 0 | 3 | 2 | 0 | |
| | AGENCY TOTAL | | 62 | 99 | 0 | 0 | 0 | 0 | 0 | 0 | 0 | 0 | 29 | 56 | 0 | 0 | 0 | 0 | 0 | 3 | 2 | 1 | 8 | 16 | 5 | 7 | 18 | 16 | 0 | |
| UMATILLA | MILTON-FREEWATER PD | 1 | 10 | 29 | 0 | 0 | 0 | 0 | 0 | 0 | 0 | 0 | 4 | 4 | 0 | 0 | 0 | 0 | 2 | 2 | 0 | 0 | 0 | 0 | 2 | 22 | 2 | 1 | 21 | |
| UMATILLA | MILTON-FREEWATER PD | 2 | 0 | 0 | | | | | | | | | | | | | | | | | | | | | | | | | | |
| UMATILLA | MILTON-FREEWATER PD | 3 | 0 | 0 | | | | | | | | | | | | | | | | | | | | | | | | | | |
| UMATILLA | MILTON-FREEWATER PD | 4 | 0 | 0 | | | | | | | | | | | | | | | | | | | | | | | | | | |
| | AGENCY TOTAL | | 10 | 29 | 0 | 0 | 0 | 0 | 0 | 0 | 0 | 0 | 4 | 4 | 0 | 0 | 0 | 0 | 2 | 2 | 0 | 0 | 0 | 0 | 2 | 22 | 2 | 1 | 21 | |
| UMATILLA | PENDLETON PD | 1 | 36 | 25 | 0 | 0 | 0 | 0 | 1 | 1 | 0 | 0 | 13 | 11 | 0 | 0 | 0 | 0 | 5 | 5 | 0 | 0 | 0 | 0 | 3 | 3 | 14 | 5 | 21 | |
| UMATILLA | PENDLETON PD | 2 | 58 | 37 | 0 | 0 | 0 | 0 | 0 | 0 | 0 | 0 | 25 | 24 | 0 | 0 | 0 | 0 | 12 | 9 | 0 | 0 | 0 | 0 | 0 | 0 | 21 | 4 | 40 | |
| UMATILLA | PENDLETON PD | 3 | 36 | 27 | 0 | 0 | 0 | 0 | 0 | 0 | 0 | 0 | 17 | 16 | 0 | 0 | 0 | 0 | 5 | 5 | 0 | 0 | 0 | 0 | 3 | 3 | 11 | 3 | 51 | |
| UMATILLA | PENDLETON PD | 4 | 22 | 18 | 0 | 0 | 0 | 0 | 0 | 0 | 0 | 0 | 16 | 13 | 0 | 0 | 0 | 0 | 2 | 2 | 0 | 0 | 0 | 0 | 1 | 1 | 3 | 2 | 48 | |
| | AGENCY TOTAL | | 152 | 107 | 0 | 0 | 0 | 0 | 1 | 1 | 0 | 0 | 71 | 64 | 0 | 0 | 0 | 0 | 24 | 21 | 0 | 0 | 0 | 0 | 7 | 7 | 49 | 14 | 160 | |
| UMATILLA | UMATILLA PD | 1 | 0 | 0 | | | | | | | | | | | | | | | | | | | | | | | | | | |
| UMATILLA | UMATILLA PD | 2 | 14 | 1 | 0 | 0 | 0 | 0 | 1 | 0 | 0 | 0 | 8 | 0 | 0 | 0 | 0 | 0 | 0 | 0 | 0 | 0 | 0 | 0 | 1 | 0 | 4 | 1 | 2 | |
| UMATILLA | UMATILLA PD | 3 | 0 | 0 | | | | | | | | | | | | | | | | | | | | | | | | | | |
| UMATILLA | UMATILLA PD | 4 | 0 | 0 | | | | | | | | | | | | | | | | | | | | | | | | | | |
| | AGENCY TOTAL | | 9 | 0 | 0 | 0 | 0 | 0 | 1 | 0 | 0 | 0 | 8 | 0 | 0 | 0 | 0 | 0 | 0 | 0 | 0 | 0 | 0 | 0 | 1 | 0 | 4 | 1 | 2 | |
| UMATILLA | ATHENA PD | 1 | 0 | 0 | | | | | | | | | | | | | | | | | | | | | | | | | | |
| UMATILLA | ATHENA PD | 2 | 0 | 0 | | | | | | | | | | | | | | | | | | | | | | | | | | |
| UMATILLA | ATHENA PD | 3 | 0 | 0 | | | | | | | | | | | | | | | | | | | | | | | | | | |
| UMATILLA | ATHENA PD | 4 | 0 | 0 | | | | | | | | | | | | | | | | | | | | | | | | | | |
| | AGENCY TOTAL | | 0 | 0 | 0 | 0 | 0 | 0 | 0 | 0 | 0 | 0 | 0 | 0 | 0 | 0 | 0 | 0 | 0 | 0 | 0 | 0 | 0 | 0 | 0 | 0 | 0 | 0 | 0 | |

*Zeros (0) indicate that no offenses or arrests for a particular crime type were reported to law enforcement.
 Blank lines (no numbers or zeros (0)) indicate that a law enforcement agency did not submit data to the Oregon Uniform Crime Reporting program.

2003 DOMESTIC DISTURBANCES BY AGENCY*, COUNTY AND STATE

| COUNTY | AGENCY | QTR | TOTAL | | HOMICIDE | | RAPE | | AGG.ASSLT. | | BURGLARY | | SIMP. ASSLT. | | VANDALISM | | OTH SEX CRIM | | DIS. COND. | | TRESPASS | | CRIM. THREAT | | ALL OTHER | | RESTRN. ORD. | | NON-CRIM OFFENSE | |
|----------|------------------------------------|-----|------------|------------|----------|----------|----------|----------|------------|----------|----------|----------|--------------|------------|-----------|----------|--------------|----------|------------|-----------|----------|----------|--------------|-----------|-----------|-----------|--------------|-----------|------------------|----------|
| | | | OFF. | ARR. | OFF. | ARR. | OFF. | ARR. | OFF. | ARR. | OFF. | ARR. | OFF. | ARR. | OFF. | ARR. | OFF. | ARR. | OFF. | ARR. | OFF. | ARR. | OFF. | ARR. | OFF. | ARR. | OFF. | ARR. | | |
| UMATILLA | PILOT ROCK PD | 1 | 0 | 0 | | | | | | | | | | | | | | | | | | | | | | | | | | |
| UMATILLA | PILOT ROCK PD | 2 | 0 | 0 | | | | | | | | | | | | | | | | | | | | | | | | | | |
| UMATILLA | PILOT ROCK PD | 3 | 0 | 0 | | | | | | | | | | | | | | | | | | | | | | | | | | |
| UMATILLA | PILOT ROCK PD | 4 | 0 | 0 | | | | | | | | | | | | | | | | | | | | | | | | | | |
| | AGENCY TOTAL | | 0 | 0 | 0 | 0 | 0 | 0 | 0 | 0 | 0 | 0 | 0 | 0 | 0 | 0 | 0 | 0 | 0 | 0 | 0 | 0 | 0 | 0 | 0 | 0 | 0 | 0 | 0 | 0 |
| UMATILLA | STANFIELD PD | 1 | 0 | 0 | | | | | | | | | | | | | | | | | | | | | | | | | | |
| UMATILLA | STANFIELD PD | 2 | 0 | 0 | | | | | | | | | | | | | | | | | | | | | | | | | | |
| UMATILLA | STANFIELD PD | 3 | 0 | 0 | | | | | | | | | | | | | | | | | | | | | | | | | | |
| UMATILLA | STANFIELD PD | 4 | 0 | 0 | | | | | | | | | | | | | | | | | | | | | | | | | | |
| | AGENCY TOTAL | | 0 | 0 | 0 | 0 | 0 | 0 | 0 | 0 | 0 | 0 | 0 | 0 | 0 | 0 | 0 | 0 | 0 | 0 | 0 | 0 | 0 | 0 | 0 | 0 | 0 | 0 | 0 | 0 |
| UMATILLA | WESTON PD | 1 | 0 | 0 | | | | | | | | | | | | | | | | | | | | | | | | | | |
| UMATILLA | WESTON PD | 2 | 0 | 0 | | | | | | | | | | | | | | | | | | | | | | | | | | |
| UMATILLA | WESTON PD | 3 | 0 | 0 | | | | | | | | | | | | | | | | | | | | | | | | | | |
| UMATILLA | WESTON PD | 4 | 0 | 0 | | | | | | | | | | | | | | | | | | | | | | | | | | |
| | AGENCY TOTAL | | 0 | 0 | 0 | 0 | 0 | 0 | 0 | 0 | 0 | 0 | 0 | 0 | 0 | 0 | 0 | 0 | 0 | 0 | 0 | 0 | 0 | 0 | 0 | 0 | 0 | 0 | 0 | 0 |
| UMATILLA | OSP UMATILLA | 1 | 5 | 4 | 0 | 0 | 0 | 0 | 2 | 2 | 0 | 0 | 2 | 1 | 0 | 0 | 0 | 0 | 0 | 0 | 0 | 0 | 0 | 0 | 0 | 0 | 1 | 1 | 10 | |
| UMATILLA | OSP UMATILLA | 2 | 4 | 3 | 0 | 0 | 0 | 0 | 0 | 0 | 0 | 0 | 1 | 1 | 0 | 0 | 0 | 0 | 0 | 0 | 0 | 0 | 0 | 0 | 0 | 0 | 3 | 2 | 5 | |
| UMATILLA | OSP UMATILLA | 3 | 4 | 2 | 0 | 0 | 0 | 0 | 0 | 0 | 0 | 0 | 2 | 0 | 0 | 0 | 0 | 0 | 0 | 0 | 0 | 0 | 0 | 0 | 0 | 0 | 2 | 2 | 7 | |
| UMATILLA | OSP UMATILLA | 4 | 4 | 1 | 0 | 0 | 0 | 0 | 1 | 0 | 0 | 0 | 2 | 0 | 0 | 0 | 0 | 0 | 0 | 0 | 0 | 0 | 0 | 0 | 0 | 1 | 1 | 4 | | |
| | AGENCY TOTAL | | 17 | 10 | 0 | 0 | 0 | 0 | 3 | 2 | 0 | 0 | 7 | 2 | 0 | 0 | 0 | 0 | 0 | 0 | 0 | 0 | 0 | 0 | 0 | 7 | 6 | 26 | | |
| | 1st QTR COUNTY TOTAL | | 91 | 88 | 0 | 0 | 1 | 0 | 3 | 3 | 0 | 0 | 37 | 35 | 0 | 0 | 0 | 0 | 9 | 8 | 0 | 1 | 7 | 6 | 5 | 25 | 29 | 10 | 52 | |
| | 2nd QTR COUNTY TOTAL | | 113 | 84 | 0 | 0 | 0 | 0 | 1 | 0 | 0 | 0 | 50 | 47 | 0 | 0 | 0 | 0 | 15 | 14 | 1 | 0 | 0 | 0 | 8 | 9 | 38 | 14 | 47 | |
| | 3rd QTR COUNTY TOTAL | | 80 | 86 | 0 | 0 | 0 | 0 | 0 | 0 | 1 | 1 | 44 | 48 | 0 | 0 | 0 | 0 | 8 | 9 | 0 | 0 | 2 | 5 | 7 | 6 | 18 | 17 | 59 | |
| | 4th QTR COUNTY TOTAL | | 62 | 58 | 0 | 0 | 0 | 0 | 1 | 0 | 0 | 0 | 42 | 39 | 0 | 0 | 0 | 0 | 2 | 2 | 1 | 0 | 1 | 7 | 1 | 1 | 14 | 9 | 52 | |
| | UMATILLA COUNTY GRAND TOTAL | | 347 | 316 | 1 | 0 | 1 | 0 | 5 | 3 | 1 | 1 | 173 | 169 | 0 | 0 | 0 | 0 | 34 | 33 | 2 | 1 | 10 | 18 | 21 | 41 | 99 | 50 | 210 | |

*Zeros (0) indicate that no offenses or arrests for a particular crime type were reported to law enforcement.
 Blank lines (no numbers or zeros (0)) indicate that a law enforcement agency did not submit data to the Oregon Uniform Crime Reporting program.

2003 DOMESTIC DISTURBANCES BY AGENCY*, COUNTY AND STATE

| COUNTY | AGENCY | QTR | TOTAL | | HOMICIDE | | RAPE | | AGG.ASSLT. | | BURGLARY | | SIMP. ASSLT. | | VANDALISM | | OTH SEX CRIM | | DIS. COND. | | TRESPASS | | CRIM. THREAT | | ALL OTHER | | RESTRN. ORD. | | NON-CRIM OFFENSE |
|---------------------------------|--------------|-----|-----------|-----------|----------|----------|----------|----------|------------|----------|----------|----------|--------------|-----------|-----------|----------|--------------|----------|------------|----------|----------|----------|--------------|-----------|-----------|----------|--------------|-----------|------------------|
| | | | OFF. | ARR. | OFF. | ARR. | OFF. | ARR. | OFF. | ARR. | OFF. | ARR. | OFF. | ARR. | OFF. | ARR. | OFF. | ARR. | OFF. | ARR. | OFF. | ARR. | OFF. | ARR. | OFF. | ARR. | | | |
| UNION | UNION SO | 1 | 9 | 9 | 0 | 0 | 0 | 0 | 0 | 0 | 0 | 0 | 4 | 3 | 0 | 0 | 0 | 0 | 0 | 0 | 0 | 0 | 0 | 0 | 0 | 0 | 5 | 6 | 5 |
| UNION | UNION SO | 2 | 5 | 2 | 0 | 0 | 0 | 0 | 0 | 0 | 0 | 0 | 2 | 1 | 0 | 0 | 0 | 0 | 0 | 0 | 0 | 0 | 0 | 0 | 0 | 0 | 3 | 1 | 2 |
| UNION | UNION SO | 3 | 16 | 15 | 0 | 0 | 0 | 0 | 0 | 0 | 0 | 0 | 6 | 5 | 0 | 0 | 0 | 0 | 0 | 0 | 0 | 0 | 4 | 3 | 0 | 0 | 6 | 7 | 11 |
| UNION | UNION SO | 4 | 4 | 2 | 0 | 0 | 0 | 0 | 0 | 0 | 0 | 0 | 3 | 1 | 0 | 0 | 0 | 0 | 0 | 0 | 0 | 0 | 0 | 0 | 0 | 0 | 1 | 1 | 5 |
| AGENCY TOTAL | | | 34 | 28 | 0 | 0 | 0 | 0 | 0 | 0 | 0 | 0 | 15 | 10 | 0 | 0 | 0 | 0 | 0 | 0 | 0 | 0 | 4 | 3 | 0 | 0 | 15 | 15 | 23 |
| UNION | LA GRANDE PD | 1 | 11 | 9 | 0 | 0 | 0 | 0 | 0 | 0 | 0 | 0 | 8 | 6 | 0 | 0 | 0 | 0 | 0 | 0 | 0 | 0 | 3 | 3 | 0 | 0 | 0 | 0 | 39 |
| UNION | LA GRANDE PD | 2 | 9 | 7 | 0 | 0 | 0 | 0 | 2 | 1 | 0 | 0 | 5 | 4 | 0 | 0 | 0 | 0 | 0 | 0 | 0 | 0 | 2 | 2 | 0 | 0 | 0 | 0 | 17 |
| UNION | LA GRANDE PD | 3 | 20 | 20 | 0 | 0 | 0 | 0 | 0 | 0 | 0 | 0 | 11 | 11 | 0 | 0 | 0 | 0 | 0 | 0 | 0 | 0 | 7 | 7 | 0 | 0 | 2 | 2 | 47 |
| UNION | LA GRANDE PD | 4 | 18 | 22 | 0 | 0 | 0 | 0 | 1 | 1 | 0 | 0 | 7 | 10 | 0 | 0 | 0 | 0 | 0 | 0 | 0 | 0 | 3 | 5 | 2 | 2 | 5 | 4 | 39 |
| AGENCY TOTAL | | | 58 | 58 | 0 | 0 | 0 | 0 | 3 | 2 | 0 | 0 | 31 | 31 | 0 | 0 | 0 | 0 | 0 | 0 | 0 | 0 | 15 | 17 | 2 | 2 | 7 | 6 | 142 |
| UNION | ELGIN PD | 1 | 0 | 0 | | | | | | | | | | | | | | | | | | | | | | | | | |
| UNION | ELGIN PD | 2 | 0 | 0 | | | | | | | | | | | | | | | | | | | | | | | | | |
| UNION | ELGIN PD | 3 | 0 | 0 | | | | | | | | | | | | | | | | | | | | | | | | | |
| UNION | ELGIN PD | 4 | 0 | 0 | | | | | | | | | | | | | | | | | | | | | | | | | |
| AGENCY TOTAL | | | 0 | 0 | 0 | 0 | 0 | 0 | 0 | 0 | 0 | 0 | 0 | 0 | 0 | 0 | 0 | 0 | 0 | 0 | 0 | 0 | 0 | 0 | 0 | 0 | 0 | 0 | 0 |
| UNION | OSP UNION | 1 | 0 | 0 | 0 | 0 | 0 | 0 | 0 | 0 | 0 | 0 | 0 | 0 | 0 | 0 | 0 | 0 | 0 | 0 | 0 | 0 | 0 | 0 | 0 | 0 | 0 | 0 | 3 |
| UNION | OSP UNION | 2 | 2 | 2 | 0 | 0 | 0 | 0 | 1 | 1 | 0 | 0 | 0 | 0 | 0 | 0 | 0 | 0 | 0 | 0 | 0 | 0 | 0 | 0 | 0 | 0 | 1 | 1 | 3 |
| UNION | OSP UNION | 3 | 0 | 0 | 0 | 0 | 0 | 0 | 0 | 0 | 0 | 0 | 0 | 0 | 0 | 0 | 0 | 0 | 0 | 0 | 0 | 0 | 0 | 0 | 0 | 0 | 0 | 0 | 2 |
| UNION | OSP UNION | 4 | 3 | 2 | 0 | 0 | 0 | 0 | 0 | 0 | 0 | 0 | 2 | 1 | 0 | 0 | 0 | 0 | 0 | 0 | 0 | 0 | 0 | 0 | 0 | 0 | 1 | 1 | 3 |
| AGENCY TOTAL | | | 5 | 4 | 0 | 0 | 0 | 0 | 1 | 1 | 0 | 0 | 2 | 1 | 0 | 0 | 0 | 0 | 0 | 0 | 0 | 0 | 0 | 0 | 0 | 0 | 2 | 2 | 11 |
| 1st QTR COUNTY TOTAL | | | 20 | 18 | 0 | 0 | 0 | 0 | 0 | 0 | 0 | 0 | 12 | 9 | 0 | 0 | 0 | 0 | 0 | 0 | 0 | 0 | 3 | 3 | 0 | 0 | 5 | 6 | 47 |
| 2nd QTR COUNTY TOTAL | | | 16 | 11 | 0 | 0 | 0 | 0 | 3 | 2 | 0 | 0 | 7 | 5 | 0 | 0 | 0 | 0 | 0 | 0 | 0 | 0 | 2 | 2 | 0 | 0 | 4 | 2 | 22 |
| 3rd QTR COUNTY TOTAL | | | 36 | 35 | 0 | 0 | 0 | 0 | 0 | 0 | 0 | 0 | 17 | 16 | 0 | 0 | 0 | 0 | 0 | 0 | 0 | 0 | 11 | 10 | 0 | 0 | 8 | 9 | 60 |
| 4th QTR COUNTY TOTAL | | | 25 | 26 | 0 | 0 | 0 | 0 | 1 | 1 | 0 | 0 | 12 | 12 | 0 | 0 | 0 | 0 | 0 | 0 | 0 | 0 | 3 | 5 | 2 | 2 | 7 | 6 | 47 |
| UNION COUNTY GRAND TOTAL | | | 97 | 90 | 0 | 0 | 0 | 0 | 4 | 3 | 0 | 0 | 48 | 42 | 0 | 0 | 0 | 0 | 0 | 0 | 0 | 0 | 19 | 20 | 2 | 2 | 24 | 23 | 176 |

*Zeros (0) indicate that no offenses or arrests for a particular crime type were reported to law enforcement.
 Blank lines (no numbers or zeros (0)) indicate that a law enforcement agency did not submit data to the Oregon Uniform Crime Reporting program.

2003 DOMESTIC DISTURBANCES BY AGENCY*, COUNTY AND STATE

| COUNTY | AGENCY | QTR | TOTAL | | HOMICIDE | | RAPE | | AGG.ASSLT. | | BURGLARY | | SIMP. ASSLT. | | VANDALISM | | OTH SEX CRIM | | DIS. COND. | | TRESPASS | | CRIM. THREAT | | ALL OTHER | | RESTRN. ORD. | | NON-CRIM OFFENSE | |
|-----------------------------------|---------------|-----|------------|-----------|----------|----------|----------|----------|------------|----------|----------|----------|--------------|-----------|-----------|----------|--------------|----------|------------|-----------|-----------|----------|--------------|----------|-----------|----------|--------------|-----------|------------------|----------|
| | | | OFF. | ARR. | OFF. | ARR. | OFF. | ARR. | OFF. | ARR. | OFF. | ARR. | OFF. | ARR. | OFF. | ARR. | OFF. | ARR. | OFF. | ARR. | OFF. | ARR. | OFF. | ARR. | OFF. | ARR. | OFF. | ARR. | | |
| WALLOWA | WALLOWA SO | 1 | 0 | 0 | | | | | | | | | | | | | | | | | | | | | | | | | | |
| WALLOWA | WALLOWA SO | 2 | 0 | 0 | | | | | | | | | | | | | | | | | | | | | | | | | | |
| WALLOWA | WALLOWA SO | 3 | 0 | 0 | | | | | | | | | | | | | | | | | | | | | | | | | | |
| WALLOWA | WALLOWA SO | 4 | 0 | 0 | | | | | | | | | | | | | | | | | | | | | | | | | | |
| AGENCY TOTAL | | | 0 | 0 | 0 | 0 | 0 | 0 | 0 | 0 | 0 | 0 | 0 | 0 | 0 | 0 | 0 | 0 | 0 | 0 | 0 | 0 | 0 | 0 | 0 | 0 | 0 | 0 | 0 | 0 |
| WALLOWA | ENTERPRISE PD | 1 | 11 | 6 | 0 | 0 | 0 | 0 | 0 | 0 | 1 | 1 | 3 | 3 | 0 | 0 | 0 | 0 | 0 | 0 | 0 | 1 | 1 | 0 | 0 | 1 | 1 | 5 | 0 | 4 |
| WALLOWA | ENTERPRISE PD | 2 | 0 | 0 | | | | | | | | | | | | | | | | | | | | | | | | | | |
| WALLOWA | ENTERPRISE PD | 3 | 0 | 0 | | | | | | | | | | | | | | | | | | | | | | | | | | |
| WALLOWA | ENTERPRISE PD | 4 | 0 | 0 | | | | | | | | | | | | | | | | | | | | | | | | | | |
| AGENCY TOTAL | | | 11 | 6 | 0 | 0 | 0 | 0 | 0 | 0 | 1 | 1 | 3 | 3 | 0 | 0 | 0 | 0 | 0 | 0 | 0 | 1 | 1 | 0 | 0 | 1 | 1 | 5 | 0 | 4 |
| WALLOWA | OSP WALLOWA | 1 | 0 | 0 | 0 | 0 | 0 | 0 | 0 | 0 | 0 | 0 | 0 | 0 | 0 | 0 | 0 | 0 | 0 | 0 | 0 | 0 | 0 | 0 | 0 | 0 | 0 | 0 | 0 | 0 |
| WALLOWA | OSP WALLOWA | 2 | 0 | 0 | 0 | 0 | 0 | 0 | 0 | 0 | 0 | 0 | 0 | 0 | 0 | 0 | 0 | 0 | 0 | 0 | 0 | 0 | 0 | 0 | 0 | 0 | 0 | 0 | 0 | 0 |
| WALLOWA | OSP WALLOWA | 3 | 1 | 1 | 0 | 0 | 0 | 0 | 0 | 0 | 0 | 0 | 0 | 0 | 0 | 0 | 0 | 0 | 0 | 0 | 0 | 0 | 0 | 0 | 0 | 0 | 0 | 1 | 1 | 1 |
| WALLOWA | OSP WALLOWA | 4 | 0 | 0 | 0 | 0 | 0 | 0 | 0 | 0 | 0 | 0 | 0 | 0 | 0 | 0 | 0 | 0 | 0 | 0 | 0 | 0 | 0 | 0 | 0 | 0 | 0 | 0 | 0 | 0 |
| AGENCY TOTAL | | | 1 | 1 | 0 | 0 | 0 | 0 | 0 | 0 | 0 | 0 | 0 | 0 | 0 | 0 | 0 | 0 | 0 | 0 | 0 | 0 | 0 | 0 | 0 | 0 | 0 | 1 | 1 | 1 |
| 1st QTR COUNTY TOTAL | | | 11 | 6 | 0 | 0 | 0 | 0 | 0 | 0 | 1 | 1 | 3 | 3 | 0 | 0 | 0 | 0 | 0 | 0 | 0 | 1 | 1 | 0 | 0 | 1 | 1 | 5 | 0 | 4 |
| 2nd QTR COUNTY TOTAL | | | 0 | 0 | 0 | 0 | 0 | 0 | 0 | 0 | 0 | 0 | 0 | 0 | 0 | 0 | 0 | 0 | 0 | 0 | 0 | 0 | 0 | 0 | 0 | 0 | 0 | 0 | 0 | 0 |
| 3rd QTR COUNTY TOTAL | | | 1 | 1 | 0 | 0 | 0 | 0 | 0 | 0 | 0 | 0 | 0 | 0 | 0 | 0 | 0 | 0 | 0 | 0 | 0 | 0 | 0 | 0 | 0 | 0 | 0 | 1 | 1 | 1 |
| 4th QTR COUNTY TOTAL | | | 0 | 0 | 0 | 0 | 0 | 0 | 0 | 0 | 0 | 0 | 0 | 0 | 0 | 0 | 0 | 0 | 0 | 0 | 0 | 0 | 0 | 0 | 0 | 0 | 0 | 0 | 0 | 0 |
| WALLOWA COUNTY GRAND TOTAL | | | 12 | 7 | 0 | 0 | 0 | 0 | 0 | 0 | 1 | 1 | 3 | 3 | 0 | 0 | 0 | 0 | 0 | 0 | 0 | 1 | 1 | 0 | 0 | 1 | 1 | 6 | 1 | 5 |
| WASCO | WASCO SO | 1 | 28 | 40 | 0 | 0 | 0 | 0 | 7 | 0 | 0 | 0 | 0 | 22 | 0 | 0 | 0 | 0 | 0 | 12 | 8 | 0 | 0 | 0 | 0 | 0 | 0 | 13 | 6 | 0 |
| WASCO | WASCO SO | 2 | 0 | 0 | | | | | | | | | | | | | | | | | | | | | | | | | | |
| WASCO | WASCO SO | 3 | 0 | 0 | | | | | | | | | | | | | | | | | | | | | | | | | | |
| WASCO | WASCO SO | 4 | 23 | 1 | 0 | 0 | 0 | 0 | 5 | 0 | 9 | 0 | 0 | 0 | 0 | 0 | 0 | 0 | 0 | 0 | 7 | 0 | 0 | 0 | 0 | 0 | 2 | 1 | 0 | |
| AGENCY TOTAL | | | 51 | 41 | 0 | 0 | 0 | 0 | 12 | 0 | 9 | 0 | 0 | 22 | 0 | 0 | 0 | 0 | 0 | 12 | 15 | 0 | 0 | 0 | 0 | 0 | 15 | 7 | 0 | |
| WASCO | THE DALLES PD | 1 | 14 | 9 | 0 | 0 | 0 | 0 | 0 | 0 | 0 | 0 | 6 | 2 | 0 | 0 | 0 | 0 | 1 | 2 | 0 | 0 | 1 | 1 | 0 | 0 | 6 | 4 | 32 | |
| WASCO | THE DALLES PD | 2 | 16 | 11 | 0 | 0 | 0 | 0 | 0 | 0 | 0 | 0 | 10 | 10 | 0 | 0 | 0 | 0 | 0 | 0 | 0 | 0 | 0 | 0 | 0 | 0 | 6 | 1 | 30 | |
| WASCO | THE DALLES PD | 3 | 26 | 18 | 0 | 0 | 0 | 0 | 0 | 0 | 0 | 0 | 11 | 8 | 0 | 0 | 0 | 0 | 0 | 0 | 0 | 0 | 0 | 0 | 0 | 0 | 15 | 10 | 32 | |
| WASCO | THE DALLES PD | 4 | 23 | 16 | 0 | 0 | 0 | 0 | 0 | 0 | 0 | 0 | 6 | 6 | 0 | 0 | 0 | 0 | 6 | 3 | 0 | 0 | 0 | 0 | 1 | 1 | 10 | 6 | 35 | |
| AGENCY TOTAL | | | 79 | 54 | 0 | 0 | 0 | 0 | 0 | 0 | 0 | 0 | 33 | 26 | 0 | 0 | 0 | 0 | 7 | 5 | 0 | 0 | 1 | 1 | 1 | 1 | 37 | 21 | 129 | |
| WASCO | OSP WASCO | 1 | 0 | 0 | 0 | 0 | 0 | 0 | 0 | 0 | 0 | 0 | 0 | 0 | 0 | 0 | 0 | 0 | 0 | 0 | 0 | 0 | 0 | 0 | 0 | 0 | 0 | 0 | 0 | 2 |
| WASCO | OSP WASCO | 2 | 0 | 0 | 0 | 0 | 0 | 0 | 0 | 0 | 0 | 0 | 0 | 0 | 0 | 0 | 0 | 0 | 0 | 0 | 0 | 0 | 0 | 0 | 0 | 0 | 0 | 0 | 0 | 2 |
| WASCO | OSP WASCO | 3 | 2 | 2 | 0 | 0 | 0 | 0 | 0 | 0 | 0 | 0 | 0 | 0 | 0 | 0 | 0 | 0 | 0 | 0 | 0 | 0 | 0 | 0 | 0 | 0 | 2 | 2 | 0 | |
| WASCO | OSP WASCO | 4 | 0 | 0 | 0 | 0 | 0 | 0 | 0 | 0 | 0 | 0 | 0 | 0 | 0 | 0 | 0 | 0 | 0 | 0 | 0 | 0 | 0 | 0 | 0 | 0 | 0 | 0 | 0 | 0 |
| AGENCY TOTAL | | | 2 | 2 | 0 | 0 | 0 | 0 | 0 | 0 | 0 | 0 | 0 | 0 | 0 | 0 | 0 | 0 | 0 | 0 | 0 | 0 | 0 | 0 | 0 | 0 | 2 | 2 | 4 | |
| 1st QTR COUNTY TOTAL | | | 42 | 49 | 0 | 0 | 0 | 0 | 7 | 0 | 0 | 0 | 6 | 24 | 0 | 0 | 0 | 0 | 1 | 14 | 8 | 0 | 1 | 1 | 0 | 0 | 19 | 10 | 34 | |
| 2nd QTR COUNTY TOTAL | | | 16 | 11 | 0 | 0 | 0 | 0 | 0 | 0 | 0 | 0 | 10 | 10 | 0 | 0 | 0 | 0 | 0 | 0 | 0 | 0 | 0 | 0 | 0 | 0 | 6 | 1 | 32 | |
| 3rd QTR COUNTY TOTAL | | | 28 | 20 | 0 | 0 | 0 | 0 | 0 | 0 | 0 | 0 | 11 | 8 | 0 | 0 | 0 | 0 | 0 | 0 | 0 | 0 | 0 | 0 | 0 | 0 | 17 | 12 | 32 | |
| 4th QTR COUNTY TOTAL | | | 46 | 17 | 0 | 0 | 0 | 0 | 5 | 0 | 9 | 0 | 6 | 6 | 0 | 0 | 0 | 0 | 6 | 3 | 7 | 0 | 0 | 0 | 1 | 1 | 12 | 7 | 35 | |
| WASCO COUNTY GRAND TOTAL | | | 132 | 97 | 0 | 0 | 0 | 0 | 12 | 0 | 9 | 0 | 33 | 48 | 0 | 0 | 0 | 0 | 7 | 17 | 15 | 0 | 1 | 1 | 1 | 1 | 54 | 30 | 133 | |

*Zeros (0) indicate that no offenses or arrests for a particular crime type were reported to law enforcement.
Blank lines (no numbers or zeros (0)) indicate that a law enforcement agency did not submit data to the Oregon Uniform Crime Reporting program.

2003 DOMESTIC DISTURBANCES BY AGENCY*, COUNTY AND STATE

| COUNTY | AGENCY | QTR | TOTAL | | HOMICIDE | | RAPE | | AGG.ASSLT. | | BURGLARY | | SIMP. ASSLT. | | VANDALISM | | OTH SEX CRIM | | DIS. COND. | | TRESPASS | | CRIM. THREAT | | ALL OTHER | | RESTRN. ORD. | | NON-CRIM OFFENSE |
|---------------------|-----------------|-----|------------|------------|----------|----------|----------|----------|------------|-----------|----------|----------|--------------|------------|-----------|----------|--------------|----------|------------|-----------|----------|----------|--------------|----------|-----------|----------|--------------|----------|------------------|
| | | | OFF. | ARR. | OFF. | ARR. | OFF. | ARR. | OFF. | ARR. | OFF. | ARR. | OFF. | ARR. | OFF. | ARR. | OFF. | ARR. | OFF. | ARR. | OFF. | ARR. | OFF. | ARR. | OFF. | ARR. | OFF. | ARR. | |
| WASHINGTON | WASHINGTON SO | 1 | 70 | 49 | 0 | 0 | 0 | 0 | 2 | 1 | 1 | 0 | 43 | 35 | 0 | 0 | 0 | 0 | 9 | 8 | 1 | 1 | 0 | 0 | 14 | 4 | 0 | 0 | 0 |
| WASHINGTON | WASHINGTON SO | 2 | 32 | 32 | 0 | 0 | 0 | 0 | 2 | 2 | 0 | 0 | 23 | 23 | 2 | 2 | 0 | 0 | 3 | 3 | 0 | 0 | 0 | 0 | 2 | 2 | 0 | 0 | 0 |
| WASHINGTON | WASHINGTON SO | 3 | 54 | 44 | 0 | 0 | 0 | 0 | 1 | 1 | 0 | 0 | 46 | 40 | 0 | 0 | 0 | 0 | 2 | 2 | 0 | 0 | 0 | 0 | 5 | 1 | 0 | 0 | 0 |
| WASHINGTON | WASHINGTON SO | 4 | 55 | 42 | 1 | 1 | 0 | 0 | 3 | 3 | 0 | 0 | 39 | 37 | 0 | 0 | 0 | 0 | 0 | 0 | 0 | 0 | 0 | 0 | 12 | 1 | 0 | 0 | 0 |
| AGENCY TOTAL | | | 211 | 167 | 1 | 1 | 0 | 0 | 8 | 7 | 1 | 0 | 151 | 135 | 2 | 2 | 0 | 0 | 14 | 13 | 1 | 1 | 0 | 0 | 33 | 8 | 0 | 0 | 0 |
| WASHINGTON | BEAVERTON PD | 1 | 43 | 37 | 0 | 0 | 0 | 0 | 6 | 6 | 0 | 0 | 34 | 28 | 0 | 0 | 0 | 0 | 3 | 3 | 0 | 0 | 0 | 0 | 0 | 0 | 0 | 0 | 0 |
| WASHINGTON | BEAVERTON PD | 2 | 27 | 27 | 0 | 0 | 0 | 0 | 0 | 0 | 0 | 0 | 26 | 26 | 0 | 0 | 0 | 0 | 0 | 0 | 0 | 0 | 0 | 0 | 1 | 1 | 0 | 0 | 0 |
| WASHINGTON | BEAVERTON PD | 3 | 41 | 35 | 0 | 0 | 0 | 0 | 3 | 3 | 0 | 0 | 34 | 29 | 1 | 1 | 0 | 0 | 2 | 2 | 0 | 0 | 0 | 0 | 1 | 0 | 0 | 0 | 0 |
| WASHINGTON | BEAVERTON PD | 4 | 37 | 33 | 0 | 0 | 2 | 1 | 5 | 5 | 0 | 0 | 29 | 26 | 0 | 0 | 0 | 0 | 0 | 0 | 0 | 0 | 0 | 0 | 1 | 1 | 0 | 0 | 0 |
| AGENCY TOTAL | | | 148 | 132 | 0 | 0 | 2 | 1 | 14 | 14 | 0 | 0 | 123 | 109 | 1 | 1 | 0 | 0 | 5 | 5 | 0 | 0 | 0 | 0 | 3 | 2 | 0 | 0 | 0 |
| WASHINGTON | FOREST GROVE PD | 1 | 0 | 0 | | | | | | | | | | | | | | | | | | | | | | | | | |
| WASHINGTON | FOREST GROVE PD | 2 | 0 | 0 | | | | | | | | | | | | | | | | | | | | | | | | | |
| WASHINGTON | FOREST GROVE PD | 3 | 0 | 0 | | | | | | | | | | | | | | | | | | | | | | | | | |
| WASHINGTON | FOREST GROVE PD | 4 | 0 | 0 | | | | | | | | | | | | | | | | | | | | | | | | | |
| AGENCY TOTAL | | | 0 | 0 | 0 | 0 | 0 | 0 | 0 | 0 | 0 | 0 | 0 | 0 | 0 | 0 | 0 | 0 | 0 | 0 | 0 | 0 | 0 | 0 | 0 | 0 | 0 | 0 | 0 |
| WASHINGTON | HILLSBORO PD | 1 | 60 | 54 | 0 | 0 | 0 | 0 | 2 | 2 | 1 | 1 | 56 | 50 | 0 | 0 | 0 | 0 | 1 | 0 | 0 | 0 | 0 | 0 | 0 | 1 | 0 | 0 | 0 |
| WASHINGTON | HILLSBORO PD | 2 | 70 | 70 | 0 | 0 | 0 | 0 | 0 | 0 | 0 | 0 | 69 | 69 | 0 | 0 | 0 | 0 | 0 | 0 | 0 | 0 | 0 | 0 | 1 | 1 | 0 | 0 | 0 |
| WASHINGTON | HILLSBORO PD | 3 | 92 | 79 | 0 | 0 | 1 | 1 | 2 | 2 | 0 | 0 | 83 | 70 | 1 | 1 | 0 | 0 | 3 | 3 | 0 | 0 | 0 | 0 | 2 | 2 | 0 | 0 | 0 |
| WASHINGTON | HILLSBORO PD | 4 | 83 | 77 | 0 | 0 | 0 | 0 | 0 | 0 | 0 | 0 | 79 | 75 | 0 | 0 | 0 | 0 | 1 | 1 | 0 | 0 | 0 | 0 | 3 | 1 | 0 | 0 | 0 |
| AGENCY TOTAL | | | 305 | 280 | 0 | 0 | 1 | 1 | 4 | 4 | 1 | 1 | 287 | 264 | 1 | 1 | 0 | 0 | 5 | 4 | 0 | 0 | 0 | 0 | 6 | 5 | 0 | 0 | 0 |
| WASHINGTON | TIGARD PD | 1 | 22 | 14 | 0 | 0 | 0 | 0 | 1 | 1 | 0 | 0 | 15 | 11 | 0 | 0 | 0 | 0 | 3 | 1 | 0 | 0 | 0 | 0 | 3 | 1 | 0 | 0 | 0 |
| WASHINGTON | TIGARD PD | 2 | 20 | 20 | 0 | 0 | 0 | 0 | 1 | 1 | 0 | 0 | 17 | 17 | 0 | 0 | 0 | 0 | 2 | 2 | 0 | 0 | 0 | 0 | 0 | 0 | 0 | 0 | 0 |
| WASHINGTON | TIGARD PD | 3 | 21 | 15 | 0 | 0 | 0 | 0 | 2 | 2 | 0 | 0 | 18 | 13 | 0 | 0 | 0 | 0 | 0 | 0 | 0 | 0 | 0 | 0 | 1 | 0 | 0 | 0 | 0 |
| WASHINGTON | TIGARD PD | 4 | 17 | 11 | 0 | 0 | 0 | 0 | 0 | 0 | 0 | 0 | 16 | 11 | 0 | 0 | 0 | 0 | 0 | 0 | 0 | 0 | 0 | 0 | 1 | 0 | 0 | 0 | 0 |
| AGENCY TOTAL | | | 80 | 60 | 0 | 0 | 0 | 0 | 4 | 4 | 0 | 0 | 66 | 52 | 0 | 0 | 0 | 0 | 5 | 3 | 0 | 0 | 0 | 0 | 5 | 1 | 0 | 0 | 0 |
| WASHINGTON | GASTON PD | 1 | 0 | 0 | | | | | | | | | | | | | | | | | | | | | | | | | |
| WASHINGTON | GASTON PD | 2 | 0 | 0 | | | | | | | | | | | | | | | | | | | | | | | | | |
| WASHINGTON | GASTON PD | 3 | 0 | 0 | | | | | | | | | | | | | | | | | | | | | | | | | |
| WASHINGTON | GASTON PD | 4 | 0 | 0 | | | | | | | | | | | | | | | | | | | | | | | | | |
| AGENCY TOTAL | | | 0 | 0 | 0 | 0 | 0 | 0 | 0 | 0 | 0 | 0 | 0 | 0 | 0 | 0 | 0 | 0 | 0 | 0 | 0 | 0 | 0 | 0 | 0 | 0 | 0 | 0 | 0 |
| WASHINGTON | SHERWOOD PD | 1 | 16 | 13 | 0 | 0 | 1 | 1 | 1 | 1 | 0 | 0 | 7 | 6 | 0 | 0 | 1 | 1 | 3 | 3 | 0 | 0 | 0 | 0 | 1 | 1 | 2 | 0 | 16 |
| WASHINGTON | SHERWOOD PD | 2 | 3 | 2 | 0 | 0 | 0 | 0 | 0 | 0 | 0 | 0 | 1 | 1 | 0 | 0 | 0 | 0 | 1 | 1 | 0 | 0 | 0 | 0 | 0 | 0 | 1 | 0 | 20 |
| WASHINGTON | SHERWOOD PD | 3 | 10 | 9 | 0 | 0 | 0 | 0 | 0 | 0 | 0 | 0 | 5 | 4 | 0 | 0 | 0 | 0 | 4 | 4 | 0 | 0 | 0 | 0 | 1 | 1 | 0 | 0 | 15 |
| WASHINGTON | SHERWOOD PD | 4 | 16 | 13 | 0 | 0 | 0 | 0 | 0 | 0 | 0 | 0 | 6 | 5 | 0 | 0 | 0 | 0 | 5 | 5 | 0 | 0 | 0 | 0 | 3 | 3 | 2 | 0 | 13 |
| AGENCY TOTAL | | | 45 | 37 | 0 | 0 | 1 | 1 | 1 | 1 | 0 | 0 | 19 | 16 | 0 | 0 | 1 | 1 | 13 | 13 | 0 | 0 | 0 | 0 | 5 | 5 | 5 | 0 | 64 |

*Zeros (0) indicate that no offenses or arrests for a particular crime type were reported to law enforcement.
 Blank lines (no numbers or zeros (0)) indicate that a law enforcement agency did not submit data to the Oregon Uniform Crime Reporting program.

2003 DOMESTIC DISTURBANCES BY AGENCY*, COUNTY AND STATE

| COUNTY | AGENCY | QTR | TOTAL | | HOMICIDE OFF. ARR. | RAPE OFF. ARR. | AGG. ASSLT. OFF. ARR. | BURGLARY OFF. ARR. | SIMP. ASSLT. OFF. ARR. | VANDALISM OFF. ARR. | OTH SEX CRIM OFF. ARR. | DIS. COND. OFF. ARR. | TRESPASS OFF. ARR. | CRIM. THREAT OFF. ARR. | ALL OTHER OFF. ARR. | RESTRN. ORD. OFF. ARR. | NON-CRIM OFFENSE | | | | | | | | |
|--------------------------------------|-----------------|-----|------------|------------|-----------------------|-------------------|--------------------------|-----------------------|---------------------------|------------------------|---------------------------|-------------------------|-----------------------|---------------------------|------------------------|---------------------------|---------------------|-----------|-----------|------------|------------|-----------|-----------|------------|-----------|
| | | | OFF. | ARR. | | | | | | | | | | | | | | | | | | | | | |
| WASHINGTON | CORNELIUS PD | 1 | 21 | 16 | 0 | 0 | 4 | 4 | 7 | 7 | 0 | 6 | 3 | 0 | 0 | 4 | 2 | 16 | | | | | | | |
| WASHINGTON | CORNELIUS PD | 2 | 19 | 15 | 0 | 0 | 4 | 4 | 8 | 7 | 0 | 2 | 1 | 0 | 0 | 5 | 3 | 20 | | | | | | | |
| WASHINGTON | CORNELIUS PD | 3 | 21 | 16 | 0 | 0 | 2 | 2 | 6 | 5 | 0 | 7 | 4 | 0 | 0 | 6 | 5 | 21 | | | | | | | |
| WASHINGTON | CORNELIUS PD | 4 | 27 | 22 | 0 | 0 | 4 | 4 | 7 | 7 | 0 | 5 | 4 | 3 | 1 | 8 | 6 | 23 | | | | | | | |
| AGENCY TOTAL | | | 26 | 17 | | | | | | | | | | 3 | 1 | 0 | 0 | 23 | 16 | 80 | | | | | |
| WASHINGTON | NORTH PLAINS PD | 1 | 0 | 0 | | | | | | | | | | | | | | | | | | | | | |
| WASHINGTON | NORTH PLAINS PD | 2 | 0 | 0 | | | | | | | | | | | | | | | | | | | | | |
| WASHINGTON | NORTH PLAINS PD | 3 | 0 | 0 | | | | | | | | | | | | | | | | | | | | | |
| WASHINGTON | NORTH PLAINS PD | 4 | 0 | 0 | | | | | | | | | | | | | | | | | | | | | |
| AGENCY TOTAL | | | 0 | 0 | 0 | 0 | 0 | 0 | 0 | 0 | 0 | 0 | 0 | 0 | 0 | 0 | 0 | 0 | 0 | | | | | | |
| WASHINGTON | BANKS PD | 1 | 0 | 0 | | | | | | | | | | | | | | | | | | | | | |
| WASHINGTON | BANKS PD | 2 | 0 | 0 | | | | | | | | | | | | | | | | | | | | | |
| WASHINGTON | BANKS PD | 3 | 0 | 0 | | | | | | | | | | | | | | | | | | | | | |
| WASHINGTON | BANKS PD | 4 | 0 | 0 | | | | | | | | | | | | | | | | | | | | | |
| AGENCY TOTAL | | | 0 | 0 | 0 | 0 | 0 | 0 | 0 | 0 | 0 | 0 | 0 | 0 | 0 | 0 | 0 | 0 | | | | | | | |
| WASHINGTON | KING CITY PD | 1 | 0 | 0 | | | | | | | | | | | | | | | | | | | | | |
| WASHINGTON | KING CITY PD | 2 | 0 | 0 | | | | | | | | | | | | | | | | | | | | | |
| WASHINGTON | KING CITY PD | 3 | 0 | 0 | | | | | | | | | | | | | | | | | | | | | |
| WASHINGTON | KING CITY PD | 4 | 0 | 0 | | | | | | | | | | | | | | | | | | | | | |
| AGENCY TOTAL | | | 0 | 0 | 0 | 0 | 0 | 0 | 0 | 0 | 0 | 0 | 0 | 0 | 0 | 0 | 0 | 0 | | | | | | | |
| WASHINGTON | TUALATIN PD | 1 | 36 | 23 | 0 | 0 | 0 | 0 | 12 | 9 | 1 | 0 | 0 | 1 | 1 | 15 | 7 | 7 | 6 | 31 | | | | | |
| WASHINGTON | TUALATIN PD | 2 | 36 | 21 | 0 | 0 | 1 | 0 | 17 | 15 | 2 | 0 | 0 | 0 | 0 | 9 | 3 | 7 | 3 | 34 | | | | | |
| WASHINGTON | TUALATIN PD | 3 | 22 | 15 | 0 | 0 | 1 | 1 | 12 | 10 | 0 | 0 | 0 | 0 | 0 | 5 | 2 | 4 | 2 | 74 | | | | | |
| WASHINGTON | TUALATIN PD | 4 | 24 | 20 | 0 | 0 | 0 | 0 | 11 | 10 | 0 | 0 | 0 | 0 | 0 | 7 | 5 | 6 | 5 | 37 | | | | | |
| AGENCY TOTAL | | | 118 | 79 | 0 | 0 | 2 | 1 | 52 | 44 | 3 | 0 | 0 | 1 | 1 | 36 | 17 | 24 | 16 | 176 | | | | | |
| WASHINGTON | OSP WASHINGTON | 1 | 0 | 0 | 0 | 0 | 0 | 0 | 0 | 0 | 0 | 0 | 0 | 0 | 0 | 0 | 0 | 0 | 0 | | | | | | |
| WASHINGTON | OSP WASHINGTON | 2 | 0 | 0 | 0 | 0 | 0 | 0 | 0 | 0 | 0 | 0 | 0 | 0 | 0 | 0 | 0 | 0 | 0 | | | | | | |
| WASHINGTON | OSP WASHINGTON | 3 | 0 | 0 | 0 | 0 | 0 | 0 | 0 | 0 | 0 | 0 | 0 | 0 | 0 | 0 | 0 | 0 | 2 | | | | | | |
| WASHINGTON | OSP WASHINGTON | 4 | 0 | 0 | 0 | 0 | 0 | 0 | 0 | 0 | 0 | 0 | 0 | 0 | 0 | 0 | 0 | 0 | 3 | | | | | | |
| AGENCY TOTAL | | | 0 | 0 | 0 | 0 | 0 | 0 | 0 | 0 | 0 | 0 | 0 | 0 | 0 | 0 | 0 | 0 | 0 | 5 | | | | | |
| 1st QTR COUNTY TOTAL | | | 268 | 206 | 0 | 0 | 1 | 1 | 16 | 15 | 2 | 1 | 1 | 25 | 18 | 2 | 2 | 0 | 0 | 33 | 14 | 13 | 8 | 63 | |
| 2nd QTR COUNTY TOTAL | | | 207 | 187 | 0 | 0 | 8 | 7 | 0 | 0 | 161 | 158 | 4 | 2 | 0 | 0 | 13 | 7 | 13 | 6 | 74 | | | | |
| 3rd QTR COUNTY TOTAL | | | 261 | 213 | 0 | 0 | 1 | 1 | 11 | 11 | 0 | 0 | 2 | 2 | 0 | 0 | 15 | 6 | 10 | 7 | 112 | | | | |
| 4th QTR COUNTY TOTAL | | | 259 | 218 | 1 | 1 | 2 | 1 | 12 | 12 | 0 | 0 | 187 | 171 | 0 | 0 | 11 | 10 | 0 | 0 | 3 | 1 | 27 | 11 | 76 |
| WASHINGTON COUNTY GRAND TOTAL | | | 995 | 824 | 1 | 1 | 4 | 3 | 47 | 45 | 2 | 1 | 1 | 62 | 50 | 2 | 2 | 3 | 1 | 88 | 38 | 52 | 32 | 325 | |

*Zeros (0) indicate that no offenses or arrests for a particular crime type were reported to law enforcement.
 Blank lines (no numbers or zeros (0)) indicate that a law enforcement agency did not submit data to the Oregon Uniform Crime Reporting program.

2003 DOMESTIC DISTURBANCES BY AGENCY*, COUNTY AND STATE

| COUNTY | AGENCY | QTR | TOTAL | | HOMICIDE | | RAPE | | AGG.ASSLT. | | BURGLARY | | SIMP. ASSLT. | | VANDALISM | | OTH SEX CRIM | | DIS. COND. | | TRESPASS | | CRIM. THREAT | | ALL OTHER | | RESTRN. ORD. | | NON-CRIM OFFENSE | |
|---------|-----------------------------------|-----|------------|------------|----------|----------|----------|----------|------------|-----------|----------|----------|--------------|------------|-----------|----------|--------------|----------|------------|-----------|----------|----------|--------------|----------|-----------|-----------|--------------|-----------|------------------|----------|
| | | | OFF. | ARR. | OFF. | ARR. | OFF. | ARR. | OFF. | ARR. | OFF. | ARR. | OFF. | ARR. | OFF. | ARR. | OFF. | ARR. | OFF. | ARR. | OFF. | ARR. | OFF. | ARR. | OFF. | ARR. | OFF. | ARR. | | |
| WHEELER | WHEELER SO | 1 | 0 | 0 | | | | | | | | | | | | | | | | | | | | | | | | | | |
| WHEELER | WHEELER SO | 2 | 0 | 0 | | | | | | | | | | | | | | | | | | | | | | | | | | |
| WHEELER | WHEELER SO | 3 | 0 | 0 | | | | | | | | | | | | | | | | | | | | | | | | | | |
| WHEELER | WHEELER SO | 4 | 0 | 0 | | | | | | | | | | | | | | | | | | | | | | | | | | |
| | AGENCY TOTAL | | 0 | 0 | 0 | 0 | 0 | 0 | 0 | 0 | 0 | 0 | 0 | 0 | 0 | 0 | 0 | 0 | 0 | 0 | 0 | 0 | 0 | 0 | 0 | 0 | 0 | 0 | 0 | 0 |
| WHEELER | OSP WHEELER | 1 | 0 | 0 | 0 | 0 | 0 | 0 | 0 | 0 | 0 | 0 | 0 | 0 | 0 | 0 | 0 | 0 | 0 | 0 | 0 | 0 | 0 | 0 | 0 | 0 | 0 | 0 | 0 | 0 |
| WHEELER | OSP WHEELER | 2 | 0 | 0 | 0 | 0 | 0 | 0 | 0 | 0 | 0 | 0 | 0 | 0 | 0 | 0 | 0 | 0 | 0 | 0 | 0 | 0 | 0 | 0 | 0 | 0 | 0 | 0 | 0 | 0 |
| WHEELER | OSP WHEELER | 3 | 0 | 0 | 0 | 0 | 0 | 0 | 0 | 0 | 0 | 0 | 0 | 0 | 0 | 0 | 0 | 0 | 0 | 0 | 0 | 0 | 0 | 0 | 0 | 0 | 0 | 0 | 0 | 0 |
| WHEELER | OSP WHEELER | 4 | 0 | 0 | 0 | 0 | 0 | 0 | 0 | 0 | 0 | 0 | 0 | 0 | 0 | 0 | 0 | 0 | 0 | 0 | 0 | 0 | 0 | 0 | 0 | 0 | 0 | 0 | 0 | 0 |
| | AGENCY TOTAL | | 0 | 0 | 0 | 0 | 0 | 0 | 0 | 0 | 0 | 0 | 0 | 0 | 0 | 0 | 0 | 0 | 0 | 0 | 0 | 0 | 0 | 0 | 0 | 0 | 0 | 0 | 0 | 0 |
| | 1st QTR COUNTY TOTAL | | 0 | 0 | 0 | 0 | 0 | 0 | 0 | 0 | 0 | 0 | 0 | 0 | 0 | 0 | 0 | 0 | 0 | 0 | 0 | 0 | 0 | 0 | 0 | 0 | 0 | 0 | 0 | 0 |
| | 2nd QTR COUNTY TOTAL | | 0 | 0 | 0 | 0 | 0 | 0 | 0 | 0 | 0 | 0 | 0 | 0 | 0 | 0 | 0 | 0 | 0 | 0 | 0 | 0 | 0 | 0 | 0 | 0 | 0 | 0 | 0 | 0 |
| | 3rd QTR COUNTY TOTAL | | 0 | 0 | 0 | 0 | 0 | 0 | 0 | 0 | 0 | 0 | 0 | 0 | 0 | 0 | 0 | 0 | 0 | 0 | 0 | 0 | 0 | 0 | 0 | 0 | 0 | 0 | 0 | 0 |
| | 4th QTR COUNTY TOTAL | | 0 | 0 | 0 | 0 | 0 | 0 | 0 | 0 | 0 | 0 | 0 | 0 | 0 | 0 | 0 | 0 | 0 | 0 | 0 | 0 | 0 | 0 | 0 | 0 | 0 | 0 | 0 | 0 |
| | WHEELER COUNTY GRAND TOTAL | | 0 | 0 | 0 | 0 | 0 | 0 | 0 | 0 | 0 | 0 | 0 | 0 | 0 | 0 | 0 | 0 | 0 | 0 | 0 | 0 | 0 | 0 | 0 | 0 | 0 | 0 | 0 | 0 |
| YAMHILL | YAMHILL SO | 1 | 0 | 0 | | | | | | | | | | | | | | | | | | | | | | | | | | |
| YAMHILL | YAMHILL SO | 2 | 24 | 19 | 0 | 0 | 0 | 0 | 3 | 2 | 0 | 0 | 14 | 12 | 1 | 0 | 0 | 0 | 0 | 0 | 0 | 0 | 0 | 1 | 1 | 5 | 4 | 0 | 0 | 10 |
| YAMHILL | YAMHILL SO | 3 | 43 | 25 | 0 | 0 | 0 | 0 | 3 | 1 | 0 | 0 | 15 | 13 | 1 | 1 | 0 | 0 | 2 | 2 | 0 | 0 | 0 | 0 | 22 | 8 | 0 | 0 | 14 | |
| YAMHILL | YAMHILL SO | 4 | 121 | 83 | 0 | 0 | 0 | 0 | 9 | 14 | 3 | 3 | 36 | 41 | 9 | 4 | 0 | 1 | 15 | 2 | 0 | 0 | 1 | 1 | 48 | 17 | 0 | 0 | 26 | |
| | AGENCY TOTAL | | 188 | 127 | 0 | 0 | 0 | 0 | 15 | 17 | 3 | 3 | 65 | 66 | 11 | 5 | 0 | 1 | 17 | 4 | 0 | 0 | 2 | 2 | 75 | 29 | 0 | 0 | 50 | |
| YAMHILL | MCMINNVILLE PD | 1 | 0 | 0 | | | | | | | | | | | | | | | | | | | | | | | | | | |
| YAMHILL | MCMINNVILLE PD | 2 | 82 | 22 | 0 | 0 | 0 | 0 | 1 | 1 | 0 | 0 | 56 | 15 | 0 | 0 | 0 | 0 | 2 | 2 | 0 | 0 | 0 | 0 | 4 | 1 | 19 | 3 | 62 | |
| YAMHILL | MCMINNVILLE PD | 3 | 105 | 76 | 0 | 0 | 0 | 0 | 4 | 4 | 0 | 0 | 53 | 40 | 1 | 1 | 0 | 0 | 4 | 4 | 0 | 0 | 0 | 0 | 14 | 10 | 29 | 17 | 114 | |
| YAMHILL | MCMINNVILLE PD | 4 | 103 | 89 | 0 | 0 | 0 | 0 | 1 | 0 | 2 | 2 | 46 | 54 | 4 | 3 | 2 | 3 | 1 | 1 | 3 | 1 | 0 | 0 | 27 | 18 | 17 | 7 | 74 | |
| | AGENCY TOTAL | | 290 | 187 | 0 | 0 | 0 | 0 | 6 | 5 | 2 | 2 | 155 | 109 | 5 | 4 | 2 | 3 | 7 | 7 | 3 | 1 | 0 | 0 | 45 | 29 | 65 | 27 | 250 | |
| YAMHILL | NEWBERG PD | 1 | 26 | 22 | 0 | 0 | 0 | 0 | 1 | 0 | 0 | 0 | 11 | 9 | 0 | 0 | 0 | 0 | 2 | 2 | 0 | 0 | 0 | 0 | 12 | 11 | 0 | 0 | 13 | |
| YAMHILL | NEWBERG PD | 2 | 12 | 13 | 0 | 0 | 0 | 0 | 0 | 0 | 0 | 0 | 2 | 2 | 1 | 1 | 0 | 0 | 3 | 4 | 0 | 0 | 0 | 0 | 6 | 6 | 0 | 0 | 10 | |
| YAMHILL | NEWBERG PD | 3 | 34 | 31 | 0 | 0 | 0 | 0 | 1 | 1 | 0 | 0 | 8 | 7 | 2 | 2 | 0 | 0 | 6 | 5 | 0 | 0 | 0 | 0 | 17 | 16 | 0 | 0 | 21 | |
| YAMHILL | NEWBERG PD | 4 | 61 | 57 | 0 | 0 | 0 | 1 | 3 | 5 | 1 | 0 | 29 | 36 | 1 | 0 | 1 | 0 | 7 | 5 | 1 | 1 | 0 | 0 | 18 | 9 | 0 | 0 | 58 | |
| | AGENCY TOTAL | | 133 | 123 | 0 | 0 | 0 | 1 | 5 | 6 | 1 | 0 | 50 | 54 | 4 | 3 | 1 | 0 | 18 | 16 | 1 | 1 | 0 | 0 | 53 | 42 | 0 | 0 | 102 | |
| YAMHILL | CARLTON PD | 1 | 0 | 0 | | | | | | | | | | | | | | | | | | | | | | | | | | |
| YAMHILL | CARLTON PD | 2 | 0 | 0 | | | | | | | | | | | | | | | | | | | | | | | | | | |
| YAMHILL | CARLTON PD | 3 | 0 | 0 | | | | | | | | | | | | | | | | | | | | | | | | | | |
| YAMHILL | CARLTON PD | 4 | 0 | 0 | | | | | | | | | | | | | | | | | | | | | | | | | | |
| | AGENCY TOTAL | | 0 | 0 | 0 | 0 | 0 | 0 | 0 | 0 | 0 | 0 | 0 | 0 | 0 | 0 | 0 | 0 | 0 | 0 | 0 | 0 | 0 | 0 | 0 | 0 | 0 | 0 | 0 | 0 |

*Zeros (0) indicate that no offenses or arrests for a particular crime type were reported to law enforcement.
 Blank lines (no numbers or zeros (0)) indicate that a law enforcement agency did not submit data to the Oregon Uniform Crime Reporting program.

2003 DOMESTIC DISTURBANCES BY AGENCY*, COUNTY AND STATE

| COUNTY | AGENCY | QTR | TOTAL | | HOMICIDE | | RAPE | | AGG. ASHLT. | | BURGLARY | | SIMP. ASHLT. | | VANDALISM | | OTH SEX CRIM | | DIS. COND. | | TRESPASS | | CRIM. THREAT | | ALL OTHER | | RESTRN. ORD. | | NON-CRIM OFFENSE | |
|---------|-----------------------------------|-----|------------|------------|----------|----------|----------|----------|-------------|-----------|----------|-----------|--------------|------------|-----------|-----------|--------------|-----------|------------|-----------|----------|----------|--------------|-----------|------------|------------|--------------|------------|------------------|----------|
| | | | OFF. | ARR. | OFF. | ARR. | OFF. | ARR. | OFF. | ARR. | OFF. | ARR. | OFF. | ARR. | OFF. | ARR. | OFF. | ARR. | OFF. | ARR. | OFF. | ARR. | OFF. | ARR. | OFF. | ARR. | OFF. | ARR. | | |
| YAMHILL | AMITY PD | 1 | 0 | 0 | | | | | | | | | | | | | | | | | | | | | | | | | | |
| YAMHILL | AMITY PD | 2 | 0 | 0 | | | | | | | | | | | | | | | | | | | | | | | | | | |
| YAMHILL | AMITY PD | 3 | 0 | 0 | | | | | | | | | | | | | | | | | | | | | | | | | | |
| YAMHILL | AMITY PD | 4 | 0 | 0 | | | | | | | | | | | | | | | | | | | | | | | | | | |
| | AGENCY TOTAL | | 0 | 0 | 0 | 0 | 0 | 0 | 0 | 0 | 0 | 0 | 0 | 0 | 0 | 0 | 0 | 0 | 0 | 0 | 0 | 0 | 0 | 0 | 0 | 0 | 0 | 0 | 0 | 0 |
| YAMHILL | YAMHILL PD | 1 | 1 | 1 | 0 | 0 | 0 | 0 | 0 | 0 | 0 | 0 | 0 | 0 | 0 | 0 | 0 | 0 | 0 | 0 | 0 | 0 | 0 | 0 | 0 | 0 | 1 | 1 | 1 | |
| YAMHILL | YAMHILL PD | 2 | 1 | 1 | 0 | 0 | 0 | 0 | 0 | 0 | 0 | 0 | 1 | 1 | 0 | 0 | 0 | 0 | 0 | 0 | 0 | 0 | 0 | 0 | 0 | 0 | 0 | 0 | 0 | 3 |
| YAMHILL | YAMHILL PD | 3 | 2 | 2 | 0 | 0 | 0 | 0 | 0 | 0 | 0 | 0 | 0 | 0 | 0 | 0 | 0 | 1 | 1 | 0 | 0 | 1 | 1 | 0 | 0 | 0 | 0 | 0 | 0 | 1 |
| YAMHILL | YAMHILL PD | 4 | 2 | 2 | 0 | 0 | 0 | 0 | 0 | 0 | 0 | 0 | 1 | 1 | 0 | 0 | 0 | 0 | 0 | 0 | 0 | 0 | 0 | 0 | 0 | 0 | 1 | 1 | 2 | |
| | AGENCY TOTAL | | 6 | 6 | 0 | 0 | 0 | 0 | 0 | 0 | 0 | 2 | 2 | 0 | 0 | 0 | 0 | 1 | 1 | 0 | 0 | 1 | 1 | 0 | 0 | 2 | 2 | 7 | | |
| YAMHILL | DUNDEE PD | 1 | 4 | 2 | 0 | 0 | 0 | 0 | 0 | 0 | 0 | 1 | 1 | 0 | 0 | 0 | 0 | 0 | 0 | 0 | 0 | 0 | 0 | 0 | 0 | 0 | 3 | 1 | 11 | |
| YAMHILL | DUNDEE PD | 2 | 2 | 2 | 0 | 0 | 0 | 0 | 0 | 0 | 0 | 2 | 2 | 0 | 0 | 0 | 0 | 0 | 0 | 0 | 0 | 0 | 0 | 0 | 0 | 0 | 0 | 0 | 0 | |
| YAMHILL | DUNDEE PD | 3 | 8 | 8 | 0 | 0 | 0 | 0 | 0 | 0 | 0 | 8 | 8 | 0 | 0 | 0 | 0 | 0 | 0 | 0 | 0 | 0 | 0 | 0 | 0 | 0 | 0 | 0 | 0 | |
| YAMHILL | DUNDEE PD | 4 | 0 | 0 | 0 | 0 | 0 | 0 | 0 | 0 | 0 | 0 | 0 | 0 | 0 | 0 | 0 | 0 | 0 | 0 | 0 | 0 | 0 | 0 | 0 | 0 | 0 | 0 | 0 | |
| | AGENCY TOTAL | | 14 | 12 | 0 | 0 | 0 | 0 | 0 | 0 | 0 | 11 | 11 | 0 | 0 | 0 | 0 | 0 | 0 | 0 | 0 | 0 | 0 | 0 | 0 | 3 | 1 | 11 | | |
| YAMHILL | OSP YAMHILL | 1 | 2 | 1 | 0 | 0 | 0 | 0 | 0 | 0 | 0 | 1 | 0 | 0 | 0 | 0 | 0 | 0 | 0 | 0 | 0 | 0 | 0 | 0 | 0 | 0 | 1 | 1 | 0 | |
| YAMHILL | OSP YAMHILL | 2 | 1 | 1 | 0 | 0 | 0 | 0 | 0 | 0 | 0 | 0 | 0 | 0 | 0 | 0 | 0 | 0 | 0 | 0 | 0 | 0 | 0 | 0 | 0 | 0 | 1 | 1 | 1 | |
| YAMHILL | OSP YAMHILL | 3 | 0 | 0 | 0 | 0 | 0 | 0 | 0 | 0 | 0 | 0 | 0 | 0 | 0 | 0 | 0 | 0 | 0 | 0 | 0 | 0 | 0 | 0 | 0 | 0 | 0 | 0 | 0 | |
| YAMHILL | OSP YAMHILL | 4 | 0 | 0 | 0 | 0 | 0 | 0 | 0 | 0 | 0 | 0 | 0 | 0 | 0 | 0 | 0 | 0 | 0 | 0 | 0 | 0 | 0 | 0 | 0 | 0 | 0 | 0 | 0 | |
| | AGENCY TOTAL | | 3 | 2 | 0 | 0 | 0 | 0 | 0 | 0 | 0 | 1 | 0 | 0 | 0 | 0 | 0 | 0 | 0 | 0 | 0 | 0 | 0 | 0 | 0 | 2 | 2 | 2 | | |
| | 1st QTR COUNTY TOTAL | | 33 | 26 | 0 | 0 | 0 | 0 | 1 | 0 | 0 | 13 | 10 | 0 | 0 | 0 | 0 | 2 | 2 | 0 | 0 | 0 | 0 | 0 | 12 | 11 | 5 | 3 | 25 | |
| | 2nd QTR COUNTY TOTAL | | 122 | 58 | 0 | 0 | 0 | 0 | 4 | 3 | 0 | 75 | 32 | 2 | 1 | 0 | 0 | 5 | 6 | 0 | 0 | 1 | 1 | 15 | 11 | 20 | 4 | 86 | | |
| | 3rd QTR COUNTY TOTAL | | 192 | 142 | 0 | 0 | 0 | 0 | 8 | 6 | 0 | 84 | 68 | 4 | 4 | 0 | 0 | 13 | 12 | 0 | 0 | 1 | 1 | 53 | 34 | 29 | 17 | 151 | | |
| | 4th QTR COUNTY TOTAL | | 287 | 231 | 0 | 0 | 0 | 1 | 13 | 19 | 6 | 5 | 112 | 132 | 14 | 7 | 3 | 4 | 23 | 8 | 4 | 2 | 1 | 1 | 93 | 44 | 18 | 8 | 160 | |
| | YAMHILL COUNTY GRAND TOTAL | | 634 | 457 | 0 | 0 | 0 | 1 | 26 | 28 | 6 | 5 | 284 | 242 | 20 | 12 | 3 | 4 | 43 | 28 | 4 | 2 | 3 | 3 | 173 | 100 | 72 | 32 | 422 | |

| STATEWIDE | | 1st QTR STATE TOTAL | | 2nd QTR STATE TOTAL | | 3rd QTR STATE TOTAL | | 4th QTR STATE TOTAL | | GRAND TOTAL | | | | | | | | | | | | | | | | | | |
|-----------|--|---------------------|-------|---------------------|---|---------------------|----|---------------------|-----|-------------|----|-------|-------|-----|-----|----|----|-------|-----|-----|-----|-----|-----|-------|-----|-------|-----|-------|
| | | 3,253 | 1,801 | 4 | 2 | 70 | 3 | 289 | 162 | 40 | 12 | 1,461 | 967 | 64 | 19 | 5 | 3 | 418 | 195 | 183 | 73 | 105 | 71 | 235 | 119 | 379 | 175 | 955 |
| | | 2,780 | 2,183 | 1 | 1 | 2 | 2 | 92 | 81 | 15 | 13 | 1,408 | 1,241 | 39 | 31 | 2 | 2 | 261 | 215 | 79 | 72 | 158 | 117 | 221 | 150 | 502 | 258 | 1,657 |
| | | 4,005 | 2,342 | 4 | 3 | 16 | 3 | 316 | 171 | 44 | 14 | 1,877 | 1,264 | 105 | 32 | 5 | 2 | 454 | 216 | 242 | 90 | 147 | 113 | 344 | 178 | 451 | 256 | 1,410 |
| | | 3,660 | 2,159 | 3 | 3 | 10 | 4 | 272 | 168 | 38 | 15 | 1,631 | 1,126 | 108 | 39 | 7 | 6 | 505 | 212 | 200 | 74 | 135 | 99 | 370 | 177 | 381 | 236 | 1,100 |
| | | 13,698 | 8,485 | 12 | 9 | 98 | 12 | 969 | 582 | 137 | 54 | 6,377 | 4,598 | 316 | 121 | 19 | 13 | 1,638 | 838 | 704 | 309 | 545 | 400 | 1,170 | 624 | 1,713 | 925 | 5,122 |

*Zeros (0) indicate that no offenses or arrests for a particular crime type were reported to law enforcement.
 Blank lines (no numbers or zeros (0)) indicate that a law enforcement agency did not submit data to the Oregon Uniform Crime Reporting program.