

REPORT OF CRIMINAL OFFENSES
MOTIVATED BY PREJUDICE
JANUARY through DECEMBER, 2003

This page is intentionally blank.

OREGON BIAS CRIME STATISTICS SUMMARY

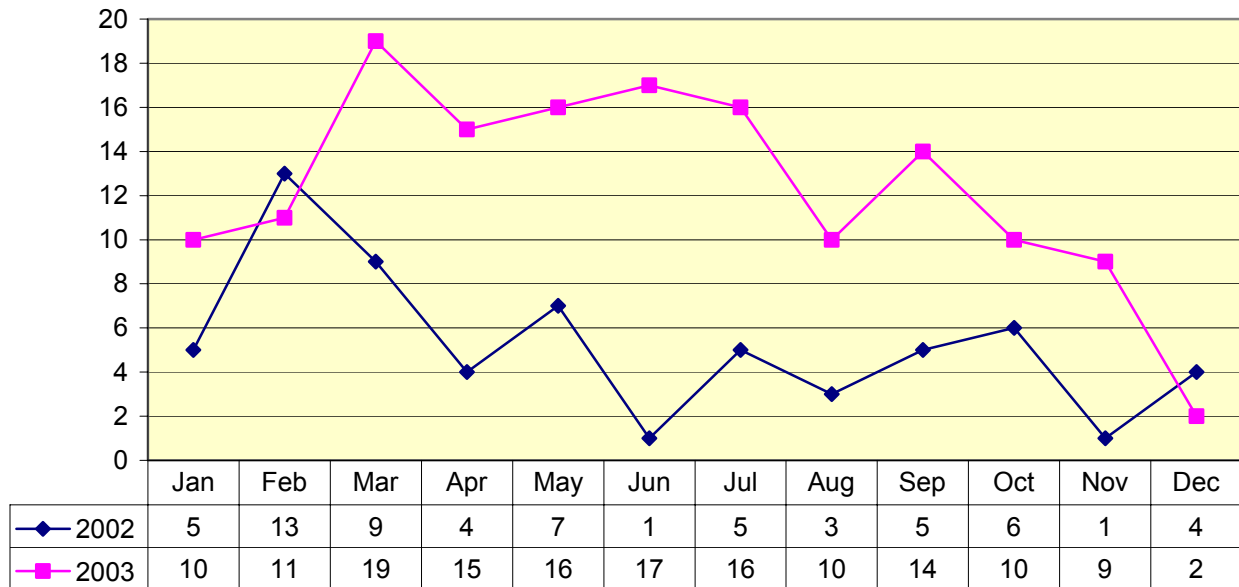
January through December 2003

The 1989 Oregon Legislature passed Senate Bill 606, amending ORS 181.550, requiring law enforcement agencies to report crimes motivated by prejudice to the State Executive Department, Law Enforcement Data System (LEDS). Law Enforcement agencies report these Bias Crime incidents by sending a copy of the police report to LEDS. The 1995 legislature passed Senate Bill 1044 which moved the Law Enforcement Data System from the Executive Department to the Department of Oregon State Police. This transfer included the Uniform Crime Reporting and Bias Crime Reporting Programs.

The number of bias crimes reported for 2003 increased 136.5% from the number reported for 2002. The primary reason for this drastic increase in reported incidents is that during the economic downturn in 2002, several law enforcement agencies were unable to provide all of their bias crime data to the Oregon Uniform Crime Reporting program because of staffing reductions. The inability of these agencies to submit their bias crime data created an artificially low number of reported bias crimes for 2002.

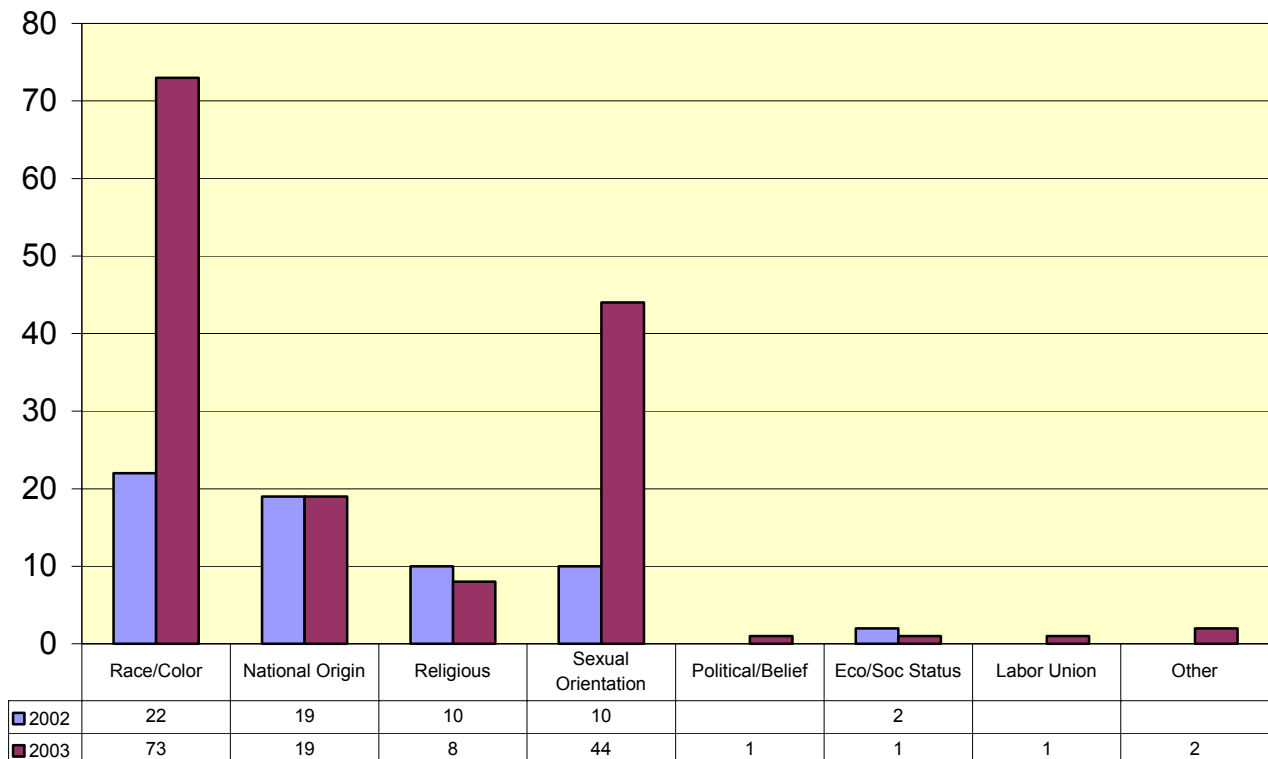
Bias Crime

Totals By Month Jan-Dec 2003 Compared to Jan-Dec 2002



By Type of Prejudice

Jan-Dec 2003 Compared to Jan-Dec 2002



A. Reported incidents by month:	January through December 2002	January through December 2003
January	5	10
February	13	11
March	9	19
April	4	15
May	7	16
June	1	17
July	5	16
August	3	10
September	5	14
October	6	10
November	1	9
December	4	2

TOTAL	63	149
-------	----	-----

B. Reported incidents by type of crime:

Aggravated Assault	1	23
Burglary-Larceny	1	2
Forcible Rape		
Intimidation	30	45
Motor Vehicle Theft		2
Murder		
Robbery	1	5
Simple Assault	11	21
Vandalism	18	49
Other	1	2

TOTAL	63	149
-------	----	-----

C. Reported incidents by type of prejudice:

Race/Color	22	73
National Origin	19	19
Religious	10	8
Sexual Orientation	10	44
Political/Beliefs		1
Labor Union		1
Economic/Social Status	2	1
Handicap		2

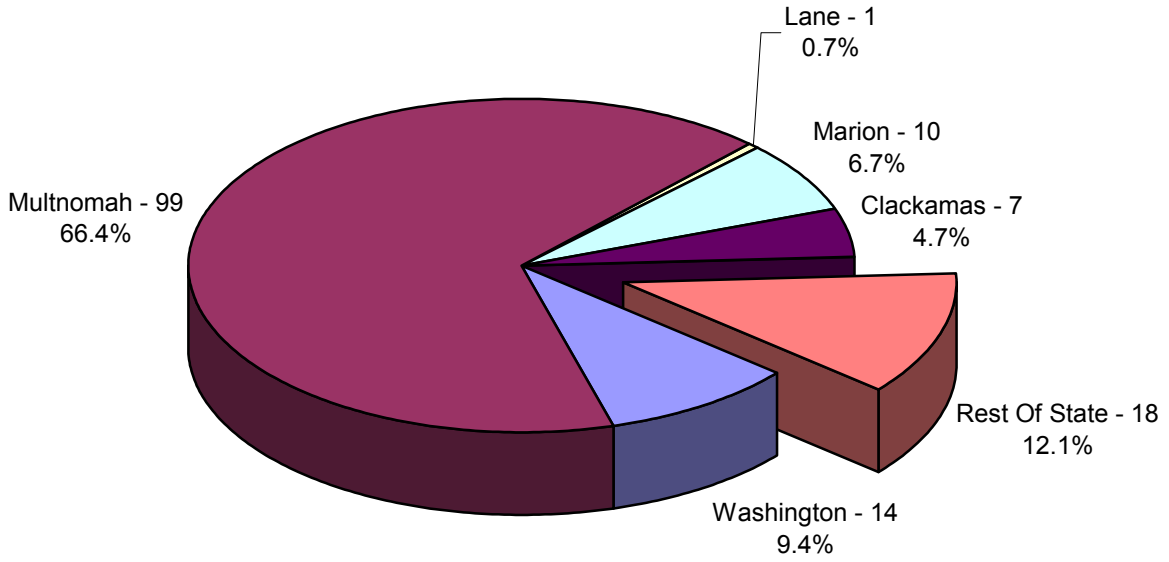
TOTAL	63	149
-------	----	-----

This page is intentionally blank.

D. Number and description of victims:	January through December 2002	January through December 2003
Arab Male	6	9
Arab Female		1
Asian Male	3	7
Asian Female	1	4
Black Male	9	24
Black Female	6	12
Hispanic Male	10	11
Hispanic Female	8	3
Indian Male		1
Indian Female		1
White Male	12	59
White Female	24	32
VICTIM TOTAL	79	164
Male Victim Total	40	111
Female Victim Total	39	53
E. Number and description of offenders:		
Arab Male		
Arab Female		
Asian Male		3
Asian Female		
Black Male		28
Black Female	2	3
Hispanic Male	2	10
Hispanic Female		1
Indian Male	1	
Indian Female		1
White Male	66	93
White Female	5	13
OFFENDER TOTAL	76	152
Male Offender Total	69	134
Female Offender Total	7	18

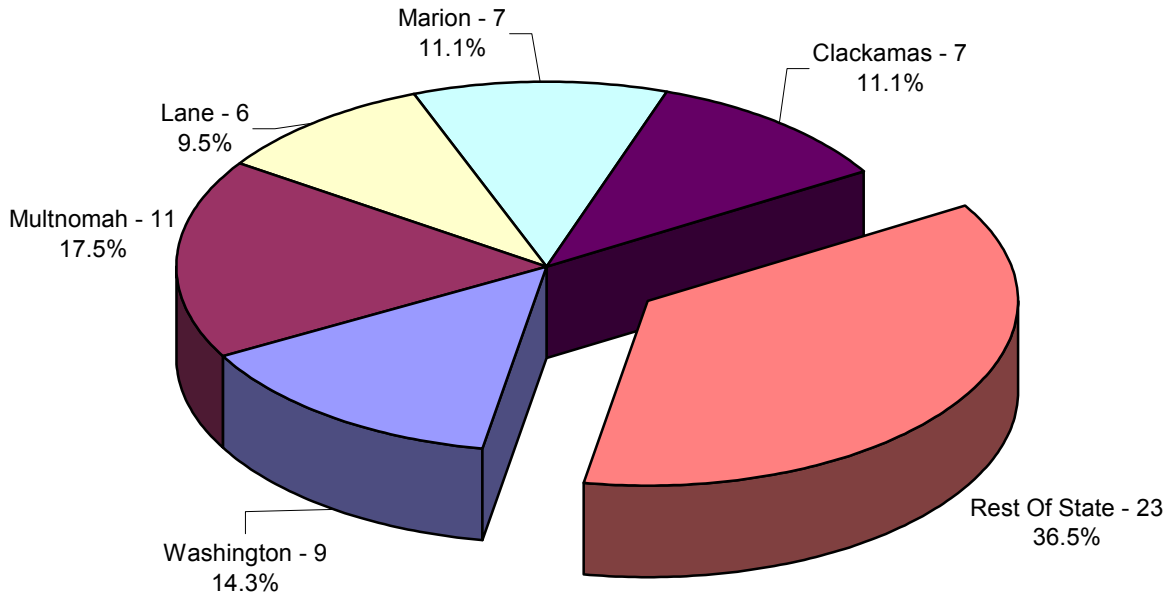
Crimes Motivated By Prejudice By County January through December 2003 and 2002

2003



2003 Total = 149

2002



2002 Total = 63

F. Reported incidents by county of occurrence

COUNTY	January through December 2002	January through December 2003	January through December 2003					
			Race	National Origin	Sexual Orientation	Religion	Other	
Baker		0						
Benton	9	2			2			
Clackamas	7	7	3	4				
Clatsop	1	0						
Columbia		0						
Coos		1	1					
Crook		0						
Curry		0						
Deschutes	7	9	3	2	3		1	
Douglas		1			1			
Gilliam		0						
Grant		0						
Harney		0						
Hood River		0						
Jackson		0						
Jefferson		0						
Josephine	1	0						
Klamath	2	0						
Lake		0						
Lane	6	1	1					
Lincoln		1			1			
Linn		1	1					
Malheur	1	0						
Marion	7	10	5	2	2		1	
Morrow		0						
Multnomah	11	99	51	9	32		4	3
Polk	1	0						
Sherman		0						
Tillamook		0						
Umatilla		0						
Union		1	1					
Wallowa		0						
Wasco		0						
Washington	9	14	6	2	2		2	2
Wheeler		0						
Yamhill	1	2	1		1			
TOTAL	63	149	73	19	44	8	5	

This page is intentionally blank.