

SECTION 4
STATEWIDE
BEHAVIORAL CRIMES
OFFENSE and ARREST PROFILE

This page is intentionally blank.

OREGON CRIME CLOCK

1 Behavioral Crime every 3.2 minutes


1 Weapon Law Violation
every 2.5 hours

1 Prostitution Violation
every 17.8 hours

1 Crime Against Family
every 2.8 hours

1 Disorderly Conduct
every 26.4 minutes

1 Drug Law Violation
every 21.5 minutes



1 DUII Violation
every 21.1 minutes

1 Runaway Juvenile
every 47.5 minutes

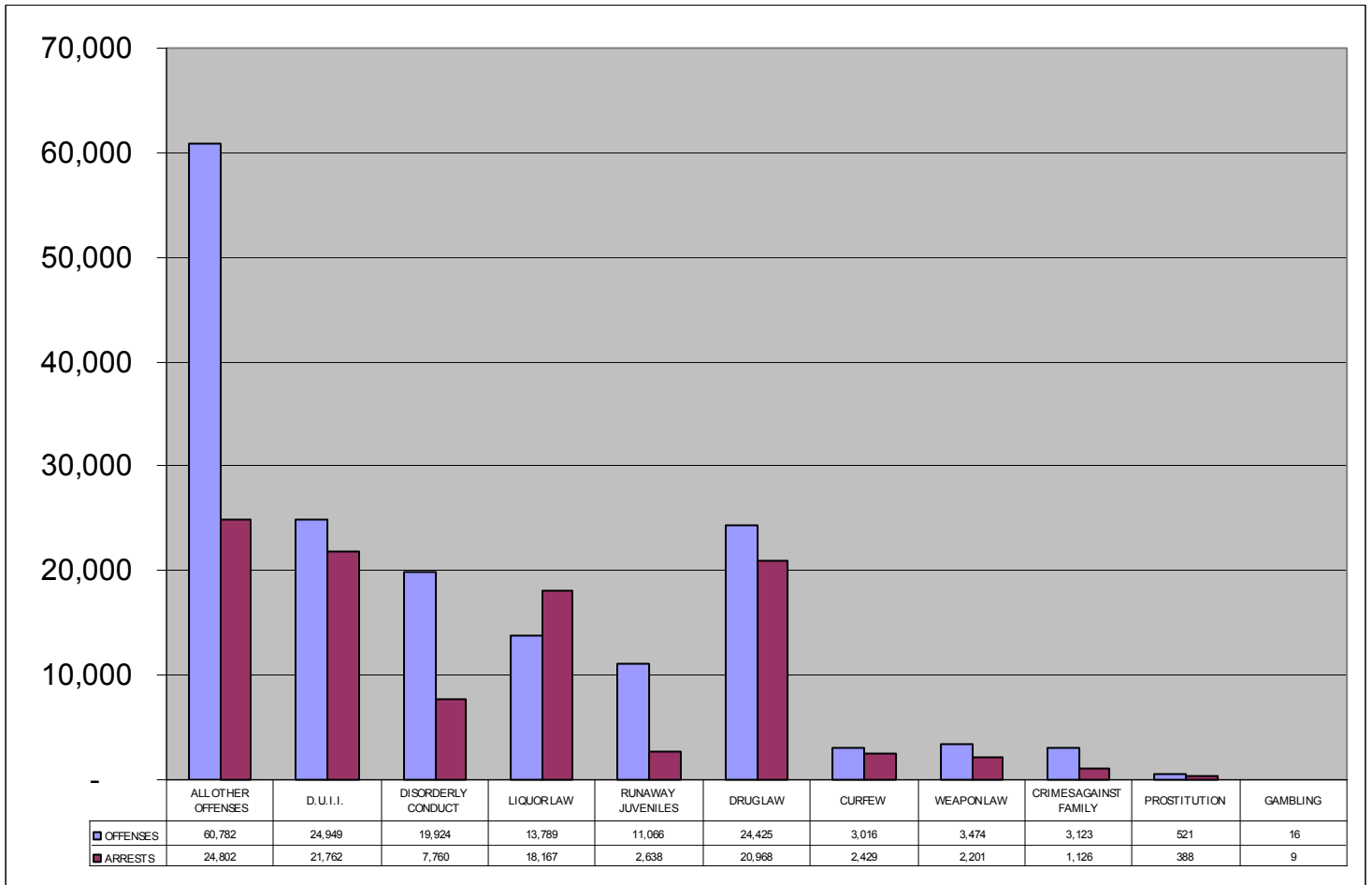
1 Gambling Violation
every 3.3 weeks

1 Liquor Law Violation
every 38.1 minutes

1 Curfew Violation
every 2.9 hours

1 All Other (Except Traffic)
every 8.6 minutes

STATEWIDE BEHAVIORAL CRIMES, 2003



STATEWIDE BEHAVIORAL CRIMES, 2003

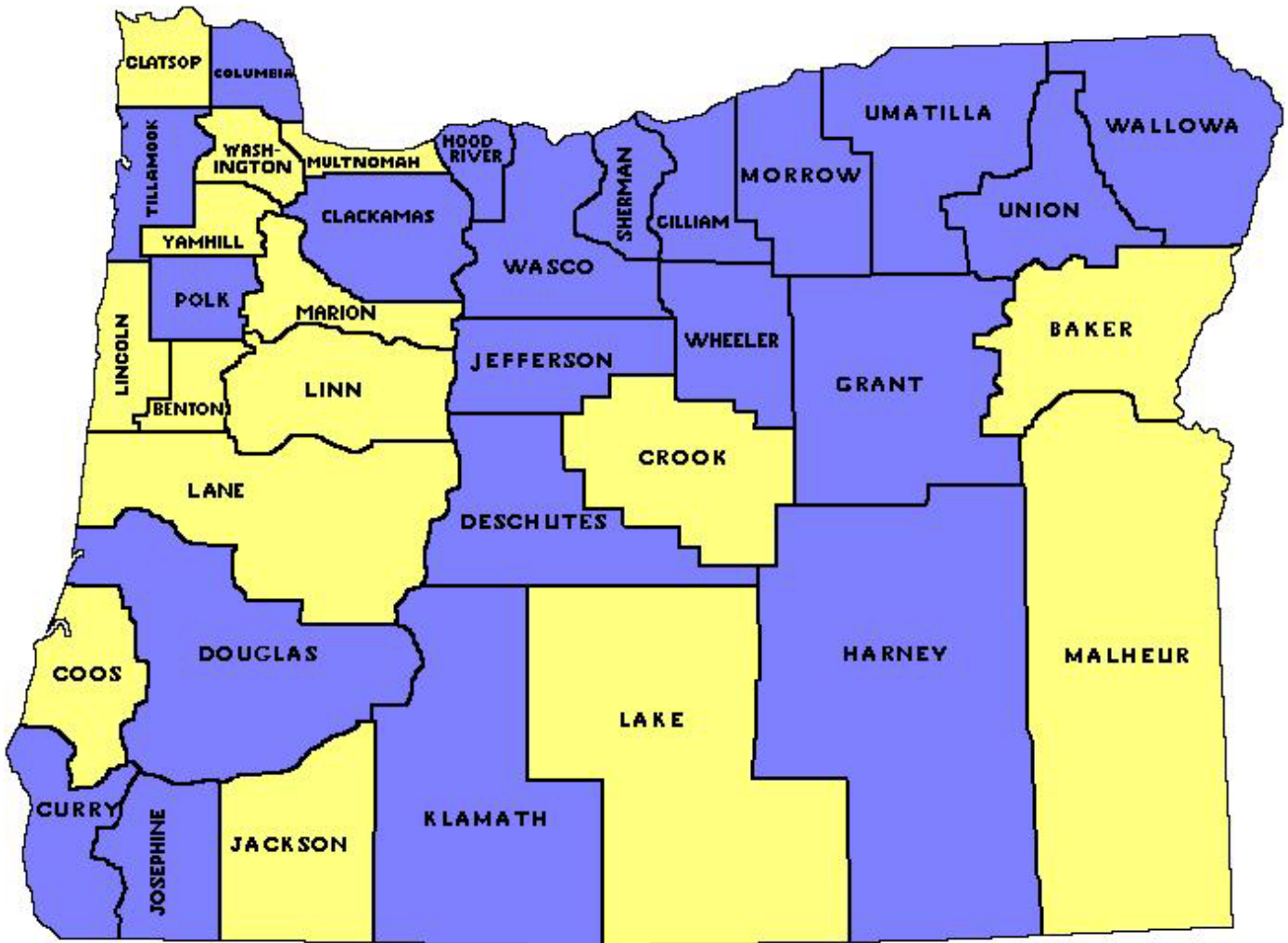
| CLASSIFICATION | 2003 OFFENSES | PERSONS ARRESTED | | | | | PROPERTY | |
|--------------------------------|------------------|------------------|---------------|----------------|---------------|---------------|---------------|-----------------------|
| | | ADULT | JUVENILE | TOTAL | MALE | FEMALE | LOSS VALUE | RECOVERED VALUE |
| WEAPON LAWS | | | | | | | | |
| Possess Illegally | 684 | 386 | 57 | 443 | 399 | 44 | | |
| Carry Concealed | 1,087 | 712 | 147 | 859 | 790 | 69 | | |
| Ex-Con in Possession | 969 | 619 | 3 | 622 | 567 | 55 | | |
| Other | 734 | 216 | 61 | 277 | 260 | 17 | | |
| TOTAL | 3,474 | 1,933 | 268 | 2,201 | 2,016 | 185 | | NOT APPLICABLE |
| PROSTITUTION | | | | | | | | |
| Engage In | 315 | 278 | 4 | 282 | 215 | 67 | | |
| Promote | 19 | 16 | 0 | 16 | 13 | 3 | | |
| Compel | 27 | 6 | 0 | 6 | 5 | 1 | | |
| Other | 160 | 80 | 4 | 84 | 32 | 52 | | |
| TOTAL | 521 | 380 | 8 | 388 | 265 | 123 | | NOT APPLICABLE |
| DRUG LAWS | | | | | | | | |
| Narcotics | 4,371 | 3,455 | 309 | 3,764 | 2,814 | 950 | | |
| Marijuana | 9,425 | 7,031 | 1,824 | 8,855 | 7,323 | 1,532 | | |
| Synthetic Narcotics | 1,277 | 977 | 57 | 1,034 | 725 | 309 | | |
| Other Dangerous Drugs | 9,352 | 7,082 | 233 | 7,315 | 5,237 | 2,078 | | |
| TOTAL | 24,425 | 18,545 | 2,423 | 20,968 | 16,099 | 4,869 | | NOT APPLICABLE |
| GAMBLING | | | | | | | | |
| Bookmaking | 1 | 0 | 0 | 0 | 0 | 0 | | |
| Numbers & Lottery | 0 | 0 | 0 | 0 | 0 | 0 | | |
| Illegal Games | 8 | 1 | 0 | 1 | 1 | 0 | | |
| Illegal Devices | 5 | 1 | 1 | 2 | 2 | 0 | | |
| Illegal Payoff | 0 | 0 | 0 | 0 | 0 | 0 | | |
| Other | 2 | 5 | 1 | 6 | 6 | 0 | | |
| TOTAL | 16 | 7 | 2 | 9 | 9 | 0 | | NOT APPLICABLE |
| OFFENSES AGAINST FAMILY | | | | | | | | |
| Child Abandonment | 48 | 7 | 0 | 7 | 5 | 2 | | |
| Child Neglect | 1,568 | 789 | 5 | 794 | 295 | 499 | | |
| Non-Support | 28 | 21 | 0 | 21 | 17 | 4 | | |
| Custodial Interference | 356 | 50 | 5 | 55 | 29 | 26 | | |
| Other | 1,123 | 237 | 12 | 249 | 140 | 109 | | |
| TOTAL | 3,123 | 1,104 | 22 | 1,126 | 486 | 640 | | NOT APPLICABLE |
| D. U. I. I. | | | | | | | | |
| Under .08 | 1,556 | 1,397 | 62 | 1,459 | 1,199 | 260 | | |
| .08 thru .14 Alcohol | 5,978 | 5,516 | 94 | 5,610 | 4,529 | 1,081 | | |
| .15 thru .19 Alcohol | 5,427 | 5,075 | 41 | 5,116 | 4,032 | 1,084 | | |
| .20 or Above Alcohol | 3,441 | 3,222 | 15 | 3,237 | 2,506 | 731 | | |
| BA Refused | 3,464 | 3,073 | 17 | 3,090 | 2,586 | 504 | | |
| BA Not Given | 641 | 598 | 10 | 608 | 512 | 96 | | |
| Of Drugs | 1,381 | 1,148 | 40 | 1,188 | 812 | 376 | | |
| Undetermined | 3,061 | 1,439 | 15 | 1,454 | 1,163 | 291 | | |
| TOTAL | 24,949 | 21,468 | 294 | 21,762 | 17,339 | 4,423 | | NOT APPLICABLE |
| LIQUOR LAWS | | | | | | | | |
| Minor in Possession | 7,847 | 8,478 | 4,638 | 13,116 | 9,398 | 3,718 | | |
| Illegal Make, Possess, Sell | 11 | 10 | 2 | 12 | 7 | 5 | | |
| Illegal Establishment Operate | 36 | 31 | 3 | 34 | 30 | 4 | | |
| Drinking in Public | 3,365 | 3,432 | 7 | 3,439 | 3,035 | 404 | | |
| Furnishing | 1,231 | 1,162 | 92 | 1,254 | 871 | 383 | | |
| Importing | 2 | 1 | 0 | 1 | 1 | 0 | | |
| License Violation | 347 | 40 | 1 | 41 | 26 | 15 | | |
| Minor on Premise | 46 | 26 | 1 | 27 | 15 | 12 | | |
| Other | 904 | 234 | 9 | 243 | 183 | 60 | | |
| TOTAL | 13,789 | 13,414 | 4,753 | 18,167 | 13,566 | 4,601 | | NOT APPLICABLE |
| DISORDERLY CONDUCT | | | | | | | | |
| | 19,924 | 6,164 | 1,596 | 7,760 | 6,068 | 1,692 | | |
| ALL OTHER | | | | | | | | |
| Trespass | 14,754 | 5,720 | 1,342 | 7,062 | 5,771 | 1,291 | | |
| Escape your Custody | 502 | 131 | 14 | 145 | 130 | 15 | | |
| Blackmail/Extortion | 61 | 9 | 17 | 26 | 15 | 11 | | |
| Bomb Threat | 147 | 5 | 3 | 8 | 6 | 2 | | |
| Other Criminal Threat | 9,504 | 1,696 | 383 | 2,079 | 1,651 | 428 | | |
| Shoot in Prohib. Area | 481 | 14 | 9 | 23 | 20 | 3 | | |
| Animal Ordinances | 7,523 | 1,448 | 31 | 1,479 | 795 | 684 | | |
| Garbage/Littering | 2,237 | 764 | 98 | 862 | 699 | 163 | | |
| Other | 25,573 | 9,852 | 3,266 | 13,118 | 9,730 | 3,388 | | |
| TOTAL | 60,782 | 19,639 | 5,163 | 24,802 | 18,817 | 5,985 | | NOT APPLICABLE |
| CURFEW | | | | | | | | |
| | 3,016 | | 2,429 | 2,429 | 1,567 | 862 | | NOT APPLICABLE |
| RUNAWAY | | | | | | | | |
| Male Juvenile | 4,697 | | 1,140 | 1,140 | 1,140 | 0 | | |
| Female Juvenile | 6,369 | | 1,498 | 1,498 | 0 | 1,498 | | |
| TOTAL | 11,066 | | 2,638 | 2,638 | 1,140 | 1,498 | | NOT APPLICABLE |
| BEHAVIORAL CRIME TOTAL | 165,085 | 82,654 | 19,596 | 102,250 | 77,372 | 24,878 | 0 | 0 |

OREGON COUNTY MAP

Behavioral Crimes, 2003

INCREASE

DECREASE



COUNTY FIVE YEAR PROFILE OF BEHAVIORAL CRIMES

| | 1999 | 2000 | 2001 | 2002 | 2003 |
|--------------|----------------|----------------|----------------|----------------|----------------|
| BAKER | 726 | 765 | 668 | 682 | 748 |
| BENTON | 3,580 | 3,794 | 3,846 | 4,027 | 4,457 |
| CLACKAMAS | 8,844 | 9,004 | 9,234 | 9,372 | 8,948 |
| CLATSOP | 3,165 | 3,466 | 3,365 | 3,618 | 3,821 |
| COLUMBIA | 2,799 | 2,290 | 2,608 | 2,789 | 2,708 |
| COOS | 5,145 | 3,202 | 4,159 | 4,629 | 4,646 |
| CROOK | 1,319 | 1,367 | 1,558 | 1,411 | 2,243 |
| CURRY | 616 | 704 | 617 | 765 | 552 |
| DESCHUTES | 5,786 | 5,542 | 5,728 | 5,936 | 5,158 |
| DOUGLAS | 5,538 | 5,584 | 5,817 | 5,854 | 5,511 |
| GILLIAM | 183 | 104 | 155 | 156 | 136 |
| GRANT | 523 | 187 | 382 | 344 | 308 |
| HARNEY | 192 | 271 | 342 | 327 | 292 |
| HOOD RIVER | 849 | 742 | 831 | 780 | 726 |
| JACKSON | 10,652 | 11,668 | 11,090 | 10,879 | 11,560 |
| JEFFERSON | 1,199 | 1,183 | 1,130 | 1,120 | 1,072 |
| JOSEPHINE | 3,351 | 3,609 | 4,246 | 4,100 | 3,785 |
| KLAMATH | 2,143 | 2,328 | 2,437 | 2,484 | 2,271 |
| LAKE | 202 | 254 | 229 | 144 | 261 |
| LANE | 14,573 | 15,159 | 14,778 | 14,908 | 15,906 |
| LINCOLN | 2,445 | 2,457 | 2,444 | 2,523 | 3,141 |
| LINN | 6,666 | 7,734 | 7,581 | 7,292 | 7,570 |
| MALHEUR | 2,196 | 2,597 | 2,545 | 2,639 | 3,124 |
| MARION | 16,114 | 16,470 | 15,961 | 16,532 | 19,319 |
| MORROW | 504 | 583 | 757 | 806 | 617 |
| MULTNOMAH | 35,632 | 35,030 | 31,176 | 25,555 | 29,019 |
| POLK | 4,046 | 4,120 | 4,464 | 4,658 | 3,760 |
| SHERMAN | 81 | 85 | 98 | 87 | 83 |
| TILLAMOOK | 1,272 | 1,221 | 1,071 | 1,258 | 1,066 |
| UMATILLA | 4,971 | 4,429 | 3,759 | 3,561 | 3,269 |
| UNION | 917 | 968 | 1,101 | 1,107 | 1,102 |
| WALLOWA | 108 | 167 | 348 | 369 | 362 |
| WASCO | 1,611 | 1,477 | 1,427 | 1,532 | 1,419 |
| WASHINGTON | 12,481 | 12,364 | 11,994 | 11,411 | 11,436 |
| WHEELER | 64 | 70 | 87 | 137 | 90 |
| YAMHILL | 3,833 | 4,183 | 4,308 | 4,359 | 4,599 |
| TOTAL | 164,326 | 165,178 | 162,341 | 158,151 | 165,085 |

STATEWIDE TEN YEAR OFFENSE, POPULATION and RATE PROFILE

| YEAR | POPULATION | BEHAVIORAL CRIMES | RATE PER 10,000 POPULATION |
|-------------|-------------------|------------------------------|---|
| 1994 | 3,082,000 | 142,198 | 461.4 |
| 1995 | 3,132,000 | 148,468 | 474.0 |
| 1996 | 3,181,000 | 156,986 | 493.5 |
| 1997 | 3,217,000 | 167,779 | 521.5 |
| 1998 | 3,267,550 | 163,673 | 500.9 |
| 1999 | 3,300,800 | 164,326 | 497.8 |
| 2000 | 3,436,750 | 165,178 | 480.6 |
| 2001 | 3,471,700 | 162,341 | 467.6 |
| 2002 | 3,504,700 | 158,151 | 451.3 |
| 2003 | 3,541,500 | 165,085 | 466.1 |

Behavioral Crimes by County - 2003

Rates Ranked Highest to lowest

| County | Population | Behavioral Crimes | Rate / 10,000 | |
|---------------|------------|-------------------|---------------|---------|
| 1 Crook | 20,300 | 2,243 | 1,104.9 | |
| 2 Clatsop | 36,300 | 3,821 | 1,052.6 | |
| 3 Malheur | 32,000 | 3,124 | 976.3 | |
| 4 Coos | 63,000 | 4,646 | 737.5 | |
| 5 Linn | 104,900 | 7,570 | 721.6 | |
| 6 Gilliam | 1,900 | 136 | 715.8 | |
| 7 Lincoln | 45,000 | 3,141 | 698.0 | |
| 8 Marion | 295,900 | 19,319 | 652.9 | |
| 9 Jackson | 189,100 | 11,560 | 611.3 | |
| 10 Wasco | 23,550 | 1,419 | 602.5 | |
| 11 Columbia | 45,000 | 2,708 | 601.8 | |
| 12 Polk | 64,000 | 3,760 | 587.5 | |
| 13 Wheeler | 1,550 | 90 | 580.6 | |
| 14 Benton | 80,500 | 4,457 | 553.7 | |
| 15 Douglas | 101,800 | 5,511 | 541.4 | |
| 16 Jefferson | 19,900 | 1,072 | 538.7 | |
| 17 Morrow | 11,750 | 617 | 525.1 | |
| 18 Yamhill | 88,150 | 4,599 | 521.7 | |
| 19 Wallowa | 7,150 | 362 | 506.3 | |
| 20 Josephine | 78,350 | 3,785 | 483.1 | |
| 21 Lane | 329,400 | 15,906 | 482.9 | ← State |
| 22 Umatilla | 71,100 | 3,269 | 459.8 | Avg. |
| 23 Baker | 16,500 | 748 | 453.3 | 466.1 |
| 24 Union | 24,650 | 1,102 | 447.1 | |
| 25 Sherman | 1,900 | 83 | 436.8 | |
| 26 Tillamook | 24,900 | 1,066 | 428.1 | |
| 27 Multnomah | 677,850 | 29,019 | 428.1 | |
| 28 Grant | 7,650 | 308 | 402.6 | |
| 29 Harney | 7,300 | 292 | 400.0 | |
| 30 Deschutes | 130,500 | 5,158 | 395.2 | |
| 31 Hood River | 20,500 | 726 | 354.1 | |
| 32 Lake | 7,400 | 261 | 352.7 | |
| 33 Klamath | 64,600 | 2,271 | 351.5 | |
| 34 Curry | 21,100 | 552 | 261.6 | |
| 35 Clackamas | 353,450 | 8,948 | 253.2 | |
| 36 Washington | 472,600 | 11,436 | 242.0 | |
| Statewide | 3541500 | 165,085 | 466.1 | |

| STATEWIDE DRUG LAW OFFENSES by TYPE OF DRUG and ACTIVITY - 2003 | | | | | | | | |
|--|-------------------------------|---------------------|--------------------|---------|-------------------------------|--------------------|--------------------|-------|
| TOTAL | | Possess for Sale | Possess for Use | Furnish | Transpt/ Mfg/ Cultivate | Obtain Unlawful | Tamper w/Record | Other |
| 15 | Opium | 4 | 8 | 1 | | | 2 | |
| 1,282 | Heroin | 366 | 894 | 9 | 7 | | | 6 |
| 30 | Morphine | 5 | 17 | 2 | | | 6 | |
| 2,321 | Cocaine | 522 | 1,767 | 12 | 15 | | 1 | 4 |
| 132 | Codeine | 1 | 72 | 1 | 5 | 4 | 47 | 2 |
| 591 | Other Narcotic | 53 | 325 | 19 | 29 | 15 | 124 | 26 |
| 4,371 | NARCOTIC TOTAL | 951 | 3,083 | 44 | 56 | 19 | 180 | 38 |
| 34 | Hashish | 14 | 18 | | 1 | | | 1 |
| 2,025 | Marij. Over Oz | 497 | 1,104 | 44 | 348 | 1 | | 31 |
| 7,366 | Marij. Under Oz | 436 | 6,670 | 64 | 129 | 1 | 1 | 65 |
| 9,425 | MARIJUANA TOTAL | 947 | 7,792 | 108 | 478 | 2 | 1 | 97 |
| 1,284 | SYNTHETIC TOTAL | 206 | 927 | 23 | 83 | 3 | 18 | 24 |
| 9,345 | OTHER DANGEROUS DRUG TOTAL | 1,037 | 6,524 | 122 | 442 | 24 | 96 | 1,100 |
| 24,425 | DRUG LAW OFFENSE TOTAL | 3,141 | 18,326 | 297 | 1,059 | 48 | 295 | 1,259 |

| STATEWIDE DRUG LAW ARRESTS by TYPE OF DRUG and ACTIVITY - 2003 | | | | | | | | |
|---|-------------------------------|---------------------|--------------------|---------|-------------------------------|--------------------|--------------------|-------|
| TOTAL | | Possess for Sale | Possess for Use | Furnish | Transpt/ Mfg/ Cultivate | Obtain Unlawful | Tamper w/Record | Other |
| 161 | Opium | 20 | 125 | | 15 | | 1 | |
| 909 | Heroin | 179 | 706 | 8 | 8 | | 1 | 7 |
| 33 | Morphine | 4 | 25 | 1 | | | 3 | |
| 1,038 | Cocaine | 123 | 905 | 3 | 4 | | 1 | 2 |
| 142 | Codeine | 1 | 107 | 1 | 7 | 1 | 25 | |
| 1,481 | Other Narcotic | 66 | 303 | 19 | 10 | 7 | 63 | 1,013 |
| 3,764 | NARCOTIC TOTAL | 393 | 2,171 | 32 | 44 | 8 | 94 | 1,022 |
| 34 | Hashish | 13 | 20 | | 1 | | | |
| 1,279 | Marij. Over Oz | 408 | 636 | 32 | 175 | | | 28 |
| 7,542 | Marij. Under Oz | 278 | 7,052 | 60 | 54 | | | 98 |
| 8,855 | MARIJUANA TOTAL | 699 | 7,708 | 92 | 230 | | | 126 |
| 1,034 | SYNTHETIC TOTAL | 149 | 784 | 16 | 53 | | 17 | 15 |
| 7,315 | OTHER DANGEROUS DRUG TOTAL | 871 | 5,764 | 80 | 241 | 10 | 47 | 302 |
| 20,968 | DRUG LAW ARREST TOTAL | 2,112 | 16,427 | 220 | 568 | 18 | 158 | 1,465 |

DRUG OFFENSES by COUNTY and TYPE - 2003

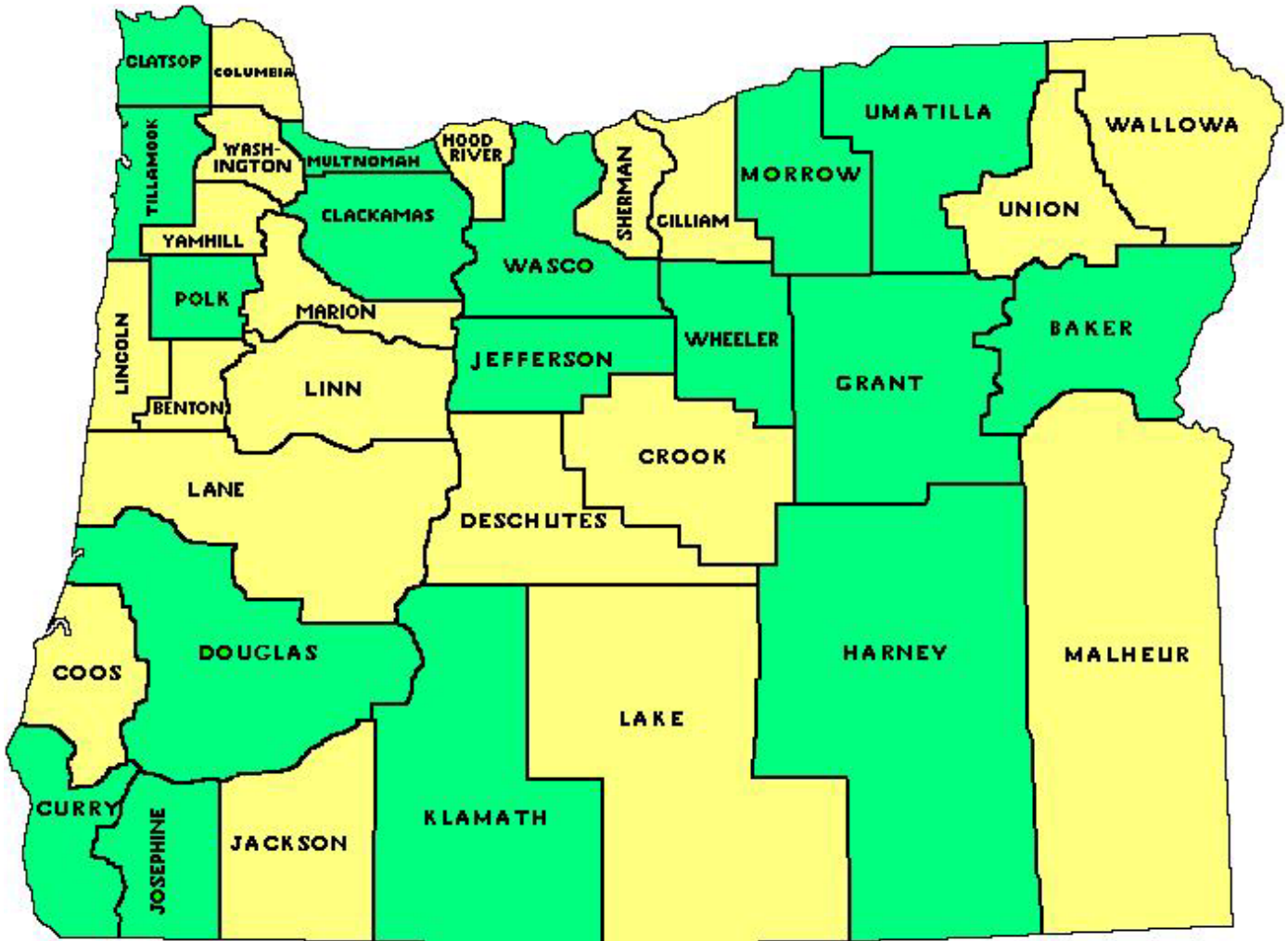
| COUNTY | TOTAL | Other NARCOTIC | | | | Marij | | | MARIJ TOTAL | SYNTHETIC NARCOTIC | OTHER DANGER DRUGS |
|-----------------------|---------------|----------------|--------------|------------|--------------|--------------|--------------|-----------|----------------|-----------------------|--------------------------|
| | | Heroin | Cocaine | Narcotic | TOTAL | Over Oz | Under Oz | Hashish | | | |
| BAKER | 122 | 1 | 2 | 16 | 19 | 5 | 72 | | 77 | 1 | 25 |
| BENTON | 475 | | 5 | 17 | 22 | 8 | 231 | 1 | 240 | 6 | 207 |
| CLACKAMAS | 1,015 | | 17 | 3 | 20 | 14 | 86 | | 100 | 7 | 888 |
| CLATSOP | 277 | 3 | 18 | 53 | 74 | 21 | 119 | | 140 | 24 | 39 |
| COLUMBIA | 371 | 2 | 9 | 6 | 17 | 48 | 157 | | 205 | 6 | 143 |
| COOS | 289 | 3 | 2 | 21 | 26 | 30 | 146 | | 176 | 25 | 62 |
| CROOK | 158 | 1 | | 20 | 21 | 9 | 45 | | 54 | 47 | 36 |
| CURRY | 84 | | 1 | 3 | 4 | 9 | 44 | | 53 | 3 | 24 |
| DESCHUTES | 827 | 1 | 11 | 39 | 51 | 36 | 322 | | 358 | 143 | 275 |
| DOUGLAS | 1,049 | 5 | 11 | 20 | 36 | 93 | 574 | | 667 | 103 | 243 |
| GILLIAM | 48 | 1 | | | 1 | 12 | 17 | | 29 | | 18 |
| GRANT | 29 | | | 2 | 2 | 7 | 16 | | 23 | 3 | 1 |
| HARNEY | 29 | | | 1 | 1 | 3 | 23 | | 26 | 2 | |
| HOOD RIVER | 148 | 4 | 9 | | 13 | 27 | 72 | | 99 | 6 | 30 |
| JACKSON | 2,225 | 37 | 73 | 23 | 133 | 228 | 903 | 1 | 1,132 | 10 | 950 |
| JEFFERSON | 129 | | 4 | 10 | 14 | 3 | 33 | 3 | 39 | 1 | 75 |
| JOSEPHINE | 923 | 11 | 22 | 34 | 67 | 96 | 315 | | 411 | 4 | 441 |
| KLAMATH | 419 | 4 | 8 | 6 | 18 | 24 | 53 | 1 | 78 | 170 | 153 |
| LAKE | 33 | | | 12 | 12 | 1 | 16 | | 17 | 4 | |
| LANE | 3,484 | 206 | 67 | 73 | 346 | 310 | 1,403 | 14 | 1,727 | 27 | 1,384 |
| LINCOLN | 209 | 2 | 4 | 5 | 11 | 29 | 69 | | 98 | 6 | 94 |
| LINN | 586 | 13 | 2 | 28 | 43 | 34 | 188 | | 222 | 128 | 193 |
| MALHEUR | 275 | 1 | 5 | 1 | 7 | 13 | 113 | | 126 | 113 | 29 |
| MARION | 2,121 | 218 | 196 | 123 | 537 | 340 | 154 | | 494 | 14 | 1,076 |
| MORROW | 63 | | | 2 | 2 | 15 | 22 | | 37 | 17 | 7 |
| MULTNOMAH | 5,408 | 673 | 1,700 | 123 | 2,496 | 227 | 979 | 11 | 1,217 | 210 | 1,485 |
| POLK | 319 | 19 | 21 | 9 | 49 | 117 | 21 | | 138 | 1 | 131 |
| SHERMAN | 22 | | | | | 8 | 6 | | 14 | 1 | 7 |
| TILLAMOOK | 123 | | 1 | 1 | 2 | 12 | 67 | | 79 | 3 | 39 |
| UMATILLA | 465 | 8 | 11 | 27 | 46 | 43 | 158 | | 201 | 48 | 170 |
| UNION | 216 | | | 7 | 7 | 4 | 114 | | 118 | 64 | 27 |
| WALLOWA | 55 | | | | | 2 | 50 | | 52 | | 3 |
| WASCO | 182 | 1 | | 13 | 14 | 36 | 79 | | 115 | 2 | 51 |
| WASHINGTON | 1,682 | 53 | 95 | 63 | 211 | 106 | 513 | 2 | 621 | 75 | 775 |
| WHEELER | 8 | | | | | 5 | 2 | | 7 | | 1 |
| YAMHILL | 557 | 15 | 27 | 7 | 49 | 50 | 184 | 1 | 235 | 10 | 263 |
| TOTAL OFFENSES | 24,425 | 1,282 | 2,321 | 768 | 4,371 | 2,025 | 7,366 | 34 | 9,425 | 1,284 | 9,345 |

DRUG ARRESTS by COUNTY and TYPE - 2003

| COUNTY | TOTAL | Other NARCOTIC | | | TOTAL | Marij | | | MARIJ TOTAL | SYNTHETIC NARCOTIC | OTHER DANGER DRUGS |
|----------------------|---------------|----------------|--------------|--------------|--------------|--------------|--------------|-----------|----------------|-----------------------|--------------------------|
| | | Heroin | Cocaine | Narcotic | | Over Oz | Under Oz | Hashish | | | |
| BAKER | 131 | 4 | | 15 | 19 | 3 | 80 | | 83 | | 29 |
| BENTON | 377 | 1 | 2 | 11 | 14 | 23 | 194 | | 217 | 5 | 141 |
| CLACKAMAS | 951 | 3 | 12 | 582 | 597 | 11 | 124 | | 135 | 4 | 215 |
| CLATSOP | 240 | 2 | 14 | 43 | 59 | 9 | 131 | | 140 | 12 | 29 |
| COLUMBIA | 251 | | 12 | 2 | 14 | 14 | 148 | | 162 | 3 | 72 |
| COOS | 408 | 7 | 6 | 6 | 19 | 44 | 217 | 1 | 262 | 39 | 88 |
| CROOK | 80 | | | 7 | 7 | 7 | 39 | 1 | 47 | 12 | 14 |
| CURRY | 135 | | | 5 | 5 | 14 | 69 | | 83 | 14 | 33 |
| DESCHUTES | 702 | 1 | 10 | 22 | 33 | 24 | 288 | | 312 | 130 | 227 |
| DOUGLAS | 1,060 | 5 | 3 | 24 | 32 | 73 | 617 | 2 | 692 | 101 | 235 |
| GILLIAM | 47 | 2 | | | 2 | 15 | 18 | | 33 | | 12 |
| GRANT | 21 | | | | | 6 | 14 | | 20 | | 1 |
| HARNEY | 22 | | | 2 | 2 | 4 | 12 | | 16 | 3 | 1 |
| HOOD RIVER | 159 | | 6 | 3 | 9 | 50 | 66 | | 116 | 5 | 29 |
| JACKSON | 1,944 | 24 | 26 | 52 | 102 | 117 | 866 | 1 | 984 | 9 | 849 |
| JEFFERSON | 107 | | 2 | 7 | 9 | 3 | 37 | | 40 | 1 | 57 |
| JOSEPHINE | 592 | | 5 | 15 | 20 | 24 | 264 | 3 | 291 | | 281 |
| KLAMATH | 326 | 4 | 6 | 11 | 21 | 16 | 41 | 1 | 58 | 152 | 95 |
| LAKE | 11 | | | 5 | 5 | | 4 | | 4 | 2 | |
| LANE | 3,653 | 245 | 51 | 41 | 337 | 286 | 1,506 | 18 | 1,810 | 27 | 1,479 |
| LINCOLN | 175 | | 7 | 1 | 8 | 11 | 65 | 2 | 78 | 5 | 84 |
| LINN | 405 | 8 | | 20 | 28 | 38 | 158 | 1 | 197 | 60 | 120 |
| MALHEUR | 181 | | 3 | | 3 | 7 | 109 | | 116 | 39 | 23 |
| MARION | 1,924 | 154 | 309 | 41 | 504 | 120 | 300 | | 420 | 26 | 974 |
| MORROW | 50 | | 1 | 1 | 2 | 5 | 25 | | 30 | 13 | 5 |
| MULTNOMAH | 3,603 | 400 | 499 | 736 | 1,635 | 117 | 832 | 2 | 951 | 207 | 810 |
| POLK | 282 | 11 | 11 | 16 | 38 | 15 | 112 | | 127 | 3 | 114 |
| SHERMAN | 26 | | | | | 10 | 7 | | 17 | 2 | 7 |
| TILLAMOOK | 120 | | 1 | 2 | 3 | 12 | 65 | | 77 | 5 | 35 |
| UMATILLA | 849 | 8 | 9 | 52 | 69 | 74 | 252 | | 326 | 33 | 421 |
| UNION | 225 | | | 5 | 5 | 7 | 121 | | 128 | 55 | 37 |
| WALLOWA | 75 | | | | | 3 | 69 | | 72 | | 3 |
| WASCO | 193 | 1 | | 14 | 15 | 36 | 82 | | 118 | 3 | 57 |
| WASHINGTON | 1,139 | 24 | 36 | 61 | 121 | 53 | 398 | 2 | 453 | 51 | 514 |
| WHEELER | 4 | | | | | 3 | | | 3 | | 1 |
| YAMHILL | 500 | 5 | 7 | 15 | 27 | 25 | 212 | | 237 | 13 | 223 |
| TOTAL ARRESTS | 20,968 | 909 | 1,038 | 1,817 | 3,764 | 1,279 | 7,542 | 34 | 8,855 | 1,034 | 7,315 |

OREGON COUNTY MAP

Drug Law Violations, 2003



DRUG OFFENSES by COUNTY 1999 through 2003

| | 1999 | 2000 | 2001 | 2002 | 2003 |
|-------------------|---------------|---------------|---------------|---------------|---------------|
| BAKER | 172 | 86 | 114 | 123 | 122 |
| BENTON | 283 | 415 | 330 | 338 | 475 |
| CLACKAMAS | 1,057 | 1,098 | 1,109 | 1,175 | 1,015 |
| CLATSOP | 183 | 264 | 228 | 310 | 277 |
| COLUMBIA | 169 | 200 | 221 | 331 | 371 |
| COOS | 218 | 248 | 255 | 262 | 289 |
| CROOK | 85 | 75 | 124 | 79 | 158 |
| CURRY | 64 | 124 | 122 | 161 | 84 |
| DESCHUTES | 750 | 681 | 808 | 739 | 827 |
| DOUGLAS | 813 | 888 | 1,117 | 1,134 | 1,049 |
| GILLIAM | 25 | 22 | 46 | 42 | 48 |
| GRANT | 280 | 16 | 37 | 43 | 29 |
| HARNEY | 7 | 16 | 35 | 29 | 29 |
| HOOD RIVER | 112 | 130 | 138 | 113 | 148 |
| JACKSON | 1,255 | 1,603 | 1,729 | 2,128 | 2,225 |
| JEFFERSON | 110 | 135 | 132 | 134 | 129 |
| JOSEPHINE | 549 | 591 | 868 | 1,005 | 923 |
| KLAMATH | 304 | 430 | 454 | 444 | 419 |
| LAKE | 32 | 36 | 27 | 13 | 33 |
| LANE | 2,883 | 3,093 | 2,984 | 3,166 | 3,484 |
| LINCOLN | 171 | 161 | 217 | 170 | 209 |
| LINN | 506 | 625 | 573 | 505 | 586 |
| MALHEUR | 169 | 185 | 278 | 205 | 275 |
| MARION | 1,542 | 1,862 | 1,741 | 1,799 | 2,121 |
| MORROW | 42 | 57 | 65 | 77 | 63 |
| MULTNOMAH | 9,158 | 7,526 | 6,447 | 5,870 | 5,408 |
| POLK | 245 | 377 | 469 | 403 | 319 |
| SHERMAN | 11 | 11 | 32 | 15 | 22 |
| TILLAMOOK | 205 | 160 | 147 | 175 | 123 |
| UMATILLA | 258 | 306 | 418 | 497 | 465 |
| UNION | 126 | 174 | 186 | 213 | 216 |
| WALLOWA | 5 | 15 | 23 | 30 | 55 |
| WASCO | 204 | 192 | 183 | 210 | 182 |
| WASHINGTON | 1,407 | 1,473 | 1,320 | 1,600 | 1,682 |
| WHEELER | 1 | 5 | 10 | 9 | 8 |
| YAMHILL | 208 | 292 | 354 | 447 | 557 |
| TOTAL | 23,609 | 23,572 | 23,341 | 23,994 | 24,425 |

D. U. I. I. OFFENSES BY COUNTY FOR YEARS 1999 through 2003

| COUNTY | 1999 | 2000 | 2001 | 2002 | 2003 |
|-------------------|---------------|---------------|---------------|---------------|---------------|
| Baker | 105 | 143 | 108 | 137 | 144 |
| Benton | 491 | 329 | 348 | 382 | 453 |
| Clackamas | 2,358 | 2,229 | 3,324 | 3,964 | 3,613 |
| Clatsop | 450 | 452 | 510 | 498 | 430 |
| Columbia | 423 | 331 | 359 | 378 | 322 |
| Coos | 814 | 591 | 477 | 637 | 611 |
| Crook | 208 | 223 | 210 | 175 | 247 |
| Curry | 219 | 255 | 227 | 227 | 153 |
| Deschutes | 1,221 | 1,068 | 977 | 1,116 | 993 |
| Douglas | 1,119 | 995 | 1,013 | 934 | 881 |
| Gilliam | 57 | 39 | 25 | 37 | 29 |
| Grant | 75 | 49 | 56 | 56 | 45 |
| Harney | 86 | 121 | 58 | 58 | 48 |
| Hood River | 289 | 282 | 320 | 314 | 267 |
| Jackson | 1,644 | 1,622 | 1,763 | 1,799 | 1,633 |
| Jefferson | 329 | 239 | 231 | 225 | 155 |
| Josephine | 600 | 797 | 774 | 785 | 697 |
| Klamath | 609 | 667 | 614 | 621 | 478 |
| Lake | 81 | 66 | 66 | 47 | 58 |
| Lane | 2,071 | 2,071 | 2,180 | 2,149 | 2,358 |
| Lincoln | 475 | 489 | 488 | 433 | 494 |
| Linn | 770 | 1,019 | 836 | 798 | 613 |
| Malheur | 314 | 269 | 198 | 212 | 272 |
| Marion | 1,897 | 1,921 | 1,624 | 1,657 | 1,496 |
| Morrow | 108 | 74 | 111 | 122 | 107 |
| Multnomah | 3,225 | 3,897 | 3,289 | 2,466 | 3,670 |
| Polk | 448 | 431 | 449 | 535 | 377 |
| Sherman | 20 | 27 | 29 | 25 | 23 |
| Tillamook | 216 | 194 | 150 | 172 | 133 |
| Umatilla | 743 | 878 | 860 | 874 | 820 |
| Union | 169 | 178 | 213 | 233 | 206 |
| Wallowa | 18 | 22 | 32 | 35 | 52 |
| Wasco | 362 | 315 | 309 | 275 | 204 |
| Washington | 2,504 | 2,406 | 2,387 | 2,403 | 2,252 |
| Wheeler | 3 | 8 | 7 | 13 | 18 |
| Yamhill | 570 | 652 | 601 | 550 | 597 |
| TOTAL | 25,091 | 25,349 | 25,223 | 25,342 | 24,949 |

STATEWIDE D. U. I. I. OFFENSES DISTRIBUTED BY COUNTY and MAJOR POPULATION CENTER 2003

| | County Population | No. DUII Offenses | Rate per 10,000 | St. Police Offenses | Sheriff Offenses | Major City | City Population | D. U. I. I. Offenses |
|---------------------|----------------------|----------------------|--------------------|------------------------|---------------------|---------------------|--------------------|-------------------------|
| BAKER | 16,500 | 144 | 87.3 | 86 | 17 | Baker City | 9,840 | 41 |
| BENTON | 80,500 | 453 | 56.3 | 6 | 225 | Corvallis | 52,950 | 198 |
| CLACKAMAS | 353,450 | 3,613 | 102.2 | 343 | 2,296 | Lake Oswego | 35,860 | 206 |
| CLATSOP | 36,300 | 430 | 118.5 | 106 | 78 | Astoria | 9,890 | 134 |
| COLUMBIA | 45,000 | 322 | 71.6 | 77 | 40 | St. Helens | 11,250 | 82 |
| COOS | 63,000 | 611 | 97.0 | 250 | 45 | Coos Bay | 15,650 | 108 |
| CROOK | 20,300 | 247 | 121.7 | 46 | 72 | Prineville | 8,500 | 129 |
| CURRY | 21,100 | 153 | 72.5 | 48 | 65 | Brookings | 5,950 | 29 |
| DESCHUTES | 130,500 | 993 | 76.1 | 235 | 291 | Bend | 62,900 | 333 |
| DOUGLAS | 101,800 | 881 | 86.5 | 195 | 341 | Roseburg | 20,480 | 186 |
| GILLIAM | 1,900 | 29 | 152.6 | 17 | 11 | Condon | 770 | 1 |
| GRANT | 7,650 | 45 | 58.8 | 9 | 9 | John Day | 1,840 | 25 |
| HARNEY | 7,300 | 48 | 65.8 | 12 | 12 | Burns | 3,050 | 8 |
| HOOD RIVER | 20,500 | 267 | 130.2 | 43 | 167 | Hood River | 6,230 | 57 |
| JACKSON | 189,100 | 1,633 | 86.4 | 300 | 253 | Medford | 68,080 | 437 |
| JEFFERSON | 19,900 | 155 | 77.9 | 31 | 53 | Madras | 5,370 | 61 |
| JOSEPHINE | 78,350 | 697 | 89.0 | 295 | 162 | Grants Pass | 24,470 | 240 |
| KLAMATH | 64,600 | 478 | 74.0 | 186 | 91 | Klamath Falls | 20,190 | 201 |
| LAKE | 7,400 | 58 | 78.4 | 7 | 36 | Lakeview | 2,480 | 15 |
| LANE | 329,400 | 2,358 | 71.6 | 618 | 426 | Eugene | 143,910 | 596 |
| | | | | | | Springfield | 54,720 | 356 |
| LINCOLN | 45,000 | 494 | 109.8 | 39 | 162 | Lincoln City | 7,420 | 88 |
| | | | | | | Newport | 9,740 | 183 |
| LINN | 104,900 | 613 | 58.4 | 133 | 148 | Albany | 43,600 | 260 |
| MALHEUR | 32,000 | 272 | 85.0 | 133 | 53 | Ontario | 11,170 | 60 |
| MARION | 295,900 | 1,496 | 50.6 | 404 | 78 | Salem | 142,940 | 540 |
| MORROW | 11,750 | 107 | 91.1 | 8 | 46 | Boardman | 3,080 | 51 |
| MULTNOMAH | 677,850 | 3,670 | 54.1 | 295 | 316 | Gresham | 93,660 | 576 |
| | | | | | | Portland | 545,140 | 2,331 |
| POLK | 64,000 | 377 | 58.9 | 23 | 162 | Dallas | 13,270 | 61 |
| SHERMAN | 1,900 | 23 | 121.1 | 17 | 6 | | | |
| TILLAMOOK | 24,900 | 133 | 53.4 | 24 | 85 | Tillamook | 4,350 | 13 |
| UMATILLA | 71,100 | 820 | 115.3 | 270 | 29 | Pendleton | 16,830 | 268 |
| UNION | 24,650 | 206 | 83.6 | 83 | 28 | La Grande | 12,500 | 93 |
| WALLOWA | 7,150 | 52 | 72.7 | 16 | 28 | Enterprise | 1,920 | 8 |
| WASCO | 23,550 | 204 | 86.6 | 77 | 38 | The Dalles | 12,350 | 89 |
| WASHINGTON | 472,600 | 2,252 | 47.7 | 134 | 921 | Beaverton | 79,010 | 436 |
| | | | | | | Hillsboro | 79,340 | 228 |
| | | | | | | Tigard | 45,130 | 173 |
| WHEELER | 1,550 | 18 | 116.1 | 1 | 17 | | | |
| YAMHILL | 88,150 | 597 | 67.7 | 84 | 112 | McMinnville | 28,890 | 140 |
| STATEWIDE TOTALS | 3,541,500 | 24,949 | 70.4 | 4,651 | 6,919 | MAJOR CITY TOTAL | 1,714,720 | 9,041 |

OREGON COUNTY MAP

D.U.I. Offenses, 2003

Increase

Decrease

