

**SECTION 5**  
**STATEWIDE**  
**REGULATORY OFFENSES**  
**TRAFFIC CRIME, FISH & GAME, and MARINE VIOLATIONS**

This page is intentionally blank.

# STATEWIDE TRAFFIC CRIME, FISH & GAME, and MARINE VIOLATIONS

CLASSIFICATION	2002 OFFENSES	PERSONS ARRESTED				
		ADULT	JUVENILE	TOTAL	MALE	FEMALE
<b>TRAFFIC CRIME</b>						
Hit & Run-Misdemeanor	3,163	1,361	132	1,493	1,115	378
Hit & Run-Felony	259	111	6	117	96	21
Reckless Driving	3,393	1,203	117	1,320	1,154	166
Eluding	1,602	583	44	627	570	57
Drive/W Suspend-Misdemeanor	11,506	8,512	69	8,581	7,237	1,345
Drive/W Suspend-Felony	1,460	705	3	708	632	76
Fail to Display Drive License	4,240	2,938	174	3,112	2,378	734
<b>TRAFFIC CRIME TOTAL</b>	<b>25,623</b>	<b>15,413</b>	<b>545</b>	<b>15,958</b>	<b>13,182</b>	<b>2,777</b>
<b>FISH and GAME</b>						
Sport Fishing	5,520	5,317	206	5,523	3,947	1,576
Commercial Fishing	176	175	1	176	159	17
Personal Use	793	783	8	791	661	130
Game	1,672	1,576	80	1,656	1,450	206
<b>FISH and GAME TOTAL</b>	<b>8,161</b>	<b>7,851</b>	<b>295</b>	<b>8,146</b>	<b>6,217</b>	<b>1,929</b>
<b>MARINE VIOLATIONS</b>						
License Violation	200	178	5	183	177	6
Insuff Life Preserve	371	359	9	368	337	31
Muffling	1	1	0	1	1	0
Other Equip. Violation	26	19	0	19	18	1
Operate Without Lights	25	24	0	24	24	0
Reckless Operation	10	7	0	7	7	0
Speeding	72	67	2	69	67	2
Operate While Intoxicated	75	67	1	68	64	4
Other	160	148	2	150	140	10
<b>MARINE TOTAL</b>	<b>940</b>	<b>870</b>	<b>19</b>	<b>889</b>	<b>835</b>	<b>54</b>

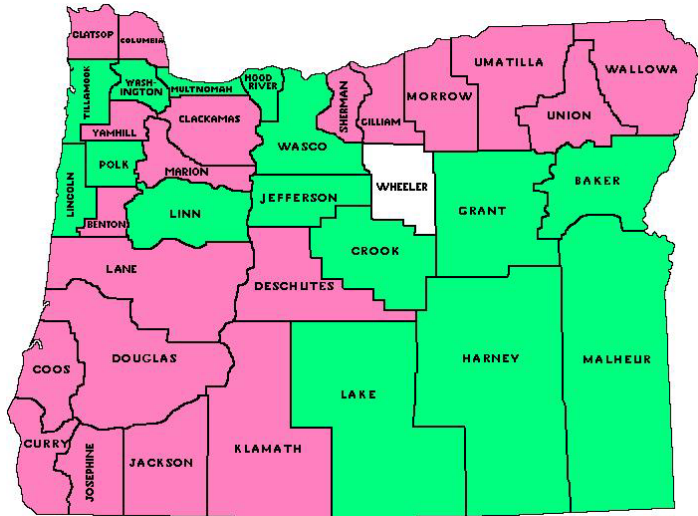
# OREGON COUNTY MAP

## Regulatory Offenses, 2002

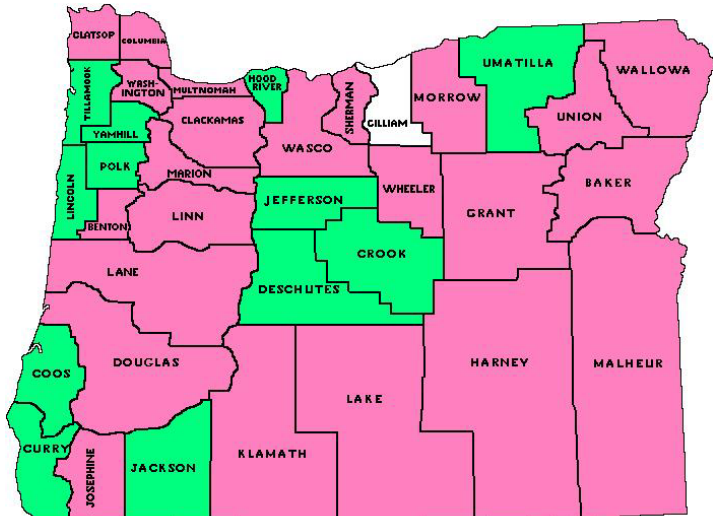
Increase

Decrease

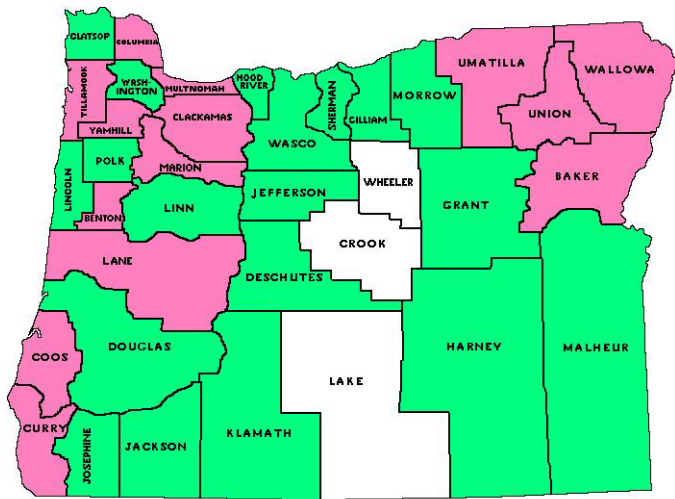
No Change



Traffic Offenses



Fish & Game Offense



Marine Offenses

## TRAFFIC CRIME OFFENSES by COUNTY, 2002

COUNTY	2002 TOTAL	Hit & Run Misd.	Hit & Run Felony	Reckless Driving	Drive w/ Eluding	Drive w/ Susp-Misd.	Drive w/ Susp-Felony	Failure to Disply Lic.
BAKER	54	8		15	3	19		9
BENTON	373	65	4	71	25	193	11	4
CLACKAMAS	3,004	286	35	319	273	397	1236	458
CLATSOP	430	35	5	32	7	228		123
COLUMBIA	558	32	4	59	22	428	1	12
COOS	289	23	13	42	20	141	15	35
CROOK	162	13		35	8	98	7	1
CURRY	134	8	2	21	15	65	1	22
DESCHUTES	805	125	9	149	39	444	6	33
DOUGLAS	832	157	12	135	54	325	6	143
GILLIAM	21	2	1	6		10		2
GRANT	24	4	1	5	5	7		2
HARNEY	15	3		2		9	1	
HOOD RIVER	150	10	1	42	10	73	1	13
JACKSON	1,912	358	22	162	84	1090	3	193
JEFFERSON	228	17	1	39	18	141	1	11
JOSEPHINE	569	43	7	72	33	385	3	26
KLAMATH	333	42	2	51	21	197	4	16
LAKE	45	3	1	11	1	19	2	8
LANE	2,914	292	20	549	42	909	26	1076
LINCOLN	278	35	1	46	24	135	4	33
LINN	706	83	8	95	76	336	12	96
MALHEUR	97	11	2	14	18	43		9
MARION	2,820	232	8	255	176	1329	18	802
MORROW	45	6		7	7	20		5
MULTNOMAH	4,235	427	45	514	320	2582	39	308
POLK	577	69	1	48	16	204	2	237
SHERMAN	17	1		7	1	6		2
TILLAMOOK	78	17	1	19	9	5		27
UMATILLA	531	85	5	52	59	235	2	93
UNION	107	14		22	13	39		19
WALLOWA	19	1		6	2	8		2
WASCO	246	22	6	40	12	84	33	49
WASHINGTON	2,516	565	41	355	149	1064	24	318
WHEELER	3					3		
YAMHILL	496	69	1	96	40	235	2	53
<b>TOTAL</b>	<b>25,623</b>	<b>3,163</b>	<b>259</b>	<b>3,393</b>	<b>1,602</b>	<b>11,506</b>	<b>1,460</b>	<b>4,240</b>

## FISH & GAME OFFENSES by COUNTY, 2002

COUNTY	2002 TOTAL	Sport Fishing	Commercial Fishing	Personal Use	Game
BAKER	210	169			41
BENTON	84	37			47
CLACKAMAS	575	518	2	1	54
CLATSOP	1165	464	90	504	107
COLUMBIA	310	250		7	53
COOS	230	148	14	38	30
CROOK	57	15			42
CURRY	137	103	15	11	8
DESCHUTES	199	95			104
DOUGLAS	354	269	7	10	68
GILLIAM	52	31			21
GRANT	69	16			53
HARNEY	45	11			34
HOOD RIVER	150	132			18
JACKSON	388	303	2	13	70
JEFFERSON	60	48			12
JOSEPHINE	149	130			19
KLAMATH	272	166			106
LAKE	97	29			68
LANE	821	658	3	14	146
LINCOLN	402	282	21	82	17
LINN	197	154		1	42
MALHEUR	93	71			22
MARION	217	182	2		33
MORROW	41	15	1		25
MULTNOMAH	290	269	6		15
POLK	19	4			15
SHERMAN	65	52			13
TILLAMOOK	510	363	3	112	32
UMATILLA	166	83			83
UNION	156	59			97
WALLOWA	126	67			59
WASCO	213	176	1		36
WASHINGTON	101	67	9		25
WHEELER	94	55			39
YAMHILL	47	29			18
<b>TOTAL</b>	<b>8,161</b>	<b>5,520</b>	<b>176</b>	<b>793</b>	<b>1,672</b>

## MARINE VIOLATION OFFENSES by COUNTY, 2002

COUNTY	2002 TOTAL	License Violations	Insf. Life Preserver	Muffling	Other Equip Violation	Operate w/o Lights	Reckless Operation	Speeding	Operate W/ Intoxicated	Other
BAKER	17	2	9			2				4
BENTON	2		1							1
CLACKAMAS	90	11	48		3	6		5	7	10
CLATSOP	104	11	38		6	2	1	11	1	34
COLUMBIA	209	99	39		10	2		24	6	29
COOS	13	3	3						5	2
CROOK										
CURRY	5	1	3							1
DESCHUTES	12	2	5					3		2
DOUGLAS	8	2	2						1	3
GILLIAM	1		1							
GRANT										
HARNEY										
HOOD RIVER	13	3	9						1	
JACKSON	170	18	66	1	3	1	2	22	38	19
JEFFERSON	5		1						4	
JOSEPHINE	4		4							
KLAMATH	16	3	6			1			1	5
LAKE	11		11							
LANE	74	15	48					1	3	7
LINCOLN	8		3			4				1
LINN	13	3	4				1		1	4
MALHEUR	3	1	2							
MARION	13	1	9							3
MORROW	2								2	
MULTNOMAH	57	13	16		3	6	3	5		11
POLK	2	1							1	
SHERMAN	5	1	1				1		1	1
TILLAMOOK	15	2	9				1			3
UMATILLA	16	4	8		1					3
UNION	12	1	7							4
WALLOWA	4	1	3							
WASCO	24	1	9					1		13
WASHINGTON										
WHEELER	5		5							
YAMHILL	7	1	1			1	1		3	
<b>TOTAL</b>	<b>940</b>	<b>200</b>	<b>371</b>	<b>1</b>	<b>26</b>	<b>25</b>	<b>10</b>	<b>72</b>	<b>75</b>	<b>160</b>