

**SECTION 2**  
**STATEWIDE**  
**CRIMES AGAINST PERSONS**  
**OFFENSES AND ARRESTS**

This page is intentionally blank.

# OREGON CRIME CLOCK

1 Crime Against Persons every 13.5 minutes

1 Homicide  
every 4.2 days


1 Neg.Homicide  
every 5.8 weeks

1 Other Sex Crime  
every 1.5 hours

1 Rape  
every 6.7 hours

1 Kidnap  
every 13.3 hours

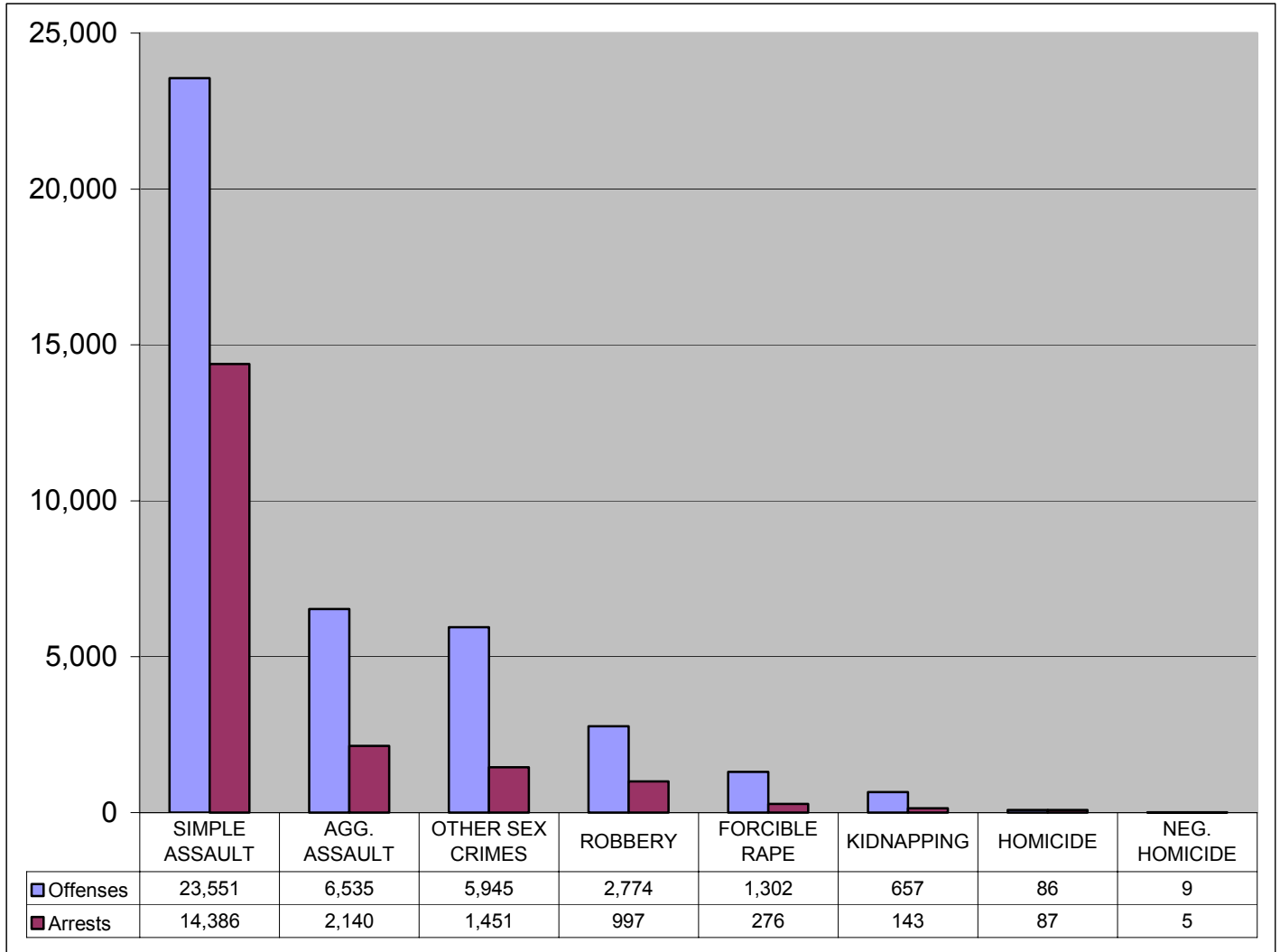
1 Simple Assault  
every 22.3 minutes



1 Aggravated Assault  
every 1.3 hours

1 Robbery  
every 3.2 hours

## STATEWIDE CRIMES AGAINST PERSONS, 2002



## STATEWIDE CRIMES AGAINST PERSONS, 2002

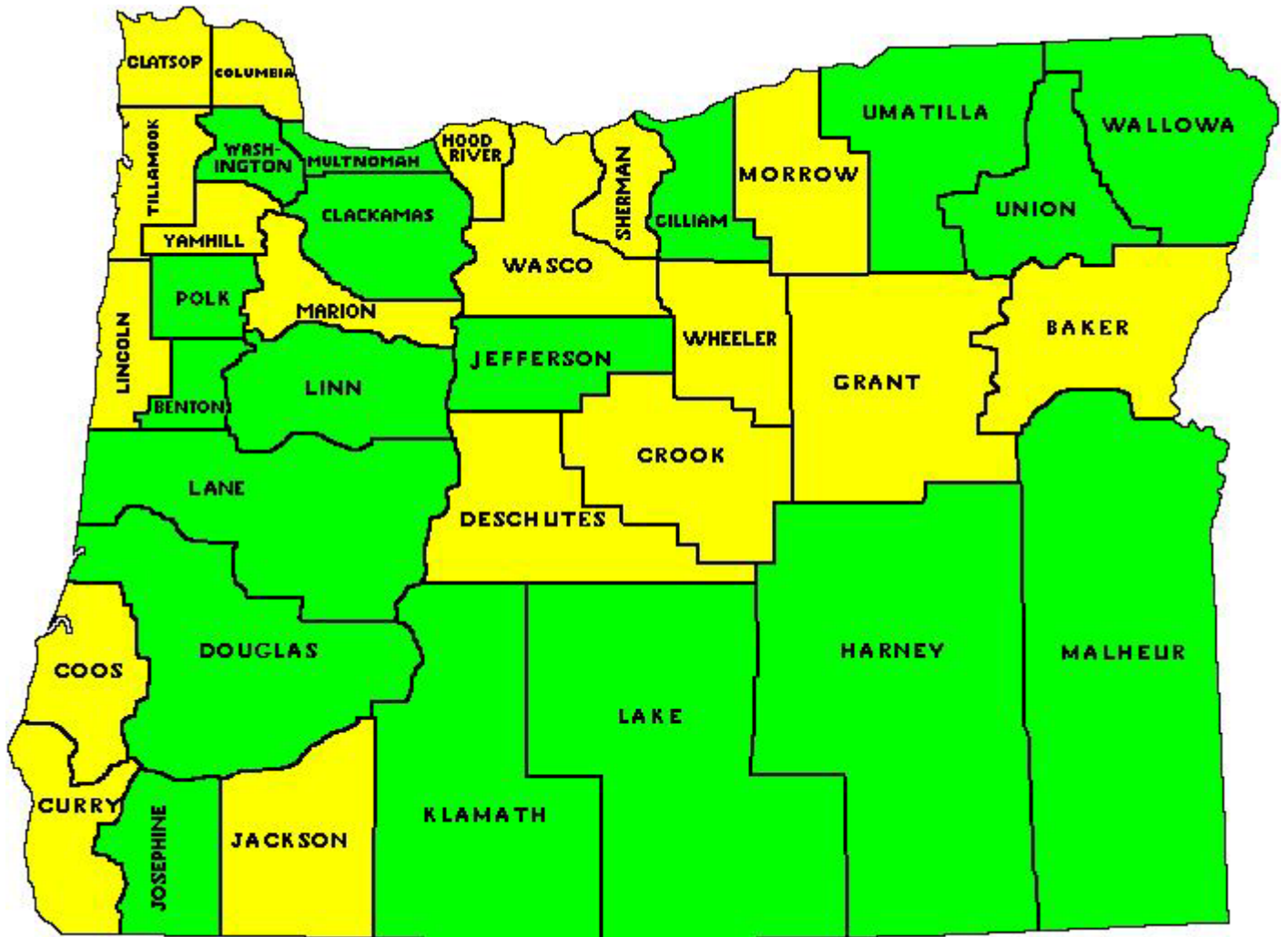
CLASSIFICATION	2002 OFFENSES	PERSONS ARRESTED					PROPERTY	
		ADULT	JUVENILE	TOTAL	MALE	FEMALE	LOSS VALUE	RECOVERED VALUE
Willful Murder	72	63	3	66	51	15		
Aggravated Murder	14	19	2	21	20	1		
<b>MURDER TOTAL</b>	<b>86</b>	<b>82</b>	<b>5</b>	<b>87</b>	<b>71</b>	<b>16</b>	<b>NOT APPLICABLE</b>	
Negligent Homicide	9	5	0	5	4	1	NOT APPLICABLE	
Traffic Death Arrests		8	0	8	5	3	NOT APPLICABLE	
Forcible Rape	1,172				0	0		
Attempt Force Rape	130				0	0		
<b>RAPE TOTAL</b>	<b>1,302</b>	<b>232</b>	<b>44</b>	<b>276</b>	<b>273</b>	<b>3</b>	<b>NOT APPLICABLE</b>	
<b>SEX CRIMES</b>								
Non-Force Rape	600	151	16	167	158	9		
Cont. to Sex Delqncy	301	79	5	84	77	7		
Physical Molest	2,462	399	148	547	535	12		
Obscene Phone Call	50	0	2	2	2	0		
Incest	57	7	5	12	11	1		
Exposer	624	198	19	217	205	12		
Forcible Sodomy	462	63	37	100	94	6		
Non-Force Sodomy	152	33	18	51	46	5		
Other Sex Crimes	1,237	211	60	271	248	23		
<b>SEX CRIME TOTAL</b>	<b>5,945</b>	<b>1,141</b>	<b>310</b>	<b>1,451</b>	<b>1,376</b>	<b>75</b>	<b>NOT APPLICABLE</b>	
<b>KIDNAPPING</b>								
For Add Crime Purpose	594				0	0		
Hostage/Shield	61				0	0		
For Ransom	2				0	0		
<b>KIDNAPPING TOTAL</b>	<b>657</b>	<b>133</b>	<b>10</b>	<b>143</b>	<b>135</b>	<b>8</b>	<b>NOT APPLICABLE</b>	
<b>ROBBERY</b>								
Highway	853						240,254	7,642
Business	892						442,870	76,550
Service Station	43						7,863	130
Convenience Store	130						11,756	6,157
Residence	260						332,814	7,642
Bank	115						182,142	19,084
Other Robbery	481						409,593	73,065
<b>ROBBERY TOTAL</b>	<b>2,774</b>	<b>827</b>	<b>170</b>	<b>997</b>	<b>841</b>	<b>156</b>	<b>1,627,292</b>	<b>190,270</b>
Aggravated Assault	6,389	1,704	364	2,068	1,697	371		
Attempted Murder	146	66	6	72	61	11		
<b>AGG. ASSAULT TOTAL</b>	<b>6,535</b>	<b>1,770</b>	<b>370</b>	<b>2,140</b>	<b>1,758</b>	<b>382</b>	<b>NOT APPLICABLE</b>	
<b>SIMPLE ASSAULT</b>	<b>23,551</b>	<b>12,223</b>	<b>2,163</b>	<b>14,386</b>	<b>11,173</b>	<b>3,213</b>	<b>NOT APPLICABLE</b>	
<b>CRIMES AGAINST PERSONS</b>								
<b>TOTAL</b>	<b>40,859</b>	<b>16,421</b>	<b>3,072</b>	<b>19,493</b>	<b>15,636</b>	<b>3,857</b>	<b>1,627,292</b>	<b>190,270</b>

# OREGON COUNTY MAP

## Crimes Against Persons, 2002

Increase

Decrease



**COUNTY FIVE YEAR PROFILE OF CRIMES AGAINST PERSONS**

	1998	1999	2000	2001	2002
BAKER	369	237	256	254	266
BENTON	741	805	785	892	657
CLACKAMAS	3,633	3,146	2,989	2,691	2,471
CLATSOP	422	456	511	456	458
COLUMBIA	403	418	435	403	424
COOS	997	803	537	641	644
CROOK	240	169	209	218	239
CURRY	282	211	209	185	245
DESCHUTES	1,382	1,472	1,252	1,184	1,201
DOUGLAS	1,194	1,068	1,040	1,061	872
GILLIAM	18	18	14	15	11
GRANT	66	58	58	64	65
HARNEY	96	67	88	79	55
HOOD RIVER	184	183	172	119	140
JACKSON	2,309	2,143	2,128	1,972	2,402
JEFFERSON	370	288	320	272	262
JOSEPHINE	1,093	915	860	773	760
KLAMATH	974	882	899	855	834
LAKE	42	48	90	66	43
LANE	4,619	4,233	4,326	4,192	3,525
LINCOLN	599	646	628	554	634
LINN	1,477	1,316	1,417	1,318	1,283
MALHEUR	367	326	370	336	303
MARION	4,138	3,707	3,798	3,985	4,018
MORROW	167	192	189	168	201
MULTNOMAH	14,449	14,988	14,336	12,489	12,452
POLK	629	597	593	652	629
SHERMAN	21	16	20	20	21
TILLAMOOK	315	257	293	208	239
UMATILLA	1,035	817	825	784	764
UNION	217	211	192	179	171
WALLOWA	52	39	24	55	41
WASCO	340	291	266	237	260
WASHINGTON	3,439	3,410	3,417	3,493	3,373
WHEELER	18	8	13	7	10
YAMHILL	896	875	846	830	886
<b>TOTAL</b>	<b>47,593</b>	<b>45,316</b>	<b>44,405</b>	<b>41,707</b>	<b>40,859</b>

## STATEWIDE TEN YEAR OFFENSE, POPULATION and RATE PROFILE

<b>YEAR</b>	<b>POPULATION</b>	<b>CRIMES AGAINST PERSONS</b>	<b>RATE PER 10,000 POPULATION</b>
<b>1993</b>	3,038,000	53,117	174.8
<b>1994</b>	3,082,000	54,656	177.3
<b>1995</b>	3,132,000	54,830	175.1
<b>1996</b>	3,181,000	49,405	155.3
<b>1997</b>	3,217,000	48,933	152.1
<b>1998</b>	3,267,550	47,593	145.7
<b>1999</b>	3,300,800	45,316	137.3
<b>2000</b>	3,436,750	44,405	129.2
<b>2001</b>	3,471,700	41,707	120.1
<b>2002</b>	3,504,700	40,859	116.6



## STATEWIDE FIVE YEAR OFFENSES by FORCE ELEMENT

Classification	Year	WEAPON TOTAL	KNIFE/ CUTTING	OTHER WEAPON	PHYSICAL FORCE	FIREARM TOTAL	Firearm by Type			
							Hand Gun	Rifle/ Shotgun	Other Firearm	Unknown Firearm
Murder	1998	113	22	9	13	69	49	11		9
	1999	86	16	15	10	45	28	6	7	4
	2000	67	3	5	10	49	36	6	4	3
	2001	94	18	29	4	43	28	9	5	1
	2002	86	11	10	14	51	23	14	10	4
Negligent Homicide *	1998	10		7		3	2	1		
	1999	5		1	1	3	1	2		
	2000	6		2	3	1	1			
	2001	13		7	2	4	1	3		
	2002	9		4	1	4	2	1		1
Forcible Rape	1998	1,249	37	47	1,138	27	22			5
	1999	1,179	38	41	1,076	24	20		1	3
	2000	1,219	34	49	1,110	26	21	2	2	1
	2001	1,147	31	53	1,040	23	20		1	2
	2002	1,302	42	26	1,205	29	23	1		5
Robbery	1998	3,376	345	250	1,746	1,035	774	47	18	196
	1999	2,861	266	251	1,559	785	594	34	10	147
	2000	2,828	279	208	1,538	803	622	33	14	134
	2001	2,688	263	211	1,528	686	551	33	10	92
	2002	2,774	269	251	1,538	716	554	30	17	115
Aggravated Assault	1998	8,590	1,369	2,976	2,877	1,368	824	221	129	194
	1999	8,268	1,300	2,998	2,854	1,116	709	143	94	170
	2000	7,644	1,102	2,642	3,003	897	584	129	88	96
	2001	6,568	971	2,318	2,552	727	477	116	58	76
	2002	6,535	914	2,191	2,643	787	529	124	56	78
TOTALS	1998	13,338	1,773	3,289	5,774	2,502	1,671	280	147	404
	1999	12,399	1,620	3,306	5,500	1,973	1,352	185	112	324
	2000	11,764	1,418	2,906	5,664	1,776	1,264	170	108	234
	2001	10,510	1,283	2,618	5,126	1,483	1,077	161	74	171
	2002	10,706	1,236	2,482	5,401	1,587	1,131	170	83	203

- Negligent Homicide offenses does not include vehicular deaths.

## STATEWIDE HOMICIDE VICTIMS by SEX, RACE and WEAPON

YEAR	TOTAL	SEX		RACE						WEAPON							
		MALE	FEMALE	WHITE	BLACK	INDIAN	HISP	ASIAN	UNK	HAND-GUN	RIFLE	SHOT-GUN	GUN-UNK	KNIFE	BLUNT OBJ	PHYSICAL FORCE	OTHER WEAPON
1993	141	96	45	98	19	2	13	8	1	57	7	7	4	30	9	9	18
1994	148	95	53	110	23	1	13		1	67	13	8	8	30	7	7	8
1995	129	86	43	85	21	3	18	2		60	7	6	8	21	14	7	14
1996	119	78	41	77	16	2	16	8		50	4	4		21	14	10	20
1997	99	70	29	66	19	2	9	2		51	7	7	3	8	8	10	5
1998	113	79	34	85	10	2	15	1		49	7	4	9	22	6	13	3
1999	86	56	30	56	13		14	3		28	1	5	11	16	4	10	11
2000	67	56	11	42	12	1	10	2		36	4	2	7	3	3	10	2
2001	94	61	33	73	6	1	12	2		28	8	1	6	18	14	4	15
2002	86	52	34	64	7	2	12	1		23	8	6	14	11	1	14	9

OTHER WEAPONS INCLUDE:

Arson, Asphyxiation, Drowning, Poison, Strangle, etc. and Unknown

ASIAN INCLUDES:

Chinese, Japanese, Vietnamese and Asian or Pacific Islander

## STATEWIDE NEGLIGENT HOMICIDE by TYPE

**NEGLIGENT HOMICIDE** - Killing through gross negligence. Limited to "non-traffic" type of circumstances only.

	1993	1994	1995	1996	1997*	1998	1999	2000	2001	2002
Victim shot while hunting			1	1			2		2	1
Gun cleaning death other than self inflicted				1						
Children playing with gun	2	1	2	2	4	1				1
Other negligent handling of a gun	2	7	2	2	4	2	1	1	2	2
All other manslaughter by negligence	1	8	8	4	4	7	2	5	9	5
<b>NEGLIGENT HOMICIDE TOTAL</b>	<b>5</b>	<b>16</b>	<b>13</b>	<b>10</b>	<b>12</b>	<b>10</b>	<b>5</b>	<b>6</b>	<b>13</b>	<b>9</b>

\* 1997 type of circumstance data incomplete for Negligent Homicide.

## HOMICIDES - STATE OF OREGON by COUNTY

	1993	1994	1995	1996	1997	1998	1999	2000	2001	2002
BAKER					1	1	2			
BENTON	1	3	2	1			1			
CLACKAMAS	11	9	5	5	4	4	4	4	2	4
CLATSOP	2		1		2	2	1		1	
COLUMBIA	1		1	1			1	1	1	1
COOS	1	4	1	5	3	1			3	2
CROOK		1			1					
CURRY		2							3	1
DESCHUTES	1	2	2		2	1	3	2	3	4
DOUGLAS	6	4	3	2	2	3	2	1	2	
GILLIAM										
GRANT	1				1					2
HARNEY				1		1			4	
HOOD RIVER	1	2								
JACKSON	4	6	9	10	5	7	3	4	4	2
JEFFERSON	1			2			1	1		
JOSEPHINE	4	3	7	3	3	5	2		2	
KLAMATH	5	4	3	4	3	5	1	2	1	4
LAKE	1					1				
LANE	6	5	12	11	5	12	5	7	7	6
LINCOLN	2	1	5			4	1	1	5	3
LINN	2	5	3	2	1	2	1	2	3	
MALHEUR					1		1			
MARION	14	15	15	9	4	15	2	9	10	10
MORROW			1							
MULTNOMAH	61	60	47	49	53	27	42	23	29	25
POLK	1	3	3	2	1	2	1			1
SHERMAN										
TILLAMOOK	1						2			4
UMATILLA	1	3	2	2	2	2	2	2	3	5
UNION	3	2	1							
WALLOWA					1					
WASCO		1		1	1	2		1	2	1
WASHINGTON	9	11	6	7	3	14	6	4	8	5
WHEELER		1								
YAMHILL	1	1		2	2	2	2	3	1	6
<b>TOTAL</b>	<b>141</b>	<b>148</b>	<b>129</b>	<b>119</b>	<b>101</b>	<b>113</b>	<b>86</b>	<b>67</b>	<b>94</b>	<b>86</b>

<b>OTHER SEX CRIMES by TYPE and VICTIM 2001 &amp; 2002</b>								
TYPE	VICTIM		VICTIM		VICTIM		VICTIM	
	ADULT MALE		ADULT FEMALE		JUVENILE MALE		JUVENILE FEMALE	
	2001	2002	2001	2002	2001	2002	2001	2002
Non-Force Rape	9	9	47	49	26	34	459	508
Contrib. to Sex Delinq.	4	7	2	5	42	53	197	236
Physical Molest	49	44	350	379	420	415	1,718	1,624
Obscene Phone Call	10	5	36	37	2	1	16	7
Incest	0	2	3	5	11	12	34	38
Indecent Exposure	149	184	280	280	28	25	130	135
Forcible Sodomy	33	37	82	109	145	143	215	173
Non-Force Sodomy	3	3	6	7	52	56	62	86
Other Sex Crimes	68	126	194	239	130	203	536	669
<b>TOTAL</b>	<b>325</b>	<b>417</b>	<b>1,000</b>	<b>1,110</b>	<b>856</b>	<b>942</b>	<b>3,367</b>	<b>3,476</b>

2001 Data in this table does not include Douglas County Sheriff's Department, Roseburg Police Department or Hillsboro Police Department. (2001 *does* include 3 months' data from Roseburg PD.)