

REPORT OF CRIMINAL OFFENSES
MOTIVATED BY PREJUDICE
JANUARY through DECEMBER, 2002

This page is intentionally blank.

OREGON BIAS CRIME STATISTICS SUMMARY

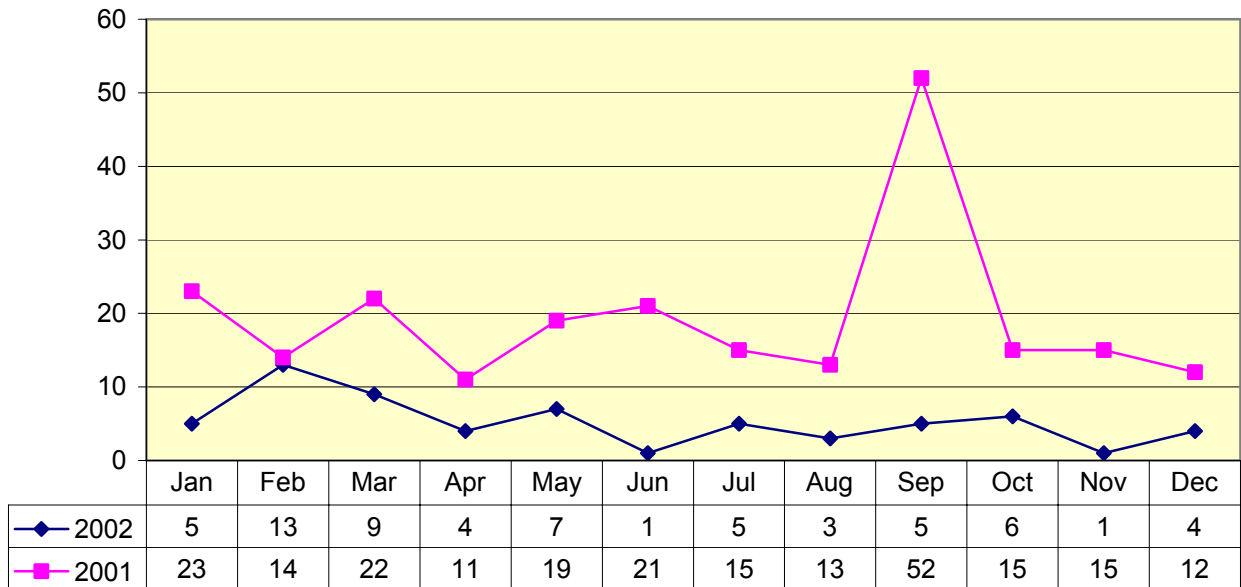
January through December 2002

The 1989 Oregon Legislature passed Senate Bill 606, amending ORS 181.550, requiring law enforcement agencies to report crimes motivated by prejudice to the State Executive Department, Law Enforcement Data System (LEDS). Law Enforcement agencies report these Bias Crime incidents by sending a copy of the police report to LEDS. The 1995 legislature passed Senate Bill 1044 which moved the Law Enforcement Data System from the Executive Department to the Department of Oregon State Police. This transfer included the Uniform Crime Reporting and Bias Crime Reporting Programs.

The number of bias crimes reported for 2002 decreased 72.8% from the number reported for 2001. There are 2 primary possible reasons for this drastic decrease in reported incidents. The first is that there were a large number of anti-Arab / anti-Muslim offenses reported for 2001 after September 11th, 2001. The second is that during the economic downturn in 2002, several large law enforcement agencies were unable to provide all of their bias crime data to the Oregon Uniform Crime Reporting program because of staffing reductions. The inability of these agencies to submit their bias crime data has created an artificial decrease in reported bias crimes from 2001 to 2002.

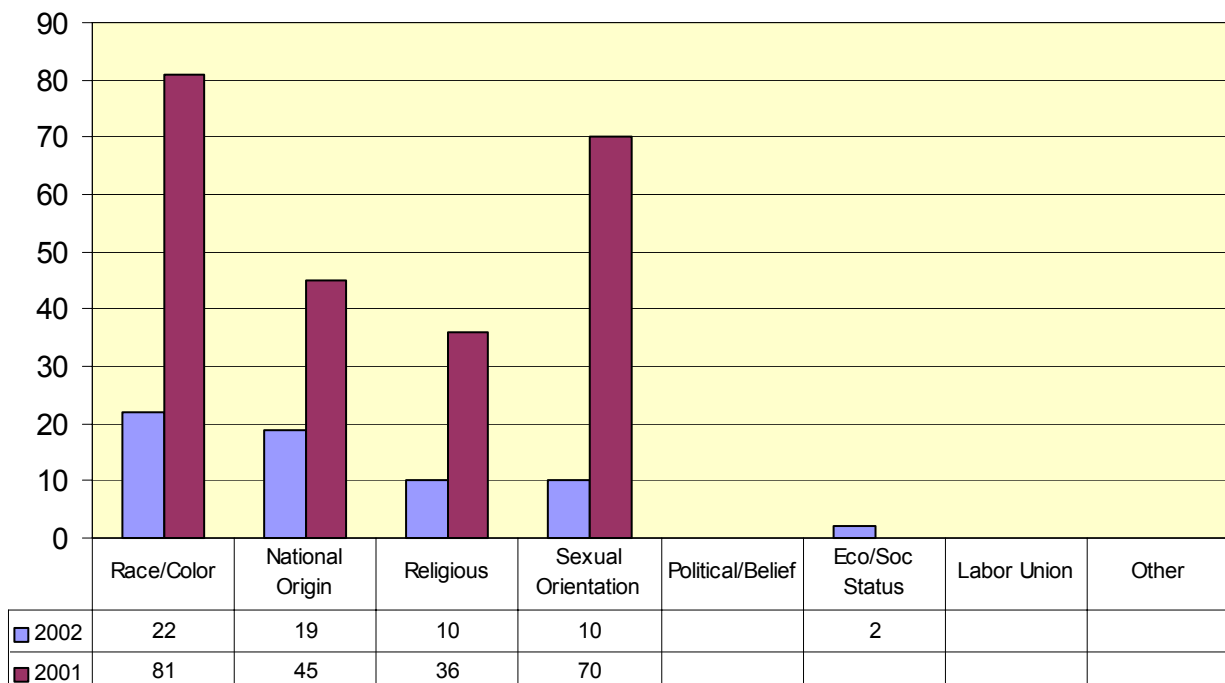
Bias Crime

Totals By Month Jan-Dec 2002 Compared to Jan-Dec 2001



By Type of Prejudice

Jan-Dec 2002 Compared to Jan-Dec 2001



A. Reported incidents by month:	January through December 2001	January through December 2002
January	23	5
February	14	13
March	22	9
April	11	4
May	19	7
June	21	1
July	15	5
August	13	3
September	52	5
October	15	6
November	15	1
December	12	4
TOTAL	232	63

B. Reported incidents by type of crime:		
Aggravated Assault	17	1
Burglary-Larceny	4	1
Forcible Rape		
Intimidation	87	30
Motor Vehicle Theft		
Murder	1	
Robbery	2	1
Simple Assault	31	11
Vandalism	87	18
Other	3	1
TOTAL	232	63

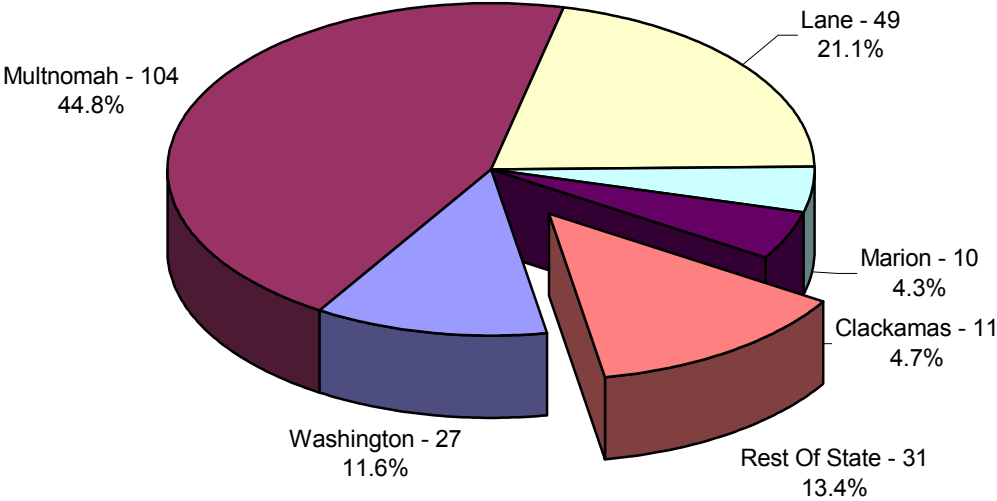
C. Reported incidents by type of prejudice:		
Race/Color	81	22
National Origin	45	19
Religious	36	10
Sexual Orientation	70	10
Political/Beliefs		
Labor Union		
Economic/Social Status		2
Handicap		
TOTAL	232	63

This page is intentionally blank.

D. Number and description of victims:	January through December 2001	January through December 2002
Arab Male	24	6
Arab Female	5	
Asian Male	5	3
Asian Female	3	1
Black Male	36	9
Black Female	11	6
Hispanic Male	15	10
Hispanic Female	5	8
Indian Male	2	
Indian Female		
White Male	74	12
White Female	39	24
VICTIM TOTAL	219	79
Male Victim Total	156	40
Female Victim Total	63	39
E. Number and description of offenders:		
Arab Male		
Arab Female		
Asian Male	1	
Asian Female		
Black Male	16	
Black Female	2	2
Hispanic Male	9	2
Hispanic Female		
Indian Male		1
Indian Female		
White Male	144	66
White Female	25	5
OFFENDER TOTAL	197	76
Male Offender Total	170	69
Female Offender Total	27	7

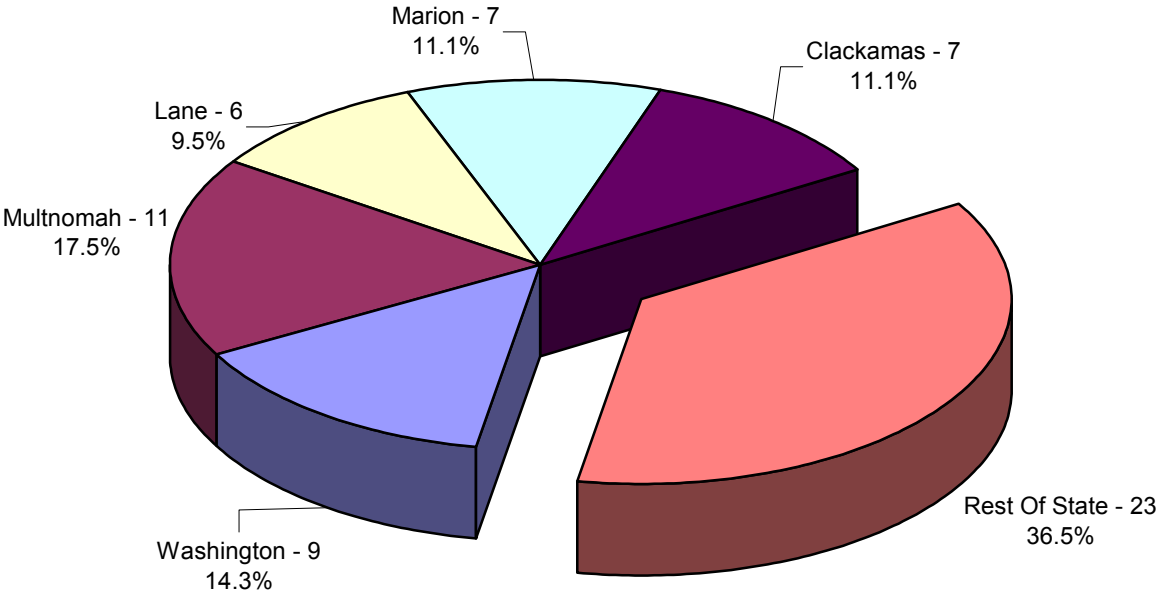
Crimes Motivated By Prejudice By County January through December 2001 and 2002

2001



2001 Total = 232

2002



2002 Total = 63

F. Reported incidents by county of occurrence

COUNTY	January through December 2001	January through December 2002	January through December 2002					
			Race	National Origin	Sexual Orientation	Religion	Other	
Baker								
Benton	14	9	3	2	3	1		
Clackamas	11	7	2	1	2			2
Clatsop	2	1	1					
Columbia								
Coos								
Crook								
Curry								
Deschutes	5	7	3	2	1	1		
Douglas	1							
Gilliam								
Grant								
Harney								
Hood River								
Jackson	5							
Jefferson								
Josephine		1	1					
Klamath		2		2				
Lake								
Lane	49	6	3	2	1			
Lincoln								
Linn								
Malheur		1		1				
Marion	10	7	2	3	1	1		
Morrow								
Multnomah	104	11	4	2	1	4		
Polk	1	1				1		
Sherman								
Tillamook								
Umatilla								
Union								
Wallowa								
Wasco	3							
Washington	27	9	2	4	1	2		
Wheeler								
Yamhill		1	1					
TOTAL	232	63	22	19	10	10	2	