

STATE OF OREGON
REPORT OF
CRIMINAL OFFENSES and ARRESTS
2001

This report was prepared from information provided through the Oregon Uniform Crime Reporting program by Oregon Law Enforcement Agencies for 2001.

Note regarding missing data:

Law enforcement agencies throughout the State have made every effort to report their crime data as accurately as possible. However, some tables in this report will contain footnotes regarding data which was not reported or not available for various reasons.

Questions or concerns regarding any portion of this report or the Oregon Uniform Crime Reporting Program may be addressed by contacting:

Jeffrey D. Bock, Manager
Oregon Uniform Crime Reporting
Law Enforcement Data System
955 Center Street NE, U520
Salem, Oregon 97301-2559
(503) 378-3057

July 2002

TABLE OF CONTENTS

	Page
INTRODUCTION	vii
SECTION - 1 STATEWIDE SUMMARY	1-1
Summary	1-3
2001 Criminal Offenses by Population Center	1-5
Chart - Total Reported Offenses - January through December 2001	1-6
Reported Offenses	1-7
Map - Oregon County Map	1-8
County Five Year Profile of Total Crimes	1-9
Chart - Total Reported Arrests - January through December 2001	1-10
Reported Arrests	1-11
Index Crime Offenses	1-12
Chart - Total Reported Index Crime Offenses	1-12
Index Crime Arrests.....	1-13
Chart - Total Reported Index Crime Arrests	1-13
Map - Oregon County Map.....	1-14
County Five Year Profile of Index Crime	1-15
Statewide Offenses by Day of Week, 2001	1-16
Statewide Offenses by Month, 2001	1-17
Statewide Offenses by Type of Location, 2001	1-18
Statewide Offenses by Time of Occurrence, 2001	1-19

	Page
Report of Criminal Offenses Motivated by Prejudice January through December 2001	1-21
Oregon Bias Crime Statistics Summary January through December 2001	1-23
Chart - Bias Crime Total by Month January through December 2001 Compared to January through December 2000	1-24
Chart - Bias Crime by Type of Prejudice January through December 2001 Compared to January through December 2000	1-24
Reported Incidents by Month	1-25
Reported Incidents by Type of Crime	1-25
Reported Incidents by Type of Prejudice	1-25
Number and Description of Victims	1-27
Number and Description of Offenders	1-27
Chart - Crimes Motivated by Prejudice by County January through December 2000 and 2001	1-28
Reported Incidents by County of Occurrence	1-29
Domestic Disturbance Reporting January through December 2001	1-31
Domestic Disturbance Reporting Summary January through December 2001	1-33
Oregon Domestic Disturbance Reported Incidents by County and Type .	1-34

SECTION - 2 STATEWIDE CRIMES AGAINST PERSONS OFFENSE and ARREST PROFILE	2-1
Oregon Crime Clock	2-3
Chart - Statewide Crimes Against Persons, 2001	2-4
Statewide Crimes Against Persons, 2001 Offenses, Arrests and Property Loss by Crime	2-5
Map - Oregon County Map	2-6
County Five Year Profile of Crimes Against Persons	2-7
Statewide Ten Year Offense, Population and Rate Profile	2-8
Statewide Five Year Offenses by Force Element	2-9
Statewide Homicide Victims by Sex, Race and Weapon	2-10
Statewide Negligent Homicide by Type	2-10
Homicides - State of Oregon by County	2-11
Other Sex Crimes by Type and Victim 2000 & 2001	2-12
 SECTION - 3 STATEWIDE CRIMES AGAINST PROPERTY OFFENSE and ARREST PROFILE	 3-1
Oregon Crime Clock.....	3-3
Chart - Statewide Crimes Against Property, 2001	3-4
Statewide Crimes Against Property, 2001 Offense, Arrests and Property Loss by Crime	3-5
County Five Year Profile of Crimes Against Property	3-6
Statewide Ten Year Offense, Population and Rate Profile	3-7

SECTION - 4 STATEWIDE BEHAVIORAL CRIMES OFFENSE and ARREST PROFILE	4-1
Oregon Crime Clock	4-3
Chart - Statewide Behavioral Crimes, 2001	4-4
Statewide Behavioral Crimes, 2001 Offenses, Arrests and Property Loss by Crime	4-5
Map - Oregon County Map	4-6
County Five Year Profile of Behavioral Crimes	4-7
Statewide Ten Year Offense, Population and Rate Profile	4-8
Statewide Drug Law Offenses by Type of Drug and Activity, 2001	4-9
Statewide Drug Law Arrests by Type of Drug and Activity, 2001	4-9
Drug Offenses by County and Type, 2001	4-10
Drug Arrests by County and Type, 2001	4-11
Map - Oregon County Map	4-12
Drug Offenses by County 1997 through 2001	4-13
D. U. I. I. Offenses by County 1997 through 2001	4-14
D. U. I. I. Offenses Distributed by County and Major Population Center, 2001 ...	4-15
 SECTION - 5 STATEWIDE REGULATORY OFFENSES TRAFFIC CRIME, FISH & GAME, and MARINE VIOLATIONS	 5-1
Statewide Offense and Arrest Summary	5-3
Map - Oregon County Map.....	5-4
Traffic Crime Offenses by County, 2001	5-5
Fish & Game Offenses by County, 2001	5-6
Marine Violation Offenses by County, 2001	5-7

SECTION - 6 STATEWIDE ARREST INFORMATION6-1

 Number of Arrests by Age - State of Oregon, 20016-3

 Number of Male Arrests by Age - State of Oregon, 20016-4

 Number of Female Arrests by Age - State of Oregon, 20016-5

 Number of Arrests by Race - State of Oregon, 20016-7

 Map - Oregon County Map6-8

 State of Oregon Arrests by Race & County, 20016-9

 Total Arrests for Crimes Against Persons by Race & County, 20016-10

 Total Arrests for Crimes Against Property by Race & County, 20016-11

 Total Arrests for Behavioral Crimes by Race & County, 20016-12

**SECTION - 7 STATEWIDE LAW ENFORCEMENT EMPLOYEES and
OFFICER ASSAULTED INFORMATION**7-1

 Law Enforcement Employees - Statewide, 20017-3

 Law Enforcement Employees - History7-3

 Law Enforcement Employees by Department with Officer Assault, 20017-4

 Statewide Officer Assault, 20017-9

SECTION - 8 AGENCY SUMMARY and DETAIL TABLES8-1

SECTION - 9 ABBREVIATED CRIME REPORTING DEFINITIONS9-1

 Crimes Against Persons9-3

 Crimes Against Property9-4

 Behavioral Crimes9-5

This page is intentionally blank.

INTRODUCTION

The Oregon Uniform Crime Reporting (OUCR) program presents information in offense and arrest groupings of **Crimes Against Persons**, **Crimes Against Property** and **Behavioral Crimes**.

The offense groups are described below.

Crimes Against Persons: Criminal offenses where the victim is present and the act is violent, threatening or has the potential of being physically harmful.

Willful Murder	Kidnapping
Negligent Homicide	Robbery
Rape	Aggravated Assault
Other Sex Crimes	Simple Assault

Crimes Against Property: Criminal offenses that involve taking something of value by theft or deception or the destruction of property.

Burglary	Fraud
Larceny	Embezzlement
Motor Vehicle Theft	Stolen Property (Buy, Sell, Possess)
Arson	Vandalism
Forgery/Counterfeit	

Behavioral Crimes: Crimes that represent society's prohibitions on engaging in certain types of activity such as criminal offenses that violate laws relating to personal conduct, responsibility and public order. Although not necessarily violent or property offenses in themselves, they may often contribute to other criminal acts.

Weapons Regulation Laws	Liquor Laws
Prostitution	Disorderly Conduct
Drug Laws	All Other Offenses (Except Traffic)
Gambling	Curfew
Offenses Against Family	Runaway Juveniles
D. U. I. I.	

Traffic Crime, Fish & Game, and Marine Violations: These three areas will be shown separately and are not included in crime totals listed above.

This page is intentionally blank.

SECTION 1

STATEWIDE SUMMARY

This section presents an overview of Statewide Statistics relating to criminal Offenses and Arrests for 2001.

This page is intentionally blank.

SUMMARY

CRIME IN OREGON

Crime in Oregon increased 1.5% overall in 2001 when compared to 2000. Crime increased in 18 of the 36 counties in Oregon.

Crime in the five major populated counties is depicted in this summary as a visual overview of crime in Oregon. The counties of Clackamas, Lane, Marion, Multnomah and Washington represent 60.0% of the State's population. These 5 counties reported 61.4% of the total crime in Oregon and 64.4% of the total Crimes Against Persons.

OREGON POPULATION

Population estimates for Oregon are provided by the Population Research Center, College of Urban and Public Affairs, Portland State University. Total Oregon population for 2001 statistics is 3,471,700.

CRIMES AGAINST PERSONS

Crimes Against Persons decreased 6.1% from 2000 to 2001.

DECREASES REPORTED:

Rape, Other Sex Crimes, Robbery, Kidnapping, Robbery, Aggravated Assault and Simple Assault all showed decreases.

INCREASES REPORTED:

Willful Homicide and Negligent Homicide showed increases.

CRIMES AGAINST PROPERTY

Crimes Against Property increased 5.2% from 2000 to 2001.

DECREASES REPORTED:

Arson, Embezzlement and Vandalism showed decreases.

INCREASES REPORTED:

Burglary, Larceny, Motor Vehicle Theft, Forgery/Counterfeit, Fraud and Stolen Property (possession, buy, sell) showed increases.

BEHAVIORAL CRIMES

Behavioral Crimes decreased 1.7% from 2000 to 2001.

DECREASES REPORTED:

Weapons Offenses, Prostitution, Drug Laws, Gambling, D.U.I.I., Liquor Laws, "All Other" and Runaway showed decreases.

INCREASES REPORTED:

Offenses Against Family, Disorderly Conduct and Curfew showed increases.

INDEX CRIME RATE

The Index Crime Rate for 2001 was 512.1 crimes per 10,000 population. This is a 4.5% increase from the rate of 490.2 for 2000. These rates are based on estimated population of 3,436,750 for 2000 and 3,471,700 for 2001.

ARRESTS IN OREGON

Arrests = 169,147 (This excludes arrests for Traffic Crime, Fish & Game, or Marine)

The total number of arrests decreased 1.8%.

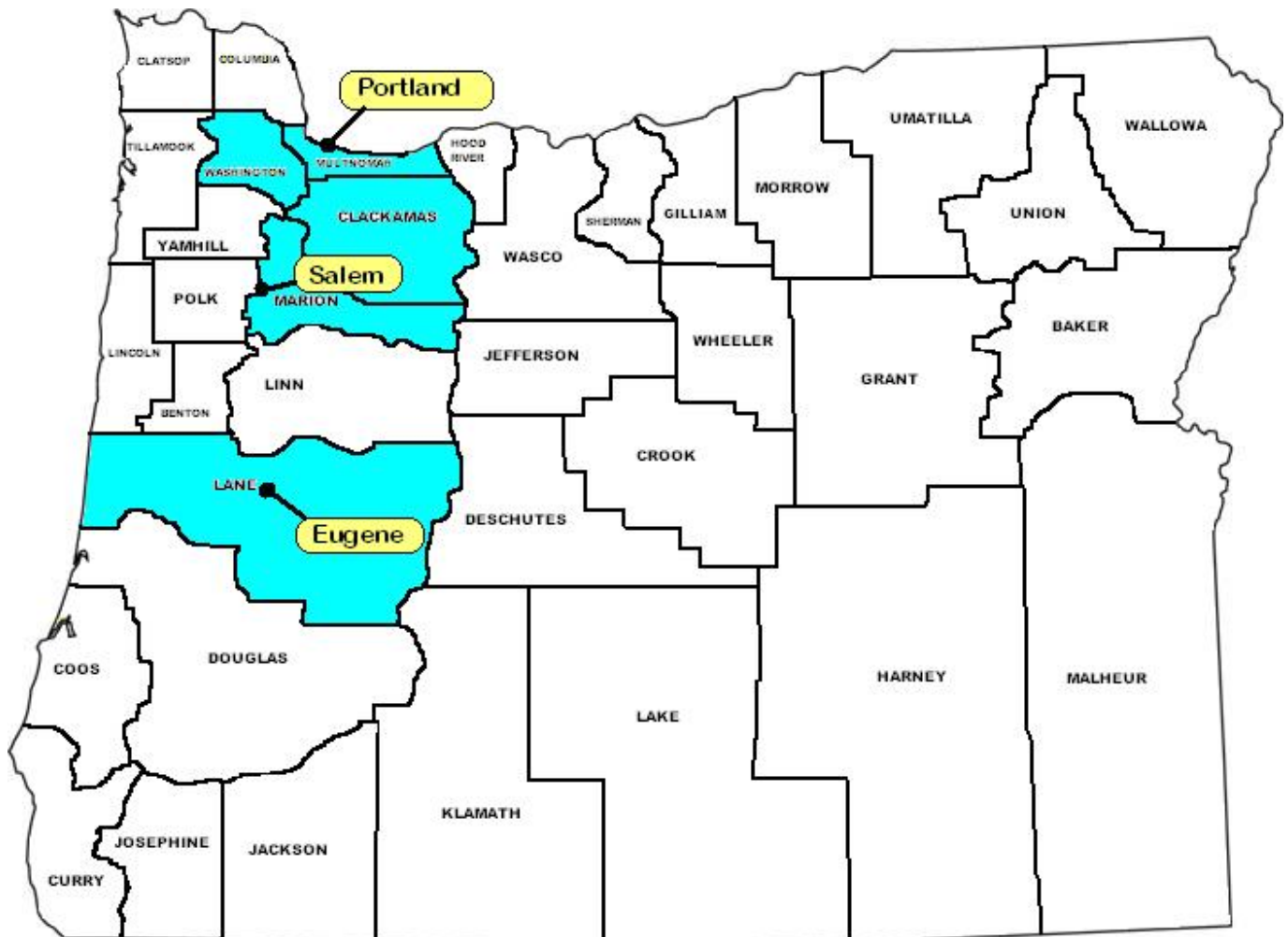
Arrests of Adults (persons 18 years and older) decreased 1.0%.

Arrests of Juveniles (persons 17 years and younger) decreased 4.6%.

2001 CRIMINAL OFFENSES by POPULATION CENTER

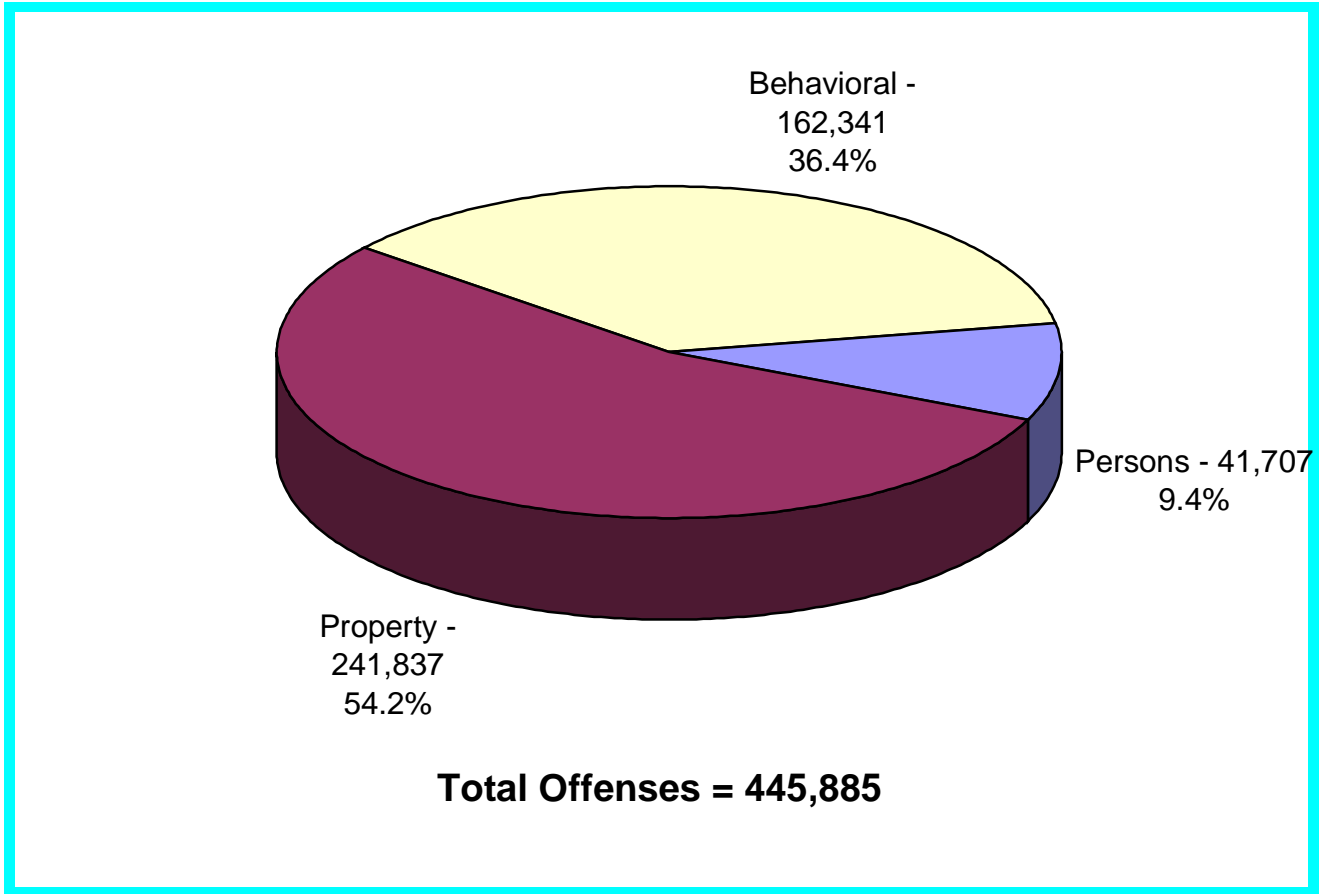
The cities of Portland, Salem and Eugene, combined have 23.5% of the Oregon population and reported 34.7% of the Crimes Against Persons, 34.1% of the Crimes Against Property, 25.1% of Behavioral Crimes and 30.9% of the Crime Total.

Multnomah, Clackamas, Washington, Marion and Lane Counties contain 60.0% of the State's population and reported 61.4% of the Crime Total.



TOTAL REPORTED OFFENSES

January through December 2001



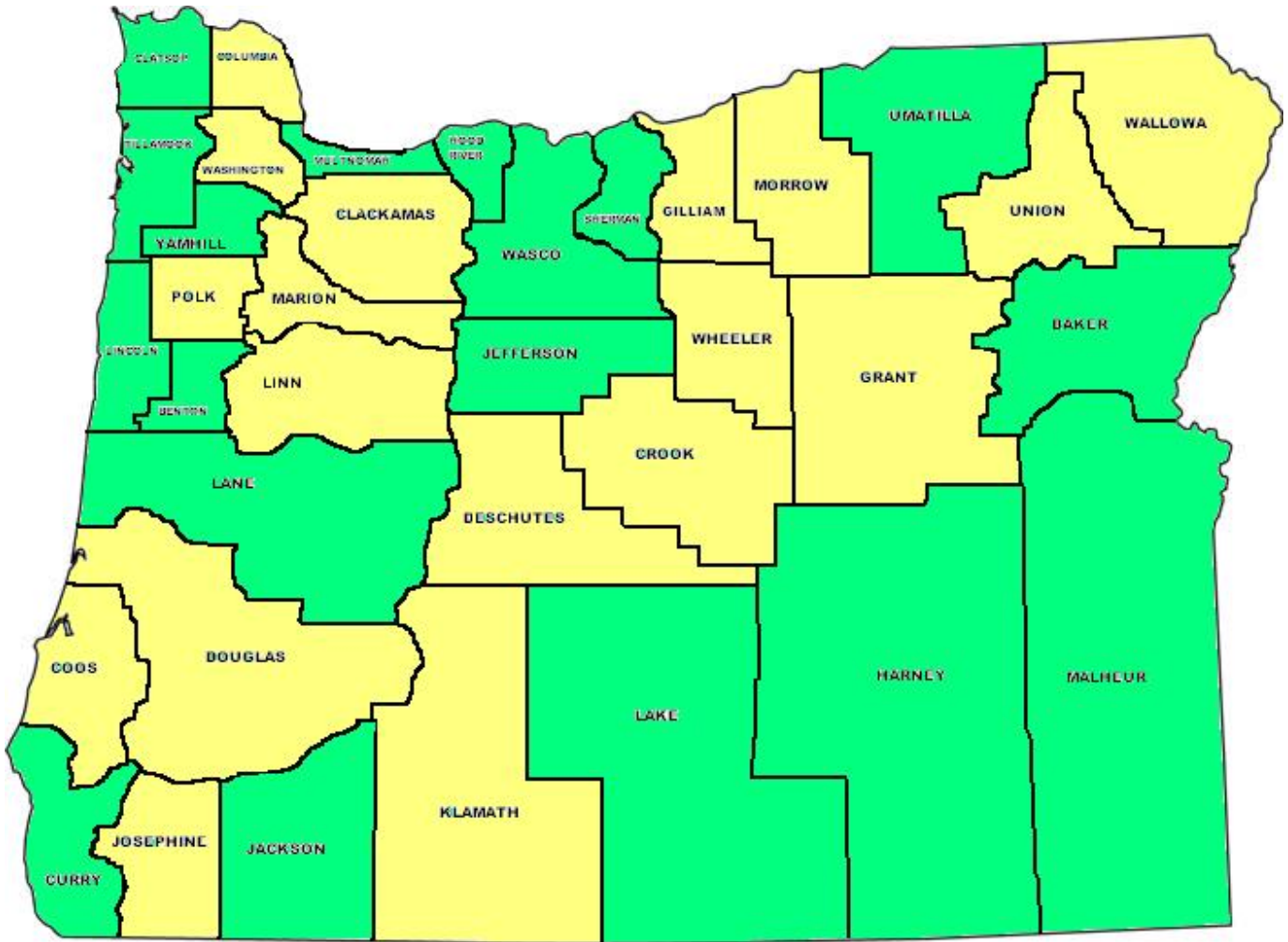
REPORTED OFFENSES

			PERCENT CHANGE	RATE PER 10,000	
	2000	2001		2000	2001
CRIMES AGAINST PERSONS					
Willful Murder *	67	94	40.3%	0.2	0.3
Negligent Homicide (1)	6	13	116.7%	0.0	0.0
Forcible Rape *	1,282	1,201	-6.3%	3.7	3.5
Other Sex Offenses	5,896	5,710	-3.2%	17.2	16.4
Kidnapping	654	624	-4.6%	1.9	1.8
Robbery *	2,906	2,759	-5.1%	8.5	7.9
Aggravated Assault *	7,746	6,698	-13.5%	22.5	19.3
Simple Assault	25,848	24,608	-4.8%	75.2	70.9
TOTAL	44,405	41,707	-6.1%	129.2	120.1
CRIMES AGAINST PROPERTY					
Burglary *	25,582	26,549	3.8%	74.4	76.5
Larceny *	114,948	123,640	7.6%	334.5	356.1
Motor Vehicle Theft *	14,248	15,240	7.0%	41.5	43.9
Arson *	1,700	1,622	-4.6%	4.9	4.7
Forgery/Counterfeiting	13,316	14,254	7.0%	38.7	41.1
Fraud	12,621	13,932	10.4%	36.7	40.1
Embezzlement	807	735	-8.9%	2.3	2.1
Stolen Property	787	803	2.0%	2.3	2.3
Vandalism	45,779	45,062	-1.6%	133.2	129.8
TOTAL	229,788	241,837	5.2%	668.6	696.6
BEHAVIORAL CRIMES					
Weapon Laws	3,355	3,252	-3.1%	9.8	9.4
Prostitution	861	471	-45.3%	2.5	1.4
Drug Laws	23,572	23,341	-1.0%	68.6	67.2
Gambling	25	18	-28.0%	0.1	0.1
Crimes Against Family	2,715	2,725	0.4%	7.9	7.8
D.U.I.I.	25,349	25,223	-0.5%	73.8	72.7
Liquor Laws	15,809	14,575	-7.8%	46.0	42.0
Disorderly Conduct	16,942	17,581	3.8%	49.3	50.6
All Other (Except Traffic)	59,381	59,126	-0.4%	172.8	170.3
Curfew	4,909	4,942	0.7%	14.3	14.2
Runaway Juveniles	12,260	11,087	-9.6%	35.7	31.9
TOTAL	165,178	162,341	-1.7%	500.4	467.6
GRAND TOTAL	439,371	445,885	1.5%	1278.4	1284.3
* Index Total	168,479	177,803	5.5%	490.2	512.1
Traffic Crime	24,533	24,697	0.7%	71.4	71.1
Fish & Game Violations	5,148	7,077	37.5%	15.0	20.4
Marine Violations	795	786	-1.1%	2.3	2.3

(1) Negligent Homicide offenses do not include vehicular deaths

OREGON COUNTY MAP

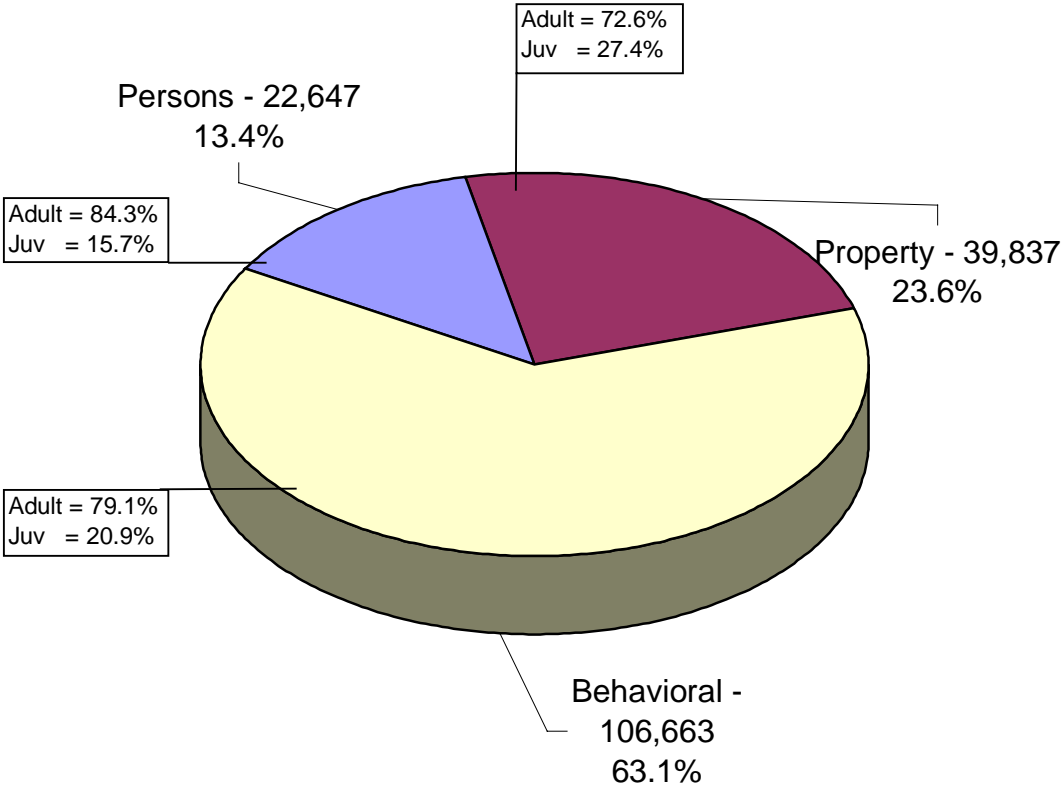
All Reported Crimes, 2001



COUNTY FIVE YEAR PROFILE OF TOTAL CRIMES

	1997	1998	1999	2000	2001
BAKER	2,888	3,452	2,171	2,019	1,813
BENTON	9,072	9,691	8,760	9,352	8,927
CLACKAMAS	35,053	34,355	32,986	34,212	35,667
CLATSOP	6,089	6,181	5,932	6,623	6,292
COLUMBIA	4,333	4,215	4,564	4,449	4,933
COOS	10,577	11,316	9,246	6,440	8,027
CROOK	2,705	2,951	2,270	2,424	2,807
CURRY	1,913	1,777	1,528	1,528	1,378
DESCHUTES	13,893	15,196	14,590	14,050	15,363
DOUGLAS	13,870	13,708	11,746	11,820	12,208
GILLIAM	164	156	241	163	203
GRANT	666	649	757	442	695
HARNEY	694	1,013	657	681	676
HOOD RIVER	1,984	2,128	2,013	1,773	1,572
JACKSON	26,639	29,032	25,349	26,768	25,061
JEFFERSON	2,558	2,531	2,386	2,414	2,235
JOSEPHINE	8,584	10,119	8,622	8,623	8,717
KLAMATH	5,977	6,612	5,337	5,828	5,919
LAKE	447	508	391	561	530
LANE	45,884	49,498	43,585	44,460	42,871
LINCOLN	6,905	6,827	6,523	6,257	6,066
LINN	18,611	19,708	15,273	16,388	17,525
MALHEUR	4,915	4,517	3,930	4,584	4,577
MARION	46,652	49,254	42,400	43,677	45,599
MORROW	1,233	1,178	1,355	1,333	1,714
MULTNOMAH	111,094	118,636	108,890	108,845	108,742
POLK	8,944	9,050	7,880	8,127	8,586
SHERMAN	188	160	162	182	163
TILLAMOOK	2,503	2,458	2,498	2,696	2,470
UMATILLA	9,505	10,469	10,059	9,416	8,347
UNION	2,166	2,508	2,002	1,977	2,121
WALLOWA	507	505	254	283	627
WASCO	3,235	3,627	3,439	3,228	3,020
WASHINGTON	36,245	39,317	37,327	38,005	40,899
WHEELER	148	130	99	102	141
YAMHILL	10,691	10,668	9,516	9,641	9,394
TOTAL	457,532	484,100	434,738	439,371	445,885

TOTAL REPORTED ARRESTS
January through December 2001



TOTAL ARRESTS = 169,147

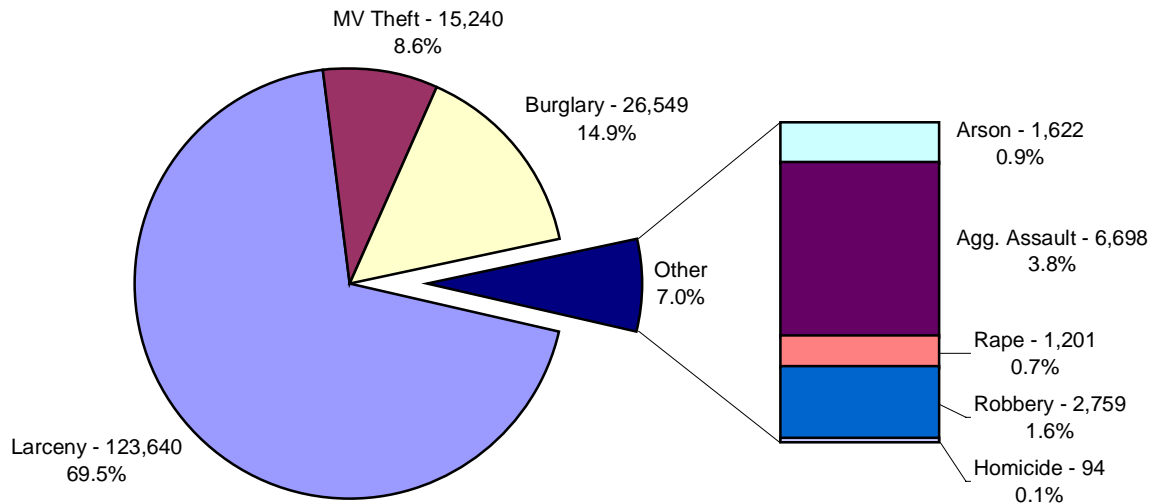
REPORTED ARRESTS							
	2000			2001			TOTAL PERCENT CHANGE
	ADULT	JUVENILE	TOTAL	ADULT	JUVENILE	TOTAL	
CRIMES AGAINST PERSONS							
Willful Murder *	101	10	111	101	12	113	1.8%
Negligent Homicide (1)	12	2	14	17	1	18	28.6%
Forcible Rape *	258	46	304	277	51	328	7.9%
Other Sex Offenses	1,317	359	1,676	1,345	331	1,676	0.0%
Kidnapping	150	13	163	122	15	137	-16.0%
Robbery *	901	246	1,147	925	204	1,129	-1.6%
Aggravated Assault *	1,878	410	2,288	2,027	425	2,452	7.2%
Simple Assault	14,959	2,770	17,729	14,269	2,525	16,794	-5.3%
TOTAL	19,576	3,856	23,432	19,083	3,564	22,647	-3.4%
CRIMES AGAINST PROPERTY							
Burglary *	2,168	1,318	3,486	2,386	1,261	3,647	4.6%
Larceny *	16,071	7,021	23,092	16,161	6,408	22,569	-2.3%
Motor Vehicle Theft *	1,994	710	2,704	2,012	610	2,622	-3.0%
Arson *	300	267	567	368	265	633	11.6%
Forgery/Counterfeiting	2,907	190	3,097	3,026	157	3,183	2.8%
Fraud	1,506	117	1,623	1,516	100	1,616	-0.4%
Embezzlement	81	4	85	79	3	82	-3.5%
Stolen Property	456	112	568	431	85	516	-9.2%
Vandalism	2,824	2,254	5,078	2,959	2,010	4,969	-2.1%
TOTAL	28,307	11,993	40,300	28,938	10,899	39,837	-1.1%
BEHAVIORAL CRIMES							
Weapon Laws	1,973	363	2,336	1,932	354	2,286	-2.1%
Prostitution	816	13	829	359	11	370	-55.4%
Drug Laws	18,237	2,556	20,793	17,804	2,517	20,321	-2.3%
Gambling	12	7	19	19	1	20	5.3%
Crimes Against Family	920	24	944	1,079	30	1,109	17.5%
D.U.I.I.	23,325	319	23,644	23,017	302	23,319	-1.4%
Liquor Laws	14,189	5,507	19,696	13,795	5,325	19,120	-2.9%
Disorderly Conduct	5,115	1,543	6,658	5,336	1,427	6,763	1.6%
All Other (Except Traffic)	21,202	5,917	27,119	21,012	5,762	26,774	-1.3%
Curfew		3,529	3,529		3,608	3,608	2.2%
Runaway Juveniles		2,928	2,928		2,973	2,973	1.5%
TOTAL	85,789	22,706	108,495	84,353	22,310	106,663	-1.7%
GRAND TOTAL	133,672	38,555	172,227	132,374	36,773	169,147	-1.8%
* Index Total	23,671	10,028	33,699	24,257	9,236	33,493	-0.6%
Traffic Crime	14,647	679	15,326	14,797	523	15,320	0.0%
Fish & Game Violations	4,870	257	5,127	6,767	294	7,061	37.7%
Marine Violations	747	13	760	731	26	757	-0.4%

(1) Negligent Homicide arrests include both vehicular and non-vehicular circumstances.

INDEX CRIME OFFENSES

	2000	2001	PERCENT CHANGE	RATE PER 10,000	
				2000	2001
INDEX					
Willful Murder	67	94	40.3%	0.2	0.3
Forcible Rape	1,282	1,201	-6.3%	3.7	3.5
Robbery	2,906	2,759	-5.1%	8.5	7.9
Aggravated Assault	7,746	6,698	-13.5%	22.5	19.3
Total Violent Index	12,001	10,752	-10.4%	34.9	31.0
Burglary	25,582	26,549	3.8%	74.4	76.5
Larceny	114,948	123,640	7.6%	334.5	356.1
Motor Vehicle Theft	14,248	15,240	7.0%	41.5	43.9
Arson	1,700	1,622	-4.6%	4.9	4.7
Total Property Index	156,478	167,051	6.8%	455.3	481.2
INDEX TOTAL	168,479	177,803	5.5%	490.2	512.1

TOTAL REPORTED INDEX CRIME OFFENSES January through December 2001

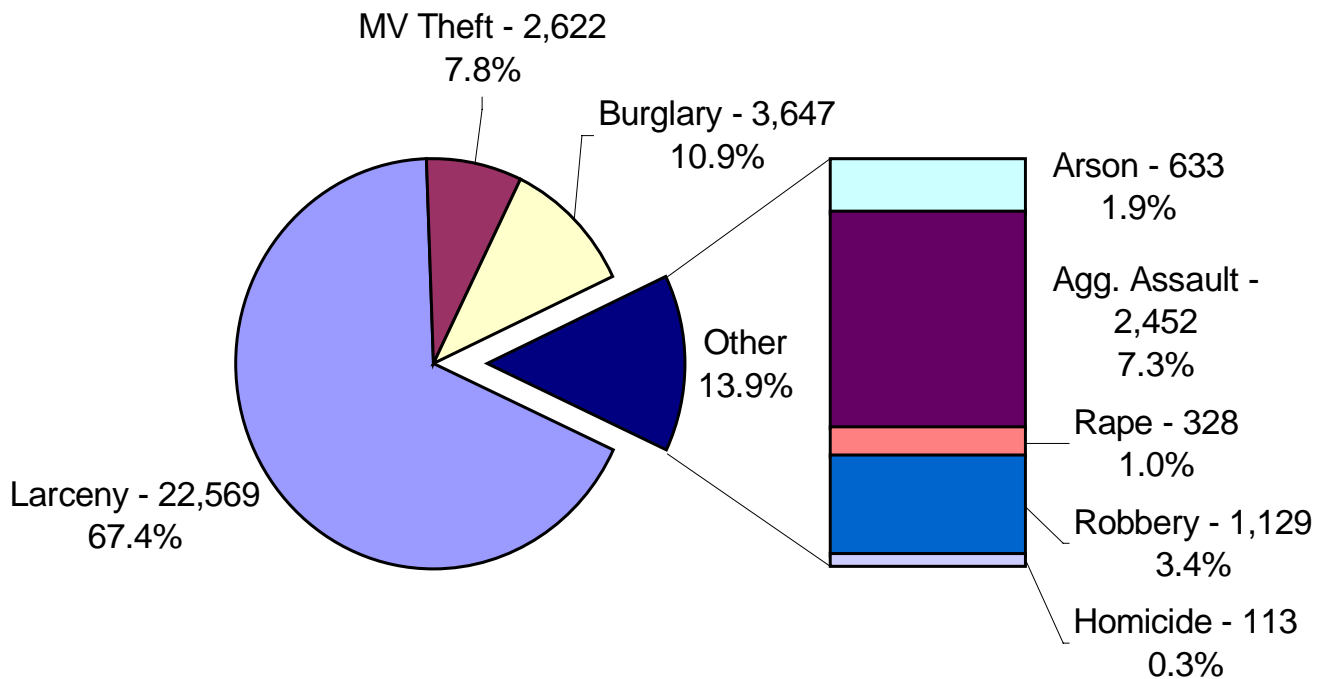


TOTAL INDEX CRIME = 177,803

INDEX CRIME ARRESTS

INDEX	2000			2001			PERCENT CHANGE
	ADULT	JUVENILE	TOTAL	ADULT	JUVENILE	TOTAL	
Willful Murder	101	10	111	101	12	113	1.8%
Forcible Rape	258	46	304	277	51	328	7.9%
Robbery	901	246	1,147	925	204	1,129	-1.6%
Aggravated Assault	1,878	410	2,288	2,027	425	2,452	7.2%
Total Violent Index	3,138	712	3,850	3,330	692	4,022	4.5%
Burglary	2,168	1,318	3,486	2,386	1,261	3,647	4.6%
Larceny	16,071	7,021	23,092	16,161	6,408	22,569	-2.3%
Motor Vehicle Theft	1,994	710	2,704	2,012	610	2,622	-3.0%
Arson	300	267	567	368	265	633	11.6%
Total Property Index	20,533	9,316	29,849	20,927	8,544	29,471	-1.3%
INDEX TOTAL	23,671	10,028	33,699	24,257	9,236	33,493	-0.6%

TOTAL REPORTED INDEX CRIME ARRESTS January through December 2001

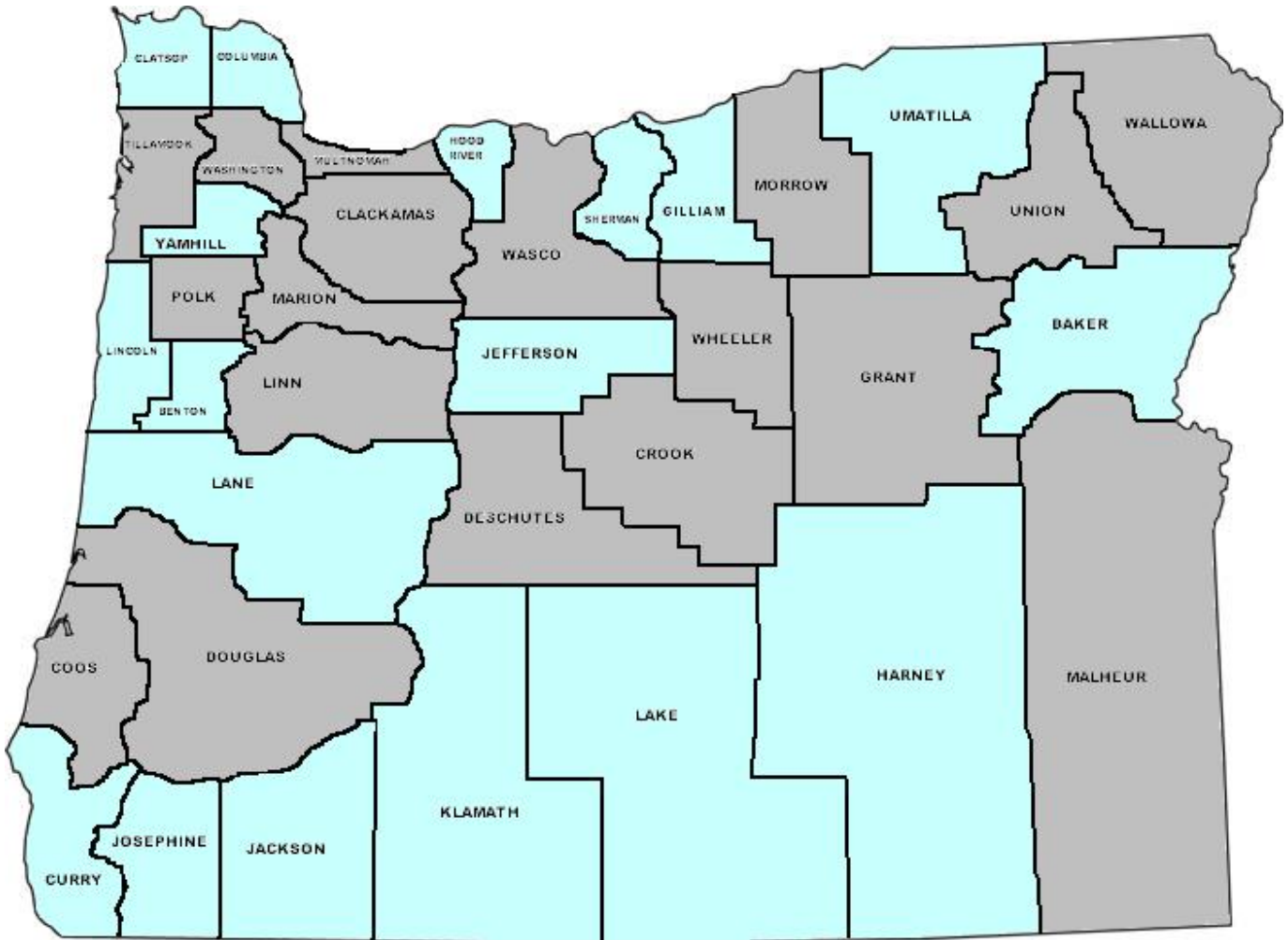


OREGON COUNTY MAP

Index Crimes, 2001

Increase

Decrease



COUNTY FIVE YEAR PROFILE OF INDEX CRIMES

	1997	1998	1999	2000	2001
BAKER	1,151	959	774	633	519
BENTON	3,735	3,063	3,120	3,318	2,870
CLACKAMAS	16,637	16,259	15,196	15,243	17,107
CLATSOP	1,752	1,823	1,517	1,783	1,643
COLUMBIA	1,163	1,217	920	1,242	1,232
COOS	3,251	2,807	2,182	1,826	2,033
CROOK	957	630	497	543	744
CURRY	540	565	470	431	397
DESCHUTES	6,540	5,120	5,276	5,187	6,156
DOUGLAS	4,202	3,917	3,255	3,266	3,425
GILLIAM	34	56	24	26	21
GRANT	213	100	97	124	163
HARNEY	253	205	217	220	193
HOOD RIVER	837	751	671	563	433
JACKSON	10,181	9,663	8,220	8,332	7,793
JEFFERSON	772	599	635	635	630
JOSEPHINE	3,984	3,717	3,298	3,043	2,551
KLAMATH	2,618	2,405	1,829	2,022	1,925
LAKE	181	163	142	184	176
LANE	23,536	21,367	19,067	18,703	17,727
LINCOLN	2,496	2,647	2,497	2,360	2,289
LINN	7,084	6,126	5,335	5,486	6,582
MALHEUR	1,355	1,218	910	1,199	1,216
MARION	19,529	18,484	16,192	16,613	18,930
MORROW	425	463	432	379	572
MULTNOMAH	61,608	54,182	49,969	49,389	51,948
POLK	2,351	2,292	2,077	2,169	2,304
SHERMAN	59	56	48	59	41
TILLAMOOK	648	809	642	742	747
UMATILLA	3,099	3,253	2,620	2,701	2,387
UNION	1,056	804	582	529	584
WALLOWA	160	130	80	46	129
WASCO	1,231	1,239	1,007	940	969
WASHINGTON	18,320	17,428	15,807	15,455	18,467
WHEELER	44	27	23	21	32
YAMHILL	3,969	3,425	3,096	3,067	2,868
TOTAL	205,971	187,969	168,724	168,479	177,803

STATEWIDE OFFENSES by DAY OF WEEK, 2001

(Includes offenses which were later unfounded)

CLASSIFICATION OF OFFENSES	OFFENSE COUNT	SUNDAY	MONDAY	TUESDAY	WEDNESDAY	THURSDAY	FRIDAY	SATURDAY	UNKNOWN
PART 1 & PART 2									
01. HOMICIDE									
1. WILLFUL MURDER	72	12	9	14	11	11	5	8	2
2. AGGRAVATED MURDER	22	3	3	3	4	2	6	1	-
3. NEGL. NON-TRAFFIC	15	3	-	1	1	1	6	2	1
TOTAL	109	18	12	18	16	14	17	11	3
02. RAPE (FORCIBLE)									
1. FORCIBLE	1,125	162	162	98	131	134	143	167	128
2. ATTEMPT RAPE-FORCE	150	20	18	17	25	16	14	30	10
TOTAL	1,275	182	180	115	156	150	157	197	138
03. ROBBERY									
1. HIGHWAY	860	108	109	105	125	112	129	157	15
2. BUSINESS	779	101	114	108	109	102	99	138	8
3. SERVICE STATION	36	9	4	2	6	9	3	2	1
4. CONVENIENCE STORE	172	26	20	20	28	26	21	28	3
5. RESIDENCE	284	48	31	43	47	40	27	40	8
6. BANK	146	1	27	25	28	26	30	8	1
9. OTHER	498	66	60	58	74	85	72	80	3
TOTAL	2,775	359	365	361	417	400	381	453	39
04. AGGRAVATED ASSAULT									
1. AGGRAVATED	6,547	1,050	892	823	765	884	919	1,053	161
3. ATTEMPTED MURDER	176	22	32	26	28	16	12	38	2
TOTAL	6,723	1,072	924	849	793	900	931	1,091	163
05. BURGLARY									
1. RESIDENCE	16,100	1,771	2,168	2,076	2,081	2,060	2,274	1,882	1,788
2. BUSINESS	6,407	886	794	708	707	750	803	874	885
3. OTHER STRUCTURE	4,150	451	525	433	474	473	533	452	809
TOTAL	26,657	3,108	3,487	3,217	3,262	3,283	3,610	3,208	3,482
06. LARCENY									
1. PICKPOCKET	222	32	25	31	25	40	36	31	2
2. PURSES/NATCH	330	32	49	42	49	41	61	51	5
3. SHOPLIFT	16,956	2,099	2,195	2,328	2,387	2,440	2,600	2,729	178
4. FROM MOTOR VEHICLE	38,572	4,903	5,253	4,879	5,090	5,119	5,085	4,931	3,312
5. MOTOR VEH. PART/ACC.	12,281	1,455	1,678	1,553	1,561	1,570	1,601	1,474	1,389
6. BICYCLES	6,879	779	994	895	950	952	978	798	533
7. FROM PUBLIC BUILDING	9,038	836	1,244	1,238	1,308	1,293	1,442	1,095	582
8. FROM COIN-OP MACHINE	503	64	56	64	77	52	63	57	70
9. ALL OTHERS	39,149	3,881	5,421	4,809	4,872	5,022	5,385	4,613	5,146
TOTAL	123,930	14,081	16,915	15,839	16,319	16,529	17,251	15,779	11,217
07. MOTOR VEHICLE THEFT									
1. AUTOMOBILES	9,596	1,230	1,286	1,197	1,246	1,228	1,331	1,243	835
2. TRUCKS AND BUSES	4,611	577	589	581	588	587	658	659	372
3. MOTORCYCLES	791	100	117	88	96	96	97	122	75
4. SNOWMOBILES	62	4	10	9	2	11	10	11	5
9. OTHER VEHICLES	680	73	82	93	90	83	95	93	71
TOTAL	15,740	1,984	2,084	1,968	2,022	2,005	2,191	2,128	1,358
08. SIMPLE ASSAULT	24,924	3,816	3,449	3,255	3,298	3,285	3,460	3,955	406
09. ARSON	1,618	243	239	192	235	209	204	247	49
10. FORGERY/COUNTERFEIT	14,271	1,041	2,112	2,101	2,124	2,066	2,104	1,480	1,243
11. FRAUD	13,946	1,133	1,940	1,891	1,995	1,919	1,880	1,368	1,820
12. EMBEZZLEMENT	736	66	69	67	78	71	80	57	248
13. STOLEN PROPERTY	804	89	107	114	120	128	112	101	33
14. VANDALISM	44,978	5,853	5,765	5,368	5,627	5,492	6,456	6,741	3,676
15. WEAPON LAWS	3,237	423	433	472	456	442	483	505	23
16. PROSTITUTION	469	35	45	70	85	76	71	78	9
17. SEX CRIMES	6,019	534	877	676	702	846	787	614	983
18. DRUG LAWS	23,224	2,561	2,867	3,191	3,470	3,643	3,964	3,316	212
19. GAMBLING	18	8	-	1	2	1	3	3	-
20. OFF. AGAINST FAMILY	2,948	357	410	407	416	405	505	347	101
21. DRIVING UNDER INFLUENCE	25,103	5,035	2,488	2,245	2,579	2,815	3,845	6,095	1
22. LIQUOR LAWS	14,463	2,017	1,482	1,325	1,546	1,772	3,000	3,270	51
24. DISORDERLY CONDUCT	17,723	2,434	2,232	2,220	2,324	2,439	2,737	2,895	442
25. KIDNAPPING	651	77	87	101	83	89	81	106	27
26. ALL OTHER	59,821	7,169	8,391	8,415	8,842	8,720	9,154	8,299	831
28. CURFEW	4,889	921	633	545	521	537	622	1,110	-
29. RUNAWAY	11,139	1,317	1,671	1,580	1,592	1,494	1,858	1,396	231
GRAND TOTAL	448,190	55,933	59,264	56,603	59,080	59,730	65,944	64,850	26,786

STATEWIDE OFFENSES by MONTH, 2001

(Includes offenses which were later unfounded)

CLASSIFICATION OF OFFENSES		JAN	FEB	MAR	APR	MAY	JUN	JUL	AUG	SEP	OCT	NOV	DEC	TOTAL
PART 1 & PART 2														
01.	HOMICIDE													
1.	WILLFUL MURDER	5	5	2	6	3	3	8	7	7	3	4	17	70
2.	AGGRAVATED MURDER	-	3	1	2	-	2	-	2	3	2	-	6	21
3.	NEGL. NON-TRAFFIC	2	1	1	2	-	2	-	-	-	1	2	2	13
4.	TRAFFIC DEATH ARRESTS													
	TOTAL	7	9	4	10	3	7	8	9	10	6	6	25	104
02.	RAPE (FORCIBLE)													
1.	FORCIBLE	109	91	86	74	93	93	97	83	84	78	85	67	1,040
2.	ATTEMPT RAPE-FORCE	16	10	8	9	10	12	22	13	12	16	7	7	142
	TOTAL	125	101	94	83	103	105	119	96	96	94	92	74	1,182
03.	ROBBERY													
1.	HIGHWAY	62	58	62	43	66	68	70	77	93	87	90	79	855
2.	BUSINESS	74	64	54	52	48	47	62	63	52	68	100	87	771
3.	SERVICE STATION	2	2	4	1	-	-	1	6	4	6	5	5	36
4.	CONVENIENCE STORE	17	21	7	4	13	12	15	10	8	24	23	16	170
5.	RESIDENCE	28	22	25	19	26	27	20	31	20	23	15	22	278
6.	BANK	14	16	16	3	13	12	11	11	13	8	12	14	143
9.	OTHER	42	32	43	31	24	38	37	47	38	42	25	42	441
	TOTAL	239	215	211	153	190	204	216	245	228	258	270	265	2,694
04.	AGGRAVATED ASSAULT													
1.	AGGRAVATED	535	400	494	490	556	551	596	583	544	580	539	541	6,409
3.	ATTEMPTED MURDER	12	15	13	10	11	18	18	19	15	14	10	11	166
	TOTAL	547	415	507	500	567	569	614	602	559	594	549	552	6,575
05.	BURGLARY													
1.	RESIDENCE	1,400	1,129	1,204	1,141	1,189	1,236	1,359	1,404	1,354	1,408	1,351	1,313	15,488
2.	BUSINESS	610	449	471	462	436	467	527	574	394	525	629	542	6,086
3.	OTHER STRUCTURE	335	307	339	289	345	332	353	320	303	327	389	372	4,011
	TOTAL	2,345	1,885	2,014	1,892	1,970	2,035	2,239	2,298	2,051	2,260	2,369	2,227	25,585
06.	LARCENY													
1.	PICKPOCKET	13	17	27	22	12	14	16	26	23	11	19	19	219
2.	PURSES/NATCH	31	19	23	21	27	23	26	34	29	26	28	33	320
3.	SHOPLIFT	1,235	1,236	1,344	1,282	1,316	1,350	1,446	1,348	1,325	1,390	1,430	1,619	16,321
4.	FROM MOTOR VEHICLE	3,352	2,590	2,765	2,569	3,094	2,803	3,150	2,978	3,348	3,706	3,603	3,173	37,131
5.	MOTOR VEH. PART/ACC.	1,009	832	907	883	969	874	929	879	949	1,347	1,356	1,298	12,232
6.	BICYCLES	375	279	395	419	513	592	790	775	780	778	572	351	6,619
7.	FROM PUBLIC BUILDING	809	680	796	706	811	727	623	647	605	835	781	832	8,852
8.	FROM COIN-OP MACHINE	52	42	46	35	41	33	32	41	31	39	67	37	496
9.	ALL OTHERS	3,053	2,581	2,999	2,884	3,220	2,982	3,521	3,221	3,107	3,334	3,046	3,280	37,228
	TOTAL	9,929	8,276	9,302	8,821	10,003	9,398	10,533	9,949	10,197	11,466	10,902	10,642	119,418
07.	MOTOR VEHICLE THEFT													
1.	AUTOMOBILES	845	608	689	591	628	682	687	739	787	882	937	846	8,921
2.	TRUCKS AND BUSES	432	309	342	317	315	298	294	353	391	457	499	394	4,401
3.	MOTORCYCLES	54	29	55	64	64	47	74	65	99	73	78	60	762
4.	SNOW/MOBILES	5	2	5	6	3	8	3	4	6	4	9	7	62
9.	OTHER VEHICLES	32	37	47	27	37	37	56	53	71	64	54	59	574
	TOTAL	1,368	985	1,138	1,005	1,047	1,072	1,114	1,214	1,354	1,480	1,577	1,366	14,720
08.	SIMPLE ASSAULT	1,921	1,739	2,000	1,907	2,159	1,956	2,199	1,997	2,193	1,946	1,801	1,759	23,577
09.	ARSON	95	85	138	121	141	196	195	178	143	95	79	71	1,537
10.	FORGERY/COUNTERFEIT	1,352	1,085	1,302	1,077	1,063	1,152	1,163	1,116	928	1,192	1,105	1,148	13,683
11.	FRAUD	1,130	973	1,041	1,030	1,137	1,105	1,271	1,069	1,011	1,232	1,128	1,254	13,381
12.	EMBEZZLEMENT	74	52	73	58	55	60	84	72	46	54	44	62	734
13.	STOLEN PROPERTY	70	70	75	50	69	49	62	71	58	60	59	62	755
14.	VANDALISM	3,898	3,260	3,799	3,480	3,590	3,636	4,037	3,634	3,446	3,652	3,436	3,365	43,233
15.	WEAPON LAWS	249	256	282	230	262	260	275	262	250	270	255	221	3,072
16.	PROSTITUTION	22	45	16	26	63	32	43	89	24	28	28	50	466
17.	SEX CRIMES	460	409	478	422	514	449	492	529	426	465	430	358	5,432
18.	DRUG LAWS	2,036	1,708	2,058	1,832	1,825	1,836	1,933	1,828	1,745	1,856	1,795	1,717	22,169
19.	GAMBLING	1	1	1	1	5	2	1	1	2	2	1	-	18
20.	OFF. AGAINST FAMILY	213	226	326	238	266	211	231	205	207	159	161	206	2,649
21.	DRIVING UNDER INFLUENCE	2,258	1,785	2,103	1,983	1,993	2,057	2,220	2,022	2,012	1,896	1,857	1,906	24,092
22.	LIQUOR LAWS	982	902	1,253	1,132	1,247	1,198	1,279	1,337	1,331	1,111	930	768	13,470
24.	DISORDERLY CONDUCT	1,309	1,209	1,406	1,328	1,486	1,531	1,573	1,622	1,695	1,485	1,242	1,195	17,081
25.	KIDNAPPING	36	41	47	46	53	51	50	43	59	70	56	47	599
26.	ALL OTHER	4,513	4,308	4,943	4,473	4,954	4,737	5,305	5,211	5,175	4,782	4,079	3,997	56,477
28.	CURFEW	336	261	343	500	277	426	605	431	374	450	329	284	4,616
29.	RUNAWAY	916	780	871	945	1,011	857	817	727	881	1,014	840	673	10,332
	GRAND TOTAL	36,431	31,081	35,825	33,343	36,053	35,191	38,678	36,857	36,501	37,977	35,420	34,294	427,651

Does not include data from Douglas County Sheriff's Office or Hillsboro Police Department

STATEWIDE OFFENSES by TYPE OF LOCATION, 2001

(Includes offenses which were later unfounded)

	01	02-17	03	04-08	05	06	07	09	10-11-12	14	18	22-24	26	TOTAL
	HOM	SEX	ROBB	ASLT	BURG	LARC	MVT	ARSON	F/F/E	VAND	DRUGS	LQ/DC	OTHER	
10 SINGLE FAMILY RESID.	29	3,275	142	9,792	10,405	11,649	1,037	198	2,788	5,963	3,085	5,572	19,325	73,260
11 APT/PLEX/CONDOMINIUM	11	1,066	94	4,564	2,957	3,564	408	62	606	1,670	1,159	2,410	5,310	23,881
12 CLUB/DORMITORY	-	50	5	289	209	351	33	14	39	150	58	127	253	1,578
13 CABIN	-	2	-	7	73	19	3	3	2	12	1	8	18	148
14 HOTEL/MOTEL	1	89	26	279	148	663	44	4	241	234	282	234	395	2,640
20 PUBLIC SAFETY FACIL.	-	75	-	409	18	146	11	5	108	152	368	116	1,194	2,602
21 GOVT. OFFICE/SERVICE	-	31	3	104	87	305	23	9	179	264	125	118	514	1,762
22 PUB.SCHOOL/COLLEGE	-	154	17	1,068	433	2,847	33	114	80	1,780	822	1,193	2,095	10,636
23 AUDITORIUM	-	3	-	21	23	84	2	-	4	31	15	50	38	271
24 AIRPORT/DEPOT	-	6	16	40	19	375	7	2	23	61	59	84	232	924
25 CHURCH	-	12	1	22	239	264	5	9	17	267	5	27	97	965
26 PVT.SCHOOL/COLLEGE	-	28	2	111	34	173	11	7	8	108	30	86	139	737
27 HOSPITAL	-	14	1	68	31	272	4	1	33	37	25	56	127	669
30 RESTAURANT	-	26	90	215	551	1,598	28	12	957	485	75	286	511	4,834
31 THEATER	-	6	-	11	11	121	16	1	11	34	3	9	29	252
32 B ALLEY/RINK/ARCADE	-	5	3	27	13	161	5	1	30	29	12	35	74	395
33 NIGHT CLUB/TAVERN	1	22	49	601	136	882	47	3	268	194	101	1,066	599	3,969
34 FINANCIAL	-	-	85	13	87	489	7	2	2,269	129	48	35	129	3,293
35 SERVICES	1	16	45	117	346	1,533	69	4	1,601	382	59	127	378	4,678
36 MEDICAL/DENTAL	1	11	1	25	112	186	4	3	62	128	33	20	109	695
37 PHARMACY/DRUGSTORE	-	2	10	7	33	239	1	-	218	28	251	7	32	828
38 GROCERY	1	10	187	137	142	5,997	34	6	2,173	218	197	508	648	10,258
39 CONVENIENCE STORE	-	11	137	110	170	1,989	20	3	491	183	55	270	528	3,967
40 DEPARTMENT/VARIETY	-	31	130	97	181	5,727	48	4	1,242	176	206	94	571	8,507
41 APPAREL	-	3	14	9	53	652	1	1	198	46	13	5	37	1,032
42 JEWELRY/CAMERA	-	1	4	-	24	108	-	-	55	13	1	4	7	217
43 FURNITURE/APPLIANCE	-	-	1	2	24	54	3	1	82	35	-	4	13	219
44 HARDWARE/SPORT.GOODS	-	1	3	1	54	327	4	-	187	46	6	7	43	679
45 MOTOR VEHICLE SALES	-	28	9	80	230	5,247	463	6	365	1,888	124	52	229	8,721
46 MARINE	-	-	-	1	8	53	4	-	1	4	-	2	8	81
47 CONSTRUCTION	-	-	2	5	219	329	17	4	56	143	4	7	40	826
48 LIQUOR/BEVERAGE	-	1	1	1	24	59	-	-	23	15	2	22	12	160
49 OTHER BUSINESS	1	92	88	288	2,102	4,629	240	30	2,516	1,973	168	573	1,714	14,414
50 FACTORY/WAREHOUSE	-	2	12	37	503	850	33	4	555	147	14	19	109	2,285
51 OTH.RESIDENCE BLDGS.	-	17	3	81	1,236	448	110	12	20	184	28	17	145	2,301
52 OTHER FARM BLDGS.	-	4	-	10	292	128	52	8	1	35	12	5	34	581
53 DOCK/PIER/WHARF	-	-	-	9	12	65	10	-	1	20	7	13	33	170
59 OTHER BUILDINGS	-	19	5	39	598	374	28	18	75	286	20	33	131	1,626
60 STREET/ALLEY/SIDEWLK	11	303	408	3,260	80	13,273	3,847	184	525	7,684	5,384	5,443	10,212	50,614
61 FREEWAY	-	15	3	114	-	39	38	87	25	53	557	152	308	1,391
62 OTHER ROAD	1	41	15	362	7	491	167	141	51	487	1,516	949	1,819	6,047
63 BRIDGE/VIADUCT/TUNNL	-	5	2	8	1	18	2	3	1	37	5	29	78	189
64 PARKING LOT/DRIVEWAY	3	135	209	1,466	129	23,900	5,978	105	226	8,608	961	1,424	2,585	45,729
70 GOLF COURSE	-	1	-	5	29	82	9	1	5	71	2	4	23	232
71 PARK/CAMPGROUND/BEACH	1	142	42	404	38	864	65	40	53	780	458	785	871	4,543
72 WATER/ShORELINE	4	30	1	60	2	210	12	8	2	85	122	214	215	965
73 CEMETARY	-	-	-	-	2	23	1	1	-	37	7	8	16	95
74 YARDS/RELATED AREA	3	83	15	521	79	5,268	200	93	52	2,028	105	386	3,765	12,598
75 DEV.FARMLAND/PASTURE	-	2	-	15	8	129	15	14	5	116	20	17	292	633
76 LOGGING SITE	-	-	-	1	2	38	4	1	1	35	2	4	17	105
77 WOODS/FOREST/MTS.	3	12	3	32	11	299	34	25	2	181	184	80	541	1,407
79 OTHER AREA	1	257	41	690	296	4,324	1,320	42	752	1,503	478	379	2,707	12,790
UNKNOWN	33	744	828	5,509	3,909	20,944	643	312	9,516	5,327	5,795	8,702	42,411	104,673
TOTAL	106	6,883	2,753	31,144	26,430	122,859	15,200	1,608	28,801	44,582	23,069	31,877	101,760	437,072

Does not include data for 9 months from Roseburg Police Department.

STATEWIDE OFFENSES by TIME OF OCCURRENCE, 2001

(Includes offenses which were later unfounded)

CLASSIFICATION OF OFFENSES	OFFENSE COUNT	MID	2 AM	4 AM	6 AM	8 AM	10 AM	12 N	2 PM	4 PM	6 PM	8 PM	10 PM	DAY	NIGHT	UNKNOWN
		TO 2 AM	TO 4 AM	TO 6 AM	TO 8 AM	TO 10 AM	TO 12 N	TO 2 PM	TO 4 PM	TO 6 PM	TO 8 PM	TO 10 PM	TO 12 MID			
PART 1 & PART 2																
HOMICIDE																
WILLFUL MURDER	70	5	5	3	2	5	3	5	3	5	6	6	8	25	39	6
AGGRAVATED MURDER	21	1	1	1	1	1	3	-	5	-	5	1	1	10	10	1
NEGL. NON-TRAFFIC	13	2	1	-	-	2	1	1	1	3	-	1	-	8	4	1
TOTAL	104	8	7	4	3	8	7	6	9	8	11	8	9	43	53	8
RAPE (FORCIBLE)																
FORCIBLE	1,076	80	62	28	18	48	49	48	44	43	36	53	72	293	491	292
ATTEMPT RAPE-FORCE	148	15	4	6	1	4	8	3	4	9	8	9	11	37	76	35
TOTAL	1,224	95	66	34	19	52	57	51	48	52	44	62	83	330	567	327
ROBBERY																
HIGHWAY	859	112	68	33	13	19	22	34	53	62	88	120	113	233	598	28
BUSINESS	775	56	24	13	13	26	31	64	89	106	116	83	74	360	398	17
SERVICE STATION	36	-	7	2	2	-	1	3	-	-	6	4	5	7	28	1
CONVENIENCE STORE	170	17	25	13	4	4	4	5	13	11	16	23	23	43	123	4
RESIDENCE	278	26	19	12	11	12	12	14	19	10	19	28	33	89	167	22
BANK	143	-	1	-	-	7	26	29	30	36	2	2	1	135	6	2
OTHER	445	45	32	17	8	16	14	26	38	41	40	70	43	163	267	15
TOTAL	2,706	256	176	90	51	84	110	175	242	266	287	330	292	1,030	1,587	89
AGGRAVATED ASSAULT																
AGGRAVATED	6,459	630	400	148	109	252	351	430	469	601	671	770	751	2,433	3,685	341
ATTEMPTED MURDER	168	11	14	6	7	5	10	11	9	16	15	19	30	58	104	6
TOTAL	6,627	641	414	154	116	257	361	441	478	617	686	789	781	2,491	3,789	347
BURGLARY																
RESIDENCE	15,629	562	290	230	257	567	562	693	628	755	591	557	441	6,085	4,087	5,457
BUSINESS	6,101	354	382	420	235	260	140	121	116	213	150	171	214	1,306	2,749	2,046
OTHER STRUCTURE	4,023	173	61	60	58	139	117	166	130	151	95	83	81	1,073	1,116	1,834
TOTAL	25,753	1,089	733	710	550	966	819	980	874	1,119	836	811	736	8,464	7,952	9,337
LARCENY																
PICKPOCKET	222	8	6	-	5	5	12	22	18	33	18	10	16	122	83	17
PURSES/NATCH	324	12	9	1	5	9	33	45	46	43	34	29	24	195	115	14
SHOPLIFT	16,341	586	364	136	100	300	1,055	2,000	2,767	2,851	2,163	1,357	787	10,104	5,810	427
FROM MOTOR VEHICLE	37,227	1,025	694	538	824	1,315	1,235	1,195	1,146	1,282	1,173	1,170	1,134	11,156	13,369	12,702
MOTOR VEH. PART/ACC.	12,250	323	216	151	161	244	192	226	219	256	241	261	282	3,010	5,275	3,965
BICYCLES	6,653	264	83	47	85	243	269	343	482	528	414	372	268	2,610	2,105	1,938
FROM PUBLIC BUILDING	8,919	295	86	42	83	280	469	607	590	474	378	303	247	4,563	2,284	2,072
FROM COIN-OP MACHINE	496	23	9	7	12	18	13	19	21	16	12	20	25	133	199	164
ALL OTHERS	37,662	1,708	428	275	575	1,992	2,223	2,783	2,602	2,472	1,721	1,356	1,003	16,058	8,925	12,679
TOTAL	120,094	4,244	1,895	1,197	1,850	4,406	5,501	7,240	7,891	7,955	6,154	4,878	3,786	47,951	38,165	33,978
MOTOR VEHICLE THEFT																
AUTOMOBILES	9,262	332	227	202	243	300	231	292	268	323	288	315	305	2,695	3,990	2,577
TRUCKS AND BUSES	4,527	141	95	97	128	136	108	149	116	146	136	100	134	1,293	1,823	1,411
MOTORCYCLES	767	36	18	14	14	26	29	49	38	34	25	26	25	254	250	263
SNOWMOBILES	62	-	-	2	1	2	3	2	2	-	3	3	-	21	12	29
OTHER VEHICLES	597	22	18	15	21	45	29	40	51	50	37	28	31	253	178	166
TOTAL	15,215	531	358	330	407	509	400	532	475	553	489	472	495	4,516	6,253	4,446
SIMPLE ASSAULT	23,961	2,003	1,295	461	455	981	1,352	1,767	2,130	2,387	2,691	2,916	2,651	9,909	13,018	1,034
ARSON	1,541	155	128	81	44	58	70	110	109	105	107	147	187	527	871	143
FORGERY/COUNTERFEIT	13,718	776	110	65	107	551	991	1,501	1,450	1,526	764	540	346	6,990	2,873	3,855
FRAUD	13,469	951	131	72	127	694	892	1,222	1,076	1,055	615	438	284	5,848	2,760	4,861
EMBEZZLEMENT	735	48	3	5	7	18	21	39	58	39	41	36	19	218	192	325
STOLEN PROPERTY	756	66	32	18	15	53	55	69	66	72	53	53	33	366	282	108
VANDALISM	43,360	2,677	1,559	839	1,042	2,194	1,973	1,950	2,048	2,387	2,338	2,479	2,698	14,063	18,307	10,990
WEAPON LAWS	3,082	365	200	101	45	153	218	266	265	311	261	299	366	1,315	1,664	103
PROSTITUTION	466	55	17	10	5	6	8	12	27	54	97	96	58	113	336	17
SEX CRIMES	5,677	364	105	56	85	404	376	431	464	387	314	242	221	2,342	1,530	1,805
DRUG LAWS	22,185	2,501	1,464	530	437	1,125	1,604	1,885	2,093	2,243	2,131	2,324	2,635	9,702	11,867	616
GAMBLING	18	2	-	-	-	2	2	4	-	2	-	3	3	10	8	-
OFF. AGAINST FAMILY	2,861	103	34	10	56	201	295	335	408	332	296	205	122	1,729	820	312
DRIVING UNDER INFLUENCE	24,092	4,799	4,891	720	195	1,788	573	576	647	1,009	1,684	2,837	4,367	4,787	19,297	8
LIQUOR LAWS	13,502	2,861	1,289	275	97	231	354	534	667	1,032	1,358	1,751	2,718	2,944	10,357	201
DISORDERLY CONDUCT	17,328	1,793	985	303	304	742	1,097	1,308	1,526	1,718	1,871	2,087	2,182	7,047	9,536	745
KIDNAPPING	620	48	26	14	17	20	24	34	49	49	49	58	59	227	312	81
ALL OTHER	57,350	4,565	1,944	918	1,428	4,337	5,294	5,693	5,954	6,211	5,747	5,426	4,767	30,261	24,494	2,595
CURFEW	4,616	1,896	1,222	166	6	604	123	200	45	2	7	17	324	980	3,635	1
RUNAWAY	10,426	503	142	102	507	746	620	759	1,110	1,176	1,187	1,155	934	5,324	4,355	747
GRAND TOTAL	431,486	31,392	17,931	6,804	7,520	20,209	21,845	26,353	28,079	30,280	27,427	27,543	28,505	159,618	171,862	76,045

Does not include data from Douglas County Sheriff's Office, Hillsboro Police Department & 9 months from Roseburg Police Department.

This page is intentionally blank.

REPORT OF CRIMINAL OFFENSES
MOTIVATED BY PREJUDICE
JANUARY through DECEMBER, 2001

This page is intentionally blank.

OREGON BIAS CRIME STATISTICS SUMMARY

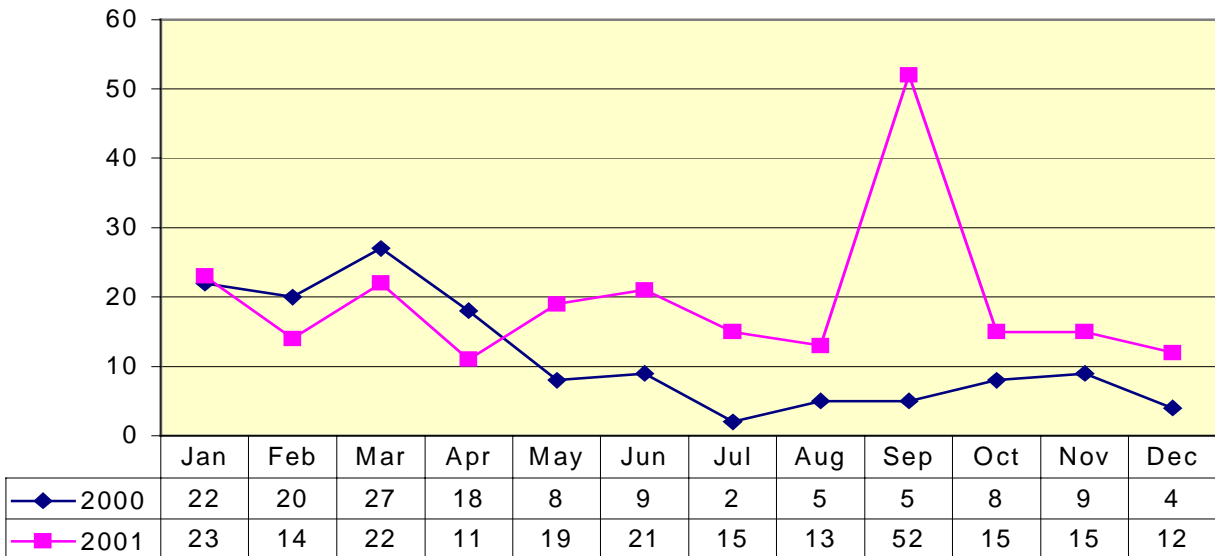
January through December 2001

The 1989 Oregon Legislature passed Senate Bill 606, amending ORS 181.550, requiring law enforcement agencies to report crimes motivated by prejudice to the State Executive Department, Law Enforcement Data System (LEDS). Law Enforcement agencies report these Bias Crime incidents by sending a copy of the police report to LEDS. The 1995 legislature passed Senate Bill 1044 which moved the Law Enforcement Data System from the Executive Department to the Department of Oregon State Police. This transfer included the Uniform Crime Reporting and Bias Crime Reporting Programs.

The number of bias crimes reported for 2001 increased 69.3% from the number reported for 2000. Two factors appear to have contributed to this increase. The first is a more comprehensive bias crime reporting protocol developed by Portland PD. The second is a large number of anti-Arab / anti-Muslim offenses occurring after September 11th, 2001.

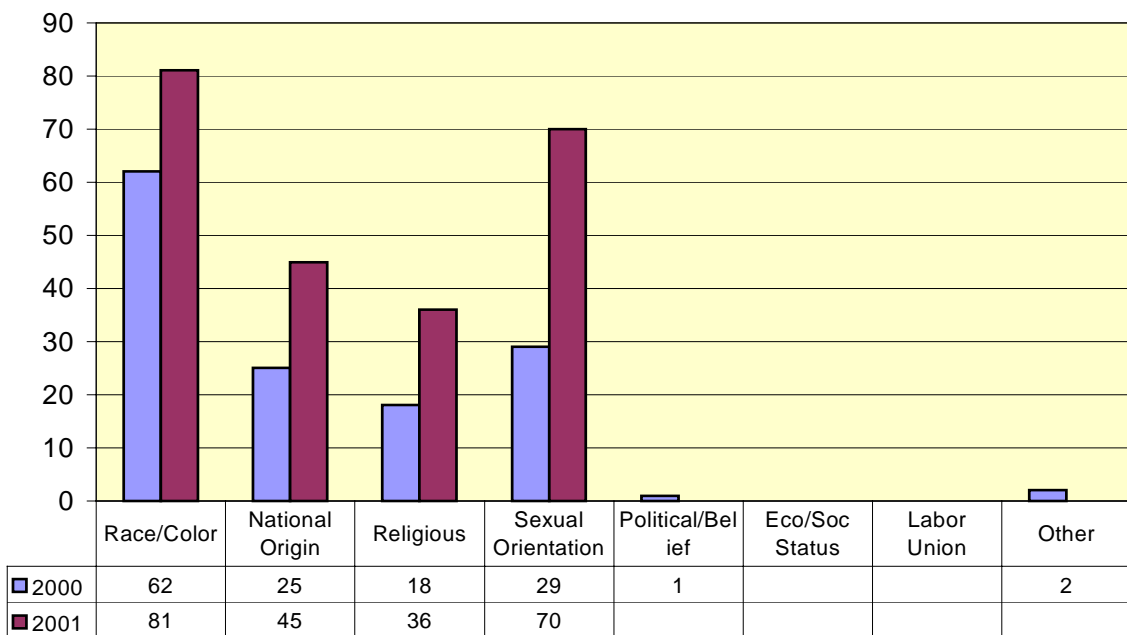
Bias Crime

Totals By Month Jan-Dec 2001 Compared to Jan-Dec 2000



By Type of Prejudice

Jan-Dec 2001 Compared to Jan-Dec 2000



A. Reported incidents by month:	January through December 2000	January through December 2001
January	22	23
February	20	14
March	27	22
April	18	11
May	8	19
June	9	21
July	2	15
August	5	13
September	5	52
October	8	15
November	9	15
December	4	12
TOTAL	137	232

B. Reported incidents by type of crime:		
Aggravated Assault	13	17
Burglary-Larceny	2	4
Forcible Rape		
Intimidation	56	87
Motor Vehicle Theft		
Murder		1
Robbery	1	2
Simple Assault	18	31
Vandalism	47	87
Other		3
TOTAL	137	232

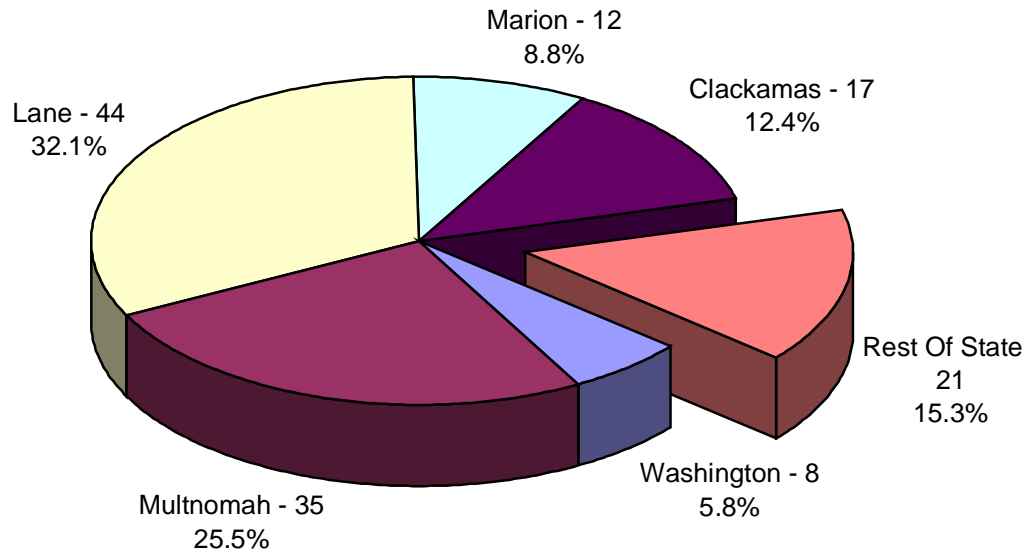
C. Reported incidents by type of prejudice:		
Race/Color	62	81
National Origin	25	45
Religious	18	36
Sexual Orientation	29	70
Political/Beliefs	1	
Labor Union		
Economic/Social Status		
Handicap	2	
TOTAL	137	232

This page is intentionally blank.

D. Number and description of victims:	January through December 2000	January through December 2001
Arab Male		24
Arab Female		5
Asian Male	5	5
Asian Female	3	3
Black Male	22	36
Black Female	14	11
Hispanic Male	23	15
Hispanic Female	15	5
Indian Male		2
Indian Female		
White Male	44	74
White Female	24	39
	<hr/>	
VICTIM TOTAL	150	219
Male Victim Total	94	156
Female Victim Total	56	63
E. Number and description of offenders:		
Arab Male		
Arab Female		
Asian Male	1	1
Asian Female		
Black Male	9	16
Black Female	1	2
Hispanic Male	5	9
Hispanic Female	6	
Indian Male		
Indian Female		
White Male	85	144
White Female	14	25
	<hr/>	
OFFENDER TOTAL	121	197
Male Offender Total	100	170
Female Offender Total	21	27

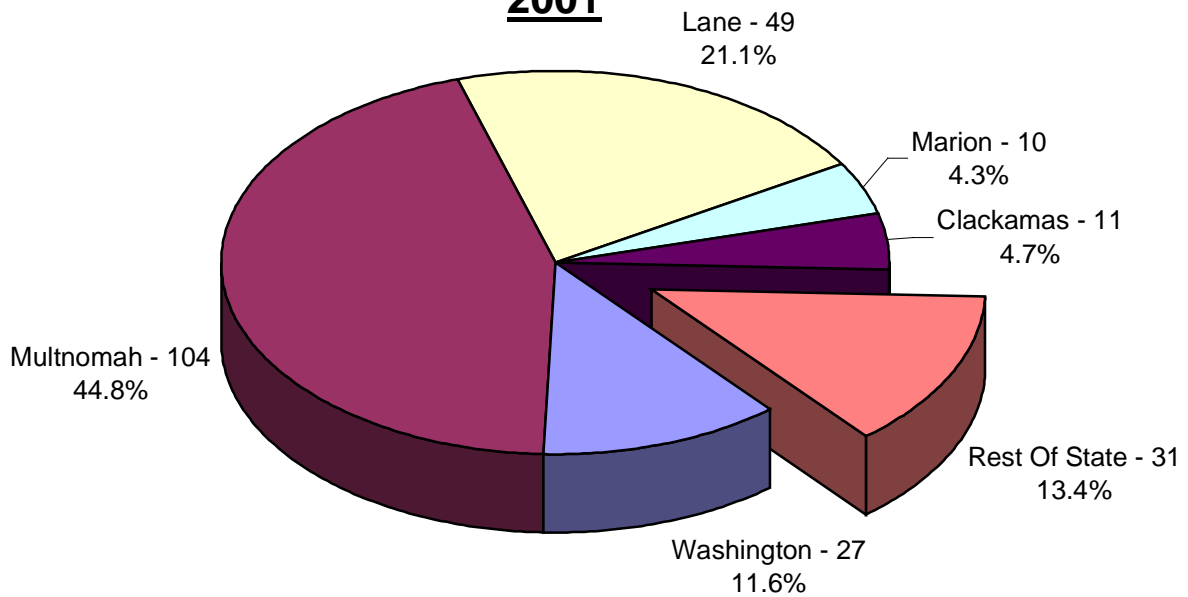
Crimes Motivated By Prejudice By County January through December 2000 and 2001

2000



2000 Total = 137

2001



2001 Total = 232

F. Reported incidents by county of occurrence

COUNTY	January through December 2000	January Through December 2001	January through December 2001					
			Race	National Origin	Sexual Orientation	Religion	Other	
Baker								
Benton	5	14	5	5	4			
Clackamas	17	11	7	1	2		1	
Clatsop	1	2	1	1				
Columbia								
Coos	1							
Crook	1							
Curry								
Deschutes	5	5	1	3			1	
Douglas	3	1		1				
Gilliam								
Grant								
Harney								
Hood River								
Jackson	3	5	2		3			
Jefferson								
Josephine								
Klamath								
Lake								
Lane	44	49	12	4	17		16	
Lincoln								
Linn								
Malheur								
Marion	12	10	4	2	3		1	
Morrow								
Multnomah	35	104	34	20	36		14	
Polk		1	1					
Sherman								
Tillamook	1							
Umatilla								
Union								
Wallowa	1							
Wasco		3	2	1				
Washington	8	27	12	7	5		3	
Wheeler								
Yamhill								
TOTAL	137	232	81	45	70	36	0	

This page is intentionally blank.

DOMESTIC DISTURBANCE REPORTING
JANUARY through DECEMBER 2001

This page is intentionally blank.

DOMESTIC DISTURBANCE REPORTING SUMMARY JANUARY through DECEMBER 2001

ORS 181.550 directs all Oregon law enforcement agencies to report all statistics regarding incidents arising out of Domestic Disturbances under ORS 133.055 (2) and 133.310 (3) to the Department of State Police. An interim program of manual reporting has been implemented on a quarterly basis beginning with the last quarter of 1994.

The county summary on the following pages represents the results of reports from 137 agencies, covering 82% of Oregon's population in 2001.

OREGON DOMESTIC DISTURBANCE REPORTING

January through December 2001

COUNTY	CRIME TOTAL	CRIME TYPE THAT OCCURRED IN THE CONTEXT OF DOMESTIC INCIDENT											Domestic Restraining Order Violations	Non-Criminal Domestic Disturbance	
		Homicide	Rape	Agg. Assault	Burglary	Simple Assault	Vandalism	Other Sex Crimes	Disorderly Conduct	Trespass	Criminal Threat	All Other			
BAKER	Incidents	119			1	87	2		21	1		7	6	189	
	Arrests	89			1	63	1		17			7			
BENTON	Incidents	23				21						2	2	37	
	Arrests	18				16						2	1		
CLACKAMAS	Incidents	1,071	1	3	49	9	600	8	2	64	1	188	146	298	181
	Arrests	913		2	37	8	524	6	2	54	1	166	113	232	
CLATSOP	Incidents	122			2	1	67	5		17	1		29	21	161
	Arrests	78			3		54	2		10			9	6	
COLUMBIA	Incidents	159				77	3		41	6	11	21	20	93	
	Arrests	100				67	1		15	4	1	11	13		
COOS	Incidents	244				97				100	4	33	10	77	370
	Arrests	179				124				20	4	25	6	54	
CROOK	Incidents	154			4	3	84	3		41	8	9	2	19	57
	Arrests	132			4	2	77	2		32	6	8	1	10	
CURRY	Incidents	32				30				1		1		27	117
	Arrests	31				29				1		1		13	
DESCHUTES	Incidents	666	2	1	14	1	396	1	3	66	22	131	29	205	374
	Arrests	535	2		14	1	366	2	1	51	10	71	17	109	
DOUGLAS	Incidents	107			4	1	48			38	1	4	11	26	267
	Arrests	76			5	1	46			15	1	4	4	12	
GILLIAM	Incidents	3				3								1	6
	Arrests	3				3									
GRANT	Incidents	13			1	1	7			4				8	17
	Arrests	7			1	1	5							2	
HARNEY	Incidents	16			3		9			2	2			7	4
	Arrests	10			1		8			1				5	
HOOD RIVER	Incidents	0												1	5
	Arrests	0													
JACKSON	Incidents	839			104	3	413	6		51	22	136	104	116	983
	Arrests	608			87	4	355	7		24	14	83	34	48	
JEFFERSON	Incidents	160			3	1	112			36	1	3	4	39	49
	Arrests	153			3	1	107			35	1	2	4	29	
JOSEPHINE	Incidents	1				1								2	7
	Arrests	1				1								2	
KLAMATH	Incidents	273	1		8		215			8		41		178	62
	Arrests	222	1		6		180			3		32		81	
LAKE	Incidents	5				1							4	1	1
	Arrests	4											4	1	

OREGON DOMESTIC DISTURBANCE REPORTING

January through December 2001

COUNTY		CRIME TOTAL	CRIME TYPE THAT OCCURRED IN THE CONTEXT OF DOMESTIC INCIDENT										Domestic Restraining Order Violations	Non-Criminal Domestic Disturbance	
			Homicide	Rape	Agg. Assault	Burglary	Simple Assault	Vandalism	Other Sex Crimes	Disorderly Conduct	Trespass	Criminal Threat			All Other
LANE	Incidents	972	2	1	43	5	778				33	57	53	481	2,396
	Arrests	890	2	1	39	5	720				27	54	42	268	
LINCOLN	Incidents	212			3		135				19	27	28	165	328
	Arrests	192			2		118				15	27	30	71	
LINN	Incidents	338			17		237	2			63	1	1	17	770
	Arrests	237			15		182	1			29	1	1	8	66
MALHEUR	Incidents	222			11		85				96	17	2	11	167
	Arrests	130			7		59				54	4	2	4	20
MARION	Incidents	1,418	2	7	58	20	685	35	7		8	24	2	570	2,605
	Arrests	1,337		2	57	12	618	24	4		6	17	1	596	241
MORROW	Incidents	98			25		27	1	5		21	7		12	51
	Arrests	54			14		14		1		9	6		10	4
MULTNOMAH	Incidents	7,250	3	36	1,003	121	3,170	275	7	1,381	915	14	325	100	7
	Arrests	3,735	3	14	645	33	1,954	57	5	541	387	14	82	45	
POLK	Incidents	174			24	1	86	5			3			55	342
	Arrests	180			24	1	82	6			3			64	37
SHERMAN	Incidents	1					1							1	10
	Arrests	0												1	
TILLAMOOK	Incidents	41			1		10				23	1	3	3	21
	Arrests	41			1		10				23	1	3	3	6
UMATILLA	Incidents	261		1	4	5	183				37	4	19	8	322
	Arrests	269		1	4	16	175				38	4	22	9	33
UNION	Incidents	71					57					14		28	112
	Arrests	72					58					14		21	
WALLOWA	Incidents	29					13				3	2	8	3	23
	Arrests	16					11				2	1	2		4
WASCO	Incidents	44		1	8	14	14				7				27
	Arrests	39			2		24				2		10	1	13
WASHINGTON	Incidents	688		1	56	3	535	3			57	1	6	26	1,370
	Arrests	572			50	2	483	1			24	1	4	7	120
WHEELER	Incidents	2									2				7
	Arrests	3					3								
YAMHILL	Incidents	164		3	5	3	23	3			2			125	433
	Arrests	164		3	3	1	16	1			4			136	39
TOTAL Incidents		15,992	11	54	1,451	192	8,307	352	24	2,245	1,041	710	1,605	3,123	11,971
TOTAL Arrests		11,090	8	23	1,025	89	6,552	111	13	1,055	463	547	1,204	1,607	

This page is intentionally blank.

SECTION 2
STATEWIDE
CRIMES AGAINST PERSONS
OFFENSES AND ARRESTS

This page is intentionally blank.

OREGON CRIME CLOCK

1 Crime Against Persons every 12.6 minutes

**1 Homicide
every 3.9 days**


**1 Neg.Homicide
every 3.5 weeks**

**1 Other Sex Crime
every 1.5 hours**

**1 Rape
every 7.3 hours**

**1 Kidnap
every 14.0 hours**

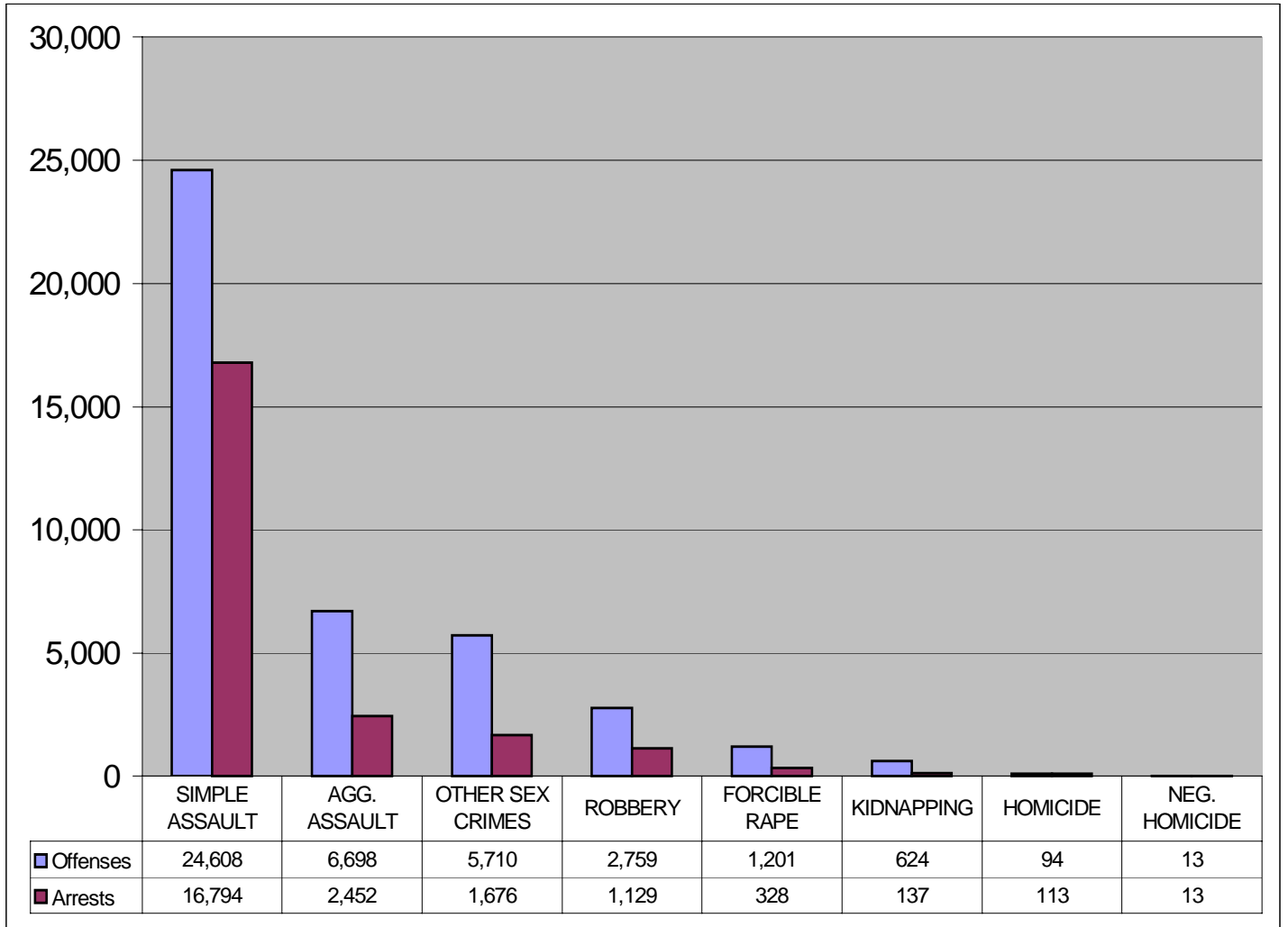
**1 Simple Assault
every 21.4 minutes**



**1 Aggravated Assault
every 1.3 hours**

**1 Robbery
every 3.2 hours**

STATEWIDE CRIMES AGAINST PERSONS, 2001



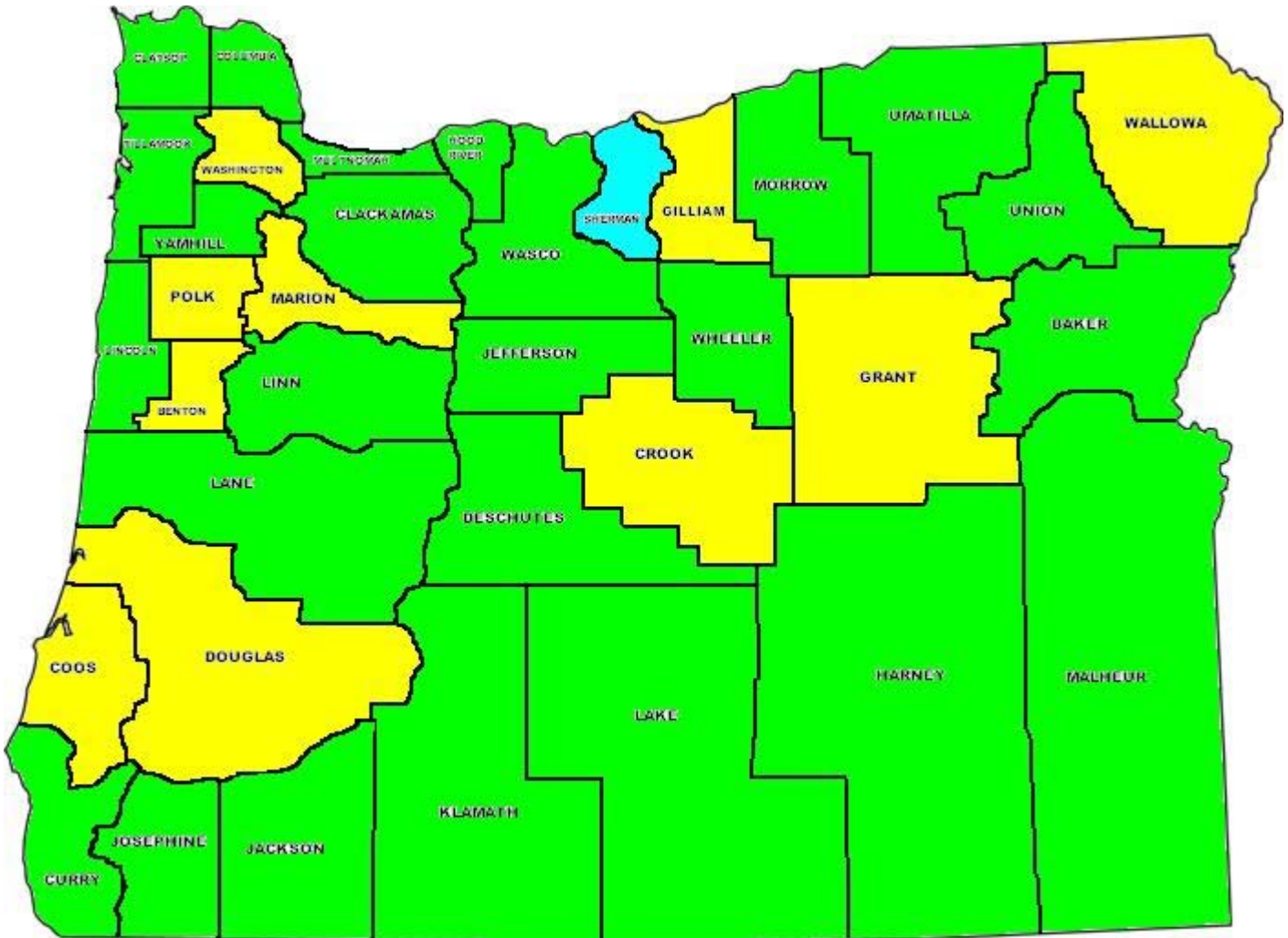
STATEWIDE CRIMES AGAINST PERSONS, 2001

CLASSIFICATION	2001 OFFENSES	PERSONS ARRESTED				PROPERTY	
		ADULT	JUVENILE	MALE	FEMALE	LOSS VALUE *	RECOVERED VALUE *
Willful Murder	72	70	5	70	5		
Aggravated Murder	22	31	7	31	7		
MURDER TOTAL	94	101	12	101	12	NOT APPLICABLE	
Negligent Homicide	13	12	1	7	6	NOT APPLICABLE	
Traffic Death Arrests		5		4	1	NOT APPLICABLE	
Forcible Rape	1,060						
Attempt Force Rape	141						
RAPE TOTAL	1,201	277	51	323	5	NOT APPLICABLE	
SEX CRIMES							
Non-Force Rape	571	181	27	204	4		
Cont. to Sex Delqncy	264	90	7	87	10		
Physical Molest	2,569	475	165	622	18		
Obscene Phone Call	68	1		1			
Incest	42	9	1	10			
Exposer	615	247	18	248	17		
Forcible Sodomy	478	71	37	102	6		
Non-Force Sodomy	140	24	16	39	1		
Other Sex Crimes	963	247	60	293	14		
SEX CRIME TOTAL	5,710	1,345	331	1,606	70	NOT APPLICABLE	
KIDNAPPING							
For Add Crime Purpose	556						
Hostage/Shield	63						
For Ransom	5						
KIDNAPPING TOTAL	624	122	15	130	7	NOT APPLICABLE	
ROBBERY							
Highway	853					140,813	8,137
Business	773					538,026	33,008
Service Station	36					15,876	319
Convenience Store	173					26,899	2,229
Residence	284					177,153	11,000
Bank	146					170,464	5,982
Other Robbery	494					224,630	33,755
ROBBERY TOTAL	2,759	925	204	967	162	1,293,861	94,430
Aggravated Assault	6,524	1,955	416	1,916	455		
Attempted Murder	174	72	9	76	5		
AGG. ASSAULT TOTAL	6,698	2,027	425	1,992	460	NOT APPLICABLE	
SIMPLE ASSAULT	24,608	14,269	2,525	12,964	3,830	NOT APPLICABLE	
CRIMES AGAINST PERSONS							
TOTAL	41,707	19,083	3,564	18,094	4,553	1,293,861	94,430

* Property Loss & Recovered columns of this table do not include 9 months' data from Roseburg Police Department. All 12 months' data from Roseburg PD are included in the Offense and Arrest columns.

OREGON COUNTY MAP

Crimes Against Persons, 2001



COUNTY FIVE YEAR PROFILE OF CRIMES AGAINST PERSONS

	1997	1998	1999	2000	2001
BAKER	392	369	237	256	254
BENTON	699	741	805	785	892
CLACKAMAS	3,393	3,633	3,146	2,989	2,691
CLATSOP	440	422	456	511	456
COLUMBIA	372	403	418	435	403
COOS	937	997	803	537	641
CROOK	256	240	169	209	218
CURRY	222	282	211	209	185
DESCHUTES	1,226	1,382	1,472	1,252	1,184
DOUGLAS	1,317	1,194	1,068	1,040	1,061
GILLIAM	16	18	18	14	15
GRANT	76	66	58	58	64
HARNEY	94	96	67	88	79
HOOD RIVER	181	184	183	172	119
JACKSON	2,406	2,309	2,143	2,128	1,972
JEFFERSON	335	370	288	320	272
JOSEPHINE	994	1,093	915	860	773
KLAMATH	969	974	882	899	855
LAKE	40	42	48	90	66
LANE	4,756	4,619	4,233	4,326	4,192
LINCOLN	555	599	646	628	554
LINN	1,664	1,477	1,316	1,417	1,318
MALHEUR	434	367	326	370	336
MARION	4,293	4,138	3,707	3,798	3,985
MORROW	172	167	192	189	168
MULTNOMAH	15,816	14,449	14,988	14,336	12,489
POLK	682	629	597	593	652
SHERMAN	22	21	16	20	20
TILLAMOOK	325	315	257	293	208
UMATILLA	976	1,035	817	825	784
UNION	227	217	211	192	179
WALLOWA	52	52	39	24	55
WASCO	370	340	291	266	237
WASHINGTON	3,313	3,439	3,410	3,417	3,493
WHEELER	17	18	8	13	7
YAMHILL	894	896	875	846	830
TOTAL	48,933	47,593	45,316	44,405	41,707

STATEWIDE TEN YEAR OFFENSE, POPULATION and RATE PROFILE

YEAR	POPULATION	CRIMES AGAINST PERSONS	RATE PER 10,000 POPULATION
1992	2,979,000	50,928	171.0
1993	3,038,000	53,117	174.8
1994	3,082,000	54,656	177.3
1995	3,132,000	54,830	175.1
1996	3,181,000	49,405	155.3
1997	3,217,000	48,933	152.1
1998	3,267,550	47,593	145.7
1999	3,300,800	45,316	137.3
2000	3,436,750	44,405	129.2
2001	3,471,700	41,707	120.1

STATEWIDE FIVE YEAR OFFENSES by FORCE ELEMENT

Classification	Year	WEAPON TOTAL	KNIFE/ CUTTING	OTHER WEAPON	PHYSICAL FORCE	FIREARM TOTAL	Firearm by Type			
							Hand Gun	Rifle/ Shotgun	Other Firearm	Unknown Firearm
Murder	1997	99	8	13	10	68	51	14		3
	1998	113	22	9	13	69	49	11		9
	1999	86	16	15	10	45	28	6	7	4
	2000	67	3	5	10	49	36	6	4	3
	2001	94	18	29	4	43	28	9	5	1
Negligent Homicide *	1997	12		3	1	8	6	2		
	1998	10		7		3	2	1		
	1999	5		1	1	3	1	2		
	2000	6		2	3	1	1			
	2001	13		7	2	4	1	3		
Forcible Rape	1997	1,233	48	40	1,116	29	25	1		3
	1998	1,249	37	47	1,138	27	22			5
	1999	1,179	38	41	1,076	24	20		1	3
	2000	1,219	34	49	1,110	26	21	2	2	1
	2001	1,147	31	53	1,040	23	20		1	2
Robbery	1997	3,736	337	276	1,918	1,205	930	48	20	207
	1998	3,376	345	250	1,746	1,035	774	47	18	196
	1999	2,861	266	251	1,559	785	594	34	10	147
	2000	2,828	279	208	1,538	803	622	33	14	134
	2001	2,688	263	211	1,528	686	551	33	10	92
Aggravated Assault	1997	9,185	1,416	3,153	2,959	1,657	1,021	232	161	243
	1998	8,590	1,369	2,976	2,877	1,368	824	221	129	194
	1999	8,268	1,300	2,998	2,854	1,116	709	143	94	170
	2000	7,644	1,102	2,642	3,003	897	584	129	88	96
	2001	6,568	971	2,318	2,552	727	477	116	58	76
TOTALS	1997	14,265	1,809	3,485	6,004	2,967	2,033	297	181	456
	1998	13,338	1,773	3,289	5,774	2,502	1,671	280	147	404
	1999	12,399	1,620	3,306	5,500	1,973	1,352	185	112	324
	2000	11,764	1,418	2,906	5,664	1,776	1,264	170	108	234
	2001	10,509	1,283	2,615	5,129	1,482	1,077	161	74	170

* Negligent Homicide offenses does not include vehicular deaths.
 1997 force element data incomplete for Negligent Homicide.
 1997 – 2001 Data in this table does not include Douglas County Sheriff's Department and Hillsboro Police Department.
 1998 – 2000 Data in this table does not include Roseburg Police Department.
 2001 Contains only 3 months for Roseburg Police Department.

STATEWIDE HOMICIDE VICTIMS by SEX, RACE and WEAPON

YEAR	TOTAL	SEX		RACE						WEAPON							
		MALE	FEMALE	WHITE	BLACK	INDIAN	HISP	ASIAN	UNK	HAND-GUN	RIFLE	SHOT-GUN	GUN-UNK	KNIFE	BLUNT OBJ	PHYSICAL FORCE	OTHER WEAPON
1992	137	80	57	108	12	2	12	3		36	14	5	5	19	15	15	28
1993	141	96	45	98	19	2	13	8	1	57	7	7	4	30	9	9	18
1994	148	95	53	110	23	1	13		1	67	13	8	8	30	7	7	8
1995	129	86	43	85	21	3	18	2		60	7	6	8	21	14	7	14
1996	119	78	41	77	16	2	16	8		50	4	4		21	14	10	20
1997	99	70	29	66	19	2	9	2		51	7	7	3	8	8	10	5
1998	113	79	34	85	10	2	15	1		49	7	4	9	22	6	13	3
1999	86	56	30	56	13		14	3		28	1	5	11	16	4	10	11
2000	67	56	11	42	12	1	10	2		36	4	2	7	3	3	10	2
2001	94	61	33	73	6	1	12	2		28	8	1	6	18	14	4	15

OTHER WEAPONS INCLUDE:

Arson, Asphyxiation, Drowning, Poison, Strangle, etc. and Unknown

ASIAN INCLUDES:

Chinese, Japanese, Vietnamese and Asian or Pacific Islander

STATEWIDE NEGLIGENT HOMICIDE by TYPE

NEGLIGENT HOMICIDE - Killing through gross negligence. Limited to "non-traffic" type of circumstances only.

	1992	1993	1994	1995	1996	1997*	1998	1999	2000	2001
Victim shot while hunting	6			1	1			2		2
Gun cleaning death other than self inflicted					1					
Children playing with gun	1	2	1	2	2	4	1			
Other negligent handling of a gun	2	2	7	2	2	4	2	1	1	2
All other manslaughter by negligence	2	1	8	8	4	4	7	2	5	9
NEGLIGENT HOMICIDE TOTAL	11	5	16	13	10	12	10	5	6	13

* 1997 type of circumstance data incomplete for Negligent Homicide.

HOMICIDES - STATE OF OREGON by COUNTY

	1992	1993	1994	1995	1996	1997	1998	1999	2000	2001
BAKER	1					1	1	2		
BENTON	1	1	3	2	1			1		
CLACKAMAS	7	11	9	5	5	4	4	4	4	2
CLATSOP		2		1		2	2	1		1
COLUMBIA	5	1		1	1			1	1	1
COOS	2	1	4	1	5	3	1			3
CROOK	1		1			1				
CURRY	1		2							3
DESCHUTES	4	1	2	2		2	1	3	2	3
DOUGLAS	2	6	4	3	2	2	3	2	1	2
GILLIAM										
GRANT	3	1				1				
HARNEY					1		1			4
HOOD RIVER		1	2							
JACKSON	5	4	6	9	10	5	7	3	4	4
JEFFERSON	2	1			2			1	1	
JOSEPHINE	4	4	3	7	3	3	5	2		2
KLAMATH	3	5	4	3	4	3	5	1	2	1
LAKE	1	1					1			
LANE	10	6	5	12	11	5	12	5	7	7
LINCOLN	2	2	1	5			4	1	1	5
LINN	2	2	5	3	2	1	2	1	2	3
MALHEUR	2					1		1		
MARION	19	14	15	15	9	4	15	2	9	10
MORROW				1						
MULTNOMAH	46	61	60	47	49	53	27	42	23	29
POLK	1	1	3	3	2	1	2	1		
SHERMAN										
TILLAMOOK		1						2		
UMATILLA	2	1	3	2	2	2	2	2	2	3
UNION		3	2	1						
WALLOWA						1				
WASCO			1		1	1	2		1	2
WASHINGTON	8	9	11	6	7	3	14	6	4	8
WHEELER			1							
YAMHILL	3	1	1		2	2	2	2	3	1
TOTAL	137	141	148	129	119	101	113	86	67	94

OTHER SEX CRIMES by TYPE and VICTIM 2000 & 2001								
TYPE	VICTIM ADULT MALE		VICTIM ADULT FEMALE		VICTIM JUVENILE MALE		VICTIM JUVENILE FEMALE	
	2000	2001	2000	2001	2000	2001	2000	2001
Non-Force Rape	9	9	43	47	24	26	482	459
Contrib. to Sex Delinq.	5	4	5	2	44	42	217	197
Physical Molest	65	49	376	350	393	420	1,695	1,718
Obscene Phone Call	10	10	63	36	1	2	7	16
Incest	0	0	2	3	5	11	26	34
Indecent Exposure	118	149	317	280	30	28	207	130
Forcible Sodomy	41	33	82	82	149	145	196	215
Non-Force Sodomy	2	3	7	6	33	52	59	62
Other Sex Crimes	61	68	222	194	114	130	472	536
TOTAL	311	325	1,117	1,000	793	856	3,361	3,367

2000 & 2001 Data in this table does not include Douglas County Sheriff's Department, Roseburg Police Department or Hillsboro Police Department. (2001 *does* include 3 months' data from Roseburg PD.)

SECTION 3
STATEWIDE
CRIMES AGAINST PROPERTY
OFFENSE and ARREST PROFILE


This page is intentionally blank.

OREGON CRIME CLOCK

1 Crime Against Property every 2.2 minutes

**1 Burglary
every 19.8 minutes**

**1 Larceny
every 4.3 minutes**



**1 Arson
every 5.4 hours**

**1 Vandalism
every 11.7 minutes**

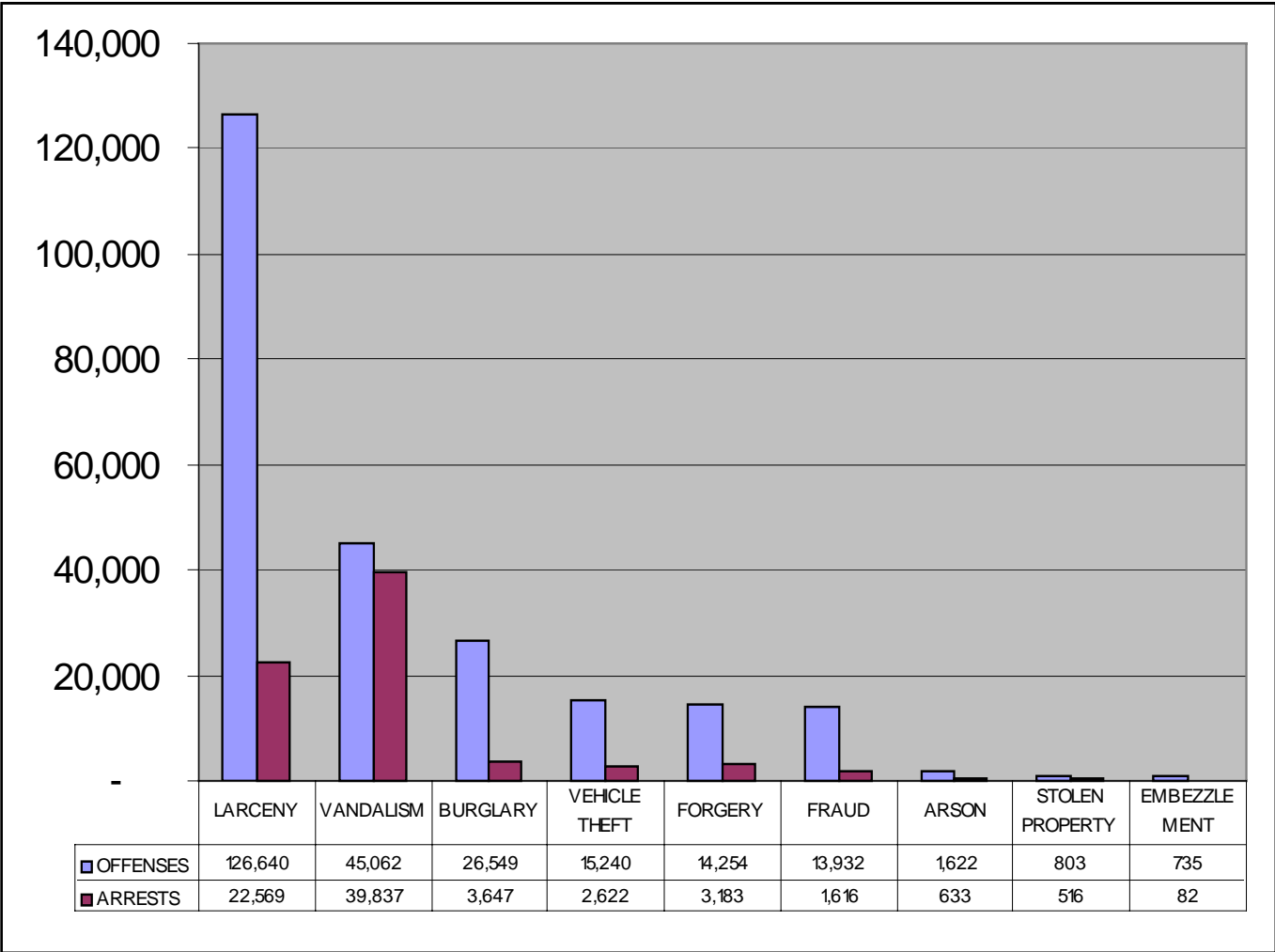
**1 Fraud
every 37.7 minutes**

**1 Embezzlement
every 11.9 hours**

**1 Stolen Property
every 10.9 hours**

**1 Forgery/Counterfitting
every 36.9 minutes**

STATEWIDE CRIMES AGAINST PROPERTY, 2001



STATEWIDE CRIMES AGAINST PROPERTY, 2001

CLASSIFICATION	2001 OFFENSES	PERSONS ARRESTED				PROPERTY	
		ADULT	JUVENILE	MALE	FEMALE	LOSS VALUE *	RECOVERED VALUE *
BURGLARY							
Residence	15,993					20,071,849	830,408
Business	6,412					9,033,039	418,369
Other Structure	4,144					5,890,276	226,823
BURGLARY TOTAL	26,549	2,386	1,261	3,193	454	34,995,164	1,475,600
LARCENY							
Pickpocket	220					47,854	3,499
Purse-snatch	331					61,593	2,936
Shoplift	17,061					3,469,964	2,001,177
From Motor Vehicles	38,587					25,446,140	1,603,724
Motor Vehicle Parts/Acc.	12,276					5,401,428	125,784
Bicycles	6,883					2,290,255	233,860
From Public Building	8,973					6,411,769	309,872
From Coin-op Machine	506					116,054	1,707
All Other Larceny	38,803					34,225,387	3,718,661
LARCENY TOTAL	123,640	16,161	6,408	14,717	7,852	77,470,444	8,001,220
MOTOR VEHICLE THEFT							
Automobiles	9,252					49,933,246	29,834,310
Trucks/Busses/Vans	4,472					35,295,021	19,519,332
Motorcycles/Mopeds	790					2,565,210	597,962
Snowmobiles	62					176,556	44,852
Other Vehicles	664					2,231,995	1,112,747
MTR VEH THEFT TOTAL	15,240	2,012	610	2,117	505	90,202,028	51,109,203
ARSON							
Residence	246					1,599,917	100
Other Buildings	288					4,012,694	
Vehicles	225					406,998	3,000
Other Arson	863					412,447	
ARSON TOTAL	1,622	368	265	497	136	6,432,056	3,100
FORGERY/COUNTERFEIT							
Check	9,153					4,510,461	183,594
Credit Card	575					268,772	6,238
Currency	1,230					29,002	1,806
Securities	382					277,454	
All Other	2,914					378,994	5,971
FORG/CTERFT TOTAL	14,254	3,026	157	2,028	1,155	5,464,683	197,609
FRAUD							
No Account Check	161					39,251	270
Account Closed Check	1,257					572,431	19,738
NSF Check	2,001					787,342	52,523
Credit Cards	3,045					1,355,867	49,870
By Deception	3,329					3,736,716	137,495
Of Services	1,994					241,195	21,745
Other	2,145					614,841	111,450
FRAUD TOTAL	13,932	1,516	100	1,021	595	7,347,643	393,091
EMBEZZLEMENT	735	79	3	33	49	4,501,344	185,600
STOLEN PROPERTY	803	431	85	412	104	NOT APPLICABLE	
VANDALISM							
Residence	6,746					1,334,763	226
Non-Residence	8,315					2,602,393	3,281
Vehicle	20,278					7,256,188	10,068
Venerated Objects	54					7,677	1,300
Police Cars	105					14,728	
Other	9,564					4,115,223	11,516
VANDALISM TOTAL	45,062	2,959	2,010	4,227	742	15,330,972	26,391
CRIMES AGAINST PROPERTY TOTAL	241,837	28,938	10,899	28,245	11,592	241,744,334	61,391,814

* Property Loss & Recovered columns of this table do not include 9 months' data from Roseburg Police Department. All 12 months' data from Roseburg PD are included in the Offense and Arrest columns.

COUNTY FIVE YEAR PROFILE OF CRIMES AGAINST PROPERTY

	1997	1998	1999	2000	2001
BAKER	2,244	1,638	1,208	998	891
BENTON	5,439	4,543	4,375	4,773	4,189
CLACKAMAS	21,560	21,237	20,996	22,219	23,742
CLATSOP	2,569	2,707	2,311	2,646	2,471
COLUMBIA	1,613	1,705	1,347	1,724	1,922
COOS	4,795	4,123	3,298	2,701	3,227
CROOK	1,315	933	782	848	1,031
CURRY	825	836	701	615	576
DESCHUTES	9,253	7,290	7,332	7,256	8,451
DOUGLAS	6,422	5,870	5,140	5,196	5,330
GILLIAM	54	70	40	45	33
GRANT	326	175	176	197	249
HARNEY	496	418	398	322	255
HOOD RIVER	1,092	1,086	981	859	622
JACKSON	14,690	13,845	12,554	12,972	11,999
JEFFERSON	1,131	928	899	911	833
JOSEPHINE	5,735	5,027	4,356	4,154	3,698
KLAMATH	3,353	3,136	2,312	2,601	2,627
LAKE	239	219	141	217	235
LANE	29,462	26,724	24,779	24,975	23,901
LINCOLN	3,684	3,699	3,432	3,172	3,068
LINN	9,560	8,346	7,291	7,237	8,626
MALHEUR	1,933	1,834	1,408	1,617	1,696
MARION	27,263	25,526	22,579	23,409	25,653
MORROW	709	733	659	561	789
MULTNOMAH	68,817	61,177	58,270	59,479	65,077
POLK	3,755	3,601	3,237	3,414	3,470
SHERMAN	76	86	65	77	45
TILLAMOOK	905	1,143	969	1,182	1,191
UMATILLA	4,591	5,006	4,271	4,162	3,804
UNION	1,481	1,154	874	817	841
WALLOWA	228	238	107	92	224
WASCO	1,717	1,845	1,537	1,485	1,356
WASHINGTON	24,444	22,806	21,436	22,224	25,412
WHEELER	52	32	27	19	47
YAMHILL	5,560	4,977	4,808	4,612	4,256
TOTAL	267,388	244,713	225,096	229,788	241,837

STATEWIDE TEN YEAR OFFENSE, POPULATION and RATE PROFILE

YEAR	POPULATION	CRIMES AGAINST PROPERTY	RATE PER 10,000 POPULATION
1992	2,979,000	225,710	757.7
1993	3,038,000	226,433	745.3
1994	3,082,000	253,169	821.4
1995	3,132,000	268,217	856.4
1996	3,181,000	251,141	789.5
1997	3,217,000	267,388	831.2
1998	3,267,550	244,713	748.9
1999	3,300,800	225,096	681.9
2000	3,436,750	229,788	668.6
2001	3,471,700	241,837	696.6

This page is intentionally blank.

SECTION 4
STATEWIDE
BEHAVIORAL CRIMES
OFFENSE and ARREST PROFILE

This page is intentionally blank.

OREGON CRIME CLOCK

1 Behavioral Crime every 3.2 minutes

**1 Weapon Law Violation
every 2.7 hours**

**1 Prostitution Violation
every 18.6 hours**

**1 Crime Against Family
every 3.2 hours**


**1 Disorderly Conduct
every 29.9 minutes**

**1 Drug Law Violation
every 22.5 minutes**

**1 DUI Violation
every 20.8 minutes**

**1 Runaway Juvenile
every 47.4 minutes**

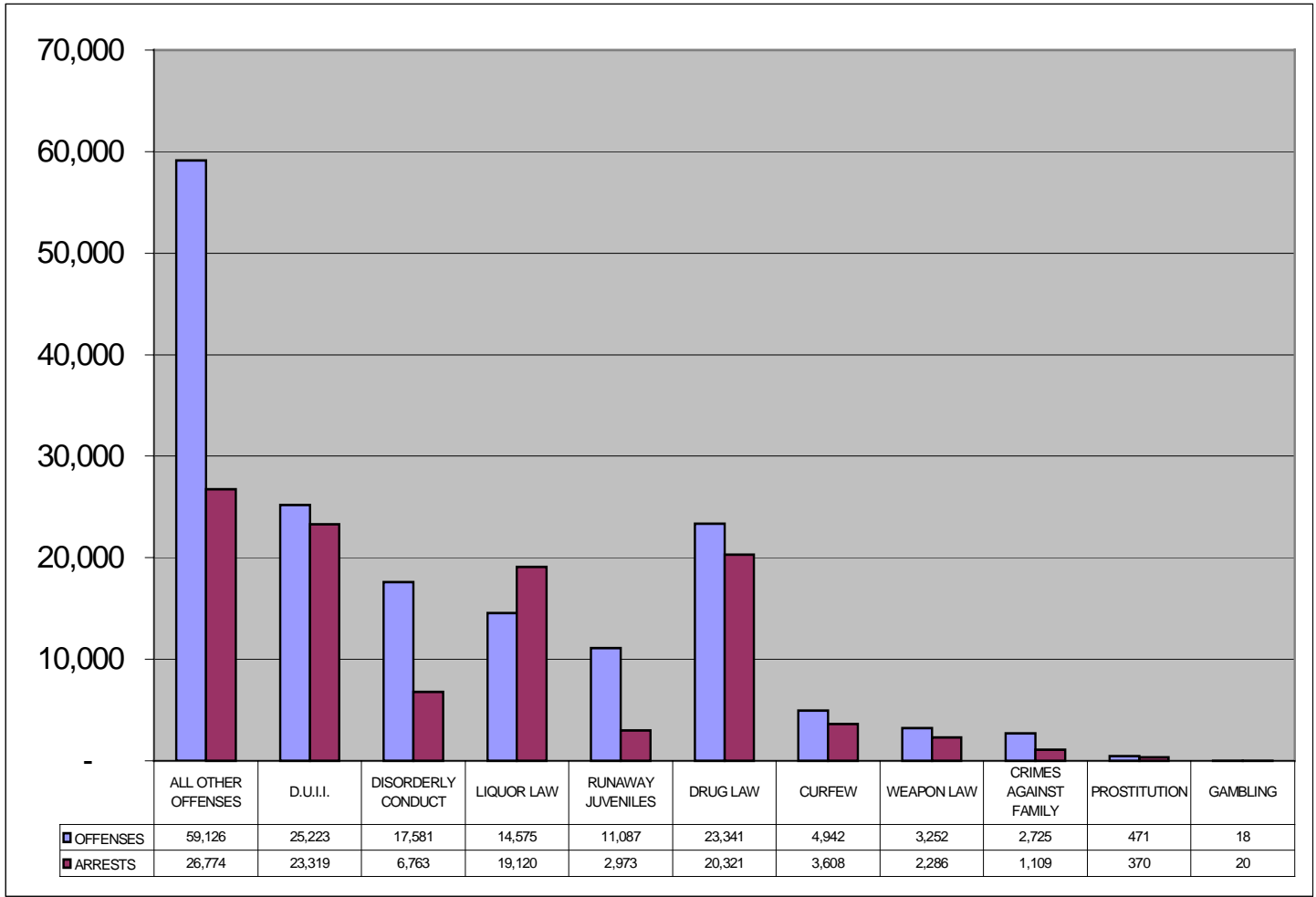
**1 Gambling Violation
every 2.9 weeks**



**1 Curfew Violation
every 1.8 hours**

**1 All Other (Except Traffic)
every 8.9 minutes**

STATEWIDE BEHAVIORAL CRIMES, 2001



STATEWIDE BEHAVIORAL CRIMES, 2001

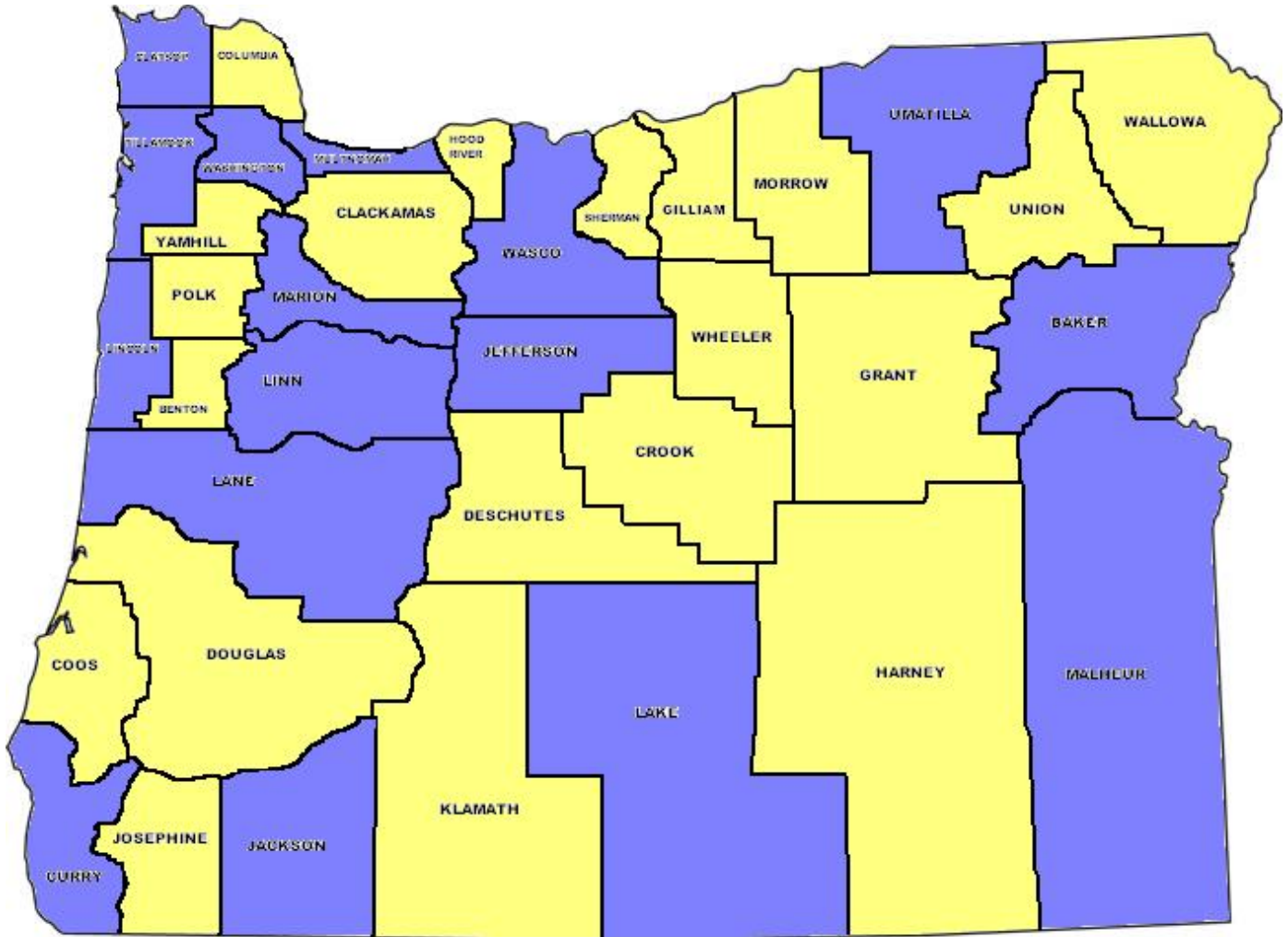
CLASSIFICATION	2001 OFFENSES	PERSONS ARRESTED				PROPERTY	
		ADULT	JUVENILE	MALE	FEMALE	LOSS VALUE	RECOVERED VALUE
WEAPON LAWS							
Possess Illegally	690	433	84	468	49		
Carry Concealed	1,053	693	169	785	77		
Ex-Con in Possession	819	552	2	502	52		
Other	690	254	99	325	28		
WEAPON LAW TOTAL	3,252	1,932	354	2,080	206		NOT APPLICABLE
PROSTITUTION							
Engage In	284	252	4	149	107		
Promote	22	12	3	11	4		
Compel	35	12	1	9	4		
Other	130	83	3	43	43		
PROSTITUTION TOTAL	471	359	11	212	158		NOT APPLICABLE
DRUG LAWS							
Narcotics	4,464	3,915	296	3,153	1,058		
Marijuana	9,216	6,821	1,924	7,219	1,526		
Synthetic Narcotics	1,317	904	51	671	284		
Other Dangerous Drugs	8,344	6,164	246	4,546	1,864		
DRUG LAW TOTAL	23,341	17,804	2,517	15,589	4,732		NOT APPLICABLE
GAMBLING							
Bookmaking							
Numbers & Lottery							
Illegal Games	6						
Illegal Devices	3	4		4			
Illegal Payoff							
Other	9	15	1	16			
GAMBLING TOTAL	18	19	1	20	0		NOT APPLICABLE
OFFENSES AGAINST FAMILY							
Child Abandonment	46	4			4		
Child Neglect	1,598	798	17	329	486		
Non-Support	21	30		23	7		
Custodial Interference	320	52	4	35	21		
Other	740	195	9	108	96		
OFFENSES AGAINST FAMILY TOTAL	2,725	1,079	30	495	614		NOT APPLICABLE
D. U. I. I.							
Under .08	1,533	1,385	53	1,198	240		
.08 thru .14 Alcohol	6,381	5,904	114	4,986	1,032		
.15 thru .19 Alcohol	5,788	5,452	40	4,450	1,042		
.20 or Above Alcohol	3,605	3,391	10	2,684	717		
BA Refused	3,272	2,954	10	2,474	490		
BA Not Given	892	831	21	676	176		
Of Drugs	934	723	28	535	216		
Undetermined	2,818	2,377	26	1,967	436		
D.U.I.I. TOTAL	25,223	23,017	302	18,970	4,349		NOT APPLICABLE
LIQUOR LAWS							
Minor in Possession	8,598	8,855	5,178	10,369	3,664		
Illegal Make, Possess, Sell	44	45	5	37	13		
Illegal Establishment Operate	12	16	6	19	3		
Drinking in Public	2,983	3,253	6	2,888	371		
Furnishing	1,315	1,228	112	965	375		
Importing	3	1		1			
License Violation	123	25		13	12		
Minor on Premise	40	25	2	15	12		
Other	1,457	347	16	245	118		
LIQUOR LAW TOTAL	14,575	13,795	5,325	14,552	4,568		NOT APPLICABLE
DISORDERLY CONDUCT							
	17,581	5,336	1,427	5,370	1,393		
ALL OTHER							
Trespass	17,127	7,555	1,712	7,539	1,728		
Escape your Custody	568	202	19	182	39		
Blackmail/Extortion	67	19	11	21	9		
Bomb Threat	319	8	2	7	3		
Other Criminal Threat	9,885	1,870	638	1,999	509		
Shoot in Prohib. Area	841	14	10	23	1		
Animal Ordinances	8,449	1,574	35	814	795		
Garbage/Littering	1,922	898	97	791	204		
Other	19,948	8,872	3,238	9,015	3,095		
"ALL OTHER" TOTAL	59,126	21,012	5,762	20,391	6,383		NOT APPLICABLE
CURFEW							
	4,942		3,608	2,318	1,290		NOT APPLICABLE
RUNAWAY							
Male Juvenile	4,381		1,127				
Female Juvenile	6,706		1,846				
RUNAWAY TOTAL	11,087		2,973	1,127	1,846		NOT APPLICABLE
BEHAVIORAL CRIME TOTAL							
	162,341	84,353	22,310	81,124	25,539	0	0

OREGON COUNTY MAP

Behavioral Crimes, 2001

INCREASE

DECREASE



COUNTY FIVE YEAR PROFILE OF BEHAVIORAL CRIMES

	1997	1998	1999	2000	2001
BAKER	816	829	726	765	668
BENTON	3,553	3,535	3,580	3,794	3,846
CLACKAMAS	9,402	8,949	8,844	9,004	9,234
CLATSOP	3,172	3,130	3,165	3,466	3,365
COLUMBIA	2,230	2,435	2,799	2,290	2,608
COOS	5,584	5,860	5,145	3,202	4,159
CROOK	1,380	1,470	1,319	1,367	1,558
CURRY	730	764	616	704	617
DESCHUTES	4,717	4,823	5,786	5,542	5,728
DOUGLAS	5,969	5,801	5,538	5,584	5,817
GILLIAM	86	139	183	104	155
GRANT	247	244	523	187	382
HARNEY	423	250	192	271	342
HOOD RIVER	855	825	849	742	831
JACKSON	11,936	11,278	10,652	11,668	11,090
JEFFERSON	1,065	1,234	1,199	1,183	1,130
JOSEPHINE	3,390	3,383	3,351	3,609	4,246
KLAMATH	2,290	2,291	2,143	2,328	2,437
LAKE	229	178	202	254	229
LANE	15,280	14,055	14,573	15,159	14,778
LINCOLN	2,588	2,635	2,445	2,457	2,444
LINN	8,484	7,281	6,666	7,734	7,581
MALHEUR	2,150	1,589	2,196	2,597	2,545
MARION	17,698	17,802	16,114	16,470	15,961
MORROW	297	467	504	583	757
MULTNOMAH	34,003	32,714	35,632	35,030	31,176
POLK	4,613	4,395	4,046	4,120	4,464
SHERMAN	62	89	81	85	98
TILLAMOOK	1,228	1,438	1,272	1,221	1,071
UMATILLA	4,902	5,173	4,971	4,429	3,759
UNION	800	839	917	968	1,101
WALLOWA	225	238	108	167	348
WASCO	1,540	1,928	1,611	1,477	1,427
WASHINGTON	11,560	11,628	12,481	12,364	11,994
WHEELER	61	70	64	70	87
YAMHILL	4,214	3,914	3,833	4,183	4,308
TOTAL	167,779	163,673	164,326	165,178	162,341

STATEWIDE TEN YEAR OFFENSE, POPULATION and RATE PROFILE

YEAR	POPULATION	BEHAVIORAL CRIMES	RATE PER 10,000 POPULATION
1992	2,979,000	163,525	548.9
1993	3,038,000	138,280	455.2
1994	3,082,000	142,198	461.4
1995	3,132,000	148,468	474.0
1996	3,181,000	156,986	493.5
1997	3,217,000	167,779	521.5
1998	3,267,550	163,673	500.9
1999	3,300,800	164,326	497.8
2000	3,436,750	165,178	480.6
2001	3,471,700	162,341	467.6

STATEWIDE DRUG LAW OFFENSES by TYPE OF DRUG and ACTIVITY - 2001								
TOTAL		Possess for Sale	Possess for Use	Furnish	Transpt/ Mfg/ Cultivate	Obtain Unlawful	Tamper w/Record	Other
13	Opium	3	10					
1,327	Heroin	544	761	9	2	7		4
21	Morphine	5	11	1		1	2	1
2,441	Cocaine	766	1,632	10	10	15	2	6
95	Codeine	4	65		1	2	21	2
518	Other Narcotic	99	237	12	31	18	104	17
4,415	NARCOTIC TOTAL	1,421	2,716	32	44	43	129	30
57	Hashish	20	30	2	4	1		
2,488	Marij. Over Oz	780	1,286	46	300	5		71
6,034	Marij. Under Oz	692	5,052	59	144	8	1	78
8,579	MARIJUANA TOTAL	1,492	6,368	107	448	14	1	149
1,222	SYNTHETIC TOTAL	309	688	18	92	18	43	54
8,079	OTHER DANGEROUS DRUG TOTAL	1,759	4,501	123	450	71	70	1,105
22,295	DRUG LAW OFFENSE TOTAL	4,981	14,273	280	1,034	146	243	1,338

STATEWIDE DRUG LAW ARRESTS by TYPE OF DRUG and ACTIVITY - 2001								
TOTAL		Possess for Sale	Possess for Use	Furnish	Transpt/ Mfg/ Cultivate	Obtain Unlawful	Tamper w/Record	Other
19	Opium	3	6		9			1
1,106	Heroin	151	943	4	2	3		3
12	Morphine	1	9	1			1	
1,781	Cocaine	150	1,612	5	4		1	9
90	Codeine	2	77		1	1	8	1
1,167	Other Narcotic	67	168	7	13	3	48	861
4,175	NARCOTIC TOTAL	374	2,815	17	29	7	58	875
47	Hashish	15	27	4	1			
1,619	Marij. Over Oz	682	744	30	145	1		17
6,411	Marij. Under Oz	441	5,767	49	65	1		88
8,077	MARIJUANA TOTAL	1,138	6,538	83	211	2		105
834	SYNTHETIC TOTAL	134	568	7	52	5	34	34
6,171	OTHER DANGEROUS DRUG TOTAL	1,116	4,344	73	337	4	37	260
19,257	DRUG LAW ARREST TOTAL	2,762	14,265	180	629	18	129	1,274

These tables do not include data for the Douglas County Sheriff's Office or Hillsboro Police Department. Only 3 months' data for Roseburg Police Department is included here.

DRUG OFFENSES by COUNTY and TYPE - 2001

COUNTY	TOTAL	Heroin	Cocaine	Other Narcotic	NARCOTIC TOTAL	Marij Over Oz	Marij Under Oz	Hashish	MARIJ TOTAL	SYNTHETIC NARCOTIC	OTHER DANGER DRUGS
BAKER	114			13	13	8	45		53	2	46
BENTON	330	4	4	14	22	91	103		194	5	109
CLACKAMAS	1,109	5	4	3	12	54	63	1	118	6	973
CLATSOP	228	9	22	20	51	21	130		151	14	12
COLUMBIA	221	2	4	6	12	21	142		163	14	32
COOS	255	1		3	4	50	103	1	154	39	58
CROOK	124			10	10	7	38	3	48	37	29
CURRY	122			1	1	16	55		71	3	47
DESCHUTES	808	1	5	94	100	32	367		399	152	157
DOUGLAS *	413	1	3	7	11	27	286	3	316	11	75
GILLIAM	46					2	26		28		18
GRANT	37			1	1	3	21		24	6	6
HARNEY	35			6	6	4	19		23	4	2
HOOD RIVER	138	1	1		2	24	88		112		24
JACKSON	1,729	30	46	28	104	390	289	8	687	21	917
JEFFERSON	132		1	8	9	4	42		46	3	74
JOSEPHINE	868	2	2	19	23	128	341		469	39	337
KLAMATH	454	5	7	20	32	30	101		131	127	164
LAKE	27		1		1	2	13		15	7	4
LANE	2,984	173	92	37	302	273	1,186	19	1,478	47	1,157
LINCOLN	217		1	11	12	47	82	1	130	18	57
LINN	573	7	3	19	29	55	238		293	102	149
MALHEUR	278	1	10	6	17	12	76		88	101	72
MARION	1,741	66	51	30	147	429	147	4	580	51	963
MORROW	65	1		1	2	2	23		25	19	19
MULTNOMAH	6,447	979	2,130	81	3,190	272	1,119	11	1,402	204	1,651
POLK	469	5	4	6	15	193	33	3	229		225
SHERMAN	32	1		1	2	8	17		25		5
TILLAMOOK	147		2	5	7	23	78	1	102	15	23
UMATILLA	418	10	9	17	36	19	171		190	45	147
UNION	186			4	4	19	96		115	45	22
WALLOWA	23			1	1	3	12		15	2	5
WASCO	183	2		26	28	15	90		105	3	47
WASHINGTON **	988	21	75	98	194	66	352	2	420	74	300
WHEELER	10		1	3	4		5		5	1	
YAMHILL	354	1	5	2	8	138	37		175	8	163
TOTAL OFFENSES	22,305	1,328	2,483	601	4,412	2,488	6,034	57	8,579	1,225	8,089

* Douglas County - Does not include data from Douglas County Sheriff's Office or 9 months' data from Roseburg Police Department

** Washington County - Does not include data from Hillsboro Police Department

DRUG ARRESTS by COUNTY and TYPE - 2001

COUNTY	TOTAL	Heroin	Cocaine	Other Narcotic	NARCOTIC TOTAL	Marij Over Oz	Marij Under Oz	Hashish	MARIJ TOTAL	SYNTHETIC NARCOTIC	OTHER DANGER DRUGS
BAKER	137			11	11	9	57		66	3	57
BENTON	321	3	1	6	10	49	170		219	2	90
CLACKAMAS	1,261	7	2	869	878	68	94	1	163	9	211
CLATSOP	251	10	24	17	51	25	142		167	11	22
COLUMBIA	202	1	2	4	7	16	138		154	7	34
COOS	354	3		2	5	40	159		199	83	67
CROOK	73			6	6	11	36		47	6	14
CURRY	167		1	3	4	17	84	1	102	10	51
DESCHUTES	648	2	2	58	62	16	350		366	90	130
DOUGLAS *	422	1		12	13	30	292	2	324	17	68
GILLIAM	38					1	25		26		12
GRANT	28					3	16		19	2	7
HARNEY	31			6	6		13		13	3	9
HOOD RIVER	139	1			1	26	86		112	2	24
JACKSON	1,503	23	25	14	62	396	266	7	669	14	758
JEFFERSON	114			3	3	4	40		44	5	62
JOSEPHINE	428			4	4	50	199		249	18	157
KLAMATH	353	5	3	10	18	36	90		126	63	146
LAKE	20					2	15		17	2	1
LANE	3,244	235	91	29	355	244	1,308	14	1,566	33	1,290
LINCOLN	209			9	9	35	77		112	21	67
LINN	410		1	13	14	44	241		285	25	86
MALHEUR	145		9	1	10	6	68		74	25	36
MARION	1,463	53	33	28	114	119	381	4	504	41	804
MORROW	47			3	3		23		23	7	14
MULTNOMAH	4,796	724	1,512	47	2,283	194	1,010	10	1,214	203	1,096
POLK	441	4	6	4	14	25	170	2	197	5	225
SHERMAN	27			2	2	4	20		24		1
TILLAMOOK	128			9	9	18	72		90	6	23
UMATILLA	449	13	4	33	50	29	142		171	37	191
UNION	157			1	1	23	80		103	31	22
WALLOWA	19			1	1	3	11		14	2	2
WASCO	175	2		23	25	5	105		110	3	37
WASHINGTON **	804	21	54	59	134	45	324	6	375	35	260
WHEELER	8			4	4		1		1	3	
YAMHILL	256	1	5		6	13	119		132	10	108
TOTAL OFFENSES	19,257	1,109	1,775	1,291	4,175	1,606	6,424	47	8,077	834	6,182

* Douglas County - Does not include data from Douglas County Sheriff's Office or 9 months' data from Roseburg Police Department .

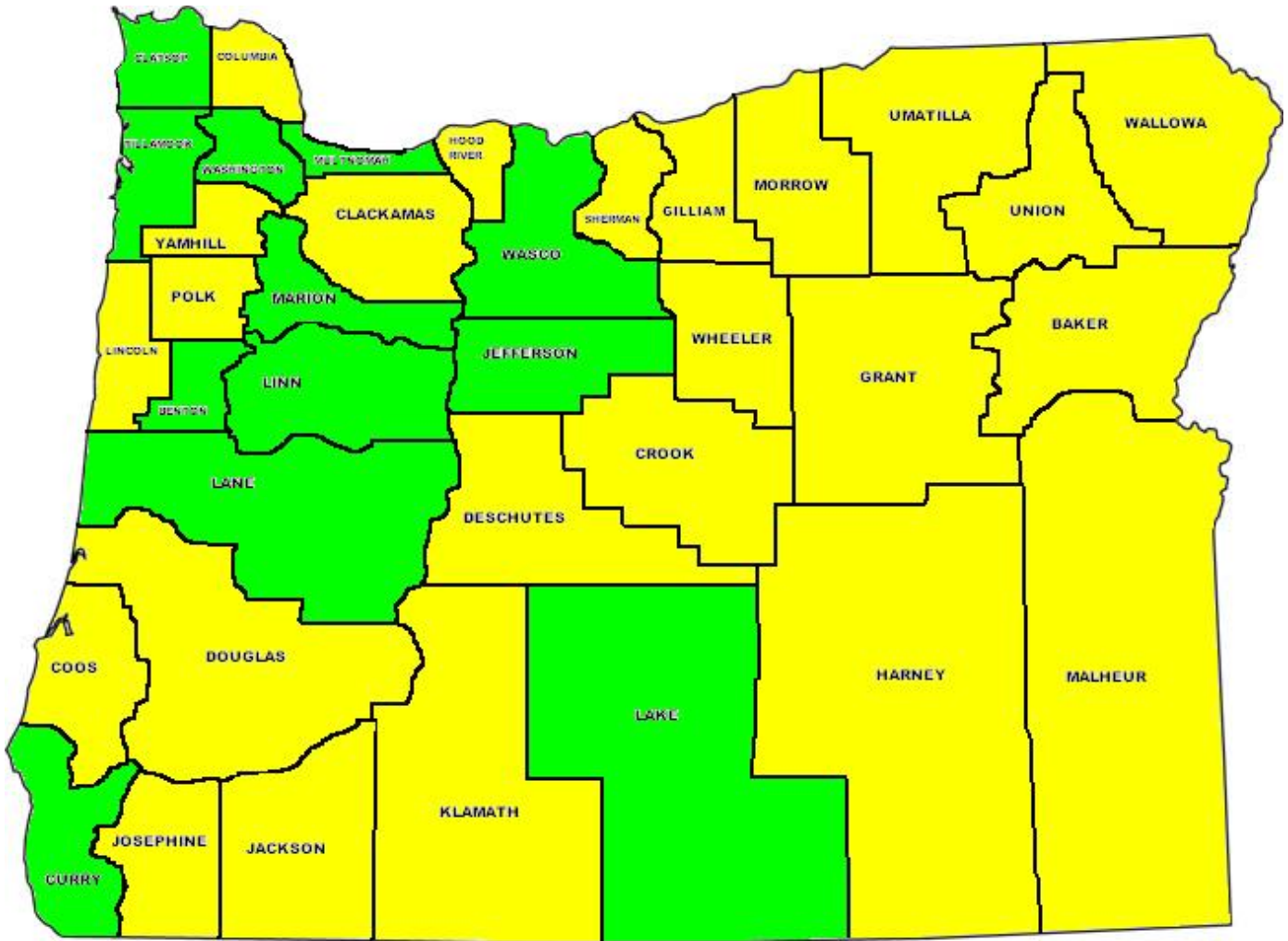
** Washington County - Does not include data from Hillsboro Police Department

OREGON COUNTY MAP

Drug Law Violations, 2001

Increase

Decrease



DRUG OFFENSES by COUNTY 1997 through 2001

	1997	1998	1999	2000	2001
BAKER	48	67	172	86	114
BENTON	193	239	283	415	330
CLACKAMAS	844	787	1,057	1,098	1,109
CLATSOP	199	128	183	264	228
COLUMBIA	166	135	169	200	221
COOS	302	256	218	248	255
CROOK	160	59	85	75	124
CURRY	70	84	64	124	122
DESCHUTES	531	589	750	681	808
DOUGLAS	959	929	813	888	1,117
GILLIAM	5	16	25	22	46
GRANT	28	24	280	16	37
HARNEY	11	10	7	16	35
HOOD RIVER	105	96	112	130	138
JACKSON	1,251	1,207	1,255	1,603	1,729
JEFFERSON	118	107	110	135	132
JOSEPHINE	602	611	549	591	868
KLAMATH	370	243	304	430	454
LAKE	18	12	32	36	27
LANE	2,894	2,570	2,883	3,093	2,984
LINCOLN	204	174	171	161	217
LINN	564	451	506	625	573
MALHEUR	96	169	169	185	278
MARION	1,414	1,477	1,542	1,862	1,741
MORROW	39	47	42	57	65
MULTNOMAH	7,529	7,154	9,158	7,526	6,447
POLK	260	229	245	377	469
SHERMAN	14	18	11	11	32
TILLAMOOK	135	163	205	160	147
UMATILLA	264	194	258	306	418
UNION	91	88	126	174	186
WALLOWA	20	21	5	15	23
WASCO	197	288	204	192	183
WASHINGTON	1,098	1,117	1,407	1,473	1,320
WHEELER	3	3	1	5	10
YAMHILL	248	200	208	292	354
TOTAL	21,050	19,962	23,609	23,572	23,341

D. U. I. I. OFFENSES BY COUNTY FOR YEARS 1997 through 2001

COUNTY	1997	1998	1999	2000	2001
Baker	151	152	105	143	108
Benton	600	518	491	329	348
Clackamas	2,438	2,513	2,358	2,229	3,324
Clatsop	428	479	450	452	510
Columbia	403	402	423	331	359
Coos	610	609	814	591	477
Crook	193	182	208	223	210
Curry	219	233	219	255	227
Deschutes	851	878	1,221	1,068	977
Douglas	869	1,030	1,119	995	1,013
Gilliam	20	46	57	39	25
Grant	48	71	75	49	56
Harney	71	40	86	121	58
Hood River	292	258	289	282	320
Jackson	1,447	1,345	1,644	1,622	1,763
Jefferson	211	232	329	239	231
Josephine	549	544	600	797	774
Klamath	629	714	609	667	614
Lake	69	40	81	66	66
Lane	1,726	2,004	2,071	2,071	2,180
Lincoln	589	557	475	489	488
Linn	625	628	770	1,019	836
Malheur	262	299	314	269	198
Marion	2,105	1,959	1,897	1,921	1,624
Morrow	32	60	108	74	111
Multnomah	3,374	3,415	3,225	3,897	3,289
Polk	309	401	448	431	449
Sherman	18	26	20	27	29
Tillamook	297	326	216	194	150
Umatilla	549	872	743	878	860
Union	129	167	169	178	213
Wallowa	36	38	18	22	32
Wasco	380	440	362	315	309
Washington	1,676	2,151	2,504	2,406	2,387
Wheeler	9	12	3	8	7
Yamhill	506	521	570	652	601
TOTAL	22,720	24,162	25,091	25,349	25,223

STATEWIDE D. U. I. OFFENSES DISTRIBUTED BY COUNTY and MAJOR POPULATION CENTER 2001

	County Population	No. DUII Offense	Rate per 10,000	St. Police Arrests	Sheriff Arrests	Major City	City Population	D. U. I. I. Offenses
BAKER	16,700	108	64.7	53	15	Baker City	9,840	40
BENTON	79,000	348	44.1	14	154	Corvallis	51,040	160
CLACKAMAS	345,150	3,324	96.3	431	1,494	Lake Oswego	35,580	190
CLATSOP	35,850	510	142.3	154	39	Astoria	9,790	154
COLUMBIA	44,300	359	81.0	73	63	St. Helens	10,380	54
COOS	62,950	477	75.8	167	48	Coos Bay	15,470	136
CROOK	19,850	210	105.8	32	52	Prineville	7,750	122
CURRY	21,550	227	105.3	123	29	Brookings	5,680	45
DESCHUTES	122,050	977	80.0	164	285	Bend	55,080	364
DOUGLAS	101,200	1,013	100.1	281	382	Roseburg	20,200	176
GILLIAM	1,900	25	131.6	15	10	Condon	760	
GRANT	7,800	56	71.8	20	9	John Day	1,830	23
HARNEY	7,600	58	76.3	13	18	Burns	3,060	6
HOOD RIVER	20,600	320	155.3	71	157	Hood River	6,020	87
JACKSON	184,700	1,763	95.5	308	208	Medford	64,730	612
JEFFERSON	19,400	231	119.1	41	76	Madras	5,200	105
JOSEPHINE	76,850	774	100.7	183	251	Grants Pass	23,670	315
KLAMATH	64,200	614	95.6	408	71	Klamath Falls	19,540	132
LAKE	7,500	66	88.0	15	33	Lakeview	2,480	16
LANE	325,900	2,180	66.9	670	233	Eugene	140,550	661
						Springfield	53,450	295
LINCOLN	44,650	488	109.3	118	61	Lincoln City	7,420	108
						Newport	9,660	168
LINN	103,500	836	80.8	287	144	Albany	41,650	313
MALHEUR	32,000	198	61.9	87	22	Ontario	11,140	52
MARION	288,450	1,624	56.3	602	20	Salem	139,320	529
MORROW	11,150	111	99.6	16	46	Boardman	2,940	46
MULTNOMAH	666,350	3,289	49.4	238	398	Gresham	91,420	504
						Portland	536,240	1,969
POLK	63,600	449	70.6	70	123	Dallas	12,650	104
SHERMAN	1,900	29	152.6	21	8			
TILLAMOOK	24,600	150	61.0	49	51	Tillamook	4,340	30
UMATILLA	70,900	860	121.3	310	18	Pendleton	16,600	207
UNION	24,550	213	86.8	75	42	La Grande	12,420	96
WALLOWA	7,100	32	45.1	14	7	Enterprise	1,890	11
WASCO	24,150	309	128.0	125	51	The Dalles	12,230	130
WASHINGTON	455,800	2,387	52.4	190	722	Beaverton	77,170	414
						Hillsboro	73,200	488
						Tigard	43,040	98
WHEELER	1,550	7	45.2		7			
YAMHILL	86,400	601	69.6	98	164	McMinnville	27,500	174
STATEWIDE						MAJOR CITY		
TOTALS	3,471,700	25,223	72.7	5,536	5,511	TOTAL	1,662,930	9,134

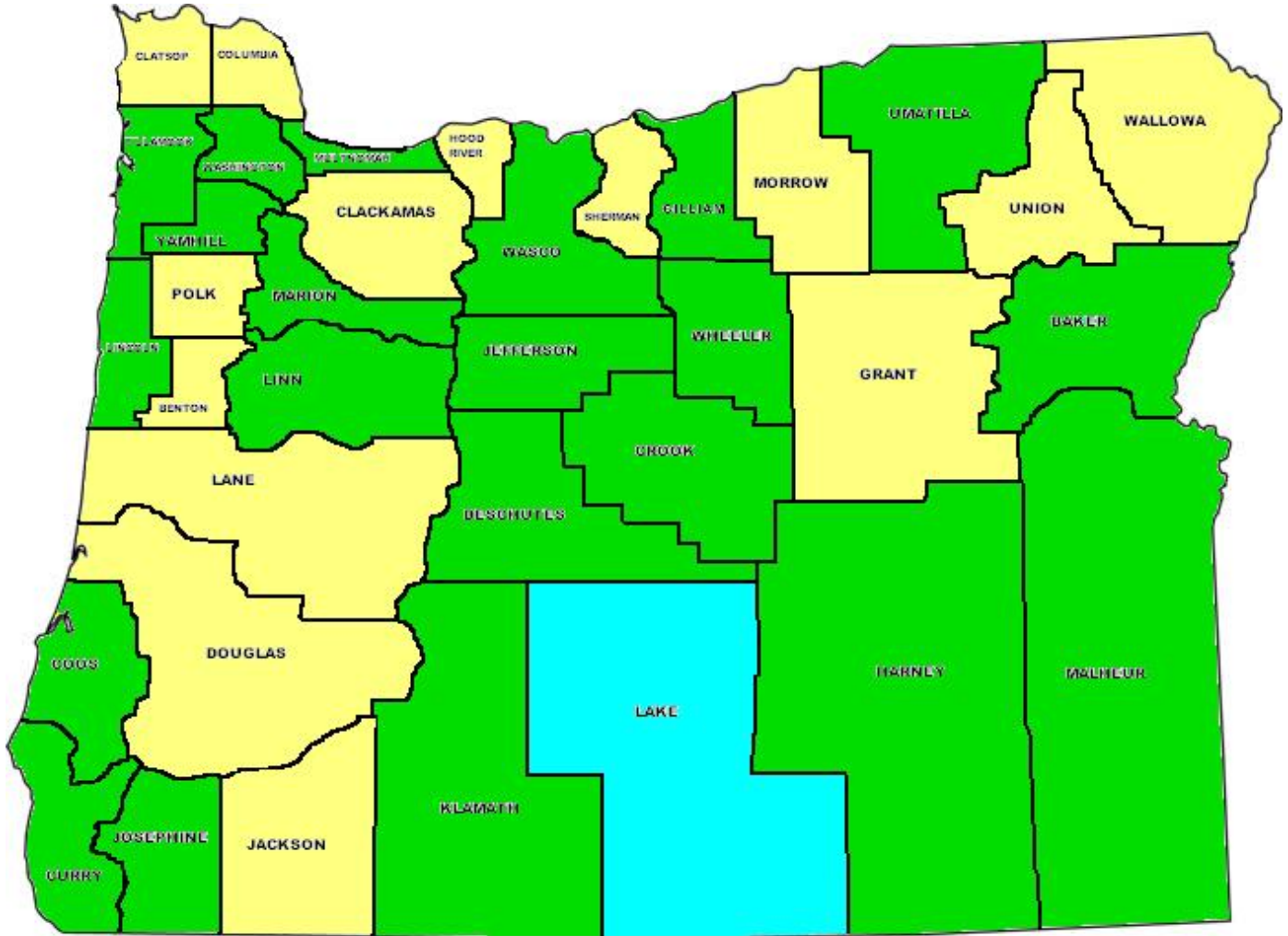
OREGON COUNTY MAP

D.U.I. Offenses, 2001

Increase

Decrease

No Change



SECTION 5
STATEWIDE
REGULATORY OFFENSES
TRAFFIC CRIME, FISH & GAME, and MARINE VIOLATIONS

This page is intentionally blank.

STATEWIDE TRAFFIC CRIME, FISH & GAME, and MARINE VIOLATIONS

CLASSIFICATION	2001 OFFENSES	PERSONS ARRESTED			
		ADULT	JUVENILE	MALE	FEMALE
TRAFFIC CRIME					
Hit & Run-Misdemeanor	3,197	1,531	132	1,273	390
Hit & Run-Felony	296	120	8	103	25
Reckless Driving	3,500	1,193	151	1,169	175
Eluding	1,630	601	50	592	59
Drive/W Suspend-Misdemeanor	11,006	7,800	50	6,752	1,098
Drive/W Suspend-Felony	1,327	858	2	765	95
Fail to Display Drive License	3,723	2,694	130	2,166	658
TRAFFIC CRIME TOTAL	24,679	14,797	523	12,820	2,500
FISH and GAME					
Sport Fishing	4,938	4,736	199	4,867	68
Commercial Fishing	141	139	2	139	2
Personal Use	400	394	6	394	6
Game	1,598	1,498	87	1,563	22
FISH and GAME TOTAL	7,077	6,767	294	6,963	98
MARINE VIOLATIONS					
License Violation	102	96	1	92	5
Insuff Life Preserve	329	311	14	302	23
Muffling	2	1		1	
Other Equip. Violation	18	14	1	14	1
Operate Without Lights	10	10		9	1
Reckless Operation	13	9	1	10	
Speeding	51	45	3	46	2
Operate While Intoxicated	109	101	1	97	5
Other	152	144	5	141	8
MARINE TOTAL	786	731	26	712	45

OREGON COUNTY MAP

Regulatory Offenses, 2001

Increase

Decrease

No Change



Traffic Offenses



Fish & Game Offense



Marine Offenses

TRAFFIC CRIME OFFENSES by COUNTY, 2001

COUNTY	2001 TOTAL	Hit & Run Misd.	Hit & Run Felony	Reckless Driving	Eluding	Drive w/ Susp-Misd.	Drive w/ Susp-Felony	Failure to Disply Lic.
BAKER	86	15		22	5	25		19
BENTON	323	53	4	59	21	133	23	30
CLACKAMAS	2,437	243	31	321	235	199	1091	317
CLATSOP	289	29	2	53	10	122	3	70
COLUMBIA	335	30	5	32	19	229	8	12
COOS	259	25	6	50	16	144	3	15
CROOK	177	17		35	9	105	7	4
CURRY	126	16	2	32	5	55		16
DESCHUTES	694	95	6	126	40	386	8	33
DOUGLAS	754	105	5	111	44	317	4	168
GILLIAM	19	1		2		14		2
GRANT	25	2	1	3	1	16		2
HARNEY	21	1		2		14		4
HOOD RIVER	192	25	3	46	13	77	1	27
JACKSON	1,074	115	18	144	100	657	15	25
JEFFERSON	230	9		33	16	153	4	15
JOSEPHINE	426	51	2	53	24	263	5	28
KLAMATH	330	52	7	57	29	167	4	14
LAKE	48	5		19	3	13	1	7
LANE	2,799	329	26	505	37	880	18	1004
LINCOLN	360	54	6	60	30	168	5	37
LINN	715	66	7	100	71	382	4	85
MALHEUR	109	19	1	19	15	45	2	8
MARION	2,673	251	20	234	182	1275	9	702
MORROW	29	6		5	4	11	1	2
MULTNOMAH	5,553	596	78	725	412	3349	64	329
POLK	618	49	3	48	15	242	1	260
SHERMAN	19	1		3	1	11		3
TILLAMOOK	88	15	1	21	17	5		29
UMATILLA	449	71	3	60	50	219	8	38
UNION	72	9		23	7	29	1	3
WALLOWA	7	3		1	1	1		1
WASCO	210	14	2	41	23	86	7	37
WASHINGTON	2,647	761	55	369	148	951	27	336
WHEELER	3					3		
YAMHILL	483	64	2	86	27	260	3	41
TOTAL	24,679	3,197	296	3,500	1,630	11,006	1,327	3,723

FISH & GAME OFFENSES by COUNTY, 2001

COUNTY	2001 TOTAL	Sport Fishing	Commercial Fishing	Personal Use	Game
BAKER	101	76			25
BENTON	64	28	10		26
CLACKAMAS	444	371			73
CLATSOP	714	477	48	103	86
COLUMBIA	188	117			71
COOS	265	165	27	29	44
CROOK	58	22			36
CURRY	158	111	14	22	11
DESCHUTES	247	173			74
DOUGLAS	334	287	1	15	31
GILLIAM	52	42	1		9
GRANT	45	7			38
HARNEY	11	3			8
HOOD RIVER	184	166			18
JACKSON	408	313		17	78
JEFFERSON	67	45			22
JOSEPHINE	63	55			8
KLAMATH	162	88			74
LAKE	72	23			49
LANE	680	513	1	27	139
LINCOLN	405	271	30	77	27
LINN	168	124			44
MALHEUR	92	51			41
MARION	191	133	1		57
MORROW	32	13			19
MULTNOMAH	308	292	4		12
POLK	33	9		4	20
SHERMAN	49	45			4
TILLAMOOK	563	398	4	103	58
UMATILLA	268	130		1	137
UNION	136	77			59
WALLOWA	105	51			54
WASCO	191	148		1	42
WASHINGTON	97	49		1	47
WHEELER	74	43			31
YAMHILL	48	22			26
TOTAL	7,077	4,938	141	400	1,598

MARINE VIOLATION OFFENSES by COUNTY, 2001

COUNTY	2001 TOTAL	License Violations	Insf. Life Preserver	Muffling	Other Equip Violation	Operate w/o Lights	Operation	Reckless Speeding	Operate W/ Intoxicated	Other
BAKER	6	1	3					1		1
BENTON										
CLACKAMAS	50	3	7		2		1	1	19	17
CLATSOP	106	11	51		6	1		10		27
COLUMBIA	88	25	19	1	3	1		21	7	11
COOS	7	1	4						1	1
CROOK										
CURRY	1	1								
DESCHUTES	20	2	16				1			1
DOUGLAS	18	3	8				1		4	2
GILLIAM	6	3	2		1					
GRANT	2		1							1
HARNEY	3	1	2							
HOOD RIVER	14		12							2
JACKSON	181	16	80		4	2	2	13	44	20
JEFFERSON	12		8				1		1	2
JOSEPHINE	7		4						3	
KLAMATH	18		11			1			5	1
LAKE	11	3	8							
LANE	60	5	32		1	1	1	3	2	15
LINCOLN	12	2	5						2	3
LINN	14	1	6				2	1	2	2
MALHEUR	7	1	4						1	1
MARION	10		5				1			4
MORROW	5	1	2						2	
MULTNOMAH	28	11	7			2	3	1		4
POLK	8	3	1						4	
SHERMAN	16	3	4		1	2				6
TILLAMOOK	9	3	5							1
UMATILLA	7		5	1						1
UNION	5									5
WALLOWA	3		2							1
WASCO	40	1	9						10	20
WASHINGTON	4		3							1
WHEELER	5	1	3							1
YAMHILL	3								2	1
TOTAL	786	102	329	2	18	10	13	51	109	152

This page is intentionally blank.

SECTION 6
STATEWIDE
ARREST INFORMATION

This section provides statewide information on the number of persons arrested for each offense.

The state tables provide information by the age, sex and race of persons arrested.

This page is intentionally blank.

NUMBER OF ARRESTS BY AGE - STATE OF OREGON, 2001

TOTAL ARRESTS	ADULT ARRESTS	JUVENILE ARRESTS		Age Groups																					
				Under 10	10 to 12	13 to 14	15	16	17	18	19	20	21	22	23	24	25 to 29	30 to 34	35 to 39	40 to 44	45 to 49	50 to 54	55 to 59	60 to 64	65 and Over
CRIMES AGAINST PERSONS																									
113	101	12	Willful Murder *	0	0	1	3	1	7	3	3	10	2	9	4	4	16	13	11	10	3	7	4	1	1
18	17	1	Neg. Homicide (1)	0	0	0	0	0	1	1	0	2	0	0	3	0	4	0	3	3	1	0	0	0	0
328	277	51	Forcible Rape *	0	7	6	7	20	11	15	21	18	19	17	14	13	40	31	27	11	8	6	2	4	
1,676	1,345	331	Other Sex Crime	4	56	116	56	47	52	58	88	69	71	57	37	46	182	157	175	141	87	56	48	34	39
137	122	15	Kidnapping	0	1	3	2	3	6	4	2	3	11	6	9	5	18	18	22	12	7	2	1	1	1
1,129	925	204	Robbery *	0	9	40	33	59	63	90	99	71	52	44	35	41	127	100	113	80	45	20	3	1	4
2,452	2,027	425	Aggravated Assault *	8	45	133	61	77	101	114	114	102	86	113	96	80	330	256	240	230	120	75	37	18	16
16,794	14,269	2,525	Simple Assault	39	344	751	477	458	456	465	535	523	557	538	591	535	2,389	2,250	2,196	1,711	1,056	511	199	108	105
22,647	19,083	3,564	TOTAL	51	462	1,050	639	665	697	750	862	798	798	784	789	724	3,106	2,825	2,791	2,214	1,330	679	298	165	170
CRIMES AGAINST PROPERTY																									
3,647	2,386	1,261	Burglary *	32	158	347	239	265	220	239	204	158	170	112	69	80	355	329	278	211	118	43	14	2	4
22,569	16,161	6,408	Larceny *	109	920	1,710	1,236	1,240	1,193	1,237	1,111	960	817	713	591	518	2,278	2,082	1,982	1,781	1,059	572	225	103	132
2,622	2,012	610	Motor Vehicle Theft *	1	24	140	145	170	130	145	180	155	121	109	95	80	396	313	178	142	58	30	6	3	1
633	368	265	Arson *	35	89	63	36	22	20	35	30	22	22	21	8	17	53	26	40	24	33	20	9	4	4
3,183	3,026	157	Forgery/Counterfeit	1	8	13	17	40	78	139	178	159	163	144	111	119	632	526	396	233	145	57	13	5	6
1,616	1,516	100	Fraud	0	1	26	18	27	28	62	90	70	70	83	85	62	230	244	223	134	77	43	28	8	7
82	79	3	Embezzlement	0	0	0	0	1	2	5	3	6	4	1	2	4	13	11	9	9	6	3	2	1	0
516	431	85	Stolen Property	0	13	18	13	22	19	34	30	23	19	25	13	18	86	65	48	32	22	14	1	0	1
4,969	2,959	2,010	Vandalism	75	318	527	341	386	363	351	255	215	236	170	121	108	430	304	284	220	136	65	39	10	15
39,837	28,938	10,899	TOTAL	253	1,531	2,844	2,045	2,173	2,053	2,247	2,081	1,768	1,622	1,378	1,095	1,006	4,473	3,900	3,438	2,786	1,654	847	337	136	170
BEHAVIORAL CRIMES																									
2,286	1,932	354	Weapon Laws	2	33	67	78	68	106	120	118	109	106	124	71	59	286	263	239	202	109	52	46	18	10
370	359	11	Prostitution	0	2	0	5	3	1	6	14	9	12	9	12	8	65	58	65	45	24	21	4	2	5
20,321	17,804	2,517	Drug Laws	1	88	498	482	657	791	1,142	1,170	1,108	924	759	710	613	2,659	2,579	2,410	1,975	1,088	479	128	42	18
20	19	1	Gambling	0	0	0	1	0	0	2	0	2	2	2	0	0	5	1	1	1	2	1	0	0	0
1,109	1,079	30	Crimes Against Family	1	1	6	1	7	14	30	34	32	26	28	41	36	165	192	194	133	83	41	24	10	10
23,319	23,017	302	D.U.I.	1	2	5	12	97	185	447	657	676	1,083	967	940	818	3,514	2,990	3,180	2,950	2,072	1,312	681	369	361
19,120	13,795	5,325	Liquor Laws	6	77	655	894	1,563	2,130	3,106	3,371	2,708	503	292	217	170	519	462	572	697	521	331	165	102	59
6,763	5,336	1,427	Disorderly Conduct	19	183	415	300	256	254	284	257	264	325	318	247	219	769	705	662	604	326	176	75	53	52
26,774	21,012	5,762	All Other	78	443	1,227	1,261	1,390	1,363	1,175	1,112	1,111	947	801	771	649	2,701	2,801	2,880	2,542	1,611	940	413	263	295
3,608	0	3,608	Curfew	44	224	846	821	920	753	0	0	0	0	0	0	0	0	0	0	0	0	0	0	0	0
2,973	0	2,973	Runaway Juveniles	45	214	889	760	647	418	0	0	0	0	0	0	0	0	0	0	0	0	0	0	0	0
106,663	84,353	22,310	TOTAL	197	1,267	4,608	4,615	5,608	6,015	6,312	6,733	6,019	3,928	3,300	3,009	2,572	10,683	10,051	10,203	9,149	5,836	3,353	1,536	859	810
169,147	132,374	36,773	GRAND TOTAL	501	3,260	8,502	7,299	8,446	8,765	9,309	9,676	8,585	6,348	5,462	4,893	4,302	18,262	16,776	16,432	14,149	8,820	4,879	2,171	1,160	1,150
33,493	24,257	9,236	* Index Total	185	1,252	2,440	1,760	1,854	1,745	1,878	1,762	1,496	1,289	1,138	912	833	3,595	3,150	2,873	2,505	1,447	775	304	134	166
15,320	14,797	523	Traffic Crimes	1	2	18	36	180	286	477	603	629	725	694	643	594	2,532	2,213	2,119	1,624	900	530	237	111	166
7,061	6,767	294	Fish & Game Violations	2	4	6	15	83	184	131	178	191	316	288	264	246	1,049	898	971	874	592	364	201	99	105
757	731	26	Marine Violations	0	0	5	3	4	14	16	16	19	30	27	23	25	105	103	100	93	69	46	28	18	13

(1) Negligent Homicide Arrests include Traffic Death Arrests

NUMBER OF MALE ARRESTS BY AGE - STATE OF OREGON, 2001

TOTAL ARRESTS	ADULT ARRESTS	JUVENILE ARRESTS		Under 10 to 13 to																	25 to 29	30 to 34	35 to 39	40 to 44	45 to 49	50 to 54	55 to 59	60 to 64	65 and Over
				10	12	14	15	16	17	18	19	20	21	22	23	24													
CRIMES AGAINST PERSONS																													
101	91	10	Willful Murder *	0	0	1	2	0	7	3	3	9	1	8	4	4	14	12	9	9	3	7	4	0	1				
11	10	1	Neg. Homicide (1)	0	0	0	0	0	1	1	0	1	0	0	3	0	3	0	0	1	1	0	0	0	0				
323	273	50	Forcible Rape *	0	7	6	7	19	11	15	21	18	19	16	14	13	40	30	30	27	11	8	6	2	3				
1,578	1,273	305	Other Sex Crime	4	50	107	54	46	44	56	84	63	66	53	37	43	169	146	166	131	85	54	47	34	39				
128	116	12	Kidnapping	0	0	2	1	3	6	4	2	3	11	6	8	5	15	18	21	12	6	2	1	1	1				
965	787	178	Robbery *	0	9	34	26	51	58	79	88	63	42	34	35	37	107	86	91	65	34	19	2	1	4				
1,992	1,682	310	Aggravated Assault *	7	36	88	40	61	78	99	100	88	71	98	83	66	277	205	192	175	99	67	31	16	15				
12,770	11,052	1,718	Simple Assault	36	267	505	292	306	312	332	390	405	393	405	446	427	1,870	1,749	1,693	1,329	848	422	164	89	90				
17,868	15,284	2,584	TOTAL	47	369	743	422	486	517	589	688	650	603	620	630	595	2,495	2,246	2,202	1,749	1,087	579	255	143	153				
CRIMES AGAINST PROPERTY																													
3,093	2,037	1,056	Burglary *	27	130	275	206	222	196	211	185	147	147	94	60	68	311	276	223	169	95	36	9	2	4				
14,296	10,421	3,875	Larceny *	80	594	977	688	776	760	855	757	639	565	488	391	348	1,433	1,310	1,241	1,085	641	363	158	60	87				
2,091	1,646	445	Motor Vehicle Theft *	1	16	85	101	134	108	126	153	133	99	86	81	63	312	250	152	108	47	27	5	3	1				
484	249	235	Arson *	34	79	53	31	20	18	24	24	15	14	13	5	14	34	15	23	12	28	15	6	4	3				
1,996	1,895	101	Forgery/Counterfeit	0	4	3	9	29	56	95	121	101	102	87	69	78	404	304	228	145	103	40	8	4	6				
989	926	63	Fraud	0	1	11	13	18	20	37	58	45	46	55	55	31	127	145	139	81	43	33	17	7	7				
33	31	2	Embezzlement	0	0	0	0	1	1	1	2	2	2	1	1	2	6	5	3	2	1	1	1	1	0				
412	341	71	Stolen Property	0	11	15	12	19	14	28	24	22	11	20	12	13	74	51	31	27	16	11	0	0	1				
3,966	2,402	1,564	Vandalism	67	255	404	259	297	282	299	222	179	203	143	103	87	339	238	214	165	107	51	28	10	14				
27,360	19,948	7,412	TOTAL	209	1,090	1,823	1,319	1,516	1,455	1,676	1,546	1,283	1,189	987	777	704	3,040	2,594	2,254	1,794	1,081	577	232	91	123				
BEHAVIORAL CRIMES																													
2,039	1,723	316	Weapon Laws	2	32	53	69	65	95	110	107	99	99	114	64	54	255	224	206	176	99	47	43	18	8				
212	210	2	Prostitution	0	0	0	1	0	1	4	6	5	5	4	4	5	33	32	38	28	20	15	4	2	5				
15,053	13,189	1,864	Drug Laws	1	59	323	351	494	636	916	913	879	732	584	551	471	1,961	1,853	1,604	1,398	821	371	96	28	11				
20	19	1	Gambling	0	0	0	1	0	0	2	0	2	2	2	0	0	5	1	1	1	2	1	0	0	0				
486	472	14	Crimes Against Family	1	0	2	1	3	7	12	16	11	8	12	17	13	79	69	82	63	39	26	12	6	7				
18,795	18,548	247	D.U.I.I.	1	2	5	11	81	147	372	547	575	900	805	794	689	2,942	2,440	2,432	2,213	1,616	1,054	553	310	306				
14,238	10,835	3,403	Liquor Laws	5	34	320	510	1,039	1,495	2,305	2,623	2,177	420	248	176	132	397	355	428	579	415	291	140	94	55				
5,246	4,257	989	Disorderly Conduct	18	141	275	199	172	184	226	199	218	273	269	207	185	619	546	492	458	269	138	63	48	47				
19,503	15,591	3,912	All Other	68	314	810	823	905	992	888	820	811	689	632	619	481	1,967	2,079	2,040	1,882	1,198	729	326	212	218				
2,247	0	2,247	Curfew	29	148	467	490	603	510	0	0	0	0	0	0	0	0	0	0	0	0	0	0	0	0				
1,127	0	1,127	Runaway Juveniles	19	81	299	266	266	196	0	0	0	0	0	0	0	0	0	0	0	0	0	0	0	0				
78,966	64,844	14,122	TOTAL	144	811	2,554	2,722	3,628	4,263	4,835	5,231	4,777	3,128	2,670	2,432	2,030	8,258	7,599	7,323	6,798	4,479	2,672	1,237	718	657				
124,194	100,076	24,118	GRAND TOTAL	400	2,270	5,120	4,463	5,630	6,235	7,100	7,465	6,710	4,920	4,277	3,839	3,329	13,793	12,439	11,779	10,341	6,647	3,828	1,724	952	933				
23,345	17,186	6,159	* Index Total	149	871	1,519	1,101	1,283	1,236	1,412	1,331	1,112	958	837	673	613	2,528	2,184	1,961	1,650	958	542	221	88	118				
12,352	11,932	420	Traffic Crimes	1	1	14	25	144	235	378	485	532	592	570	538	496	2,079	1,752	1,665	1,315	711	426	182	87	124				
5,810	5,553	257	Fish & Game Violations	2	3	6	13	72	161	108	146	157	259	236	217	202	861	738	796	718	484	299	165	81	86				
661	639	22	Marine Violations	0	0	5	3	2	12	14	14	17	26	23	20	21	92	89	88	79	62	41	25	16	12				

(1) Negligent Homicide Arrests include Traffic Death Arrests

NUMBER OF FEMALE ARRESTS BY AGE - STATE OF OREGON, 2001

TOTAL ARRESTS	ADULT ARRESTS	JUVENILE ARRESTS		Under	10 to	13 to																25 to	30 to	35 to	40 to	45 to	50 to	55 to	60 to	65 and
				10	12	14	15	16	17	18	19	20	21	22	23	24	29	34	39	44	49	54	59	64	Over					
CRIMES AGAINST PERSONS																														
12	10	2	Willful Murder *	0	0	0	1	1	0	0	0	0	1	1	1	0	0	2	1	2	1	0	0	0	0	1	0	0		
7	7	0	Neg. Homicide (1)	0	0	0	0	0	0	0	0	0	1	0	0	0	0	1	0	3	2	0	0	0	0	0	0	0		
5	4	1	Forcible Rape *	0	0	0	0	1	0	0	0	0	0	0	1	0	0	0	1	1	0	0	0	0	0	0	0	1		
66	42	24	Other Sex Crime	0	6	9	2	1	6	2	2	4	3	4	0	3	5	5	3	8	0	2	1	0	0	0	0			
7	4	3	Kidnapping	0	1	1	1	0	0	0	0	0	0	0	1	0	1	0	1	0	1	0	0	0	0	0	0			
162	136	26	Robbery *	0	0	6	7	8	5	11	11	8	10	10	0	4	18	14	22	15	11	1	1	1	0	0	0			
460	345	115	Aggravated Assault *	1	9	45	21	16	23	15	14	14	15	15	13	14	53	51	48	55	21	8	6	2	1	0	0			
3,774	3,021	753	Simple Assault	3	69	230	175	142	134	123	135	110	156	125	137	100	489	471	475	360	196	81	33	17	13	0	0			
4,493	3,569	924	TOTAL	4	85	291	207	169	168	151	162	138	185	156	151	121	569	543	555	441	229	92	41	20	15	0	0			
CRIMES AGAINST PROPERTY																														
428	289	139	Burglary *	3	20	54	21	29	12	22	13	7	21	16	7	10	34	47	47	36	19	5	5	0	0	0	0			
7,653	5,400	2,253	Larceny *	23	286	659	496	408	381	356	328	301	232	209	186	158	797	726	701	662	398	199	63	41	43	0	0			
497	348	149	Motor Vehicle Theft *	0	6	53	42	32	16	19	27	22	22	23	14	17	78	57	22	32	11	3	1	0	0	0	0			
133	103	30	Arson *	1	10	10	5	2	2	11	6	7	8	8	3	3	13	7	13	10	5	5	3	0	1	0	0			
1,139	1,089	50	Forgery/Counterfeit	1	4	6	8	9	22	42	55	56	59	55	40	39	220	214	162	84	40	17	5	1	0	0	0			
579	544	35	Fraud	0	0	15	5	9	6	21	30	23	22	26	28	29	93	91	78	49	32	10	11	1	0	0				
49	48	1	Embezzlement	0	0	0	0	0	1	4	1	4	2	0	1	2	7	6	6	7	5	2	1	0	0	0				
104	90	14	Stolen Property	0	2	3	1	3	5	6	6	1	8	5	1	5	12	14	17	5	6	3	1	0	0	0				
669	419	250	Vandalism	0	35	75	46	49	45	40	23	28	25	21	12	15	69	48	56	41	21	10	9	0	1	0				
11,251	8,330	2,921	TOTAL	28	363	875	624	541	490	521	489	449	399	363	292	278	1,323	1,210	1,102	926	537	254	99	43	45	0	0			
BEHAVIORAL CRIMES																														
199	167	32	Weapon Laws	0	1	12	9	3	7	8	9	8	5	8	5	3	25	33	27	20	8	3	3	0	2	0	0			
158	149	9	Prostitution	0	2	0	4	3	0	2	8	4	7	5	8	3	32	26	27	17	4	6	0	0	0	0	0			
4,574	4,053	521	Drug Laws	0	23	147	103	129	119	184	211	189	166	153	139	124	626	662	736	517	229	86	22	8	1	0				
0	0	0	Gambling	0	0	0	0	0	0	0	0	0	0	0	0	0	0	0	0	0	0	0	0	0	0	0	0			
609	593	16	Crimes Against Family	0	1	4	0	4	7	18	18	21	18	16	24	23	80	121	108	68	44	15	12	4	3	0				
4,332	4,281	51	D.U.I.I.	0	0	0	1	16	34	63	94	89	175	154	138	123	546	528	724	717	444	250	126	57	53	0				
4,464	2,700	1,764	Liquor Laws	1	33	301	350	486	593	781	728	513	71	34	31	30	88	77	112	90	88	30	19	6	2	0				
1,357	965	392	Disorderly Conduct	1	40	130	91	72	58	50	48	38	46	45	36	32	132	147	154	134	49	34	10	5	5	0				
6,103	4,567	1,536	All Other	8	111	353	374	405	285	223	224	240	218	135	122	142	626	622	736	566	355	177	71	41	69	0				
1,251	0	1,251	Curfew	15	70	357	309	289	211	0	0	0	0	0	0	0	0	0	0	0	0	0	0	0	0	0				
1,846	0	1,846	Runaway Juveniles	26	133	590	494	381	222	0	0	0	0	0	0	0	0	0	0	0	0	0	0	0	0	0				
24,893	17,475	7,418	TOTAL	51	414	1,894	1,735	1,788	1,536	1,329	1,340	1,102	706	550	503	480	2,155	2,216	2,624	2,129	1,221	601	263	121	135	0				
40,637	29,374	11,263	GRAND TOTAL	83	862	3,060	2,566	2,498	2,194	2,001	1,991	1,689	1,290	1,069	946	879	4,047	3,969	4,281	3,496	1,987	947	403	184	195	0				
9,350	6,635	2,715	* Index Total	28	331	827	593	497	439	434	399	360	309	283	223	206	995	904	856	811	465	221	79	44	46	0				
2,634	2,541	93	Traffic Crimes	0	1	4	11	34	43	91	108	87	119	110	93	86	403	417	410	269	159	86	45	20	38	0				
1,251	1,214	37	Fish & Game Violations	0	1	0	2	11	23	23	32	34	57	52	47	44	188	160	175	156	108	65	36	18	19	0				
96	92	4	Marine Violations	0	0	0	0	2	2	2	2	2	4	4	3	4	13	14	12	14	7	5	3	2	1	0				

(1) Negligent Homicide Arrests include Traffic Death Arrests

This page is intentionally blank.

NUMBER OF ARRESTS BY RACE - STATE OF OREGON, 2001**

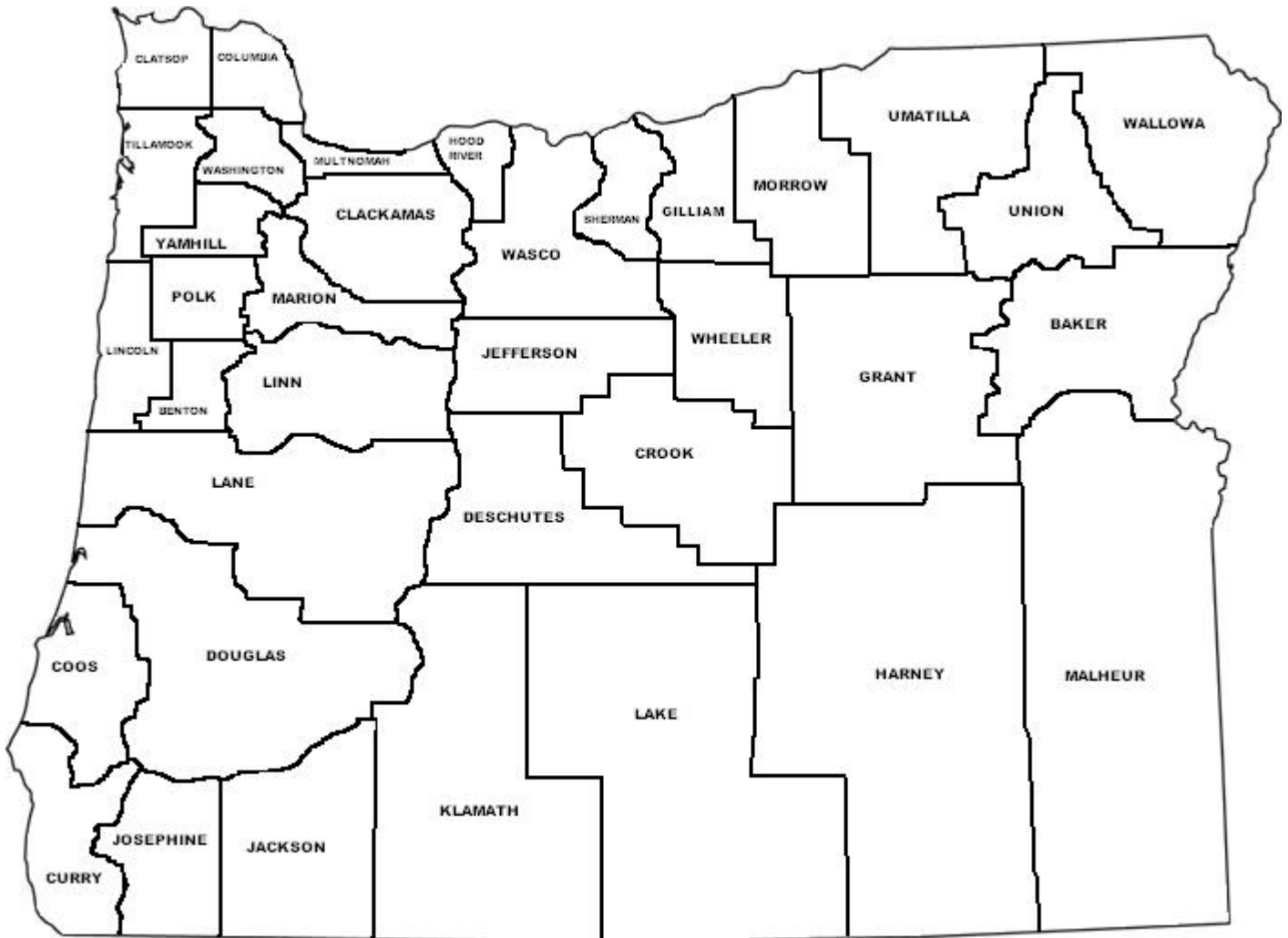
TOTAL ARRESTS	ADULT ARRESTS	JUVENILE ARRESTS		WHITE			BLACK			INDIAN			HISPANIC			INDO-CHINESE			OTHER ASIAN		
				Adult	Juven	Total	Adult	Juven	Total	Adult	Juven	Total	Adult	Juven	Total	Adult	Juven	Total	Adult	Juven	Total
CRIME AGAINST PERSON																					
114	102	12	Willful Murder *	64	7	71	24	1	25				10	4	14	1		1	3		3
17	16		Neg. Homicide(1)	16	1	17															
328	277	51	Forcible Rape *	182	38	220	20	2	22	2		2	66	11	77				7		7
1,660	1,329	331	Other Sex Crime	1,096	290	1,386	34	9	43	21		21	160	30	190	2		2	16	2	18
136	120	16	Kidnapping	91	9	100		2	2		1	1	26	6	32				1		1
1,128	924	204	Robbery *	633	120	753	177	47	224	24	5	29	81	23	104		1	1	9	8	17
2,452	2,026	426	Aggravated Assault *	1,535	310	1,845	142	49	191	35	9	44	284	45	329	4	5	9	26	8	34
16,669	14,167	2,502	Simple Assault	10,979	1,999	12,978	1,152	217	1,369	246	33	279	1,598	229	1,827	30	1	31	162	23	185
22,504	18,961	3,543	TOTAL	14,596	2,774	17,370	1,551	325	1,876	328	48	376	2,225	348	2,573	37	7	44	224	41	265
CRIME AGAINST PROPERTY																					
3,584	2,356	1,228	Burglary *	2,040	1,022	3,062	116	39	155	26	10	36	160	146	306	1	1	2	13	10	23
22,259	15,989	6,270	Larceny *	12,298	4,942	17,240	1,296	385	1,681	322	143	465	1,897	689	2,586	29	9	38	147	102	249
2,605	2,000	605	Motor Vehicle Theft *	1,665	464	2,129	129	54	183	25	9	34	149	66	215	3	1	4	29	11	40
625	360	265	Arson *	341	234	575	7	11	18		2	2	9	17	26				3	1	4
3,159	3,004	155	Forgery/Counterfeit	2,366	119	2,485	198	13	211	25	1	26	388	18	406	4	1	5	23	3	26
1,592	1,493	99	Fraud	1,295	86	1,381	88	7	95	13		13	85	6	91	3		3	9		9
82	79	3	Embezzlement	71	3	74	1		1				6		6				1		1
516	431	85	Stolen Property	371	66	437	20	7	27	3		3	30	11	41	1		1	6	1	7
4,802	2,888	1,914	Vandalism	2,452	1,636	4,088	122	57	179	46	19	65	232	185	417	6	4	10	30	13	43
39,224	28,600	10,624	TOTAL	22,899	8,572	31,471	1,977	573	2,550	460	184	644	2,956	1,138	4,094	47	16	63	261	141	402
BEHAVIORAL CRIMES																					
2,262	1,907	355	Weapon Laws	1,590	268	1,858	100	16	116	31	9	40	172	55	227	3	1	4	11	6	17
370	359	11	Prostitution	243	9	252	35	2	37	7		7	62		62	5		5	7		7
19,974	17,501	2,473	Drug Laws	14,426	2,120	16,546	1,276	123	1,399	149	37	186	1,544	175	1,719	11		11	95	18	113
20	19	1	Gambling	5		5	10	1	11				4		4						
1,102	1,071	31	Crimes Against Family	909	28	937	29		29	10		10	81	3	84				42		42
23,223	22,923	300	D.U.I.I.	18,599	240	18,839	423	4	427	292	4	296	3,416	52	3,468	14		14	179		179
18,911	13,631	5,280	Liquor Laws	11,855	4,701	16,556	295	95	390	410	86	496	907	354	1,261	4		4	160	44	204
6,683	5,278	1,405	Disorderly Conduct	4,390	1,102	5,492	246	62	308	107	40	147	485	183	668	1	1	2	49	17	66
26,190	20,573	5,617	All Other	16,615	4,875	21,490	1,525	200	1,725	329	41	370	1,948	451	2,399	22	2	24	134	48	182
3,553		3,553	Curfew		2,880	2,880		210	210		31	31		356	356			7	7	69	69
2,973		2,973	Runaway Juveniles		2,410	2,410		233	233		56	56		234	234			9	9	31	31
105,261	83,262	21,999	TOTAL	68,632	18,633	87,265	3,939	946	4,885	1,335	304	1,639	8,619	1,863	10,482	60	20	80	677	233	910
166,989	130,823	36,166	GRAND TOTAL	106,127	29,979	136,106	7,467	1,844	9,311	2,123	536	2,659	13,800	3,349	17,149	144	43	187	1,162	415	1,577
33,095	24,034	9,061	* Index Total	18,758	7,137	25,895	1,911	588	2,499	434	178	612	2,656	1,001	3,657	38	17	55	237	140	377
15,152	14,635	517	Traffic Crime	11,289	382	11,671	758	24	782	483	23	506	1,958	80	2,038	18		18	129	8	137
7,061	6,767	294	Fish & Game (2)	5,779	254	6,033	1		1	2		2	845	34	879				140	6	146
757	731	26	Marine (2)	706	23	729	5		5	4		4	11	1	12				5	2	7

(1) Negligent Homicide Arrests include Traffic Death Arrests.

(2) For this report Fish & Game and Marine Arrests are estimates.

**This Arrest Report does not contain 9 months' data for Roseburg Police Department.

OREGON COUNTY MAP



STATE OF OREGON ARRESTS BY RACE & COUNTY, 2001

ARREST TOTAL	COUNTY	WHITE	BLACK	INDIAN	HISPANIC	INDO - CHINESE	OTHER - ASIAN
965	BAKER	936		1	27		1
4,031	BENTON	3,642	91	7	192	1	98
12,600	CLACKAMAS	10,780	427	253	1,118		22
2,638	CLATSOP	2,425	38	6	153	1	15
2,229	COLUMBIA	2,135	9	6	65		14
2,741	COOS	2,641	12	6	77		5
1,273	CROOK	1,224	4	5	37	2	1
923	CURRY	884	6	8	23		2
6,512	DESCHUTES	6,155	48	40	252		17
5,676	DOUGLAS*	5,480	42	19	125		10
114	GILLIAM	108	1		4		1
343	GRANT	339		1	3		
282	HARNEY	231	2	37	11		1
1,076	HOOD RIVER	792	8	9	263		4
12,625	JACKSON	11,426	242	72	831		54
1,114	JEFFERSON	614	17	302	180		1
3,313	JOSEPHINE	3,161	32	5	113		2
2,713	KLAMATH	2,348	58	185	116		6
318	LAKE	291	5	8	14		
20,879	LANE	18,953	621	199	943		163
2,683	LINCOLN	2,597	22	30	26		8
5,749	LINN	5,300	52	27	336	3	31
1,756	MALHEUR	972	9	3	769		3
12,698	MARION	8,835	357	159	3,189	13	145
577	MORROW	403	4	3	165		2
30,339	MULTNOMAH	19,191	6,402	834	3,207	148	557
3,194	POLK	2,745	39	29	333	2	46
113	SHERMAN	92	2	10	8		1
1,100	TILLAMOOK	1,017	5	1	74		3
4,734	UMATILLA	3,431	82	223	989		9
1,326	UNION	1,233	13	11	49		20
313	WALLOWA	312		1			
1,526	WASCO	1,256	17	65	173		15
14,851	WASHINGTON	11,076	614	68	2,767	16	310
35	WHEELER	34			1		
3,630	YAMHILL	3,047	30	26	516	1	10
166,989	STATE TOTAL	136,106	9,311	2,659	17,149	187	1,577

*Douglas County - Does not include 9 months' arrest data from Roseburg Police Department.

ARRESTS FOR CRIMES AGAINST PERSONS BY RACE & COUNTY, 2001

ARREST TOTAL	COUNTY	WHITE	BLACK	INDIAN	HISPANIC	INDO - CHINESE	OTHER - ASIAN
147	BAKER	146		1			
439	BENTON	377	15		35		12
1,900	CLACKAMAS	1,631	70	36	161		2
241	CLATSOP	211	8	1	21		
246	COLUMBIA	237	3	2	3		1
386	COOS	369	1		16		
155	CROOK	147		2	6		
132	CURRY	125	2	4	1		
824	DESCHUTES	764	11	6	42		1
614	DOUGLAS *	598	4	3	6		3
6	GILLIAM	6					
43	GRANT	43					
50	HARNEY	41		6	3		
103	HOOD RIVER	75		1	27		
1,262	JACKSON	1,111	41	15	88		7
184	JEFFERSON	115	2	27	40		
379	JOSEPHINE	349	6		23		1
377	KLAMATH	301	11	40	25		
41	LAKE	34		2	5		
2,626	LANE	2,328	128	24	127		19
306	LINCOLN	295	5	4	1		1
817	LINN	747	11	2	52	3	2
127	MALHEUR	63	1	1	62		
1,751	MARION	1,161	61	26	478	4	21
69	MORROW	43	1		25		
5,337	MULTNOMAH	3,140	1,342	106	594	35	120
335	POLK	266	5	7	52		5
15	SHERMAN	14		1			
107	TILLAMOOK	97			10		
504	UMATILLA	366	18	26	93		1
121	UNION	108	1	1	5		6
28	WALLOWA	28					
141	WASCO	101	4	9	23		4
2,227	WASHINGTON	1,562	117	16	472	2	58
4	WHEELER	4					
460	YAMHILL	367	8	7	77		1
22,504	STATE TOTAL	17,370	1,876	376	2,573	44	265

*Douglas County - Does not include 9 months' arrest data from Roseburg Police Department.

ARRESTS FOR CRIMES AGAINST PROPERTY BY RACE & COUNTY, 2001

ARREST TOTAL	COUNTY	WHITE	BLACK	INDIAN	HISPANIC	INDO - CHINESE	OTHER - ASIAN
221	BAKER	218			2		1
696	BENTON	611	25	2	40	1	17
3,426	CLACKAMAS	2,763	228	108	321		6
348	CLATSOP	291	8		44	1	4
379	COLUMBIA	363	2		11		3
456	COOS	439	2	2	12		1
165	CROOK	157	2		6		
160	CURRY	153	2	2	3		
1,416	DESCHUTES	1,355	11	13	32		5
1,041	DOUGLAS*	1,014	5	1	21		
8	GILLIAM	7			1		
38	GRANT	37			1		
42	HARNEY	30		9	3		
156	HOOD RIVER	115	3	2	34		2
2,891	JACKSON	2,619	61	12	180		19
222	JEFFERSON	121	2	74	25		
475	JOSEPHINE	451	6		17		1
546	KLAMATH	456	20	43	26		1
69	LAKE	66		1	2		
5,295	LANE	4,798	172	46	236		43
606	LINCOLN	584	4	8	8		2
1,344	LINN	1,252	11	6	67		8
379	MALHEUR	199	1		179		
3,495	MARION	2,445	122	61	823	5	39
103	MORROW	80			23		
7,811	MULTNOMAH	5,085	1,604	157	799	49	117
533	POLK	457	4	7	54	1	10
10	SHERMAN	5		3	2		
161	TILLAMOOK	152	1		8		
868	UMATILLA	641	11	42	172		2
251	UNION	228	3	4	13		3
40	WALLOWA	40					
233	WASCO	196	1	13	22		1
4,635	WASHINGTON	3,432	234	23	825	6	115
3	WHEELER	3					
702	YAMHILL	608	5	5	82		2
39,224	STATE TOTAL	31,471	2,550	644	4,094	63	402

*Douglas County - Does not include 9 month's arrest data from Roseburg Police Department.

ARRESTS FOR BEHAVIORAL CRIMES BY RACE & COUNTY, 2001

ARREST TOTAL	COUNTY	WHITE	BLACK	INDIAN	HISPANIC	INDO - CHINESE	OTHER - ASIAN
597	BAKER	572			25		
2,896	BENTON	2,654	51	5	117		69
7,274	CLACKAMAS	6,386	129	109	636		14
2,049	CLATSOP	1,923	22	5	88		11
1,604	COLUMBIA	1,535	4	4	51		10
1,899	COOS	1,833	9	4	49		4
953	CROOK	920	2	3	25	2	1
631	CURRY	606	2	2	19		2
4,272	DESCHUTES	4,036	26	21	178		11
4,021	DOUGLAS*	3,868	33	15	98		7
100	GILLIAM	95	1		3		1
262	GRANT	259		1	2		
190	HARNEY	160	2	22	5		1
817	HOOD RIVER	602	5	6	202		2
8,472	JACKSON	7,696	140	45	563		28
708	JEFFERSON	378	13	201	115		1
2,459	JOSEPHINE	2,361	20	5	73		
1,790	KLAMATH	1,591	27	102	65		5
208	LAKE	191	5	5	7		
12,958	LANE	11,827	321	129	580		101
1,771	LINCOLN	1,718	13	18	17		5
3,588	LINN	3,301	30	19	217		21
1,250	MALHEUR	710	7	2	528		3
7,452	MARION	5,229	174	72	1,888	4	85
405	MORROW	280	3	3	117		2
17,191	MULTNOMAH	10,966	3,456	571	1,814	64	320
2,326	POLK	2,022	30	15	227	1	31
88	SHERMAN	73	2	6	6		1
832	TILLAMOOK	768	4	1	56		3
3,362	UMATILLA	2,424	53	155	724		6
954	UNION	897	9	6	31		11
245	WALLOWA	244		1			
1,152	WASCO	959	12	43	128		10
7,989	WASHINGTON	6,082	263	29	1,470	8	137
28	WHEELER	27			1		
2,468	YAMHILL	2,072	17	14	357	1	7
105,261	STATE TOTAL	87,265	4,885	1,639	10,482	80	910

*Douglas County - Does not include 9 months' arrest data from Roseburg Police Department.

SECTION 7
STATEWIDE
LAW ENFORCEMENT EMPLOYEES
and
OFFICER ASSAULTED INFORMATION

This page is intentionally blank.

LAW ENFORCEMENT EMPLOYEES - STATEWIDE - 2001

The number of officers is the number of full time Law Enforcement Officers who are certified, certifiable or in process of being certified by the Oregon Department of Public Safety Standards and Training.

The number of support staff includes full time, non-officer staff such as records, communications and clerical employees.

	Officers	Support Staff	Total Employees
Male	5,084	497	5,581
Female	550	1,702	2,252
Total	5,634	2,199	7,833

Officers per 1,000 population = 1.6
National Average (as of 2000) = 2.5

Total Employees per 1,000 population = 2.3
National Average (as of Oct. 2000) = 3.5

Sheriffs Departments	1,314	475	1,789
Oregon State Police	735	467	1,205
Police Departments	3,537	1,248	4,784
O L C C	45	9	54
Total	5,634	2,199	7,833

When compared to 2000, the above numbers represent changes as follows:

0.09% increase in the number of law enforcement officers statewide

3.3% increase in the number of support employees

0.97% increase in the total number of law enforcement employees

LAW ENFORCEMENT EMPLOYEES - HISTORY

	Officer	Support Staff	Total Employees
1992	4,727	1,522	6,249
1993	4,834	1,585	6,419
1994	5,084	1,584	6,668
1995	5,218	1,784	7,002
1996	5,290	1,905	7,195
1997	5,361	1,945	7,306
1998	5,455	2,118	7,573
1999	5,609	2,059	7,668
2000	5,629	2,129	7,758
2001	5,634	2,199	7,833

LAW ENFORCEMENT EMPLOYEES BY DEPARTMENT / OFFICER ASSAULTS - 2001

DEPARTMENT	POPULATION	LAW ENFORCEMENT OFFICERS - MALE	LAW ENFORCEMENT OFFICERS - FEMALE	SUPPORT STAFF - MALE	SUPPORT STAFF - FEMALE	TOTAL STAFF	TOTAL OFFICERS ASSAULTED	ASSAULT WITH INJURY	ASSAULT WITHOUT INJURY
O.S.P. - BAKER		21	1	2	3	27	1		1
BAKER CO. SO.	6,860	6	1		11	18			
BAKER CITY PD.	9,840	15	1			16			
O.L.C.C. - BAKER									
	16,700	42	3	2	14	61	1		1
O.S.P. - BENTON		13	5	1	1	20	4		4
BENTON CO. SO.	23,950	30	3		5	38			
CORVALLIS PD.	51,040	47	8	4	23	82	2		2
PHILOMATH PD.	4,010	6			1	7			
O.L.C.C. - BENTON		4			1	5			
	79,000	100	16	5	31	152	6		6
O.S.P. - CLACKAMAS		17	6	8	8	39	8		8
CLACKAMAS CO. SO.	203,940	171	19	8	37	235	9		9
CANBY PD.	12,790	18	2		2	22	1		1
GLADSTONE PD.	11,450	16	1		7	24			
LAKE OSWEGO PD.	35,580	39	4	7	20	70	3	2	1
MILWAUKIE PD.	20,550	29	2	3	12	46	1		1
MOLALLA PD.	5,690	12			4	16	1		1
OREGON CITY PD.	26,680	27	5		6	38	3		3
SANDY PD.	5,380	11			2	13			
WEST LINN PD.	23,090	27	1	1	4	33	1		1
O.L.C.C. - CLACKAMAS									
	345,150	367	40	27	102	536	27	2	25
O.S.P. - CLATSOP		13	1		2	16	4		4
CLATSOP CO. SO.	13,270	24	1		4	29			
ASTORIA PD.	9,790	16		3	6	25	4	1	3
GEARHART PD.	1,010	3				3			
SEASIDE PD.	5,950	16	2	1	7	26			
WARRENTON PD.	4,230	8		1		9			
CANNON BEACH PD.	1,600	6	1		1	8			
O.L.C.C. - CLATSOP		1				1			
	35,850	87	5	5	20	117	8	1	7
O.S.P. - COLUMBIA		7	1			8	3	1	2
COLUMBIA CO. SO.	21,700	16	1		3	20	1		1
CLATSKANIE PD.	1,530	5			1	6			
COLUMBIA CITY PD.	1,620	1				1			
RAINIER PD.	1,690	5			1	6	1		1
ST. HELENS PD.	10,380	17			2	19	1	1	
SCAPPOOSE PD.	5,160	8			1	9			
VERNONIA PD.	2,220	5				5			
O.L.C.C. - COLUMBIA									
	44,300	64	2		8	74	6	2	4
O.S.P. - COOS		19	1		1	21	13		13
COOS CO. SO.	27,850	26	1		16	43			
BANDON PD.	2,880	7			1	8			
COOS BAY PD.	15,470	27	2		14	43			
COQUILLE PD.	4,190	7	1		2	10	1		1
MYRTLE POINT PD.	2,460	6				6			
NORTH BEND PD.	9,370	19		2	7	28			
POWERS PD.	730	1				1			
O.L.C.C. - COOS			1			1			
	62,950	112	6	2	41	161	14		14
O.S.P. - CROOK		5	1		1	7	3		3
CROOK CO. SO.	12,100	11		1	3	15	2	2	
PRINEVILLE PD.	7,750	14	1	1	8	24			
O.L.C.C. - CROOK									
	19,850	30	2	2	12	46	5	2	3

LAW ENFORCEMENT EMPLOYEES BY DEPARTMENT / OFFICER ASSAULTS - 2001

DEPARTMENT	POPULATION	LAW ENFORCEMENT OFFICERS - MALE	LAW ENFORCEMENT OFFICERS - FEMALE	SUPPORT STAFF - MALE	SUPPORT STAFF - FEMALE	TOTAL STAFF	TOTAL OFFICERS ASSAULTED	ASSAULT WITH INJURY	ASSAULT WITHOUT INJURY
O.S.P. - CURRY		9	1		1	11	4	1	3
CURRY CO. SO.	13,950	14	1	2	6	23			
BROOKINGS PD.	5,680	11	1	3	3	18			
GOLD BEACH PD.	1,920	6			1	7			
O.L.C.C. - CURRY									
	21,550	40	3	5	11	59	4	1	3
O.S.P. - DESCHUTES		35		13	22	70	3		3
DESCHUTES CO. SO.	52,010	65	3	1	15	84	6	6	
BEND PD.	55,080	57	10	7	15	89	5	4	1
REDMOND PD.	14,960	25	3	3	6	37	4	2	2
BLACK BUTTE PD.		5	1		1	7	1		1
O.L.C.C. - DESCHUTES		4			1	5			
	122,050	191	17	24	60	292	19	12	7
O.S.P. - DOUGLAS		27	1	1	3	32	5	1	4
DOUGLAS CO. SO.	60,490	69	4	1	39	113			
MYRTLE CREEK PD.	3,410	7	1		6	14	1		1
OAKLAND PD.	950								
REEDSPORT PD.	4,370	9	2	1	4	16	1		1
ROSEBURG PD.	20,200	35	2		5	42			
SUTHERLIN PD.	6,990	10	2	1	2	15			
WINSTON PD.	4,790	8			1	9			
O.L.C.C. - DOUGLAS		1				1			
	101,200	166	12	4	60	242	7	1	6
O.S.P. - GILLIAM		5				5			
GILLIAM CO. SO.	1,140	4			1	5	1		1
CONDON PD.	760	2				2			
O.L.C.C. - GILLIAM									
	1,900	11			1	12	1		1
O.S.P. - GRANT		7				7	2	1	1
GRANT CO. SO.	4,890	5		1		6			
JOHN DAY PD.	1,830	5		1	4	10	1		1
PRAIRIE CITY PD.	1,080	3				3			
O.L.C.C. - GRANT									
	7,800	20		2	4	26	3	1	2
O.S.P. - HARNEY		4	1			5			
HARNEY CO. SO.	2,860	5				5			
BURNS PD.	3,060	6			5	11	1	1	
HINES PD.	1,680	3			1	4			
O.L.C.C. - HARNEY									
	7,600	18	1		6	25	1	1	
O.S.P. - HOOD RIVER		8				8			
HOOD RIVER CO. SO.	14,580	17			2	19	1		1
HOOD RIVER PD.	6,020	13	1		4	18			
O.L.C.C. - HOOD RIVER									
	20,600	38	1		6	45	1		1
O.S.P. - JACKSON		39	4	15	31	89	8		8
JACKSON CO. SO.	63,310	49	2	1	20	72	8	8	
ASHLAND PD.	19,770	25	3	2	12	42			
BUTTE FALLS PD.	440	1				1			
CENTRAL POINT PD.	13,460	17	2		4	23			
EAGLE POINT PD.	5,410	7			1	8			
GOLD HILL PD.	1,110								
JACKSONVILLE PD.	2,360	4			1	5			
MEDFORD PD.	64,730	86	8	7	40	141	14	14	
PHOENIX PD.	4,270	8		1		9			
ROGUE RIVER PD.	1,860	3				3			
SHADY COVE PD.	2,400	4			1	5			
TALENT PD.	5,580	6	1		1	8			
O.L.C.C. - JACKSON		4			1	5			
	184,700	253	20	26	112	411	30	22	8

LAW ENFORCEMENT EMPLOYEES BY DEPARTMENT / OFFICER ASSAULTS - 2001

DEPARTMENT	POPULATION	LAW ENFORCEMENT OFFICERS - MALE	LAW ENFORCEMENT OFFICERS - FEMALE	SUPPORT STAFF - MALE	SUPPORT STAFF - FEMALE	TOTAL STAFF	TOTAL OFFICERS ASSAULTED	ASSAULT WITH INJURY	ASSAULT WITHOUT INJURY
O.S.P. - JEFFERSON		7				7	4	2	2
JEFFERSON CO. SO.	13,400	16	1	2	6	25			
CULVER PD.	800	1				1			
MADRAS PD.	5,200	10			1	11	2	1	1
O.L.C.C. - JEFFERSON	19,400	34	1	2	7	44	6	3	3
O.S.P. - JOSEPHINE		19	4	1	2	26	6		6
JOSEPHINE CO. SO.	53,180	39	1		34	74	6	3	3
GRANTS PASS PD.	23,670	36	3	1	22	62	7	4	3
O.L.C.C. - JOSEPHINE	76,850	94	8	2	58	162	19	7	12
O.S.P. - KLAMATH		29	4		3	36	7	2	5
KLAMATH CO. SO.	43,120	27		1	7	35	1		1
KLAMATH FALLS PD.	19,540	35	1		4	40	3	1	2
MERRILL	900	1			1	2			
MALIN	640	1				1			
O.L.C.C. - KLAMATH	64,200	95	5	1	15	116	11	3	8
O.S.P. - LAKE		4				4			
LAKE CO. SO.	5,020	6		1		7			
LAKEVIEW PD.	2,480	5				5			
O.L.C.C. - LAKE	7,500	15		1		16			
O.S.P. - LANE		52	5	6	12	75	16		16
LANE CO. SO.	106,920	58	5	9	42	114	9	8	1
COBURG PD.	970	6			1	7			
COTTAGE GROVE PD.	8,670	16		4	4	24	1		1
EUGENE PD.	140,550	147	25	27	100	299	30	21	9
FLORENCE PD.	7,460	13			8	21	3	2	1
JUNCTION CITY PD.	4,730	9		1	3	13			
OAKRIDGE PD.	3,150	5		2	3	10			
SPRINGFIELD PD.	53,450	58	3	4	27	92	3	2	1
O.L.C.C. - LANE	325,900	364	38	53	200	655	62	33	29
O.S.P. - LINCOLN		15	2	1	1	19			
LINCOLN CO. SO.	24,030	26	2		2	30			
LINCOLN CITY	7,420	18	2	2	7	29			
NEWPORT PD.	9,660	23			5	28	2	2	
TOLEDO PD.	3,540	7	1		6	14	1		1
O.L.C.C. - LINCOLN	44,650	90	7	3	21	121	3	2	1
O.S.P. - LINN		18	2	1	1	22	8	1	7
LINN CO. SO.	40,500	57	4	12	19	92			
ALBANY PD.	41,650	51	4	3	19	77	1		1
LEBANON PD.	13,190	20	4	1	6	31	2	1	1
SWEETHOME PD.	8,160	9	2	1	6	18	4	3	1
O.L.C.C. - LINN	103,500	155	16	18	51	240	15	5	10
O.S.P. - MALHEUR		17		1	3	21	5	1	4
MALHEUR CO. SO.	15,710	14		4	6	24	1		1
NYSSA PD.	3,170	8				8			
ONTARIO PD.	11,140	21	1	1	6	29	2	1	1
VALE PD.	1,980	9				9			
O.L.C.C. - MALHEUR	32,000	69	1	6	15	91	8	2	6

LAW ENFORCEMENT EMPLOYEES BY DEPARTMENT / OFFICER ASSAULTS - 2001

DEPARTMENT	POPULATION	LAW ENFORCEMENT OFFICERS - MALE	LAW ENFORCEMENT OFFICERS - FEMALE	SUPPORT STAFF - MALE	SUPPORT STAFF - FEMALE	TOTAL STAFF	TOTAL OFFICERS ASSAULTED	ASSAULT WITH INJURY	ASSAULT WITHOUT INJURY
O.S.P. - MARION *		110	8	102	162	382	19	6	13
MARION CO. SO.	86,800	66	7		22	95			
AUMSVILLE PD.	3,000	5			1	6			
AURORA PD.	660	2			1	3			
GERVAIS PD.	2,080	2				2			
HUBBARD PD.	2,510	5			1	6			
KEIZER PD.	32,950	34	3		7	44			
MT. ANGEL PD.	3,400	7			1	8			
SALEM PD. (MARION)	120,920	149	18	25	75	267			
SILVERTON PD.	7,420	13	1		1	15			
STAYTON PD.	6,960	12	3		3	18			
TURNER PD.	1,340	2				2			
WOODBURN PD.	20,410	25	2	2	6	35			
O.L.C.C. - MARION		3	1		1	5			
	288,450	435	43	129	281	888	19	6	13
O.S.P. - MORROW		2				2	1		1
MORROW CO. SO.	6,820	11	1	3	4	19			
BOARDMAN PD.	2,940	8		1		9			
HEPPNER PD.	1,390	2				2	1	1	
O.L.C.C. - MORROW									
	11,150	23	1	4	4	32	2	1	1
O.S.P. - MULTNOMAH		31	10	10	14	65	6	1	5
MULTNOMAH CO. SO.	16,640	87	12	6	9	114	10	2	8
FAIRVIEW PD.	8,070	9			1	10			
GRESHAM PD.	91,420	100	8	8	38	154	18	9	9
PORTLAND PD.	536,240	885	169	107	230	1,391	179	75	104
PORTLAND AIRPORT PD.		27	6	3	8	44	2	2	
TROUTDALE PD.	13,980	18	1		3	22	2	2	
O.L.C.C. - MULTNOMAH		10	11		5	26			
	666,350	1,167	217	134	308	1,826	217	91	126
O.S.P. - POLK		17			4	21	2	2	
POLK CO. SO.	18,240	23	1	2	3	29			
DALLAS PD.	12,650	18	1		1	20			
INDEPENDENCE PD.	6,400	12			2	14			
MONMOUTH PD.	7,910	11	2		2	15			
SALEM PD. (POLK)	18,400	7				7			
O.L.C.C. - POLK									
	63,600	88	4	2	12	106	2	2	
O.S.P. - SHERMAN							1		1
SHERMAN CO. SO.	1,900	4			1	5			
O.L.C.C. - SHERMAN									
	1,900	4			1	5	1		1
O.S.P. - TILLAMOOK		13	1		1	15	2		2
TILLAMOOK CO. SO.	17,290	21	1		2	24	4	2	2
GARIBALDI PD.	900								
MANZANITA DPS.	780	3				3			
ROCKAWAY BEACH PD.	1,290	3				3			
TILLAMOOK PD.	4,340	8	2		2	12	1	1	
O.L.C.C. - TILLAMOOK									
	24,600	48	4		5	57	7	3	4
O.S.P. - UMATILLA		36	4	5	6	51	13	1	12
UMATILLA CO. SO.	22,920	13	2	3	10	28	4	1	3
ATHENA PD.	1,270	1				1			
HERMISTON PD.	13,560	19	2	2	6	29			
MILTON FREEWATER PD.	6,560	10		1	5	16			
PENDLETON PD.	16,600	22		1	7	30			
PILOT ROCK PD.	1,540	3				3			
STANFIELD PD.	1,980	5				5			
UMATILLA PD.	5,750	8	1		1	10			
WESTON	720	2				2			
O.L.C.C. - UMATILLA		2				2			
	70,900	121	9	12	35	177	17	2	15

* OSP - Marion includes Oregon State Police Headquarters in Salem.

LAW ENFORCEMENT EMPLOYEES BY DEPARTMENT / OFFICER ASSAULTS - 2001

DEPARTMENT	POPULATION	LAW ENFORCEMENT OFFICERS - MALE	LAW ENFORCEMENT OFFICERS - FEMALE	SUPPORT STAFF - MALE	SUPPORT STAFF - FEMALE	TOTAL STAFF	TOTAL OFFICERS ASSAULTED	ASSAULT WITH INJURY	ASSAULT WITHOUT INJURY
O.S.P. - UNION		13				1	14	1	1
UNION CO. SO.	10,470	8	1	1		1	11	1	1
LA GRANDE PD.	12,420	16	2			13	31	4	1
ELGIN PD.	1,660	3					3		3
O.L.C.C. - UNION									
	24,550	40	3	1		15	59	6	1
O.S.P. - WALLOWA		5					5	1	1
WALLOWA CO. SO.	5,210	8				6	14		
ENTERPRISE PD.	1,890	4					4	2	1
O.L.C.C. - WALLOWA									
	7,100	17				6	23	3	1
O.S.P. - WASCO		16	2			1	19	2	2
WASCO CO. SO.	11,920	17				2	19		
THE DALLES PD.	12,230	19	1			2	22	3	3
O.L.C.C. - WASCO									
	24,150	52	3			5	60	5	5
O.S.P. - WASHINGTON		21	3	6		9	39	2	2
WASHINGTON CO. SO.	192,430	174	11	8		61	254	7	6
BANKS PD.	1,400	3							
BEAVERTON PD.	77,170	100	10	3		21	134	19	2
CORNELIUS PD.	9,710	12	1			1	14	3	3
FOREST GROVE PD.	18,380	24	2			8	34	2	2
GASTON PD.	640	1					1		
HILLSBORO PD.	73,200	83	14	4		29	130		
KING CITY PD.	2,060	5					5		
NORTH PLAINS PD.	1,660	3					3		
SHERWOOD PD.	12,840	16	2	1		2	21		
TIGARD PD.	43,040	52	4	1		13	70	5	2
TUALATIN PD.	23,270	27	3			4	34		3
O.L.C.C. - WASHINGTON									
	455,800	521	50	23		148	739	38	12
O.S.P. - WHEELER		1					1		
WHEELER CO. SO.	1,550	3					3		
O.L.C.C. - WHEELER									
	1,550	4					4		
O.S.P. - YAMHILL		13	2			1	16	3	1
YAMHILL CO. SO.	33,830	36	3	1		8	48		2
AMITY PD.	1,480	3					3		
CARLTON PD.	1,550	3				1	4		
DUNDEE PD.	2,970	4					4		
MCMINNVILLE PD.	27,500	28	5			8	41		
NEWBERG PD.	18,280	20	2	2		8	32		
YAMHILL PD.	790	2					2	1	1
O.L.C.C. - YAMHILL									
	86,400	109	12	3		26	150	4	1

LAW ENFORCEMENT OFFICERS ASSAULTED 2001

TYPE OF ACTIVITY	TOTAL ASSAULTS		KNIFE, OTHER	OTHER DANGEROUS	HANDS	TWO	ONE PERSON		DETECTIVE OR		OTHER		OFFICER
	WEAPON	FIREARM	INSTRUMENT	WEAPON	FISTS FEET	PERSON VEHICLE	ALONE	ASSIST.	SPEC. ASSIGNMENT ALONE	ASSIST.	ALONE	ASSIST.	ASSAULTS CLEARED
RESPONDING TO DISTURBANCE CALLS	149	4	5	12	128	19	44	70			2	14	129
BURGLARIES IN PROGRESS/PURSUING	5				5			5					3
ROBBERIES IN PROGRESS/PURSUING	3	1			2		1	2					3
ATTEMPTING OTHER ARRESTS	113			13	100	17	13	64	1	7	1	10	99
CIVIL DISORDER (RIOT, MASS DISOBEDIENCE)	6				6		2	3				1	6
HANDLING, TRANSPORTING PRISONERS	70			7	63	21	6	20			5	18	64
INVESTIGATING SUSPICIOUS PERSON/CIRCUMSTANCE	41			12	29	6	11	13			2	9	35
AMBUSH - NO WARNING													
MENTALLY DERANGED	5				5	2	1	2					4
TRAFFIC PURSUITS AND STOPS	143	3	1	24	115	21	40	77				5	126
ALL OTHER	43	3		5	35	9	7	5		1	2	19	32
TOTAL OFFICER ASSAULTS	578	11	6	73	488	95	125	261	1	8	12	76	501
NUMBER WITH PERSONAL INJURY	203	2	2	28	171								
NUMBER WITHOUT PERSONAL INJURY	218	7	3	41	167								
TIME OF ASSAULTS	12:01 AM TO 02:00 AM	02:01 AM TO 04:00 AM	04:01 AM TO 06:00 AM	06:01 AM TO 08:00 AM	08:01 AM TO 10:00 AM	10:01 AM TO 12:00 PM	12:01 PM TO 02:00 PM	02:01 PM TO 04:00 PM	04:01 PM TO 06:00 PM	06:01 PM TO 08:00 PM	08:01 PM TO 10:00 PM	10:01 PM TO 12:00 PM	
	87	44	11	11	24	28	34	43	42	79	78	97	

NUMBER OF LAW ENFORCEMENT OFFICERS KILLED IN THE LINE OF DUTY:	BY FELONIOUS ACT: BY ACCIDENT OR NEGLIGENCE: 1
---	---

This page is intentionally blank.

SECTION 8
AGENCY SUMMARY
and
DETAIL TABLES

This section provides a detailed report by crime category of the annual crime report information for each department within each county in Oregon, including Traffic Crime, Fish & Game Laws, and Marine Violations.

SPECIAL NOTES:

When counting arrests, only those arrests which are made for an agency's own cases are counted for OUCR purposes. The number of arrests shown in this report will not necessarily agree with the statistics within a department which may show all arrest activity.

Index Crime is summarized at the bottom of the page. The individual crimes that make up the National Crime Index are each identified with an asterisk.

If necessary, Part II Crime totals may be easily determined by subtracting the Index Crime Total from the Grand Total located on the line above. The result of this subtraction equals total Part II Crimes.

This page is intentionally blank.

Population 2001	STATE OF OREGON 3,471,700			OREGON STATE POLICE			O.L.C.C.		
	Offenses	Arrests	Cleared	Offenses	Arrests	Cleared*	Offenses	Arrests	Cleared
CRIME AGAINST PERSON									
Willful Murder*	94	113	42	4					
Neg. Homicide	13	18	9	2	1				
Forcible Rape*	1,201	328	437	72	16				
Other Sex Crime	5,710	1,676	2,016	393	115				
Kidnapping	624	137	309	20	15				
Robbery*	2,759	1,129	884	15	3				
Aggravated Assault*	6,698	2,452	3,387	258	119				
Simple Assault	24,608	16,794	15,905	671	480				
2001 TOTAL	41,707	22,647	22,989	1,435	749				
2000 TOTAL	44,405	23,432	24,146	1,714	702				
CRIME AGAINST PROPERTY									
Burglary*	26,549	3,647	3,109	125	36				
Larceny*	123,640	22,569	22,144	635	254				
Motor Vehicle Theft*	15,240	2,622	2,248	237	121				
Arson*	1,622	633	252	332	287				
Forgery/Counterfeit	14,254	3,183	4,454	135	123				
Fraud	13,932	1,616	3,668	93	42				
Embezzlement	735	82	318						
Stolen Property	803	516	560	38	31				
Vandalism	45,062	4,969	6,546	185	138				
2001 TOTAL	241,837	39,837	43,299	1,780	1,032				
2000 TOTAL	229,788	40,300	44,139	1,938	817				
BEHAVIORAL CRIMES									
Weapon Laws	3,252	2,286	2,300	354	372				
Prostitution	471	370	273	5	3				
Drug Laws	23,341	20,321	15,346	2,822	3,203				
Gambling	18	20	6	3	6				
Crimes Against Family	2,725	1,109	1,142	467	442				
D.U.I.	25,223	23,319	19,552	5,536	5,536				
Liquor Laws	14,575	19,120	11,991	1,219	1,958	907	301	904	
Disorderly Conduct	17,581	6,763	9,541	186	181	5		5	
All Other	59,126	26,774	31,885	1,584	1,320	155	113	155	
Curfew	4,942	3,608	4,855	22	32				
Runaway Juveniles	11,087	2,973	7,119	14	8				
2001 TOTAL	162,341	106,663	104,010	12,212	13,061	1,067	414	1,064	
2000 TOTAL	165,178	108,495	104,027	12,801	11,556	1,217	471	1,216	
GRAND TOTAL	445,885	169,147	170,298	15,427	14,842	1,067	414	1,064	
* Index Total	177,803	33,493	32,503	1,678	836				
Traffic Crime	24,679	15,320	21,039	3,071	3,071				
Fish and Game Laws	7,077	7,061	88	6,989	6,989				
Marine Violations	786	757	358	428	428				

*Not available

Population 2001	Baker County Sheriff 6,860			Baker City PD 9,840			Baker County - O.L.C.C.		
	Offenses	Arrests	Cleared	Offenses	Arrests	Cleared	Offenses	Arrests	Cleared
CRIME AGAINST PERSON									
Willful Murder*									
Neg. Homicide									
Forcible Rape*	4	1	3	5	3	2			
Other Sex Crimes	20	8	12	29	12	12			
Kidnapping	1		1	2	1	1			
Robbery*				2					
Aggravated Assault*	6	3	4	20	13	7			
Simple Assault	20	12	16	126	80	91			
2001 TOTAL	51	24	36	184	109	113			
2000 TOTAL	39	22	32	189	96	120			
CRIME AGAINST PROPERTY									
Burglary*	29	4	5	60	16	13			
Larceny*	52	8	6	293	69	71			
Motor Vehicle Theft*	8	3	2	19	12	7			
Arson*				1	1				
Forgery/Counterfeit	1			14	7	4			
Fraud	90	31	29	71	24	34			
Embezzlement									
Stolen Property									
Vandalism	32	10	8	197	24	26			
2001 TOTAL	212	56	50	655	153	155			
2000 TOTAL	241	75	97	733	136	148			
BEHAVIORAL CRIMES									
Weapon Laws	7	3	6	5	1	5			
Prostitution									
Drug Laws	8	5	6	34	32	26			
Gambling									
Crimes Against Family	3	3	2	21	9	9			
D.U.I.I	15	15	15	40	37	40			
Liquor Laws	6	12	6	23	49	22	1		1
Disorderly Conduct	17	7	11	60	35	45			
All Other	42	32	27	179	100	83			
Curfew	2	1	2	10	7	10			
Runaway Juveniles		2		9	7	7			
2001 TOTAL	100	80	75	381	277	247	1		1
2000 TOTAL	103	92	83	494	290	296	17	7	17
GRAND TOTAL	363	160	161	1,220	539	515	1		1
* Index Total	99	19	20	400	114	100			
Traffic Crime	6	3	6	39	30	39			
Fish and Game Laws									
Marine Violations				1		1			

Population 2001	Baker County - O.S.P.			Baker County Totals 16,700		
	Offenses	Arrests	Cleared*	Offenses	Arrests	Cleared
CRIME AGAINST PERSON						
Willful Murder*						
Neg. Homicide						
Forcible Rape*	2	1		11	5	5
Other Sex Crimes	6	3		55	23	24
Kidnapping				3	1	2
Robbery*	1			3		
Aggravated Assault*	3	2		29	18	11
Simple Assault	7	8		153	100	107
2001 TOTAL	19	14		254	147	149
2000 TOTAL	28	12		256	130	152
CRIME AGAINST PROPERTY						
Burglary*	1			90	20	18
Larceny*	8	3		353	80	77
Motor Vehicle Theft*	1			28	15	9
Arson*	4	5		5	6	
Forgery/Counterfeit	4	3		19	10	4
Fraud	3	1		164	56	63
Embezzlement						
Stolen Property						
Vandalism	3			232	34	34
2001 TOTAL	24	12		891	221	205
2000 TOTAL	24	19		998	230	245
BEHAVIORAL CRIMES						
Weapon Laws	12	23		24	27	11
Prostitution		1			1	
Drug Laws	72	100		114	137	32
Gambling						
Crimes Against Family	7	6		31	18	11
D.U.I.	53	53		108	105	55
Liquor Laws	19	29		49	90	29
Disorderly Conduct				77	42	56
All Other	23	28		244	160	110
Curfew				12	8	12
Runaway Juveniles				9	9	7
2001 TOTAL	186	240		668	597	323
2000 TOTAL	151	128		765	517	396
GRAND TOTAL	229	266		1,813	965	677
* Index Total	20	11		519	144	120
Traffic Crime	41	41		86	74	45
Fish and Game Laws	101	101		101	101	
Marine Violations	5	5		6	5	1

*Not available

Population 2001	Benton County - O.L.C.C.			Benton County - O.S.P.			Benton County Totals 79,000		
	Offenses	Arrests	Cleared	Offenses	Arrests	Cleared*	Offenses	Arrests	Cleared
CRIME AGAINST PERSON									
Willful Murder*							2	4	3
Neg. Homicide							14	3	5
Forcible Rape*				5	1		111	52	68
Other Sex Crimes				5	2		1	1	1
Kidnapping							27	11	9
Robbery*							99	63	77
Aggravated Assault*							638	305	534
Simple Assault				11	7				
2001 TOTAL				21	10		892	439	697
2000 TOTAL				28	8		785	361	618
CRIME AGAINST PROPERTY									
Burglary*				8	1		430	74	121
Larceny*				111	23		2,146	307	453
Motor Vehicle Theft*				6	2		132	35	57
Arson*				2	2		22	9	9
Forgery/Counterfeit				7	4		284	67	155
Fraud				9	5		295	43	137
Embezzlement							12	3	9
Stolen Property				2	1		28	15	23
Vandalism				12	14		840	143	259
2001 TOTAL				157	52		4,189	696	1,223
2000 TOTAL				221	52		4,773	813	1,423
BEHAVIORAL CRIMES									
Weapon Laws				3	2		46	34	40
Prostitution									
Drug Laws				61	84		330	321	248
Gambling									
Crimes Against Family				1	1		55	10	36
D.U.I.				14	14		348	319	334
Liquor Laws	26	6	26	250	496		727	1,264	456
Disorderly Conduct				8	12		592	238	433
All Other	1		1	77	66		1,547	625	887
Curfew							27	18	27
Runaway Juveniles							174	67	149
2001 TOTAL	27	6	27	414	675		3,846	2,896	2,610
2000 TOTAL	14	9	14	400	365		3,794	2,432	2,674
GRAND TOTAL	27	6	27	592	737		8,927	4,031	4,530
* Index Total				132	29		2,870	502	731
Traffic Crime				41	41		323	209	282
Fish and Game Laws				64	64		64	64	
Marine Violations									

*Not available

∞
∞

Population		Clackamas County Sheriff 187,310			Canby PD 12,790			Estacada PD 2,460			Gladstone PD 11,450		
2001		Offenses	Arrests	Cleared	Offenses	Arrests	Cleared	Offenses	Arrests	Cleared	Offenses	Arrests	Cleared
CRIME AGAINST PERSON													
	Willful Murder*	2	8	1									
	Neg. Homicide			1									
	Forcible Rape*	61	22	11	3	2	2				6		2
	Other Sex Crimes	267	82	116	32	8	25	5	1	2	14	2	1
	Kidnapping	32	4	13							4	1	3
	Robbery*	106	56	41	8	4	5	3		1	9	3	4
	Aggravated Assault*	160	101	100	6	8	4	3	3	2	6	1	2
	Simple Assault	840	927	776	78	58	87	24	18	23	60	32	45
	2001 TOTAL	1,468	1,200	1,059	127	80	123	35	22	28	99	39	57
	2000 TOTAL	1,520	895	1,138	132	67	93	57	22	47	131	67	104
CRIME AGAINST PROPERTY													
	Burglary*	1,574	164	145	98	17	16	46	6	5	74	1	8
	Larceny*	6,772	1,518	1,673	558	86	78	129	25	31	551	52	59
	Motor Vehicle Theft*	971	150	65	38	4	8	13		1	79	2	7
	Arson*	26	3	7	5		2	1			8		
	Forgery/Counterfeit	810	176	230	53	5	26	9		4	22	1	4
	Fraud	1,283	57	189	34	4	8	24	1	12	39		3
	Embezzlement												
	Stolen Property	47	10	20	1	6	3	1	2	2	4		2
	Vandalism	1,589	123	235	221	23	23	52	6	7	178	10	16
	2001 TOTAL	13,072	2,201	2,564	1,008	145	164	275	40	62	955	66	99
	2000 TOTAL	12,699	1,708	2,869	979	125	161	215	21	44	839	49	117
BEHAVIORAL CRIMES													
	Weapon Laws	74	69	74	1	3	5	2	1	2	5	2	4
	Prostitution												
	Drug Laws	295	536	271	58	64	58	13	10	15	20	9	15
	Gambling												
	Crimes Against Family	44	15	25	7		2				1		
	D.U.I.	1,782	1,494	1,782	100	85	100	23	20	23	43	39	43
	Liquor Laws	43	175	208	9	63	68	5	1	8	3	16	12
	Disorderly Conduct	64	73	74	10	10	18	3	1	4	10	8	11
	All Other	1,216	688	884	160	94	122	57	12	45	148	70	116
	Curfew	62	43	62	33	20	33	2	2	2	12	9	12
	Runaway Juveniles	363	74		53	18		12	13		24	8	
	2001 TOTAL	3,943	3,167	3,380	431	357	406	117	60	99	266	161	213
	2000 TOTAL	3,550	2,192	2,813	632	250	349	167	71	119	321	111	231
	GRAND TOTAL	18,483	6,568	7,003	1,566	582	693	427	122	189	1,320	266	369
	* Index Total	9,672	2,022	2,043	716	121	115	195	34	40	733	59	82
	Traffic Crime	1,360	576	1,360	152	90	152	12	9	12	59	32	59
	Fish and Game Laws	14	11	14	3	2	3				2	2	2
	Marine Violations	16	15	16				2	2	2			

Population 2001	Clackamas County - O.L.C.C.			Clackamas County - O.S.P.			Clackamas County Totals 345,150		
	Offenses	Arrests	Cleared	Offenses	Arrests	Cleared*	Offenses	Arrests	Cleared
CRIME AGAINST PERSON									
Willful Murder*							2	10	1
Neg. Homicide									1
Forcible Rape*				1			115	33	33
Other Sex Crimes				12	5		511	131	232
Kidnapping							52	6	25
Robbery*				1			176	83	72
Aggravated Assault*				12		9	278	172	172
Simple Assault				24	15		1,557	1,465	1,540
2001 TOTAL				50	29		2,691	1,900	2,076
2000 TOTAL				57	26		2,989	1,483	2,214
CRIME AGAINST PROPERTY									
Burglary*				3			2,628	268	270
Larceny*				33	21		12,261	2,183	2,523
Motor Vehicle Theft*				43	11		1,552	249	160
Arson*				20	11		95	21	17
Forgery/Counterfeit				10	12		1,413	279	451
Fraud				5	3		2,076	107	445
Embezzlement							9	1	1
Stolen Property				1	1		96	32	57
Vandalism				11	14		3,612	286	483
2001 TOTAL				126	73		23,742	3,426	4,407
2000 TOTAL				116	45		22,219	2,657	4,793
BEHAVIORAL CRIMES									
Weapon Laws				17	19		163	141	170
Prostitution							1		1
Drug Laws				211	266		1,109	1,261	897
Gambling					1			1	
Crimes Against Family				36	31		143	62	83
D.U.I.I				431	431		3,324	2,920	2,893
Liquor Laws	36	8	36	113	154		377	924	725
Disorderly Conduct				11	7		226	175	264
All Other	1	1	1	60	55		2,763	1,325	2,031
Curfew				4	6		384	250	380
Runaway Juveniles				3	1		744	215	69
2001 TOTAL	37	9	37	886	971		9,234	7,274	7,513
2000 TOTAL	92	20	92	640	593		9,004	5,252	6,678
GRAND TOTAL	37	9	37	1,062	1,073		35,667	12,600	13,996
* Index Total				113	52		17,107	3,019	3,248
Traffic Crime				220	220		2,439	1,276	2,219
Fish and Game Laws				423	423		444	440	21
Marine Violations				32	32		50	49	18

*Not available

Population 2001	Clatsop County Sheriff 13,270			Astoria PD 9,790			Cannon Beach PD 1,600		
	Offenses	Arrests	Cleared	Offenses	Arrests	Cleared	Offenses	Arrests	Cleared
CRIME AGAINST PERSON									
Willful Murder*									
Neg. Homicide									
Forcible Rape*	2	1	1	2		1			
Other Sex Crimes	19	10	8	25	6	8			
Kidnapping				1	1	1			
Robbery*	1	3		4		1			
Aggravated Assault*	10	7	5	26	14	21			
Simple Assault	58	29	29	97	38	61	6	5	6
2001 TOTAL	90	50	43	155	59	93	6	5	6
2000 TOTAL	78	45	38	209	77	114	5	3	3
CRIME AGAINST PROPERTY									
Burglary*	86	14	4	102	16	20	10		
Larceny*	154	12	2	335	37	66	56	3	6
Motor Vehicle Theft*	20	7	5	28	5	10	1		
Arson*	2			3					
Forgery/Counterfeit	21	3	4	45	5	19			
Fraud	15	1		58	2	19	9	1	3
Embezzlement				1					
Stolen Property	3	2	2	2	1	1			
Vandalism	76	4	5	267	7	27	53	5	3
2001 TOTAL	377	43	22	841	73	162	129	9	12
2000 TOTAL	345	57	39	935	110	175	123	14	31
BEHAVIORAL CRIMES									
Weapon Laws	5	3	2	11	10	10			
Prostitution									
Drug Laws	26	29	20	42	34	34	2	5	2
Gambling									
Crimes Against Family	11	3	2	7	2	5	1	1	1
D.U.I.	41	39	41	154	146	154	16	16	16
Liquor Laws	32	66	29	80	102	75	21	42	21
Disorderly Conduct	10	8	8	822	54	481	1	1	1
All Other	177	68	66	499	102	317	12	2	3
Curfew	3	2	3	25	24	25			
Runaway Juveniles	32	9	16	50	7	37	3	2	2
2001 TOTAL	337	227	187	1,690	481	1,138	56	69	46
2000 TOTAL	306	247	198	1,582	524	649	51	55	41
GRAND TOTAL	804	320	252	2,686	613	1,393	191	83	64
* Index Total	275	44	17	500	72	119	67	3	6
Traffic Crime	96	85	96				8	5	8
Fish and Game Laws	13	13	13						
Marine Violations	47	47	47						

Population 2001	Clatsop County - O.L.C.C.			Clatsop County - O.S.P.			Clatsop County Totals 35,850		
	Offenses	Arrests	Cleared	Offenses	Arrests	Cleared*	Offenses	Arrests	Cleared
CRIME AGAINST PERSON									
Willful Murder*							1	1	1
Neg. Homicide									
Forcible Rape*				2			15	3	5
Other Sex Crimes				5	2		77	29	27
Kidnapping							3	2	3
Robbery*							8	7	4
Aggravated Assault*				5	1		53	35	35
Simple Assault				18	15		299	164	177
2001 TOTAL				30	18		456	241	252
2000 TOTAL				28	17		511	244	264
CRIME AGAINST PROPERTY									
Burglary*							350	47	46
Larceny*				11	23		1,111	166	161
Motor Vehicle Theft*							74	21	20
Arson*				21	20		31	21	1
Forgery/Counterfeit				1	4		119	27	37
Fraud				1			128	17	33
Embezzlement							3		
Stolen Property							8	5	6
Vandalism				4			647	44	56
2001 TOTAL				38	47		2,471	348	360
2000 TOTAL				46	17		2,646	367	413
BEHAVIORAL CRIMES									
Weapon Laws				2	2		27	25	19
Prostitution									
Drug Laws				85	114		228	251	123
Gambling									
Crimes Against Family				8	6		28	12	8
D.U.I.I				154	154		510	493	356
Liquor Laws	13	2	13	115	168		419	599	293
Disorderly Conduct				8	9		919	142	551
All Other	3	2	3	56	41		1,014	414	563
Curfew							82	65	82
Runaway Juveniles							138	48	88
2001 TOTAL	16	4	16	428	494		3,365	2,049	2,083
2000 TOTAL	60	38	60	634	612		3,466	2,227	1,615
GRAND TOTAL	16	4	16	496	559		6,292	2,638	2,695
* Index Total				39	44		1,643	301	273
Traffic Crime				73	73		289	240	216
Fish and Game Laws				701	701		714	714	13
Marine Violations				59	59		106	106	47

*Not available

Population 2001	Columbia County Sheriff 21,700			Clatskanie PD 1,530			Columbia City PD 1,620		
	Offenses	Arrests	Cleared	Offenses	Arrests	Cleared	Offenses	Arrests	Cleared
CRIME AGAINST PERSON									
Willful Murder*	1	1	1						
Neg. Homicide									
Forcible Rape*	6		4						
Other Sex Crimes	39		12						
Kidnapping									
Robbery*	1								
Aggravated Assault*									
Simple Assault	133	44	82	10	9	9	2	1	2
2001 TOTAL	180	45	99	10	9	9	2	1	2
2000 TOTAL	188	78	124	21	20	20	1		1
CRIME AGAINST PROPERTY									
Burglary*	165	16	28	10	4	4	2		
Larceny*	240	9	30	23	9	12	21		1
Motor Vehicle Theft*	67	7	25	5	6	4			
Arson*	2								
Forgery/Counterfeit	4		1	3	3	1			
Fraud	50	9	30				2		
Embezzlement									
Stolen Property									
Vandalism	122		8	4			21	2	2
2001 TOTAL	650	41	122	45	22	21	46	2	3
2000 TOTAL	515	15	78	56	28	25	37		1
BEHAVIORAL CRIMES									
Weapon Laws	9	3	6	2	2	2			
Prostitution									
Drug Laws	18	9	15	24	18	24			
Gambling									
Crimes Against Family	18	1	8						
D.U.I.	68	63	68	45	45	45	3	3	3
Liquor Laws	34	75	33	24	24	24		3	
Disorderly Conduct	321	43	155	38	32	36			
All Other	91	26	45	124	60	123	14	2	2
Curfew				2	2	2			
Runaway Juveniles	72	5	58	3	3	3			
2001 TOTAL	631	225	388	262	186	259	17	8	5
2000 TOTAL	562	220	355	270	211	262	12	9	6
GRAND TOTAL	1,461	311	609	317	217	289	65	11	10
* Index Total	482	33	88	38	19	20	23		1
Traffic Crime	27	22	27	21	14	21	1	1	1
Fish and Game Laws	8	6	8						
Marine Violations	84	66	84						

Population 2001	Vernonia PD 2,220			Columbia County - O.L.C.C.			Columbia County - O.S.P.			Columbia County Totals 44,300		
	Offenses	Arrests	Cleared	Offenses	Arrests	Cleared	Offenses	Arrests	Cleared*	Offenses	Arrests	Cleared
CRIME AGAINST PERSON												
Willful Murder*										1	1	1
Neg. Homicide												
Forcible Rape*										10		4
Other Sex Crimes	3	1	1				1	1		65	10	19
Kidnapping										1		
Robbery*										6	1	2
Aggravated Assault*										6	8	3
Simple Assault	14	13	11				11	10		314	226	215
2001 TOTAL	17	14	12				14	13		403	246	244
2000 TOTAL	38	27	26				16	5		435	259	293
CRIME AGAINST PROPERTY												
Burglary*	18						1			284	51	47
Larceny*	62	21	13				2	3		805	173	172
Motor Vehicle Theft*	2	1					1			103	24	37
Arson*	1	1	1				2	5		17	14	9
Forgery/Counterfeit	1						1	3		82	16	18
Fraud	3	1	1				1	2		156	37	79
Embezzlement												
Stolen Property										1	5	1
Vandalism	39	12	6				1	1		474	59	62
2001 TOTAL	126	36	21				9	14		1,922	379	425
2000 TOTAL	138	39	24				21	3		1,724	293	339
BEHAVIORAL CRIMES												
Weapon Laws	1	1	1				7	6		29	17	16
Prostitution												
Drug Laws	4	3	4				37	46		221	202	169
Gambling												
Crimes Against Family		2					6	8		48	18	20
D.U.I.	9	8	9				73	73		359	343	286
Liquor Laws	12	15	12	22	5	22	21	42		325	342	296
Disorderly Conduct	9	9	7				2	2		451	154	269
All Other	58	44	24	1		1	27	35		963	445	712
Curfew							3	6		71	53	68
Runaway Juveniles	11	10	9							141	30	94
2001 TOTAL	104	92	66	23	5	23	176	218		2,608	1,604	1,930
2000 TOTAL	132	99	97	35	9	35	207	181		2,290	1,447	1,706
GRAND TOTAL	247	142	99	23	5	23	199	245		4,933	2,229	2,599
* Index Total	83	23	14				8	10		1,232	272	275
Traffic Crime	11	6	11				27	27		335	254	308
Fish and Game Laws	4	4	4				176	176		188	186	12
Marine Violations							4	4		88	70	84

*Not available

Population 2001	Coos County Sheriff** 28,580			Bandon PD** 2,880			Coos Bay PD 15,470		
	Offenses	Arrests	Cleared	Offenses	Arrests	Cleared	Offenses	Arrests	Cleared
CRIME AGAINST PERSON									
Willful Murder*	1								
Neg. Homicide							1	1	
Forcible Rape*	3	2	1				7	4	2
Other Sex Crimes	42	7	5				26	7	5
Kidnapping		2							
Robbery*							7	4	3
Aggravated Assault*	8	9	7				15	10	8
Simple Assault	138	68	60				196	148	137
2001 TOTAL	192	88	73				252	174	155
2000 TOTAL	40	12	13	26	18	19	238	186	160
CRIME AGAINST PROPERTY									
Burglary*	176	5	7				160	31	14
Larceny*	289	14	8				687	178	159
Motor Vehicle Theft*	44	1	3				42	16	15
Arson*	1						5	1	1
Forgery/Counterfeit	10		1				48	9	11
Fraud	43	2	1				77	13	25
Embezzlement									
Stolen Property	1	2							
Vandalism	208	12	10				283	43	49
2001 TOTAL	772	36	30				1,302	291	274
2000 TOTAL	149	19	9	140	31	32	1,298	287	237
BEHAVIORAL CRIMES									
Weapon Laws	2	4					12	10	10
Prostitution	1								
Drug Laws	11	20	7				100	127	93
Gambling									
Crimes Against Family	67	3	13				20	2	4
D.U.I.	50	48	50				136	117	136
Liquor Laws	51	68	26				107	230	105
Disorderly Conduct	354	14	33				56	35	42
All Other	834	55	40				370	171	163
Curfew							23	11	23
Runaway Juveniles	67		1				80	44	65
2001 TOTAL	1,437	212	170				904	747	641
2000 TOTAL	304	54	42	139	103	123	862	829	663
GRAND TOTAL	2,401	336	273				2,458	1,212	1,070
* Index Total	522	31	26				923	244	202
Traffic Crime	35	20	35				80	36	80
Fish and Game Laws	3	3	3						
Marine Violations	3	3	3						

**Incomplete data for 2000 & 2001

**Did not report for 2001

Population 2001	Coos County - O.L.C.C.			Coos County - O.S.P.			Coos County Totals 62,950		
	Offenses	Arrests	Cleared	Offenses	Arrests	Cleared*	Offenses	Arrests	Cleared
CRIME AGAINST PERSON									
Willful Murder*							3	1	2
Neg. Homicide							1	1	
Forcible Rape*				1			11	6	3
Other Sex Crimes				5	1		86	17	10
Kidnapping				1	1		2	4	
Robbery*							9	4	3
Aggravated Assault*				1	1		24	21	15
Simple Assault				18	11		505	332	281
2001 TOTAL				26	14		641	386	314
2000 TOTAL				30	11		537	367	269
CRIME AGAINST PROPERTY									
Burglary*				1	1		470	57	28
Larceny*				7	5		1,384	264	219
Motor Vehicle Theft*				1	1		115	21	20
Arson*				2	1		17	5	2
Forgery/Counterfeit							82	15	14
Fraud					1		199	19	29
Embezzlement							1		
Stolen Property							1	2	
Vandalism				8	1		958	73	74
2001 TOTAL				19	10		3,227	456	386
2000 TOTAL				19	7		2,701	521	359
BEHAVIORAL CRIMES									
Weapon Laws				15	17		32	34	10
Prostitution							1		
Drug Laws				112	100		255	354	124
Gambling									
Crimes Against Family				9	12		111	19	19
D.U.I.				167	167		477	451	310
Liquor Laws	24	10	24	47	23		274	478	191
Disorderly Conduct	1		1	7	6		881	66	97
All Other				51	48		1,864	417	281
Curfew							39	20	39
Runaway Juveniles				2			225	60	70
2001 TOTAL	25	10	25	410	373		4,159	1,899	1,141
2000 TOTAL	25	20	25	339	262		3,202	1,967	1,206
GRAND TOTAL	25	10	25	455	397		8,027	2,741	1,841
* Index Total				13	9		2,033	379	292
Traffic Crime				99	99		259	180	160
Fish and Game Laws				262	262		265	265	3
Marine Violations				4	4		7	7	3

*Not available

Population 2001	Crook County - O.S.P.			Crook County Totals 19,850		
	Offenses	Arrests	Cleared*	Offenses	Arrests	Cleared
CRIME AGAINST PERSON						
Willful Murder*						
Neg. Homicide				5		
Forcible Rape*				41	15	14
Other Sex Crimes	1			1		2
Kidnapping					1	
Robbery*				81	67	50
Aggravated Assault*	4	1		90	72	59
Simple Assault	14	12				
2001 TOTAL	19	13		218	155	125
2000 TOTAL	11	5		209	140	114
CRIME AGAINST PROPERTY						
Burglary*	1			141	32	25
Larceny*	3	2		468	71	71
Motor Vehicle Theft*	1			37	4	9
Arson*				12	5	4
Forgery/Counterfeit				33	5	11
Fraud				40	7	9
Embezzlement						
Stolen Property	2	3		4	4	1
Vandalism				296	37	68
2001 TOTAL	7	5		1,031	165	198
2000 TOTAL	17	8		848	190	152
BEHAVIORAL CRIMES						
Weapon Laws	2	1		18	23	14
Prostitution				1		1
Drug Laws	18	16		124	73	72
Gambling						
Crimes Against Family	2	3		19	12	11
D.U.I.I	32	32		210	192	178
Liquor Laws	9	11		150	282	133
Disorderly Conduct	5	1		194	77	111
All Other	14	11		667	211	291
Curfew	1	1		92	68	91
Runaway Juveniles				83	15	61
2001 TOTAL	83	76		1,558	953	963
2000 TOTAL	74	64		1,367	849	793
GRAND TOTAL	109	94		2,807	1,273	1,286
* Index Total	9	3		744	180	159
Traffic Crime	42	42		177	127	135
Fish and Game Laws	54	54		58	55	4
Marine Violations						

*Not available

Population 2001	Curry County - O.L.C.C.			Curry County - O.S.P.			Curry County Totals 21,550		
	Offenses	Arrests	Cleared	Offenses	Arrests	Cleared*	Offenses	Arrests	Cleared
CRIME AGAINST PERSON									
Willful Murder*							3		
Neg. Homicide									
Forcible Rape*							3	3	1
Other Sex Crimes				3			28	18	16
Kidnapping				1	1		2	1	
Robbery*							1	3	1
Aggravated Assault*				1	1		13	9	6
Simple Assault				14	10		135	98	55
2001 TOTAL				19	12		185	132	79
2000 TOTAL				23	11		209	137	105
CRIME AGAINST PROPERTY									
Burglary*				2	2		78	17	8
Larceny*				6	5		279	84	49
Motor Vehicle Theft*				2	2		19	14	5
Arson*							1		1
Forgery/Counterfeit				3	4		24	8	2
Fraud							32	2	6
Embezzlement									
Stolen Property				1	2		1	2	
Vandalism				6	6		142	33	11
2001 TOTAL				20	21		576	160	82
2000 TOTAL				31	19		615	193	125
BEHAVIORAL CRIMES									
Weapon Laws				10	12		13	17	1
Prostitution							2	1	1
Drug Laws				90	93		122	167	21
Gambling									
Crimes Against Family				16	15		29	19	3
D.U.I.				123	123		227	216	104
Liquor Laws	9	9	9	10	12		33	95	20
Disorderly Conduct				5	4		26	18	11
All Other				24	24		150	87	41
Curfew							5	2	5
Runaway Juveniles							10	9	3
2001 TOTAL	9	9	9	278	283		617	631	210
2000 TOTAL	9	1	9	326	303		704	708	213
GRAND TOTAL	9	9	9	317	316		1,378	923	371
* Index Total				11	10		397	130	71
Traffic Crime				74	74		126	115	52
Fish and Game Laws				158	158		158	158	
Marine Violations				1	1		1	1	

*Not available

Population 2001	Deschutes County Sheriff 52,010			Bend PD 55,080			Black Butte PD**			Redmond PD 14,960		
	Offenses	Arrests	Cleared	Offenses	Arrests	Cleared	Offenses	Arrests	Cleared	Offenses	Arrests	Cleared
CRIME AGAINST PERSON												
Willful Murder*	2	5	1	1	2	1						
Neg. Homicide												
Forcible Rape*	6			13	3	10				7	2	6
Other Sex Crimes	36	12	12	72	26	34				35	8	24
Kidnapping	3	4	2	10	4	8				8	5	7
Robbery*	2	1	1	36	26	19				9	8	5
Aggravated Assault*	11	11	10	114	80	91				4	2	2
Simple Assault	311	238	222	364	278	289	1	1	1	106	85	87
2001 TOTAL	371	271	248	610	419	452	1	1	1	169	110	131
2000 TOTAL	386	277	263	629	449	477				191	116	149
CRIME AGAINST PROPERTY												
Burglary*	233	24	18	553	76	117	2			181	37	40
Larceny*	734	115	84	2,714	506	607	9	3	1	998	184	244
Motor Vehicle Theft*	43	7	6	171	46	54				128	23	36
Arson*	3	2	1	29	19	15				9	9	6
Forgery/Counterfeit	8	6	2	141	42	64				93	10	33
Fraud	15	1	1	285	48	95				58	5	32
Embezzlement	1			1	1	2						
Stolen Property	3	3	3	12	22	10						
Vandalism	302	35	34	1,041	110	166	4		2	480	34	65
2001 TOTAL	1,342	193	149	4,947	870	1,130	15	3	3	1,947	302	456
2000 TOTAL	1,223	167	143	4,166	994	1,058	12	3	1	1,676	316	400
BEHAVIORAL CRIMES												
Weapon Laws	32	15	23	55	40	54				31	19	29
Prostitution												
Drug Laws	268	194	195	335	284	301	3	2	3	111	68	91
Gambling												
Crimes Against Family	13	2	6	21	14	17				9	3	4
D.U.I.	296	285	296	364	334	364	2	2	2	125	122	125
Liquor Laws	83	167	81	260	347	256	3	6	3	61	70	60
Disorderly Conduct	266	133	116	376	217	282				40	35	38
All Other	1,185	793	780	716	398	482	8	4	4	430	173	275
Curfew	1	1	1	32	18	32				18	12	18
Runaway Juveniles	95	67	71							29	23	26
2001 TOTAL	2,239	1,657	1,569	2,159	1,652	1,788	16	14	12	854	525	666
2000 TOTAL	2,108	1,472	1,426	2,183	1,840	1,817	21	24	14	784	517	603
GRAND TOTAL	3,952	2,121	1,966	7,716	2,941	3,370	32	18	16	2,970	937	1,253
* Index Total	1,034	165	121	3,631	758	914	11	3	1	1,336	265	339
Traffic Crime	184	145	184	253	136	253				89	53	89
Fish and Game Laws	2		2									
Marine Violations												

**Nine months reported for 2000

Population 2001	Sunriver PD**			Deschutes County - O.L.C.C.			Deschutes County - O.S.P.			Deschutes County Totals 122,050		
	Offenses	Arrests	Cleared	Offenses	Arrests	Cleared	Offenses	Arrests	Cleared*	Offenses	Arrests	Cleared
CRIME AGAINST PERSON												
Willful Murder*										3	7	2
Neg. Homicide												
Forcible Rape*							3	1		29	6	16
Other Sex Crimes	1	2	1				9	3		153	51	71
Kidnapping	1		1							22	13	18
Robbery*										47	35	25
Aggravated Assault*	1						1	2		131	95	103
Simple Assault	7	6	6				10	9		799	617	605
2001 TOTAL	10	8	8				23	15		1,184	824	840
2000 TOTAL	5	6	3				41	18		1,252	866	892
CRIME AGAINST PROPERTY												
Burglary*	19	7	2				1	3		989	147	177
Larceny*	89	4	6				12	5		4,556	817	942
Motor Vehicle Theft*	4	6	2				3	2		349	84	98
Arson*							11	12		52	42	22
Forgery/Counterfeit	3						7	2		252	60	99
Fraud	4						5	3		367	57	128
Embezzlement										2	1	2
Stolen Property	1						4	3		20	28	13
Vandalism	36	1	3				1			1,864	180	270
2001 TOTAL	156	18	13				44	30		8,451	1,416	1,751
2000 TOTAL	134	8	3				45	19		7,256	1,507	1,605
BEHAVIORAL CRIMES												
Weapon Laws							16	12		134	86	106
Prostitution												
Drug Laws	5	8	5				86	92		808	648	595
Gambling												
Crimes Against Family							16	10		59	29	27
D.U.I.	26	25	26				164	164		977	932	813
Liquor Laws	15	28	14	45	15	45	28	33		495	666	459
Disorderly Conduct	2	1	1	1		1	5	8		690	394	438
All Other	19	5	8	2		2	30	23		2,390	1,396	1,551
Curfew										51	31	51
Runaway Juveniles										124	90	97
2001 TOTAL	67	67	54	48	15	48	345	342		5,728	4,272	4,137
2000 TOTAL	53	45	49	85	42	85	308	284		5,542	4,224	3,994
GRAND TOTAL	233	93	75	48	15	48	412	387		15,363	6,512	6,728
* Index Total	113	17	10				31	25		6,156	1,233	1,385
Traffic Crime	5	3	5				163	163		694	500	531
Fish and Game Laws							245	245		247	245	2
Marine Violations							20	20		20	20	

**Began reporting June 2000

*Not available

Population 2001	Douglas County Sheriff 60,490			Myrtle Creek PD 3,410			Oakland PD** 950			Reedsport PD 4,370		
	Offenses	Arrests	Cleared	Offenses	Arrests	Cleared	Offenses	Arrests	Cleared	Offenses	Arrests	Cleared
CRIME AGAINST PERSON												
Willful Murder*	1	1	1									
Neg. Homicide												
Forcible Rape*	16	7	10		1							
Other Sex Crimes	140	64	94	15	7	12				4	3	4
Kidnapping	9	2	7									
Robbery*	7	3	2	1						2	2	1
Aggravated Assault*	17	9	14	1	1	1				2	1	1
Simple Assault	337	271	298	47	37	41				17	15	14
2001 TOTAL	527	357	426	64	46	54				25	21	20
2000 TOTAL	501	348	410	47	34	31	8	3	4	41	37	31
CRIME AGAINST PROPERTY												
Burglary*	339	116	88	19	11	6	1			35	9	7
Larceny*	732	167	169	109	32	29				162	49	38
Motor Vehicle Theft*	128	34	46	14	4	3				6	2	2
Arson*	8	1	2	3	3	1	1			3		
Forgery/Counterfeit	33	14	19	9		5				4	2	3
Fraud	177	66	92	105	32	29	2			5	1	1
Embezzlement	1	1	1									
Stolen Property	9	10	9									
Vandalism	458	128	167	85	19	19	4		1	77	10	2
2001 TOTAL	1,885	537	593	344	101	92	8		1	292	73	53
2000 TOTAL	1,816	583	652	284	100	127	41	6	3	281	50	43
BEHAVIORAL CRIMES												
Weapon Laws	52	33	45	8	4	7				1	2	1
Prostitution												
Drug Laws	435	422	390	43	28	40				16	16	12
Gambling												
Crimes Against Family	19	7	13	6	7	5				1	2	1
D.U.I.	395	382	391	40	34	40				8	7	8
Liquor Laws	347	539	345	44	56	44				28	42	28
Disorderly Conduct	111	95	102	15	11	14				25	18	10
All Other	605	416	493	72	43	63	4	1	2	54	43	42
Curfew	42	48	42	14	8	14				17	5	17
Runaway Juveniles	251	44	155	12	3	7					1	
2001 TOTAL	2,257	1,986	1,976	254	194	234	4	1	2	150	136	119
2000 TOTAL	2,102	1,908	1,861	151	152	116	52	24	23	164	144	122
GRAND TOTAL	4,669	2,880	2,995	662	341	380	12	1	3	467	230	192
* Index Total	1,248	338	332	147	52	40	2			210	63	49
Traffic Crime	231	144	220	17	9	17				10	7	10
Fish and Game Laws	4	4	4									
Marine Violations	4	4	4									

**Stopped reporting separately 05/01

Population 2001	Roseburg PD 20,200			Sutherlin PD 6,990			Winston PD 4,790		
	Offenses	Arrests	Cleared*	Offenses	Arrests	Cleared	Offenses	Arrests	Cleared
CRIME AGAINST PERSON									
Willful Murder*	1		1						
Neg. Homicide									
Forcible Rape*	1			1	1	1	2	1	1
Other Sex Crimes	37	25	4	2	3	3	4	1	1
Kidnapping	5	1							
Robbery*	10	2		4	2				
Aggravated Assault*	7	4	6	5	5	5	28	22	22
Simple Assault	225	181	56	43	38	39	31	30	28
2001 TOTAL	286	213	67	55	49	48	65	54	52
2000 TOTAL	312	205		69	65	59	31	51	19
CRIME AGAINST PROPERTY									
Burglary*	159	75	13	28	6	7	28	6	5
Larceny*	1,124	419	126	100	22	24	112	39	33
Motor Vehicle Theft*	70	23	10	12	12	6	24	2	11
Arson*	21	8	1	4	3		1		
Forgery/Counterfeit	82	29	6	13	4	4	2	1	
Fraud	135	28	19	20	4	8	10	3	5
Embezzlement	2	1							
Stolen Property	21				1		1	3	1
Vandalism	614	184	32	77	16	17	61	19	17
2001 TOTAL	2,228	767	207	254	68	66	239	73	72
2000 TOTAL	2,242	649		257	87	89	209	82	41
BEHAVIORAL CRIMES									
Weapon Laws	38	36	13	3	4	3	7	7	6
Prostitution	1						1		1
Drug Laws	373	462	103	49	47	47	37	44	36
Gambling									
Crimes Against Family	18	9	1	5	7	4	6	6	5
D.U.I.	176	142	59	58	49	58	55	46	55
Liquor Laws	245	288	60	23	35	23	80	113	80
Disorderly Conduct	180	159	70	41	57	40	12	16	12
All Other	723	716	108	39	42	35	87	74	69
Curfew	55	63	11	26	24	26	42	28	42
Runaway Juveniles	124	9	18	12	10	12	23	6	17
2001 TOTAL	1,933	1,884	443	256	275	248	350	340	323
2000 TOTAL	2,016	2,057		296	340	291	201	301	167
GRAND TOTAL	4,447	2,864	717	565	392	362	654	467	447
* Index Total	1,393	531	157	154	51	43	195	70	72
Traffic Crime	262	212	80	56	30	56	32	16	32
Fish and Game Laws	1		1						
Marine Violations									

**Not available for 2000

Population 2001	Douglas County - O.L.C.C.			Douglas County - O.S.P.			Douglas County Totals 101,200		
	Offenses	Arrests	Cleared	Offenses	Arrests	Cleared*	Offenses	Arrests	Cleared
CRIME AGAINST PERSON									
Willful Murder*							2	1	2
Neg. Homicide				1			1		
Forcible Rape*				6			26	10	12
Other Sex Crimes				6			208	103	118
Kidnapping				2	1		16	4	7
Robbery*				2			26	9	3
Aggravated Assault*				3	1		63	43	49
Simple Assault				19	15		719	587	476
2001 TOTAL				39	17		1,061	757	667
2000 TOTAL				31	20		1,040	763	554
CRIME AGAINST PROPERTY									
Burglary*				5			614	223	126
Larceny*				21	7		2,360	735	419
Motor Vehicle Theft*				12	6		266	83	78
Arson*				27	19		68	34	4
Forgery/Counterfeit				4			147	50	37
Fraud				2			456	134	154
Embezzlement							3	2	1
Stolen Property				3	1		34	15	10
Vandalism				6	2		1,382	378	255
2001 TOTAL				80	35		5,330	1,654	1,084
2000 TOTAL				66	27		5,196	1,584	955
BEHAVIORAL CRIMES									
Weapon Laws				21	22		130	108	75
Prostitution							2		1
Drug Laws				164	172		1,117	1,191	628
Gambling									
Crimes Against Family				19	11		74	49	29
D.U.I.				281	281		1,013	941	611
Liquor Laws	21	10	21	42	57		830	1,140	601
Disorderly Conduct				6	5		390	361	248
All Other	3	4	3	56	45		1,643	1,384	815
Curfew							196	176	152
Runaway Juveniles							422	73	209
2001 TOTAL	24	14	24	589	593		5,817	5,423	3,369
2000 TOTAL	22	5	22	580	513		5,584	5,444	2,602
GRAND TOTAL	24	14	24	708	645		12,208	7,834	5,120
* Index Total				76	33		3,425	1,138	693
Traffic Crime				146	146		754	564	415
Fish and Game Laws				329	329		334	333	5
Marine Violations				14	14		18	18	4

*Not available

Population 2001	Gilliam County Sheriff 1,140			Condon PD** 760			Gilliam County - O.L.C.C.		
	Offenses	Arrests	Cleared	Offenses	Arrests	Cleared	Offenses	Arrests	Cleared
CRIME AGAINST PERSON									
Willful Murder*									
Neg. Homicide									
Forcible Rape*									
Other Sex Crimes	4	1	4						
Kidnapping									
Robbery*									
Aggravated Assault*				1					
Simple Assault	5	4	5	2	1				
2001 TOTAL	9	5	9	3	1				
2000 TOTAL	6	3	4	2	1	2			
CRIME AGAINST PROPERTY									
Burglary*	7	2	2	2	1	1			
Larceny*	5	2	1	1					
Motor Vehicle Theft*									
Arson*									
Forgery/Counterfeit									
Fraud	1								
Embezzlement									
Stolen Property				1		1			
Vandalism	6		1	2					
2001 TOTAL	19	4	4	6	1	2			
2000 TOTAL	34	6	9	1					
BEHAVIORAL CRIMES									
Weapon Laws	7	5	7	1	1				
Prostitution									
Drug Laws	28	19	25	2					
Gambling									
Crimes Against Family				6	2	1			
D.U.I.I	10	10	10						
Liquor Laws	8	10	8	3	2	1			
Disorderly Conduct				3					
All Other	16	8	14	28		2			
Curfew									
Runaway Juveniles	2	1	1	1	1				
2001 TOTAL	71	53	65	44	6	4			
2000 TOTAL	59	47	50	1	1	1			
GRAND TOTAL	99	62	78	53	8	6			
* Index Total	12	4	3	4	1	1			
Traffic Crime	11	9	11						
Fish and Game Laws									
Marine Violations									

**One month reported for 2000

Population 2001	Gilliam County - O.S.P.			Gilliam County Totals 1,900		
	Offenses	Arrests	Cleared*	Offenses	Arrests	Cleared
CRIME AGAINST PERSON						
Willful Murder*						
Neg. Homicide						
Forcible Rape*	1			1		
Other Sex Crimes				4	1	4
Kidnapping						
Robbery*						
Aggravated Assault*				1		
Simple Assault	2			9	5	5
2001 TOTAL	3			15	6	9
2000 TOTAL	6	1		14	5	6
CRIME AGAINST PROPERTY						
Burglary*	1			10	3	3
Larceny*	1			7	2	1
Motor Vehicle Theft*						
Arson*	2	2		2	2	
Forgery/Counterfeit						
Fraud	1			2		
Embezzlement						
Stolen Property				1		1
Vandalism	3	1		11	1	1
2001 TOTAL	8	3		33	8	6
2000 TOTAL	10	8		45	14	9
BEHAVIORAL CRIMES						
Weapon Laws				8	6	7
Prostitution						
Drug Laws	16	19		46	38	25
Gambling						
Crimes Against Family				6	2	1
D.U.I.	15	15		25	25	10
Liquor Laws	4	2		15	14	9
Disorderly Conduct				3		
All Other	5	5		49	13	16
Curfew						
Runaway Juveniles				3	2	1
2001 TOTAL	40	41		155	100	69
2000 TOTAL	44	42		104	90	51
GRAND TOTAL	51	44		203	114	84
* Index Total	5	2		21	7	4
Traffic Crime	8	8		19	17	11
Fish and Game Laws	52	52		52	52	
Marine Violations	6	6		6	6	

*Not available

Population 2001	Grant County - O.L.C.C.			Grant County - O.S.P.			Grant County Totals 7,800		
	Offenses	Arrests	Cleared	Offenses	Arrests	Cleared*	Offenses	Arrests	Cleared
CRIME AGAINST PERSON									
Willful Murder*							1	1	1
Neg. Homicide							8	2	2
Forcible Rape*							2	3	
Other Sex Crimes				1					
Kidnapping				1	2				
Robbery*									
Aggravated Assault*				4	4		10	6	1
Simple Assault				6	7		43	31	11
2001 TOTAL				12	13		64	43	15
2000 TOTAL				16	9		58	54	30
CRIME AGAINST PROPERTY									
Burglary*				2			53	12	12
Larceny*				4			93	17	16
Motor Vehicle Theft*							1		1
Arson*				2			5	2	
Forgery/Counterfeit				3	3		6	3	
Fraud				1			28	3	2
Embezzlement									
Stolen Property							3		
Vandalism							60	1	7
2001 TOTAL				12	3		249	38	38
2000 TOTAL				15	4		197	45	50
BEHAVIORAL CRIMES									
Weapon Laws				2	2		4	2	1
Prostitution									
Drug Laws				11	13		37	28	10
Gambling									
Crimes Against Family				3	2		13	3	
D.U.I.				20	20		56	55	36
Liquor Laws				10	21		79	91	50
Disorderly Conduct							67	24	17
All Other				10	13		101	46	31
Curfew							18	13	18
Runaway Juveniles							7		1
2001 TOTAL	0	0	0	56	71		382	262	164
2000 TOTAL	0	0	0	79	65		187	180	81
GRAND TOTAL	0	0	0	80	87		695	343	217
* Index Total				12	4		163	38	31
Traffic Crime				2	2		25	17	23
Fish and Game Laws				45	45		45	45	
Marine Violations				2	2		2	2	

*Not available

Population 2001	Harney County Sheriff** 2,860			Burns PD 3,060			Hines PD 1,680		
	Offenses	Arrests	Cleared	Offenses	Arrests	Cleared	Offenses	Arrests	Cleared
CRIME AGAINST PERSON									
Willful Murder*		1		4	4	4			
Neg. Homicide									
Forcible Rape*				1					
Other Sex Crimes	1		1	1			1		
Kidnapping									
Robbery*		3		4			1		
Aggravated Assault*				6	1	3	4	4	
Simple Assault	5	6	3	42	28	25	1		
2001 TOTAL	6	10	4	58	33	32	7	4	
2000 TOTAL	4	4		58	24	14	7	6	
CRIME AGAINST PROPERTY									
Burglary*	7	4		22	1	3	13	6	
Larceny*	19	2	6	68	13	17	21	5	
Motor Vehicle Theft*	1		1	2	1	1	10	2	
Arson*	1			2			1		
Forgery/Counterfeit				4					
Fraud	1		1	15		2	4		
Embezzlement									
Stolen Property				1		1			
Vandalism	5		1	43	3	7	9		
2001 TOTAL	34	6	9	157	18	31	58	13	
2000 TOTAL	35	1	3	209	15	22	68	14	1
BEHAVIORAL CRIMES									
Weapon Laws		2		4	2	3		1	
Prostitution									
Drug Laws	15	9	12	11	9	8	5	8	
Gambling									
Crimes Against Family	2	1	1	1		1	3		
D.U.I.I	18	18	18	6	5	6	21	20	21
Liquor Laws	1	2	1	17	13	17	2	3	
Disorderly Conduct	1	2		5	2	3			1
All Other	19	19	15	134	21	86	38	13	
Curfew				4	3	4			
Runaway Juveniles				8	6	8	1	1	
2001 TOTAL	56	53	47	190	61	136	70	46	22
2000 TOTAL	53	57	37	59	55	40	55	50	35
GRAND TOTAL	96	69	60	405	112	199	135	63	22
* Index Total	28	10	7	109	20	28	50	17	
Traffic Crime	3	2	3	2	2	2	6	6	6
Fish and Game Laws									
Marine Violations									

**Seven months reported for 2000

Population 2001	Harney County - O.L.C.C.			Harney County - O.S.P.			Harney County Totals 7,600		
	Offenses	Arrests	Cleared	Offenses	Arrests	Cleared*	Offenses	Arrests	Cleared
CRIME AGAINST PERSON									
Willful Murder*							4	5	4
Neg. Homicide									
Forcible Rape*							1		
Other Sex Crimes				3	2		6	2	1
Kidnapping									
Robbery*							5	3	
Aggravated Assault*				2			12	5	3
Simple Assault				3	1		51	35	28
2001 TOTAL				8	3		79	50	36
2000 TOTAL				19	4		88	38	14
CRIME AGAINST PROPERTY									
Burglary*				2	1		44	12	3
Larceny*				1			109	20	23
Motor Vehicle Theft*				1	1		14	4	2
Arson*					2		4	2	
Forgery/Counterfeit							4		
Fraud							20		3
Embezzlement									
Stolen Property				1	1		2	1	1
Vandalism				1			58	3	8
2001 TOTAL				6	5		255	42	40
2000 TOTAL				10	8		322	38	26
BEHAVIORAL CRIMES									
Weapon Laws				1	1		5	6	3
Prostitution									
Drug Laws				4	5		35	31	20
Gambling									
Crimes Against Family				2	2		8	3	2
D.U.I.				13	13		58	56	45
Liquor Laws				2	6		22	24	18
Disorderly Conduct							6	4	4
All Other				4	3		195	56	101
Curfew							4	3	4
Runaway Juveniles							9	7	8
2001 TOTAL	0	0	0	26	30		342	190	205
2000 TOTAL	0	0	0	104	102		271	264	112
GRAND TOTAL	0	0	0	40	38		676	282	281
* Index Total				6	4		193	51	35
Traffic Crime				10	10		21	20	11
Fish and Game Laws				11	11		11	11	
Marine Violations				3	3		3	3	

*Not available

Population 2001	Hood River County - O.S.P.			Hood River County Totals 20,600		
	Offenses	Arrests	Cleared*	Offenses	Arrests	Cleared
CRIME AGAINST PERSON						
Willful Murder*				5		
Neg. Homicide				9	2	1
Forcible Rape*	2			3	2	2
Other Sex Crimes	4			4	5	2
Kidnapping				7	7	5
Robbery*				91	87	62
Aggravated Assault*	1	2				
Simple Assault	5	2				
2001 TOTAL	12	4		119	103	72
2000 TOTAL	11	4		172	109	98
CRIME AGAINST PROPERTY						
Burglary*				71	11	8
Larceny*	5	1		316	94	69
Motor Vehicle Theft*	3	2		22	12	4
Arson*	3			8	1	
Forgery/Counterfeit	1	1		28	11	8
Fraud	3			54	4	7
Embezzlement						
Stolen Property	1			2		1
Vandalism	2	2		121	23	14
2001 TOTAL	18	6		622	156	111
2000 TOTAL	21	9		859	127	109
BEHAVIORAL CRIMES						
Weapon Laws	1	2		14	10	11
Prostitution						
Drug Laws	58	74		138	139	71
Gambling						
Crimes Against Family	10	7		20	13	6
D.U.I.	71	71		320	313	249
Liquor Laws	21	36		86	144	49
Disorderly Conduct	1			55	39	29
All Other	13	12		136	121	68
Curfew	2	3		44	32	42
Runaway Juveniles				18	6	5
2001 TOTAL	177	205		831	817	530
2000 TOTAL	132	127		742	659	483
GRAND TOTAL	207	215		1,572	1,076	713
* Index Total	14	5		433	130	88
Traffic Crime	60	60		192	136	132
Fish and Game Laws	182	182		184	183	2
Marine Violations	14	14		14	14	

*Not available

Population 2001	Jackson County - O.L.C.C.			Jackson County - O.S.P.			Jackson County Totals 184,700		
	Offenses	Arrests	Cleared	Offenses	Arrests	Cleared*	Offenses	Arrests	Cleared
CRIME AGAINST PERSON									
Willful Murder*				2			4	1	1
Neg. Homicide							1	2	1
Forcible Rape*				5	4		46	21	22
Other Sex Crimes				50	21		320	84	106
Kidnapping				2	1		17	4	14
Robbery*				3	1		55	51	27
Aggravated Assault*				8	4		285	201	214
Simple Assault				30	21		1,244	898	941
2001 TOTAL				100	52		1,972	1,262	1,326
2000 TOTAL				130	51		2,128	1,301	1,392
CRIME AGAINST PROPERTY									
Burglary*				2			1,039	222	214
Larceny*				14	2		5,837	1,642	1,453
Motor Vehicle Theft*				6	9		386	92	95
Arson*				41	42		141	75	25
Forgery/Counterfeit				2			471	143	224
Fraud				3			1,044	153	304
Embezzlement							85	54	52
Stolen Property							23	52	19
Vandalism				8	4		2,973	458	478
2001 TOTAL				76	57		11,999	2,891	2,864
2000 TOTAL				80	42		12,972	2,811	2,980
BEHAVIORAL CRIMES									
Weapon Laws				15	16		211	171	178
Prostitution							9	11	7
Drug Laws				134	154		1,729	1,503	1,387
Gambling									
Crimes Against Family				30	25		156	65	53
D.U.I.				308	308		1,763	1,613	1,444
Liquor Laws	62	35	62	34	48		860	1,280	782
Disorderly Conduct				8	6		1,027	607	622
All Other	18	16	18	46	44		4,092	2,899	2,114
Curfew				1	2		641	315	620
Runaway Juveniles							602	8	57
2001 TOTAL	80	51	80	576	603		11,090	8,472	7,264
2000 TOTAL	42	15	42	610	571		11,668	7,240	6,609
GRAND TOTAL	80	51	80	752	712		25,061	12,625	11,454
* Index Total				81	62		7,793	2,305	2,051
Traffic Crime				210	210		1,074	700	859
Fish and Game Laws				391	391		408	408	17
Marine Violations				5	5		181	175	176

	Jefferson County Sheriff 13,400			Culver PD** 800			Madras PD 5,200		
	Offenses	Arrests	Cleared	Offenses	Arrests	Cleared	Offenses	Arrests	Cleared
Population	13,400			800			5,200		
2001									
CRIME AGAINST PERSON									
Willful Murder*									
Neg. Homicide									
Forcible Rape*	2		1				6	2	2
Other Sex Crimes	10	7	5	1		1	21	6	6
Kidnapping	3		2						
Robbery*	1	1					1		
Aggravated Assault*	60	29	36				1	1	1
Simple Assault	53	51	16	2	2	2	96	73	74
2001 TOTAL	129	88	60	3	2	3	125	82	83
2000 TOTAL	166	90	90	8	7	5	137	74	82
CRIME AGAINST PROPERTY									
Burglary*	70	14	10	1	3	1	65	11	7
Larceny*	155	41	31	3	1	1	198	76	69
Motor Vehicle Theft*	18	6	3	1			22	1	3
Arson*	6	4	3				1		
Forgery/Counterfeit	2	2	1	1			33	12	16
Fraud	10	1	2				60	13	34
Embezzlement							2	3	2
Stolen Property		3							
Vandalism	93	17	12	1			72	7	5
2001 TOTAL	354	88	62	7	4	2	453	123	136
2000 TOTAL	357	50	57	22	8	8	510	141	141
BEHAVIORAL CRIMES									
Weapon Laws	21	20	16				10	3	10
Prostitution	1		1						
Drug Laws	49	59	44				68	40	61
Gambling									
Crimes Against Family	10	2	4	1	1	1	16	8	6
D.U.I.	82	76	82	3	3	3	105	96	105
Liquor Laws	36	44	27	3			15	25	15
Disorderly Conduct	99	63	59				78	55	61
All Other	344	74	122	2	2	2	21	13	16
Curfew	5	1	5				9	4	9
Runaway Juveniles	38	17	19				34	25	27
2001 TOTAL	685	356	379	9	6	9	356	269	310
2000 TOTAL	600	413	350	18	18	16	450	320	386
GRAND TOTAL	1,168	532	501	19	12	14	934	474	529
* Index Total	312	95	84	5	4	2	294	91	82
Traffic Crime	56	26	56				115	71	115
Fish and Game Laws							4	2	4
Marine Violations	2	2	2						

**Incomplete data for 2000 & 2001

Population 2001	Jefferson County - O.L.C.C.			Jefferson County - O.S.P.			Jefferson County Totals 19,400		
	Offenses	Arrests	Cleared	Offenses	Arrests	Cleared*	Offenses	Arrests	Cleared
CRIME AGAINST PERSON									
Willful Murder*							8	2	3
Neg. Homicide							35	13	12
Forcible Rape*				3			3		2
Other Sex Crimes							2	1	
Kidnapping							67	35	37
Robbery*				6	5		157	133	92
Aggravated Assault*				6	7		272	184	146
Simple Assault				9	5		320	176	177
2001 TOTAL				15	12				
2000 TOTAL				9	5				
CRIME AGAINST PROPERTY									
Burglary*							136	28	18
Larceny*				8	1		364	119	101
Motor Vehicle Theft*				5	4		46	11	6
Arson*							7	4	3
Forgery/Counterfeit				3	1		39	15	17
Fraud							70	14	36
Embezzlement							2	3	2
Stolen Property								3	
Vandalism				3	1		169	25	17
2001 TOTAL				19	7		833	222	200
2000 TOTAL				22	7		911	206	206
BEHAVIORAL CRIMES									
Weapon Laws				2	2		33	25	26
Prostitution							1		1
Drug Laws				15	15		132	114	105
Gambling									
Crimes Against Family				6	4		33	15	11
D.U.I.I				41	41		231	216	190
Liquor Laws				8	7		62	76	45
Disorderly Conduct				2	4		179	122	120
All Other				6	4		373	93	140
Curfew							14	5	14
Runaway Juveniles							72	42	46
2001 TOTAL				80	77		1,130	708	698
2000 TOTAL				110	102		1,183	858	757
GRAND TOTAL				114	96		2,235	1,114	1,044
* Index Total				19	10		630	200	168
Traffic Crime				59	59		230	156	171
Fish and Game Laws				63	63		67	65	4
Marine Violations				10	10		12	12	2

*Not available

Population 2001	Josephine County Sheriff 53,180			Grants Pass PD 23,670			Josephine County - O.L.C.C.		
	Offenses	Arrests	Cleared	Offenses	Arrests	Cleared	Offenses	Arrests	Cleared
CRIME AGAINST PERSON									
Willful Murder*	1	1	1	1					
Neg. Homicide		2							
Forcible Rape*	9	6	6	1					
Other Sex Crimes	80	10	12	72	12	15			
Kidnapping	3	3	4	5	1	1			
Robbery*	9	3	3	30	13	12			
Aggravated Assault*	26	13	14	32	30	18			
Simple Assault	245	143	149	222	131	135			
2001 TOTAL	373	181	189	363	187	181			
2000 TOTAL	318	169	168	448	208	205			
CRIME AGAINST PROPERTY									
Burglary*	244	40	26	183	19	24			
Larceny*	547	43	45	1,242	233	231			
Motor Vehicle Theft*	101	23	22	87	8	9			
Arson*	5			4	1				
Forgery/Counterfeit	22	5	5	61	14	16			
Fraud	46		21	72	7	9			
Embezzlement									
Stolen Property	1	2		2	1	1			
Vandalism	380	26	23	675	33	42			
2001 TOTAL	1,346	139	142	2,326	316	332			
2000 TOTAL	1,342	143	162	2,773	476	449			
BEHAVIORAL CRIMES									
Weapon Laws	40	17	14	67	22	27			
Prostitution				2	2	1			
Drug Laws	285	128	112	496	195	257			
Gambling									
Crimes Against Family	8			34	1	1			
D.U.I.	276	251	276	315	278	315			
Liquor Laws	39	23	15	278	330	220	15	7	15
Disorderly Conduct	78	69	71	109	53	62			
All Other	530	208	214	624	208	229	3	3	3
Curfew	8	6	8	228	181	228			
Runaway Juveniles	215	28	144	254	69	173			
2001 TOTAL	1,479	730	854	2,407	1,339	1,513	18	10	18
2000 TOTAL	1,153	616	677	2,043	1,216	1,421	15		15
GRAND TOTAL	3,198	1,050	1,185	5,096	1,842	2,026	18	10	18
* Index Total	942	129	117	1,580	304	294			
Traffic Crime	168	114	168	176	101	176			
Fish and Game Laws									
Marine Violations	3	3	3						

Population 2001	Josephine County - O.S.P.			Josephine County Totals 76,850		
	Offenses	Arrests	Cleared*	Offenses	Arrests	Cleared
CRIME AGAINST PERSON						
Willful Murder*				2	1	1
Neg. Homicide					2	
Forcible Rape*	2			12	6	6
Other Sex Crimes	13	2		165	24	27
Kidnapping				8	4	5
Robbery*	1			40	16	15
Aggravated Assault*	5	3		63	46	32
Simple Assault	16	6		483	280	284
2001 TOTAL	37	11		773	379	370
2000 TOTAL	94	20		860	397	373
CRIME AGAINST PROPERTY						
Burglary*				427	59	50
Larceny*	8	10		1,797	286	276
Motor Vehicle Theft*	2	1		190	32	31
Arson*	11	7		20	8	
Forgery/Counterfeit	1	1		84	20	21
Fraud				118	7	30
Embezzlement						
Stolen Property	1			4	3	1
Vandalism	3	1		1,058	60	65
2001 TOTAL	26	20		3,698	475	474
2000 TOTAL	39	30		4,154	649	611
BEHAVIORAL CRIMES						
Weapon Laws	19	24		126	63	41
Prostitution				2	2	1
Drug Laws	87	105		868	428	369
Gambling						
Crimes Against Family	12	27		54	28	1
D.U.I.	183	183		774	712	591
Liquor Laws	15	16		347	376	250
Disorderly Conduct	4	3		191	125	133
All Other	21	18		1,178	437	446
Curfew	1			237	187	236
Runaway Juveniles		4		469	101	317
2001 TOTAL	342	380		4,246	2,459	2,385
2000 TOTAL	398	365		3,609	2,197	2,113
GRAND TOTAL	405	411		8,717	3,313	3,229
* Index Total	29	21		2,551	454	411
Traffic Crime	82	82		426	297	344
Fish and Game Laws	63	63		63	63	
Marine Violations	4	4		7	7	3

*Not available

Population 2001	Klamath County Sheriff 44,660			Klamath Falls PD 19,540			Klamath County - O.L.C.C.		
	Offenses	Arrests	Cleared	Offenses	Arrests	Cleared	Offenses	Arrests	Cleared
CRIME AGAINST PERSON									
Willful Murder*	1		1						
Neg. Homicide	2	1	1						
Forcible Rape*	5		1	6	2	3			
Other Sex Crimes	24	1	4	45	10	10			
Kidnapping	9	4	6	6	5	4			
Robbery*	8	4	4	18	14	11			
Aggravated Assault*	43	25	23	52	20	23			
Simple Assault	275	114	136	199	106	121			
2001 TOTAL	367	149	176	326	157	172			
2000 TOTAL	388	176	163	323	145	167			
CRIME AGAINST PROPERTY									
Burglary*	267	36	37	189	41	37			
Larceny*	532	47	39	529	247	191			
Motor Vehicle Theft*	69	14	15	62	11	12			
Arson*	8	3	1	8	4	2			
Forgery/Counterfeit	28	3	4	26	3	3			
Fraud	200		14	154	20	26			
Embezzlement				1					
Stolen Property	4		2	1	5	1			
Vandalism	337	12	24	123	41	45			
2001 TOTAL	1,445	115	136	1,093	372	317			
2000 TOTAL	1,543	171	142	974	353	326			
BEHAVIORAL CRIMES									
Weapon Laws	47	10	34	30	18	20			
Prostitution				1					
Drug Laws	123	73	92	185	99	99			
Gambling									
Crimes Against Family	15	1	3	17	6	8			
D.U.I.I	74	71	74	132	116	132			
Liquor Laws	18	39	14	15	18	13	17	5	17
Disorderly Conduct	169	63	61	292	128	132			
All Other	235	96	105	179	105	114	3	3	3
Curfew	4	3	4						
Runaway Juveniles	105	97	97						
2001 TOTAL	790	453	484	851	490	518	20	8	20
2000 TOTAL	641	453	365	818	530	555	3	3	3
GRAND TOTAL	2,602	717	796	2,270	1,019	1,007	20	8	20
* Index Total	933	129	121	864	339	279			
Traffic Crime	51	25	51	97	64	97			
Fish and Game Laws									
Marine Violations	5	5	5						

Population 2001	Klamath County - O.S.P.			Klamath County Totals 64,200		
	Offenses	Arrests	Cleared*	Offenses	Arrests	Cleared
CRIME AGAINST PERSON						
Willful Murder*				1		1
Neg. Homicide				2	1	1
Forcible Rape*	15	5		26	7	4
Other Sex Crimes	55	19		124	30	14
Kidnaping	2	2		17	11	10
Robbery*				26	18	15
Aggravated Assault*	41	7		136	52	46
Simple Assault	49	38		523	258	257
2001 TOTAL	162	71		855	377	348
2000 TOTAL	188	65		899	386	330
CRIME AGAINST PROPERTY						
Burglary*	18	6		474	83	74
Larceny*	19	13		1,080	307	230
Motor Vehicle Theft*	15	8		146	33	27
Arson*	20	14		36	21	3
Forgery/Counterfeit	2	1		56	7	7
Fraud	5	6		359	26	40
Embezzlement				1		
Stolen Property				5	5	3
Vandalism	10	11		470	64	69
2001 TOTAL	89	59		2,627	546	453
2000 TOTAL	84	54		2,601	578	468
BEHAVIORAL CRIMES						
Weapon Laws	21	20		98	48	54
Prostitution	1			2		
Drug Laws	146	181		454	353	191
Gambling	1			1		
Crimes Against Family	21	18		53	25	11
D.U.I.I	408	408		614	595	206
Liquor Laws	67	94		117	156	44
Disorderly Conduct	10	11		471	202	193
All Other	99	103		516	307	222
Curfew	2	4		6	7	4
Runaway Juveniles				105	97	97
2001 TOTAL	776	839		2,437	1,790	1,022
2000 TOTAL	866	789		2,328	1,775	923
GRAND TOTAL	1,027	969		5,919	2,713	1,823
* Index Total	128	53		1,925	521	400
Traffic Crime	182	182		330	271	148
Fish and Game Laws	162	162		162	162	
Marine Violations	13	13		18	18	5

*Not available

Population 2001	Lake County - O.S.P.			Lake County Totals 7,500		
	Offenses	Arrests	Cleared*	Offenses	Arrests	Cleared
CRIME AGAINST PERSON						
Willful Murder*						
Neg. Homicide						
Forcible Rape*	1	1		1	1	
Other Sex Crimes	2	1		12	3	3
Kidnaping				2	1	2
Robbery*				2		
Aggravated Assault*				13	8	10
Simple Assault	3	2		36	28	23
2001 TOTAL	6	4		66	41	38
2000 TOTAL	24	19		90	58	41
CRIME AGAINST PROPERTY						
Burglary*	1	1		53	14	18
Larceny*	8	4		94	24	20
Motor Vehicle Theft*	1	2		13	15	8
Arson*						
Forgery/Counterfeit				2	2	1
Fraud				6	2	3
Embezzlement				1		1
Stolen Property				1	1	1
Vandalism	1	3		65	11	13
2001 TOTAL	11	10		235	69	65
2000 TOTAL	7	4		217	54	51
BEHAVIORAL CRIMES						
Weapon Laws	4	8		15	13	10
Prostitution						
Drug Laws	5	11		27	20	14
Gambling						
Crimes Against Family	3	3		14	12	10
D.U.I.I	15	15		66	64	51
Liquor Laws	2	3		27	37	23
Disorderly Conduct				18	13	14
All Other	5	10		50	42	33
Curfew				5	4	5
Runaway Juveniles				7	3	6
2001 TOTAL	34	50		229	208	166
2000 TOTAL	33	29		254	201	168
GRAND TOTAL	51	64		530	318	269
* Index Total	11	8		176	62	56
Traffic Crime	10	10		48	32	38
Fish and Game Laws	72	72		72	72	
Marine Violations	11	11		11	11	

*Not available

Population 2001	Lane County - O.L.C.C.			Lane County - O.S.P.			Lane County Totals 325,900		
	Offenses	Arrests	Cleared	Offenses	Arrests	Cleared*	Offenses	Arrests	Cleared
CRIME AGAINST PERSON									
Willful Murder*				1			7	14	7
Neg. Homicide							3	3	3
Forcible Rape*				8	2		108	28	45
Other Sex Crimes				54	12		475	197	208
Kidnapping				4	2		63	13	33
Robbery*				1			292	195	134
Aggravated Assault*				24	18		598	447	395
Simple Assault				84	65		2,646	1,729	1,781
2001 TOTAL				176	99		4,192	2,626	2,606
2000 TOTAL				212	104		4,326	2,759	2,715
CRIME AGAINST PROPERTY									
Burglary*				24	6		2,776	566	412
Larceny*				98	36		12,331	3,072	2,619
Motor Vehicle Theft*				39	25		1,395	309	295
Arson*				48	46		220	80	27
Forgery/Counterfeit				8	8		2,260	399	903
Fraud				11	7		939	133	516
Embezzlement							5		3
Stolen Property				6	4		159	113	136
Vandalism				26	18		3,816	623	683
2001 TOTAL				260	150		23,901	5,295	5,594
2000 TOTAL				287	117		24,975	5,411	5,387
BEHAVIORAL CRIMES									
Weapon Laws				28	29		317	276	251
Prostitution					1		54	65	51
Drug Laws				262	311		2,984	3,244	2,509
Gambling					2		1	2	1
Crimes Against Family				34	32		232	110	131
D.U.I.I				670	670		2,180	2,003	1,510
Liquor Laws	72	55	72	66	98		2,067	2,932	1,989
Disorderly Conduct				22	17		1,150	760	892
All Other	64	64	64	241	190		4,862	3,344	3,119
Curfew							225	128	225
Runaway Juveniles				6	1		706	94	559
2001 TOTAL	136	119	136	1,329	1,351		14,778	12,958	11,237
2000 TOTAL	215	126	215	1,418	1,325		15,159	13,843	11,533
GRAND TOTAL	136	119	136	1,765	1,600		42,871	20,879	19,437
* Index Total				243	133		17,727	4,711	3,934
Traffic Crime				255	255		2,799	2,021	2,544
Fish and Game Laws				680	680		680	680	
Marine Violations				60	60		60	60	

*Not available

Population 2001	Lincoln County Sheriff 24,030			Lincoln City PD 7,420			Newport PD 9,660			Toledo PD 3,540		
	Offenses	Arrests	Cleared	Offenses	Arrests	Cleared	Offenses	Arrests	Cleared	Offenses	Arrests	Cleared
CRIME AGAINST PERSON												
Willful Murder*	4	1		1	1	1						
Neg. Homicide												
Forcible Rape*	9	1	2	5	1	1	6		1			
Other Sex Crimes	36	6	2	11	1		21	6	8	2	1	2
Kidnapping	2	1	1	3		1	5	1	1	2	1	2
Robbery*	6	1	1	5	1	1	15	8	10			
Aggravated Assault*	15	16	12	60	6	21	17	15	15	1	1	1
Simple Assault	109	73	71	55	46	16	100	62	76	42	30	35
2001 TOTAL	181	99	89	140	56	41	164	92	111	47	33	40
2000 TOTAL	237	132	140	166	65	56	165	107	115	31	25	25
CRIME AGAINST PROPERTY												
Burglary*	209	39	15	106	5	4	157	31	39	23	20	14
Larceny*	337	40	35	480	84	63	628	166	229	45	19	19
Motor Vehicle Theft*	50	18	18	31	2	2	22	9	14	5	2	2
Arson*	2			8	4	1	1					
Forgery/Counterfeit	13	4	4	32	5	3	85	19	36	3		1
Fraud	37	2	5	44	7	7	47	8	28	3	2	2
Embezzlement									1			
Stolen Property				4	5	2			1	1	2	1
Vandalism	184	31	32	235	15	9	211	27	54	18	7	10
2001 TOTAL	832	134	109	940	127	91	1,151	260	402	98	52	49
2000 TOTAL	883	108	189	1,008	101	72	1,119	269	569	101	39	33
BEHAVIORAL CRIMES												
Weapon Laws	9	6	6	14	7	5	15	10	15	3		3
Prostitution												
Drug Laws	49	38	39	27	15	15	74	61	69	22	18	22
Gambling												
Crimes Against Family	20	4	1	27	3	3	13	4	6	4	3	3
D.U.I.	64	61	64	108	106	108	168	152	168	30	19	30
Liquor Laws	46	75	43	54	94	28	57	89	56	25	39	25
Disorderly Conduct	65	29	22	49	12	6	178	83	128	21	13	21
All Other	267	156	131	278	51	31	164	160	148	102	74	97
Curfew				32	26	32	6	6	6	8	5	8
Runaway Juveniles	67	11	33	40	4		68	17	42	28	8	28
2001 TOTAL	587	380	339	629	318	228	743	582	638	243	179	237
2000 TOTAL	696	509	524	602	354	236	720	489	610	197	135	170
GRAND TOTAL	1,600	613	537	1,709	501	360	2,058	934	1,151	388	264	326
* Index Total	632	116	83	696	104	94	846	229	308	74	42	36
Traffic Crime	52	26	52	99	72	99	112	57	112	23	19	23
Fish and Game Laws				1	1	1						
Marine Violations	1	1	1									

Population 2001	Lincoln County - O.L.C.C.			Lincoln County - O.S.P.			Lincoln County Totals 44,650		
	Offenses	Arrests	Cleared	Offenses	Arrests	Cleared*	Offenses	Arrests	Cleared
CRIME AGAINST PERSON									
Willful Murder*							5	2	1
Neg. Homicide									
Forcible Rape*				1			21	2	4
Other Sex Crimes				2	2		72	16	12
Kidnapping							12	3	5
Robbery*				1			27	10	12
Aggravated Assault*				3	3		96	41	49
Simple Assault				15	21		321	232	198
2001 TOTAL				22	26		554	306	281
2000 TOTAL				29	19		628	348	336
CRIME AGAINST PROPERTY									
Burglary*				1	2		496	97	72
Larceny*				28	11		1,518	320	346
Motor Vehicle Theft*				3	1		111	32	36
Arson*				4	5		15	9	1
Forgery/Counterfeit				1	4		134	32	44
Fraud				4			135	19	42
Embezzlement									1
Stolen Property				1	1		6	8	4
Vandalism				5	9		653	89	105
2001 TOTAL				47	33		3,068	606	651
2000 TOTAL				61	16		3,172	533	863
BEHAVIORAL CRIMES									
Weapon Laws				7	10		48	33	29
Prostitution									
Drug Laws				45	77		217	209	145
Gambling									
Crimes Against Family				3	5		67	19	13
D.U.I.I				118	118		488	456	370
Liquor Laws				30	64		212	361	152
Disorderly Conduct				5	6		318	143	177
All Other				34	32		845	473	407
Curfew							46	37	46
Runaway Juveniles							203	40	103
2001 TOTAL	0	0	0	242	312		2,444	1,771	1,442
2000 TOTAL	4	2	4	238	206		2,457	1,695	1,544
GRAND TOTAL				311	371		6,066	2,683	2,374
* Index Total				41	22		2,289	513	521
Traffic Crime				74	74		360	248	286
Fish and Game Laws				404	404		405	405	1
Marine Violations				11	11		12	12	1

*Not available

Population 2001	Linn County Sheriff 40,500			Albany PD 41,650			Lebanon PD 13,190			Sweet Home PD 8,160		
	Offenses	Arrests	Cleared	Offenses	Arrests	Cleared	Offenses	Arrests	Cleared	Offenses	Arrests	Cleared
CRIME AGAINST PERSON												
Willful Murder*	2	1	2	1								
Neg. Homicide	1											
Forcible Rape*	1			6	2	2	2	2	2	4		1
Other Sex Crimes	47	23	18	39	60	25	30	10	11	20	3	7
Kidnapping	3	2	2	14	3	8	4	2	3			
Robbery*	6	4	1	34	14	15	6	3	3	1		
Aggravated Assault*	4	4	3	45	39	39	10	7	8	28	23	26
Simple Assault	277	215	203	400	187	238	174	115	124	81	54	64
2001 TOTAL	341	249	229	539	305	327	226	139	151	134	80	98
2000 TOTAL	412	246	247	579	370	381	211	129	143	158	103	113
CRIME AGAINST PROPERTY												
Burglary*	408	50	37	409	47	41	111	17	15	73	20	19
Larceny*	917	119	120	2,767	419	521	930	162	140	310	70	65
Motor Vehicle Theft*	138	32	31	225	39	70	46	9	11	15	6	6
Arson*	7	1	1	17	3	4	2			5	3	2
Forgery/Counterfeit	61	21	15	93	44	39	76	24	29	42	7	9
Fraud	53	4	9	57	17	17	27	6	6	33	3	13
Embezzlement				1						3	1	1
Stolen Property					2		2	1	2			
Vandalism	395	65	57	901	69	161	350	25	58	101	24	29
2001 TOTAL	1,979	292	270	4,470	640	853	1,544	244	261	582	134	144
2000 TOTAL	1,742	241	217	3,738	515	591	1,182	229	193	531	84	114
BEHAVIORAL CRIMES												
Weapon Laws	41	18	23	55	21	35	9	2	5	10	3	7
Prostitution		2			3							
Drug Laws	128	114	98	210	72	90	51	33	34	55	32	47
Gambling												
Crimes Against Family	19		8	69	11	23	5	1	2	8	1	3
D.U.I.	156	144	156	313	297	313	40	39	40	40	36	40
Liquor Laws	101	245	100	96	116	78	22	27	22	61	55	59
Disorderly Conduct	118	60	60	847	127	347	43	39	38	131	42	88
All Other	1,473	293	1,279	2,103	453	717	132	83	91	357	59	167
Curfew	39	33	39	110	84	110	18	13	18	26	19	26
Runaway Juveniles	2	87	1	2	222	2	58	27	48	48	33	46
2001 TOTAL	2,077	996	1,764	3,805	1,406	1,715	378	264	298	736	280	483
2000 TOTAL	1,710	857	1,387	4,253	1,620	1,862	335	240	266	704	399	569
GRAND TOTAL	4,397	1,537	2,263	8,814	2,351	2,895	2,148	647	710	1,452	494	725
* Index Total	1,483	211	195	3,504	563	692	1,107	200	179	436	122	119
Traffic Crime	166	85	166	257	148	257	79	58	79	51	28	51
Fish and Game Laws												
Marine Violations	2	2	2									

Population 2001	Linn County - O.L.C.C.			Linn County - O.S.P.			Linn County Totals 103,500		
	Offenses	Arrests	Cleared	Offenses	Arrests	Cleared*	Offenses	Arrests	Cleared
CRIME AGAINST PERSON									
Willful Murder*							3	1	2
Neg. Homicide							1		
Forcible Rape*				1			14	4	5
Other Sex Crimes				26	3		162	99	61
Kidnapping				1			22	7	13
Robbery*				2	2		49	23	19
Aggravated Assault*				12	5		99	78	76
Simple Assault				36	34		968	605	629
2001 TOTAL				78	44		1,318	817	805
2000 TOTAL				57	19		1,417	867	884
CRIME AGAINST PROPERTY									
Burglary*				1			1,002	134	112
Larceny*				18	8		4,942	778	846
Motor Vehicle Theft*				6	3		430	89	118
Arson*				12	12		43	19	7
Forgery/Counterfeit				4	4		276	100	92
Fraud				2			172	30	45
Embezzlement							4	1	1
Stolen Property				1	1		3	4	2
Vandalism				7	6		1,754	189	305
2001 TOTAL				51	34		8,626	1,344	1,528
2000 TOTAL				44	34		7,237	1,103	1,115
BEHAVIORAL CRIMES									
Weapon Laws				14	16		129	60	70
Prostitution								5	
Drug Laws				129	159		573	410	269
Gambling									
Crimes Against Family				3	3		104	16	36
D.U.I.I				287	287		836	803	549
Liquor Laws	3		3	41	73		324	516	262
Disorderly Conduct				12	12		1,151	280	533
All Other				96	92		4,161	980	2,254
Curfew							193	149	193
Runaway Juveniles							110	369	97
2001 TOTAL	3		3	582	642		7,581	3,588	4,263
2000 TOTAL	29	1	29	703	675		7,734	3,792	4,113
GRAND TOTAL	3		3	711	720		17,525	5,749	6,596
* Index Total				52	30		6,582	1,126	1,185
Traffic Crime				162	162		715	481	553
Fish and Game Laws				168	168		168	168	
Marine Violations				12	12		14	14	2

*Not available

Population 2001	Malheur County Sheriff 15,710			Nyssa PD** 3,170			Ontario PD 11,140			Vale PD** 1,980		
	Offenses	Arrests	Cleared	Offenses	Arrests	Cleared	Offenses	Arrests	Cleared	Offenses	Arrests	Cleared
CRIME AGAINST PERSON												
Willful Murder*												
Neg. Homicide												
Forcible Rape*	1			1	1		7	1	1			
Other Sex Crimes	36	2	2	2	2	1	36	3	4	3		
Kidnapping	3						2	1	1			
Robbery*							7	2	1			
Aggravated Assault*	24	17	16	3	2		28	10	8			
Simple Assault	29	22	20	3	2		104	53	54	3		
2001 TOTAL	93	41	38	9	7	1	184	70	69	6		
2000 TOTAL	53	31	27	26	34	10	219	99	88	15	6	
CRIME AGAINST PROPERTY												
Burglary*	72	7	6	34	4	2	107	27	13	4	1	
Larceny*	84	15	11	63	27	8	658	176	152	12	1	
Motor Vehicle Theft*	11		1	9	4	1	51	7	7	1		
Arson*	1			1			7	4	4			
Forgery/Counterfeit	1			1	1		44	5	6			
Fraud	7			1			27	2	2			
Embezzlement							6	1	2			
Stolen Property												
Vandalism	48	9	8	53	3		376	72	52	3		
2001 TOTAL	224	31	26	162	39	11	1,276	294	238	20	2	
2000 TOTAL	197	35	21	133	44	26	1,179	274	226	89	15	
BEHAVIORAL CRIMES												
Weapon Laws	6	2	5	4	4		17	9	8			
Prostitution												
Drug Laws	83	41	29	12	14	1	146	55	52			
Gambling												
Crimes Against Family	11	1	3				16	3	3	1		
D.U.I.I	23	22	23	34	35	33	52	48	52	2	2	2
Liquor Laws	32	71	31	38	53	1	47	74	46			
Disorderly Conduct	27	17	15	25	36		229	111	91	1		
All Other	253	73	110	14	11	1	1,057	284	263	16		
Curfew							60	46	60			
Runaway Juveniles	32	4	1	18	2		96	51	28		1	
2001 TOTAL	467	231	217	145	155	36	1,720	681	603	20	3	2
2000 TOTAL	265	222	171	125	116	39	1,895	978	855	77	52	23
GRAND TOTAL	784	303	281	316	201	48	3,180	1,045	910	46	5	2
* Index Total	193	39	34	111	38	11	865	227	186	17	2	
Traffic Crime	12	9	12	20	13	20	50	33	50	1	1	1
Fish and Game Laws												
Marine Violations	1	1	1									

**Eight months reported for 2000

**Stopped reporting April 2001

Population 2001	Malheur County - O.L.C.C.			Malheur County - O.S.P.			Malheur County Totals 32,000		
	Offenses	Arrests	Cleared	Offenses	Arrests	Cleared*	Offenses	Arrests	Cleared
CRIME AGAINST PERSON									
Willful Murder*									
Neg. Homicide									
Forcible Rape*				1			10	2	1
Other Sex Crimes				9			86	7	7
Kidnapping							5	1	1
Robbery*							7	2	1
Aggravated Assault*				21	1		76	30	24
Simple Assault				13	8		152	85	74
2001 TOTAL				44	9		336	127	108
2000 TOTAL				57	15		370	185	125
CRIME AGAINST PROPERTY									
Burglary*				3	1		220	40	21
Larceny*				2	3		819	222	171
Motor Vehicle Theft*				2	4		74	15	9
Arson*				1	1		10	5	4
Forgery/Counterfeit							46	6	6
Fraud				1			36	2	2
Embezzlement							6	1	2
Stolen Property				1	2		1	2	
Vandalism				4	2		484	86	60
2001 TOTAL				14	13		1,696	379	275
2000 TOTAL				19	7		1,617	375	273
BEHAVIORAL CRIMES									
Weapon Laws				5	2		32	17	13
Prostitution									
Drug Laws				37	35		278	145	82
Gambling									
Crimes Against Family				3	3		31	7	6
D.U.I.I				87	87		198	194	110
Liquor Laws	11		11	25	35		153	233	89
Disorderly Conduct				1	2		283	166	106
All Other				24	16		1,364	384	374
Curfew							60	46	60
Runaway Juveniles							146	58	29
2001 TOTAL	11		11	182	180		2,545	1,250	869
2000 TOTAL	13	6	13	222	192		2,597	1,566	1,101
GRAND TOTAL	11		11	240	202		4,577	1,756	1,252
* Index Total				30	10		1,216	316	231
Traffic Crime				26	26		109	82	83
Fish and Game Laws				92	92		92	92	
Marine Violations				6	6		7	7	1

*Not available

Population 2001	Marion County Sheriff 86,800			Aumsville PD 3,000			Aurora PD 660			Gervais PD** 2,080		
	Offenses	Arrests	Cleared	Offenses	Arrests	Cleared	Offenses	Arrests	Cleared	Offenses	Arrests	Cleared
CRIME AGAINST PERSON												
Willful Murder*	4											
Neg. Homicide		1										
Forcible Rape*	13	5	6							1		
Other Sex Crimes	131	10	2	1	1					2		1
Kidnapping	10	1	3							1		1
Robbery*	43	16	7							1	1	1
Aggravated Assault*	222	18	97				3		2			
Simple Assault	390	239	127	2	4		1	4		9	6	4
2001 TOTAL	813	290	242	3	5		4	4	2	14	7	7
2000 TOTAL	773	321	299		9		4	2	4	6	4	2
CRIME AGAINST PROPERTY												
Burglary*	658	40	30	1	1		2			19	1	16
Larceny*	2,753	138	110	19	5		21		1	49	2	32
Motor Vehicle Theft*	430	38	18	2			2	2		5	1	5
Arson*	2	3	1							1		1
Forgery/Counterfeit	143	47	41				6	1	2			
Fraud	237	20	22		1		7	1			1	
Embezzlement	1											
Stolen Property	12	9	4									
Vandalism	975	66	56	32	4		17	2	1	14	6	11
2001 TOTAL	5,211	361	282	54	11		55	6	4	88	11	65
2000 TOTAL	4,199	389	345	58	7		40	4	3	34	7	11
BEHAVIORAL CRIMES												
Weapon Laws	63	23	28		1		1	1	1			
Prostitution	1											
Drug Laws	296	206	163		6		16	8	14	1	4	1
Gambling												
Crimes Against Family	43	26	18							6	3	4
D.U.I.I	25	20	25	24	24	24	19	17	19	9	9	9
Liquor Laws	182	157	72	1	5		7	2	4	3		3
Disorderly Conduct	176	39	24		2		1			2		2
All Other	1,500	255	128	118	15		25	8	4	118	8	34
Curfew	22	18	22									
Runaway Juveniles	375	3	4	7						3		3
2001 TOTAL	2,683	747	484	150	53	24	69	36	42	142	24	56
2000 TOTAL	2,441	752	511	89	59	22	72	49	45	67	43	33
GRAND TOTAL	8,707	1,398	1,008	207	69	24	128	46	48	244	42	128
* Index Total	4,125	258	269	22	6		28	2	3	76	5	55
Traffic Crime	33	14	33	3	3	3	23	18	23	24	15	24
Fish and Game Laws												
Marine Violations												

**Ten months reported for 2000

Population 2001	Hubbard PD** 2,510			Keizer PD 32,950			Mt. Angel PD 3,400			Salem PD (Marion County) 120,920		
	Offenses	Arrests	Cleared	Offenses	Arrests	Cleared	Offenses	Arrests	Cleared	Offenses	Arrests	Cleared
CRIME AGAINST PERSON												
Willful Murder*				1		1				4	1	2
Neg. Homicide												
Forcible Rape*				8	1	3	1			75	21	41
Other Sex Crimes	9	2	2	64	13	17	8		5	259	117	148
Kidnapping				7	4	6	1			38	7	18
Robbery*	1			12	9	6				143	52	58
Aggravated Assault*	8		6	14	6	10	3	1	3	78	42	47
Simple Assault	12	16	11	252	108	216	28	19	29	1,447	694	1,027
2001 TOTAL	30	18	19	358	141	259	41	20	37	2,044	934	1,341
2000 TOTAL	26	7	3	287	98	181	36	14	30	1,969	961	1,315
CRIME AGAINST PROPERTY												
Burglary*	25	3	9	172	33	28	10	7	6	1,277	149	167
Larceny*	95	2	26	1,237	125	275	94	7	28	8,021	1,318	1,607
Motor Vehicle Theft*	17	2	3	87	20	39	3	2	1	852	158	166
Arson*	1			5	5	3				22	14	4
Forgery/Counterfeit	7		1	101	30	38	5	1	1	720	230	319
Fraud	6	1	2	118	14	51	7	2	5	527	86	215
Embezzlement										4	1	3
Stolen Property	2	1	1	6	6	6	1	1	1	62	45	48
Vandalism	44		18	435	22	142	47	6	12	2,727	200	421
2001 TOTAL	197	9	60	2,161	255	582	167	26	54	14,212	2,201	2,950
2000 TOTAL	121	10	5	2,001	269	519	151	24	50	13,221	2,243	3,033
BEHAVIORAL CRIMES												
Weapon Laws	5	1	3	27	11	26	3	2	3	155	93	144
Prostitution				5	4	5				42	44	41
Drug Laws	12	11	7	101	86	95	15	12	13	816	671	770
Gambling										1		1
Crimes Against Family	7	2	3	16	10	9	1			136	70	114
D.U.I.	49	47	49	142	129	142	51	49	51	509	448	509
Liquor Laws	18	15	15	80	60	79	9	3	8	548	231	381
Disorderly Conduct	19	3	10	71	24	67	21	5	21	556	250	327
All Other	79	13	30	788	198	733	115	11	112	3,083	1,230	1,426
Curfew	11	11	11	32	27	32				561	439	561
Runaway Juveniles	7		2	194	3	132	6	6	5	637	257	472
2001 TOTAL	207	103	130	1,456	552	1,320	221	88	213	7,044	3,733	4,746
2000 TOTAL	203	115	98	1,592	794	1,486	170	68	169	7,363	3,991	5,062
GRAND TOTAL	434	130	209	3,975	948	2,161	429	134	304	23,300	6,868	9,037
* Index Total	147	7	44	1,536	199	365	111	17	38	10,472	1,755	2,092
Traffic Crime	106	80	106	442	321	442	118	100	118	1,131	681	1,131
Fish and Game Laws										1		1
Marine Violations												

**Four months reported for 2000

Population 2001	Marion County - O.L.C.C.			Marion County - O.S.P.			Marion County Totals 288,450			Salem PD Total (Marion&Polk) 139,320		
	Offenses	Arrests	Cleared	Offenses	Arrests	Cleared*	Offenses	Arrests	Cleared	Offenses	Arrests	Cleared
CRIME AGAINST PERSON												
Willful Murder*							10	3	5	4	1	2
Neg. Homicide				1	1		1	2				
Forcible Rape*				7			121	31	60	78	21	41
Other Sex Crimes				48	7		585	160	198	278	125	154
Kidnapping				3	2		70	15	34	42	9	20
Robbery*				1			222	83	78	161	57	61
Aggravated Assault*				57	20		442	102	200	87	45	50
Simple Assault				91	67		2,534	1,355	1,664	1,579	751	1,116
2001 TOTAL				208	97		3,985	1,751	2,239	2,229	1,009	1,444
2000 TOTAL				225	70		3,798	1,749	2,180	2,135	1,042	1,422
CRIME AGAINST PROPERTY												
Burglary*				16	2		2,465	283	307	1,405	166	175
Larceny*				84	23		14,010	1,905	2,638	8,610	1,385	1,702
Motor Vehicle Theft*				20	8		1,573	264	271	910	164	177
Arson*				43	39		87	65	17	27	17	5
Forgery/Counterfeit				24	15		1,173	364	467	757	234	326
Fraud				17	8		1,082	158	379	561	88	219
Embezzlement							9	2	5	5	1	3
Stolen Property				2	1		99	80	71	64	46	50
Vandalism				20	18		5,155	374	940	2,967	228	466
2001 TOTAL				226	114		25,653	3,495	5,095	15,306	2,329	3,123
2000 TOTAL				196	79		23,409	3,607	5,104	15,775	2,345	3,204
BEHAVIORAL CRIMES												
Weapon Laws				40	28		324	187	232	163	99	151
Prostitution				2	1		53	51	48	43	45	42
Drug Laws				238	263		1,741	1,463	1,253	855	710	801
Gambling				1			2		1	1		1
Crimes Against Family				18	20		283	139	192	153	76	126
D.U.I.				602	602		1,624	1,528	1,022	529	466	529
Liquor Laws	57	10	55	38	61		1,101	681	744	592	257	416
Disorderly Conduct				27	29		1,025	428	563	595	264	342
All Other	1	1	1	173	100		7,754	2,134	3,951	3,328	1,322	1,535
Curfew				2	3		657	514	655	578	450	578
Runaway Juveniles							1,397	327	757	732	275	526
2001 TOTAL	58	11	56	1,141	1,107		15,961	7,452	9,418	7,569	3,964	5,047
2000 TOTAL	90	10	90	1,368	1,159		16,470	8,051	10,027	7,948	4,201	5,374
GRAND TOTAL	58	11	56	1,575	1,318		45,599	12,698	16,752	25,104	7,302	9,614
* Index Total				228	92		18,930	2,736	3,576	11,282	1,856	2,213
Traffic Crime				351	351		2,673	1,840	2,322	1,159	698	1,159
Fish and Game Laws				190	190		191	190	1	1		1
Marine Violations				10	10		10	10				

*Not available

Population 2001	Morrow County Sheriff 6,820			Boardman PD** 2,940			Heppner PD 1,390		
	Offenses	Arrests	Cleared	Offenses	Arrests	Cleared	Offenses	Arrests	Cleared
CRIME AGAINST PERSON									
Willful Murder*									
Neg. Homicide								1	
Forcible Rape*									
Other Sex Crimes	20	2	4	5	1	2	2		
Kidnapping									
Robbery*	1								
Aggravated Assault*	44	19	27				1	1	1
Simple Assault	56	22	22	26	17	20	8	6	7
2001 TOTAL	121	43	53	31	18	22	11	8	8
2000 TOTAL	152	37	20	12	9	8	10	7	6
CRIME AGAINST PROPERTY									
Burglary*	65	14	6	30	1	2	14	5	3
Larceny*	204	27	25	159	10	15	15	5	3
Motor Vehicle Theft*	20	16	7	6	3	3	1		
Arson*	3		1	2	1	1	1		
Forgery/Counterfeit	17		2	11	6	7			
Fraud	11	1	1	3		1	2		
Embezzlement									
Stolen Property	1						1		1
Vandalism	104	1	6	92	5	7	17	3	3
2001 TOTAL	425	59	48	303	26	36	51	13	10
2000 TOTAL	387	33	17	81	5	9	87	17	25
BEHAVIORAL CRIMES									
Weapon Laws	7	2	5	2	1	2			
Prostitution									
Drug Laws	37	25	26	15	14	15	1	1	1
Gambling									
Crimes Against Family	2			2		1	7	1	
D.U.I.	49	46	49	46	44	46			
Liquor Laws	24	42	22	16	17	16	6	5	5
Disorderly Conduct	32	17	20	9	4	9	2	2	2
All Other	179	54	66	184	63	95	57	27	32
Curfew	9	3	9	2	2	2			
Runaway Juveniles	22	1	8	2	1	1			
2001 TOTAL	361	190	205	278	146	187	73	36	40
2000 TOTAL	294	172	95	130	21	72	88	58	55
GRAND TOTAL	907	292	306	612	190	245	135	57	58
* Index Total	337	76	66	197	15	21	32	12	7
Traffic Crime	21	10	21				2	1	2
Fish and Game Laws									
Marine Violations	2	1	2						

**Four months reported for 2000

Population 2001	Morrow County - O.L.C.C.			Morrow County - O.S.P.			Morrow County Totals 11,150		
	Offenses	Arrests	Cleared	Offenses	Arrests	Cleared*	Offenses	Arrests	Cleared
CRIME AGAINST PERSON									
Willful Murder*									
Neg. Homicide									
Forcible Rape*				1			1	1	
Other Sex Crimes							27	3	6
Kidnapping				1			1		
Robbery*							1		
Aggravated Assault*							45	20	28
Simple Assault				3			93	45	49
2001 TOTAL				5			168	69	83
2000 TOTAL				15	4		189	57	34
CRIME AGAINST PROPERTY									
Burglary*				1			110	20	11
Larceny*				2			380	42	43
Motor Vehicle Theft*				1			28	19	10
Arson*				1	1		7	2	2
Forgery/Counterfeit				2	2		30	8	9
Fraud							16	1	2
Embezzlement									
Stolen Property				1	2		3	2	1
Vandalism				2			215	9	16
2001 TOTAL				10	5		789	103	94
2000 TOTAL				6	6		561	61	51
BEHAVIORAL CRIMES									
Weapon Laws				1	1		10	4	7
Prostitution									
Drug Laws				12	7		65	47	42
Gambling									
Crimes Against Family				3	3		14	4	1
D.U.I.I				16	16		111	106	95
Liquor Laws				2	2		48	66	43
Disorderly Conduct				1	1		44	24	31
All Other				10	3		430	147	193
Curfew							11	5	11
Runaway Juveniles							24	2	9
2001 TOTAL	0		0	45	33		757	405	432
2000 TOTAL	3		3	68	53		583	304	225
GRAND TOTAL				60	38		1,714	577	609
* Index Total				6	1		572	104	94
Traffic Crime				6	6		29	17	23
Fish and Game Laws				32	32		32	32	
Marine Violations				3	3		5	4	2

*Not available

Population 2001	Multnomah County Sheriff 16,640			Fairview PD** 8,070			Gresham PD 91,420		
	Offenses	Arrests	Cleared	Offenses	Arrests	Cleared	Offenses	Arrests	Cleared
CRIME AGAINST PERSON									
Willful Murder*		2		1			3	5	2
Neg. Homicide		1						1	
Forcible Rape*	6	3	1	2	2	1	58	24	27
Other Sex Crimes	44	3	12	6		5	169	18	27
Kidnapping	11	1	3	3		3	10		2
Robbery*	11	4	4	1			124	32	40
Aggravated Assault*	22	24	11	12	7	7	222	106	122
Simple Assault	211	169	116	52	36	33	881	477	536
2001 TOTAL	305	207	147	77	45	49	1,467	663	756
2000 TOTAL	274	133	133	23	5	11	1,388	650	744
CRIME AGAINST PROPERTY									
Burglary*	196	9	9	70			893	75	128
Larceny*	615	68	64	281	6	4	3,631	468	382
Motor Vehicle Theft*	151	20	28	88	2	6	672	83	84
Arson*	7	2	2	2			41	8	7
Forgery/Counterfeit	133	29	46	25	1	1	299	83	107
Fraud	124	12	18	19		1	393	26	69
Embezzlement	2		1	1			42	8	25
Stolen Property	32	1	21				3	9	3
Vandalism	297	25	28	241	1	3	980	70	56
2001 TOTAL	1,557	166	217	727	10	15	6,954	830	861
2000 TOTAL	1,055	97	103	90	7	6	6,741	1,016	1,004
BEHAVIORAL CRIMES									
Weapon Laws	75	41	53	8	4	5	52	53	45
Prostitution	11	4	4				2	2	2
Drug Laws	781	214	321	8	5	8	285	312	267
Gambling									
Crimes Against Family	19		8				95	4	13
D.U.I.	435	398	435	33	32	33	504	429	504
Liquor Laws	80	36	68	2	1	2	100	194	100
Disorderly Conduct	74	36	50	7		1	366	196	172
All Other	373	136	151	18	10	5	224	112	104
Curfew	8	4	8				58	34	58
Runaway Juveniles	102	27	39	32	5	8	308	102	283
2001 TOTAL	1,958	896	1,137	108	57	62	1,994	1,438	1,548
2000 TOTAL	1,516	739	998	12	4	5	2,163	1,588	1,672
GRAND TOTAL	3,820	1,269	1,501	912	112	126	10,415	2,931	3,165
* Index Total	1,008	132	119	457	17	18	5,644	801	792
Traffic Crime	790	578	790	30	11	30	440	211	440
Fish and Game Laws									
Marine Violations							3	1	3

**Began reporting in July 2000

Population 2001	Polk County Sheriff 17,260			Dallas PD 12,650			Falls City PD** 980		
	Offenses	Arrests	Cleared	Offenses	Arrests	Cleared	Offenses	Arrests	Cleared
CRIME AGAINST PERSON									
Willful Murder*									
Neg. Homicide									
Forcible Rape*	3	3	4						
Other Sex Crimes	22	10	12	27	11	13	3	3	3
Kidnapping	2		1						
Robbery*	2	1		4	3	2			
Aggravated Assault*	30	5	26	67	2	57	4		3
Simple Assault	57	43	41	47	58	39	10	6	7
2001 TOTAL	116	62	84	145	74	111	17	9	13
2000 TOTAL	119	59	74	117	55	80	27	15	16
CRIME AGAINST PROPERTY									
Burglary*	94	12	13	52	14	6	8		
Larceny*	308	19	41	296	65	103	14	2	3
Motor Vehicle Theft*	34	11	12	14	2	4	2		
Arson*	1	3	1	1	1	1			
Forgery/Counterfeit	18	4	7	28	9	11			
Fraud	32	13	10	30	6	12	4		
Embezzlement									
Stolen Property	2	1		5	7	3			
Vandalism	200	28	41	198	23	66	17		
2001 TOTAL	689	91	125	624	127	206	45	2	3
2000 TOTAL	670	100	117	623	138	136	76	17	12
BEHAVIORAL CRIMES									
Weapon Laws	25	11	25	8	3	7	2		1
Prostitution									
Drug Laws	211	197	184	116	106	107	9	8	8
Gambling	2	2	2						
Crimes Against Family	10	2	2	14	5	8	1		
D.U.I.	127	123	127	104	102	104	1	1	1
Liquor Laws	25	29	22	63	109	58	1	1	1
Disorderly Conduct	9	4	5	48	36	34			
All Other	951	129	103	553	275	358	60	5	6
Curfew	6		6	46	39	46			
Runaway Juveniles	73	1	8	48	7	27	4		1
2001 TOTAL	1,439	498	484	1,000	682	749	78	15	18
2000 TOTAL	1,068	406	402	1,103	647	781	157	56	61
GRAND TOTAL	2,244	651	693	1,769	883	1,066	140	26	34
* Index Total	472	54	97	434	87	173	28	2	6
Traffic Crime	118	89	118	165	113	165	6	3	6
Fish and Game Laws									
Marine Violations	4	4	4						

**Stopped reporting in July 2001

Population 2001	Polk County - O.L.C.C.			Polk County - O.S.P.			Polk County Totals 63,600		
	Offenses	Arrests	Cleared	Offenses	Arrests	Cleared*	Offenses	Arrests	Cleared
CRIME AGAINST PERSON									
Willful Murder*							10	5	8
Neg. Homicide							100	45	53
Forcible Rape*					1		7	2	3
Other Sex Crimes							25	11	6
Kidnapping				1			124	17	101
Robbery*							386	255	298
Aggravated Assault*				3	1		652	335	469
Simple Assault				5	2		593	287	403
2001 TOTAL				9	4				
2000 TOTAL				8	2				
CRIME AGAINST PROPERTY									
Burglary*							363	59	50
Larceny*				2			1,637	236	376
Motor Vehicle Theft*				3			134	24	41
Arson*				2	1		11	14	4
Forgery/Counterfeit					1		127	33	56
Fraud				2			221	35	125
Embezzlement							1		
Stolen Property							12	18	8
Vandalism				1			964	114	233
2001 TOTAL				10	2		3,470	533	893
2000 TOTAL				3	3		3,414	530	789
BEHAVIORAL CRIMES									
Weapon Laws					1		59	35	55
Prostitution							1	1	1
Drug Laws				17	14		469	441	408
Gambling							2	2	2
Crimes Against Family				4	3		52	18	29
D.U.I.I				70	70		449	433	379
Liquor Laws	6		6	9	15		290	435	261
Disorderly Conduct				1			144	99	100
All Other	1	1	1	9	7		2,605	703	1,190
Curfew							112	82	112
Runaway Juveniles							281	77	150
2001 TOTAL	7	1	7	110	110		4,464	2,326	2,687
2000 TOTAL	15		15	89	77		4,120	2,081	2,563
GRAND TOTAL	7	1	7	129	116		8,586	3,194	4,049
* Index Total				10	2		2,304	366	586
Traffic Crime				35	35		618	416	583
Fish and Game Laws				33	33		33	33	
Marine Violations				4	4		8	8	4

*Not available

Population 2001	Sherman County Sheriff 1,900			Sherman County - O.L.C.C.			Sherman County - O.S.P.			Sherman County Totals 1,900		
	Offenses	Arrests	Cleared	Offenses	Arrests	Cleared	Offenses	Arrests	Cleared*	Offenses	Arrests	Cleared
CRIME AGAINST PERSON												
Willful Murder*												
Neg. Homicide												
Forcible Rape*												
Other Sex Crimes							1	1		1	1	
Kidnapping												
Robbery*							1			1		
Aggravated Assault*	2	2	2				1			3	2	2
Simple Assault	9	8	8				6	4		15	12	8
2001 TOTAL	11	10	10				9	5		20	15	10
2000 TOTAL	12	13	8				8	6		20	19	8
CRIME AGAINST PROPERTY												
Burglary*	4	1	1				1			5	1	1
Larceny*	26	1	1				3	1		29	2	1
Motor Vehicle Theft*	1	1	1				1			2	1	1
Arson*							1	1		1	1	
Forgery/Counterfeit							1	1		1	1	
Fraud	1	1	1				1	1		2	2	1
Embezzlement												
Stolen Property												
Vandalism	4	1	1				1	1		5	2	1
2001 TOTAL	36	5	5				9	5		45	10	5
2000 TOTAL	67	9	6				10	8		77	17	6
BEHAVIORAL CRIMES												
Weapon Laws							4	3		4	3	
Prostitution												
Drug Laws	2	3	2				30	24		32	27	2
Gambling												
Crimes Against Family							2	2		2	2	
D.U.I.	8	8	8				21	21		29	29	8
Liquor Laws	2	3	2				7	12		9	15	2
Disorderly Conduct	4	2	2				1			5	2	2
All Other	12	4	4				4	4		16	8	4
Curfew							1	2		1	2	
Runaway Juveniles												
2001 TOTAL	28	20	18				70	68		98	88	18
2000 TOTAL	27	19	17	3	3	3	55	54		85	76	20
GRAND TOTAL	75	35	33				88	78		163	113	33
* Index Total	33	5	5				8	2		41	7	5
Traffic Crime	6	5	6				13	13		19	18	6
Fish and Game Laws							49	49		49	49	
Marine Violations							16	16		16	16	

*Not available

Population 2001	Tillamook County Sheriff 17,490			Garibaldi PD** 900			Manzanita PD 580			Rockaway Beach PD 1,290		
	Offenses	Arrests	Cleared	Offenses	Arrests	Cleared	Offenses	Arrests	Cleared	Offenses	Arrests	Cleared
CRIME AGAINST PERSON												
Willful Murder*												
Neg. Homicide												
Forcible Rape*												
Other Sex Crimes	20	5	8	2		2				1	1	1
Kidnapping	1		1									
Robbery*	2		1				4	2	2	1	2	1
Aggravated Assault*	22	14	14	1	1	1				4	2	2
Simple Assault	71	38	40	4	2	4	1	4	1	5	5	5
2001 TOTAL	116	57	64	7	3	7	5	6	3	11	10	9
2000 TOTAL	127	65	66	16	14	12	11	3		20	20	19
CRIME AGAINST PROPERTY												
Burglary*	115	16	14	2		2	9			19	4	4
Larceny*	171	11	18	5		1	27			46	13	12
Motor Vehicle Theft*	31	3	4	2		2	1			1	1	1
Arson*	5	1										
Forgery/Counterfeit	42	4	6	2		2				6	3	3
Fraud	35	3	5	4	1	4	5			3	3	3
Embezzlement												
Stolen Property	2		1	1		1	1					
Vandalism	125	4	8	1		1	10	2	2	32	9	6
2001 TOTAL	526	42	56	17	1	13	53	2	2	107	33	29
2000 TOTAL	518	41	60	49	13	20	56	8	9	99	24	31
BEHAVIORAL CRIMES												
Weapon Laws	10	4	8	4	2	3		2				
Prostitution												
Drug Laws	40	19	33	11	1	11				3	3	3
Gambling												
Crimes Against Family	5	1	1	2		2	1					
D.U.I.	52	51	52	15	15	15	3	3	3	1	1	1
Liquor Laws	64	113	63	8	1	8		1		5	5	4
Disorderly Conduct	22	9	8	4	1	4	5	1	3	7	6	7
All Other	194	80	79	14	2	12	27	6	19	15	11	12
Curfew												
Runaway Juveniles	36	4	29	1	1	1	1		1	4		1
2001 TOTAL	423	281	273	59	23	56	37	13	26	35	26	28
2000 TOTAL	387	261	257	107	43	88	28	21	17	38	38	33
GRAND TOTAL	1,065	380	393	83	27	76	95	21	31	153	69	66
* Index Total	346	45	51	10	1	6	41	2	2	71	22	20
Traffic Crime	26	12	26	3	3	3	6	6	6	3	2	3
Fish and Game Laws												
Marine Violations												

**Seven months reported for 2001

Population 2001	Tillamook PD 4,340			Tillamook County - O.L.C.C.			Tillamook County - O.S.P.			Tillamook County Totals 24,600		
	Offenses	Arrests	Cleared	Offenses	Arrests	Cleared	Offenses	Arrests	Cleared*	Offenses	Arrests	Cleared
CRIME AGAINST PERSON												
Willful Murder*												
Neg. Homicide												
Forcible Rape*												
Other Sex Crimes	11	3	3				7	1		41	10	14
Kidnapping										1		1
Robbery*							1			8	4	4
Aggravated Assault*	1	1					7	4		35	22	17
Simple Assault	25	15	19				17	7		123	71	69
2001 TOTAL	37	19	22				32	12		208	107	105
2000 TOTAL	76	44	47				43	24		293	170	144
CRIME AGAINST PROPERTY												
Burglary*	31	6	3				6	3		182	29	23
Larceny*	190	37	30				23	3		462	64	61
Motor Vehicle Theft*	7	5	4				6	2		48	11	11
Arson*	4	2	3				3	4		12	7	3
Forgery/Counterfeit	21	6	10				3	4		74	17	21
Fraud	36	3	4				3			86	10	16
Embezzlement												
Stolen Property										4		2
Vandalism	152	7	4				3	1		323	23	21
2001 TOTAL	441	66	58				47	17		1,191	161	158
2000 TOTAL	405	63	55				55	18		1,182	167	175
BEHAVIORAL CRIMES												
Weapon Laws	5	6	5				10	11		29	25	16
Prostitution												
Drug Laws	28	25	24				65	80		147	128	71
Gambling												
Crimes Against Family	3	1	1				13	11		24	13	4
D.U.I.	30	29	30				49	49		150	148	101
Liquor Laws	15	15	15	19	12	19	43	90		154	237	109
Disorderly Conduct	93	61	58				1	1		132	79	80
All Other	84	61	48				39	28		373	188	170
Curfew	14	8	14							14	8	14
Runaway Juveniles	5						1	1		48	6	32
2001 TOTAL	277	206	195	19	12	19	221	271		1,071	832	597
2000 TOTAL	394	262	225	25	11	25	242	215		1,221	851	645
GRAND TOTAL	755	291	275	19	12	19	300	300		2,470	1,100	860
* Index Total	233	51	40				46	16		747	137	119
Traffic Crime	10	5	10				40	40		88	68	48
Fish and Game Laws							563	563		563	563	
Marine Violations							9	9		9	9	

*Not available

Population 2001	Umatilla County Sheriff 22,920			Athena PD** 1,270			Hermiston PD 13,560		
	Offenses	Arrests	Cleared	Offenses	Arrests	Cleared	Offenses	Arrests	Cleared
CRIME AGAINST PERSON									
Willful Murder*	1	1	1						
Neg. Homicide									
Forcible Rape*	3	1	2				3		
Other Sex Crimes	24	6	12	2		1	27	9	1
Kidnapping				1	1			5	
Robbery*							2	6	
Aggravated Assault*	5	4	4	1				1	
Simple Assault	58	39	41	3	3	1	69	73	
2001 TOTAL	91	51	60	7	4	2	101	94	1
2000 TOTAL	186	112	105		6		71	128	3
CRIME AGAINST PROPERTY									
Burglary*	83	12	6	6	1		88	31	
Larceny*	98	7	9	11	1	1	513	247	4
Motor Vehicle Theft*	37	2	7	2	1	1	74	16	2
Arson*	2						6	2	
Forgery/Counterfeit	9	1	2				54	20	
Fraud	13	1	1	2			23	5	
Embezzlement									
Stolen Property	3	1	2						
Vandalism	44	10	8	13		1	433	25	1
2001 TOTAL	289	34	35	34	3	3	1,191	346	7
2000 TOTAL	483	88	80	31	5		1,331	372	51
BEHAVIORAL CRIMES									
Weapon Laws	10	5	7				4	8	
Prostitution									
Drug Laws	34	23	28				8	44	
Gambling									
Crimes Against Family	3	1	2	3	1	3	7	5	
D.U.I.	20	18	20				56	43	56
Liquor Laws	44	52	41	1	3	1	2	58	1
Disorderly Conduct	44	24	31	1		1	15	59	1
All Other	90	37	62	15	11	10	140	668	
Curfew	1			9	9	9	103	89	103
Runaway Juveniles	39	6	26	4	1	2	55	8	
2001 TOTAL	285	166	217	33	25	26	390	982	161
2000 TOTAL	501	283	318		15		534	798	280
GRAND TOTAL	665	251	312	74	32	31	1,682	1,422	169
* Index Total	229	27	29	20	3	2	686	303	6
Traffic Crime	18	14	18				77	52	77
Fish and Game Laws									
Marine Violations									

**Nine months reported for 2000

Population 2001	Milton-Freewater PD 6,560			Pendleton PD 16,600			Pilot Rock PD** 1,540		
	Offenses	Arrests	Cleared	Offenses	Arrests	Cleared	Offenses	Arrests	Cleared
CRIME AGAINST PERSON									
Willful Murder*	1	1	1						
Neg. Homicide									
Forcible Rape*	1			7	1	2			
Other Sex Crimes	4	3	2	33	6	6			
Kidnapping				3		1			
Robbery*	3			2			1		
Aggravated Assault*	3		2	8	4	4			
Simple Assault	111	48	63	244	173	169			
2001 TOTAL	123	52	68	297	184	182	9	11	8
2000 TOTAL	144	62	78	309	174	183	15	10	11
CRIME AGAINST PROPERTY									
Burglary*	61	5	6	172	45	10	11		
Larceny*	174	34	26	580	133	75	29	5	8
Motor Vehicle Theft*	10	10		61	18	20	3	4	3
Arson*	2			4	2	1			
Forgery/Counterfeit	2		1	57	20	1	1		
Fraud	4			72	10	7	1	1	2
Embezzlement				10					
Stolen Property				1					
Vandalism	209	9	10	335	79	76	4		
2001 TOTAL	462	58	43	1,292	307	190	49	10	13
2000 TOTAL	480	94	83	1,400	301	240	62	10	13
BEHAVIORAL CRIMES									
Weapon Laws	4	8	4	19	11	12	1	1	1
Prostitution									
Drug Laws	7	29	7	137	101	105	8	8	8
Gambling									
Crimes Against Family	6	9	3	20	9	8			
D.U.I.	113	104	113	207	201	207	9	9	9
Liquor Laws	5	22	5	151	212	149	3	2	3
Disorderly Conduct	207	27	169	133	83	113	7	7	7
All Other	372	77	214	309	169	180	13	14	13
Curfew	15	7	15	79	65	79			
Runaway Juveniles	9	7	6	115	11	60			
2001 TOTAL	738	290	536	1,170	862	913	41	41	41
2000 TOTAL	1,391	317	951	1,042	798	844	60	49	50
GRAND TOTAL	1,323	400	647	2,759	1,353	1,285	100	62	62
* Index Total	255	50	35	834	203	112	44	9	11
Traffic Crime	47	25	47	98	68	98	3	3	3
Fish and Game Laws									
Marine Violations									

**Ten months reported for 2000

Population 2001	Umatilla County - O.L.C.C.			Umatilla County - O.S.P.			Umatilla County Totals 70,900		
	Offenses	Arrests	Cleared	Offenses	Arrests	Cleared*	Offenses	Arrests	Cleared
CRIME AGAINST PERSON									
Willful Murder*				1			3	3	2
Neg. Homicide									
Forcible Rape*				1			15	2	4
Other Sex Crimes				9	6		107	33	23
Kidnapping				1	2		5	8	1
Robbery*							8	10	
Aggravated Assault*				12	5		30	20	10
Simple Assault				66	31		616	428	294
2001 TOTAL				90	44		784	504	334
2000 TOTAL				64	45		825	597	391
CRIME AGAINST PROPERTY									
Burglary*				14	5		503	119	23
Larceny*				15	7		1,575	447	130
Motor Vehicle Theft*				7	9		224	66	36
Arson*				12	4		29	8	1
Forgery/Counterfeit				8	13		149	57	4
Fraud				2	1		125	21	10
Embezzlement							10		
Stolen Property				4	4		8	5	2
Vandalism				11	5		1,181	145	97
2001 TOTAL				73	48		3,804	868	303
2000 TOTAL				61	39		4,162	961	480
BEHAVIORAL CRIMES									
Weapon Laws				29	25		67	59	24
Prostitution				1			1		
Drug Laws				219	201		418	449	148
Gambling					2			2	
Crimes Against Family				39	42		100	69	16
D.U.I.I				310	310		860	830	550
Liquor Laws	19	11	19	21	25		246	396	219
Disorderly Conduct				12	13		437	236	333
All Other	2	1	2	81	57		1,183	1,105	504
Curfew							219	181	218
Runaway Juveniles				1	1		228	35	94
2001 TOTAL	21	12	21	713	676		3,759	3,362	2,106
2000 TOTAL	4		4	591	506		4,429	3,110	2,704
GRAND TOTAL	21	12	21	876	768		8,347	4,734	2,743
* Index Total				62	30		2,387	675	206
Traffic Crime				164	164		449	362	285
Fish and Game Laws				268	268		268	268	
Marine Violations				7	7		7	7	

*Not available

Population 2001	Union County Sheriff 10,470			Elgin PD** 1,660			La Grande PD 12,420		
	Offenses	Arrests	Cleared	Offenses	Arrests	Cleared	Offenses	Arrests	Cleared
CRIME AGAINST PERSON									
Willful Murder*									
Neg. Homicide									
Forcible Rape*							5	2	2
Other Sex Crimes	5	2	2	1			34	16	29
Kidnapping							3	1	1
Robbery*							7	3	4
Aggravated Assault*	3	1	1				9	10	9
Simple Assault	24	20	20	3	3	3	57	51	52
2001 TOTAL	32	23	23	4	3	3	115	83	97
2000 TOTAL	35	24	24	1	1	1	121	90	88
CRIME AGAINST PROPERTY									
Burglary*	30	1	2	4	3	2	58	17	16
Larceny*	85	17	17	4			309	77	86
Motor Vehicle Theft*	10	2	3				25	11	7
Arson*	2						5	1	1
Forgery/Counterfeit	9	2	3				19	13	11
Fraud	17	3	6				66	22	39
Embezzlement									
Stolen Property	5	4	4	1	1	1	5		5
Vandalism	40	20	13	4		1	107	18	25
2001 TOTAL	198	49	48	13	4	4	594	159	190
2000 TOTAL	204	47	47	3		1	574	158	173
BEHAVIORAL CRIMES									
Weapon Laws	4	1	4				18	10	17
Prostitution									
Drug Laws	14	12	13	2		2	111	73	103
Gambling									
Crimes Against Family	1						22	14	16
D.U.I.	42	42	42				96	94	96
Liquor Laws	17	42	16	1	1	1	130	158	129
Disorderly Conduct	2	1	2	5	1	5	58	60	56
All Other	109	61	78	9	3	7	193	101	171
Curfew							6	5	6
Runaway Juveniles	3		1				32	15	31
2001 TOTAL	192	159	156	17	5	15	666	530	625
2000 TOTAL	158	97	123	3	2	2	581	469	488
GRAND TOTAL	422	231	227	34	12	22	1,375	772	912
* Index Total	130	21	23	8	3	2	418	121	125
Traffic Crime	9	3	9				32	23	32
Fish and Game Laws									
Marine Violations									

**Incomplete data for 2000 and 2001

Population 2001	Union County - O.L.C.C.			Union County - O.S.P.			Union County Totals 24,550		
	Offenses	Arrests	Cleared	Offenses	Arrests	Cleared*	Offenses	Arrests	Cleared
CRIME AGAINST PERSON									
Willful Murder*									
Neg. Homicide									
Forcible Rape*				3			8	2	2
Other Sex Crimes				13	3		53	21	31
Kidnapping							3	1	1
Robbery*							7	3	4
Aggravated Assault*				1	1		13	12	10
Simple Assault				11	8		95	82	75
2001 TOTAL				28	12		179	121	123
2000 TOTAL				35	15		192	130	113
CRIME AGAINST PROPERTY									
Burglary*				5			97	21	20
Larceny*				12	18		410	112	103
Motor Vehicle Theft*				3	8		38	21	10
Arson*				4	6		11	7	1
Forgery/Counterfeit				2	2		30	17	14
Fraud				3	2		86	27	45
Embezzlement									
Stolen Property				1			12	5	10
Vandalism				6	3		157	41	39
2001 TOTAL				36	39		841	251	242
2000 TOTAL				36	23		817	228	221
BEHAVIORAL CRIMES									
Weapon Laws				11	15		33	26	21
Prostitution									
Drug Laws				59	72		186	157	118
Gambling									
Crimes Against Family				6	4		29	18	16
D.U.I.				75	75		213	211	138
Liquor Laws	5	1	5	26	52		179	254	151
Disorderly Conduct				6	6		71	68	63
All Other				37	35		348	200	256
Curfew							6	5	6
Runaway Juveniles				1			36	15	32
2001 TOTAL	5	1	5	221	259		1,101	954	801
2000 TOTAL	2		2	224	216		968	784	615
GRAND TOTAL	5	1	5	285	310		2,121	1,326	1,166
* Index Total				28	33		584	178	150
Traffic Crime				31	31		72	57	41
Fish and Game Laws				136	136		136	136	
Marine Violations				5	5		5	5	

*Not available

Population 2001	Wallowa County Sheriff** 5,210			Enterprise PD** 1,890			Wallowa County - O.L.C.C.		
	Offenses	Arrests	Cleared	Offenses	Arrests	Cleared	Offenses	Arrests	Cleared
CRIME AGAINST PERSON									
Willful Murder*									
Neg. Homicide									
Forcible Rape*	1								
Other Sex Crimes	10	5	8						
Kidnapping									
Robbery*									
Aggravated Assault*									
Simple Assault	26	11	20	14	10	11			
2001 TOTAL	37	16	28	14	10	11			
2000 TOTAL				16	14	12			
CRIME AGAINST PROPERTY									
Burglary*	17	4	6	8	4	3			
Larceny*	48	8	9	37	6	4			
Motor Vehicle Theft*	7		2	1		1			
Arson*									
Forgery/Counterfeit	1								
Fraud	10	2	3	17	2	1			
Embezzlement									
Stolen Property				1					
Vandalism	43	3	4	23	7	4			
2001 TOTAL	126	17	24	87	19	13			
2000 TOTAL				80	21	27			
BEHAVIORAL CRIMES									
Weapon Laws	6	4	4	4	4	4			
Prostitution									
Drug Laws	10	7	8	3	1	1			
Gambling									
Crimes Against Family	6	2	3	3	1	1			
D.U.I.	7	7	7	11	8	11			
Liquor Laws	24	23	22	6	17	6			
Disorderly Conduct	15	4	6	4	5	3			
All Other	105	49	69	73	29	32			
Curfew	3	3	3	7	7	7			
Runaway Juveniles				4		1			
2001 TOTAL	176	99	122	115	72	66	0	0	0
2000 TOTAL				113	55	55	1	1	1
GRAND TOTAL	339	132	174	216	101	90			
* Index Total	73	12	17	46	10	8			
Traffic Crime				2		2			
Fish and Game Laws									
Marine Violations									

**No reports received for 2000

**Eleven months reported for 2001

Population 2001	Wallowa County - O.S.P.			Wallowa County Totals 7,100		
	Offenses	Arrests	Cleared*	Offenses	Arrests	Cleared
CRIME AGAINST PERSON						
Willful Murder*						
Neg. Homicide						
Forcible Rape*				1		
Other Sex Crimes				10	5	8
Kidnapping						
Robbery*						
Aggravated Assault*						
Simple Assault	4	2		44	23	31
2001 TOTAL	4	2		55	28	39
2000 TOTAL	8	5		24	19	12
CRIME AGAINST PROPERTY						
Burglary*				25	8	9
Larceny*	6	1		91	15	13
Motor Vehicle Theft*	1			9		3
Arson*	3	3		3	3	
Forgery/Counterfeit	1			2		
Fraud				27	4	4
Embezzlement						
Stolen Property				1		
Vandalism				66	10	8
2001 TOTAL	11	4		224	40	37
2000 TOTAL	12	11		92	32	27
BEHAVIORAL CRIMES						
Weapon Laws	2	3		12	11	8
Prostitution						
Drug Laws	10	11		23	19	9
Gambling						
Crimes Against Family	1	1		10	4	4
D.U.I.	14	14		32	29	18
Liquor Laws	19	35		49	75	28
Disorderly Conduct	2	2		21	11	9
All Other	9	8		187	86	101
Curfew				10	10	10
Runaway Juveniles				4		1
2001 TOTAL	57	74		348	245	188
2000 TOTAL	53	54		167	110	56
GRAND TOTAL	72	80		627	313	264
* Index Total	10	4		129	26	25
Traffic Crime	5	5		7	5	2
Fish and Game Laws	105	105		105	105	
Marine Violations	3	3		3	3	

*Not available

Population 2001	Wasco County - O.S.P.			Wasco County Totals 24,150		
	Offenses	Arrests	Cleared*	Offenses	Arrests	Cleared
CRIME AGAINST PERSON						
Willful Murder*				2		1
Neg. Homicide				1		
Forcible Rape*				5	2	2
Other Sex Crimes	13	4		45	18	21
Kidnapping		1		2	4	1
Robbery*				11	10	5
Aggravated Assault*	2	1		28	15	16
Simple Assault	18	8		143	92	107
2001 TOTAL	33	14		237	141	153
2000 TOTAL	40	16		266	161	177
CRIME AGAINST PROPERTY						
Burglary*	4	2		172	20	19
Larceny*	14			685	127	127
Motor Vehicle Theft*	4	1		54	13	17
Arson*	7	5		12	6	1
Forgery/Counterfeit	2	1		38	14	18
Fraud	1			54	16	17
Embezzlement						
Stolen Property						
Vandalism	1			341	37	41
2001 TOTAL	33	9		1,356	233	240
2000 TOTAL	39	16		1,485	309	301
BEHAVIORAL CRIMES						
Weapon Laws	7	4		19	14	12
Prostitution				1	1	1
Drug Laws	85	81		183	175	94
Gambling						
Crimes Against Family	6	4		18	8	8
D.U.I.I	125	125		309	296	183
Liquor Laws	35	68		162	304	127
Disorderly Conduct	1	2		72	65	55
All Other	36	14		513	227	365
Curfew				55	38	55
Runaway Juveniles				95	24	69
2001 TOTAL	295	298		1,427	1,152	969
2000 TOTAL	317	277		1,477	1,106	928
GRAND TOTAL	361	321		3,020	1,526	1,362
* Index Total	31	9		969	193	188
Traffic Crime	70	70		210	159	140
Fish and Game Laws	191	191		191	191	
Marine Violations	40	40		40	40	

*Not available

Population 2001	Washington County Sheriff 192,430			Banks PD 1,400			Beaverton PD 77,170			Cornelius PD 9,710		
	Offenses	Arrests	Cleared	Offenses	Arrests	Cleared	Offenses	Arrests	Cleared	Offenses	Arrests	Cleared
CRIME AGAINST PERSON												
Willful Murder*	4	1	2				2	4	2			
Neg. Homicide												
Forcible Rape*	47	27	26				25	9	11	4	2	3
Other Sex Crime	302	93	160	1	1		106	28	45	14	7	7
Kidnapping	39	8	22				5		3			
Robbery*	52	40	23				51	32	23	5	4	1
Aggravated Assault*	88	72	69	2	1		110	42	75	24	15	16
Simple Assault	621	470	521	4	2		337	368	254	88	68	64
2001 TOTAL	1,153	711	823	7	4		636	483	413	135	96	91
2000 TOTAL	1,203	724	833	10	7		571	401	377	147	90	93
CRIME AGAINST PROPERTY												
Burglary*	858	100	95	3			442	49	35	50	8	4
Larceny*	3,988	447	490	25	8		2,895	797	587	289	71	53
Motor Vehicle Theft*	532	102	82	6	1		354	97	61	31	5	6
Arson*	29	10	6				34	8	9	5	1	
Forgery/Counterfeit	425	100	99	7			353	123	169	28	11	3
Fraud	672	35	100	5	1		321	31	58	26	6	4
Embezzlement	1						67		37	5	4	1
Stolen Property	4	2	4	1	1		10	11	7	2	1	1
Vandalism	1,453	131	244	10	1		713	121	95	179	11	14
2001 TOTAL	7,962	927	1,120	57	12		5,189	1,237	1,058	615	118	86
2000 TOTAL	7,596	974	1,121	35	14	1	4,213	1,008	939	582	143	137
BEHAVIORAL CRIMES												
Weapon Laws	84	46	74	1			55	42	53	8	8	6
Prostitution	3	1	1				7	7	7	1	1	1
Drug Laws	279	231	222				381	342	374	39	28	36
Gambling												
Crimes Against Family	86	56	49	4			32	17	22	6	2	2
D.U.I.	796	722	796	4	4	4	414	369	414	31	30	31
Liquor Laws	225	353	219	2	1		135	149	126	36	65	36
Disorderly Conduct	984	316	607	5	3		282	74	226	37	31	30
All Other	665	366	425	11	4		390	281	284	57	39	40
Curfew	56	34	56				81	48	81	12	5	12
Runaway Juveniles	561	51	537	1			149	59	138	109	10	95
2001 TOTAL	3,739	2,176	2,986	28	12	4	1,926	1,388	1,725	336	219	289
2000 TOTAL	4,135	2,324	3,082	28	47	7	2,227	1,735	1,996	549	304	457
GRAND TOTAL	12,854	3,814	4,929	92	28	4	7,751	3,108	3,196	1,086	433	466
* Index Total	5,598	799	793	36	10		3,913	1,038	803	408	106	83
Traffic Crime	766	360	766	2	2	2	535	286	535	65	35	65
Fish and Game Laws												
Marine Violations												

Population 2001	North Plains PD** 1,660			Sherwood PD 12,840			Tigard PD 43,040			Tualatin PD 23,270		
	Offenses	Arrests	Cleared	Offenses	Arrests	Cleared	Offenses	Arrests	Cleared	Offenses	Arrests	Cleared
CRIME AGAINST PERSON												
Willful Murder*				1				2		1		
Neg. Homicide												
Forcible Rape*				1			10	9	6	8	3	11
Other Sex Crimes				9			63	12	19	2	6	6
Kidnapping							7		3	2		
Robbery*				2			34	22	18	21	13	17
Aggravated Assault*				1	1	1	60	14	37	17	15	17
Simple Assault			1	44	33	33	187	215	153	69	47	60
2001 TOTAL		1		58	34	34	361	274	236	120	84	111
2000 TOTAL				56	43	34	351	247	235	145	80	108
CRIME AGAINST PROPERTY												
Burglary*				23	14	5	354	72	39	150	19	24
Larceny*				243	16	14	2,108	611	488	900	102	174
Motor Vehicle Theft*				9	8	2	173	34	52	106	12	39
Arson*				1			11	1	2	1		
Forgery/Counterfeit				22	9	9	268	67	95	55	14	18
Fraud				20	3	5	179	27	59	54	4	19
Embezzlement							65		43			
Stolen Property				11	3	9	12	3	11	1	3	1
Vandalism				87	10	6	591	57	90	222	18	42
2001 TOTAL				416	63	50	3,761	872	879	1,489	172	317
2000 TOTAL				366	45	30	3,362	878	952	1,291	187	279
BEHAVIORAL CRIMES												
Weapon Laws				4	2	4	34	14	33	3	3	4
Prostitution							1	1				
Drug Laws			1	32	25	25	97	42	91	43	35	31
Gambling												
Crimes Against Family				1	1	1	21	7	17	7	1	1
D.U.I.	1	1	1	110	110	110	98	91	98	146	138	146
Liquor Laws				27	40	27	27	40	25	76	153	77
Disorderly Conduct				12	10	10	212	24	172	73	23	50
All Other	1			88	52	46	171	64	115	99	78	69
Curfew				13	13	13	26	20	26	9	5	9
Runaway Juveniles				17	3	3	95	28	57		8	
2001 TOTAL	2	2	1	304	256	239	782	331	634	456	444	387
2000 TOTAL				267	203	194	851	379	672	383	337	313
GRAND TOTAL	2	3	1	778	353	323	4,904	1,477	1,749	2,065	700	815
* Index Total				281	39	22	2,750	765	642	1,204	164	282
Traffic Crime	3	2	3	49	35	49	136	94	136	65	37	65
Fish and Game Laws										1	1	1
Marine Violations												

**Incomplete data for 2000 & 2001

Population 2001	Washington County - O.L.C.C.			Washington County - O.S.P.			Washington County Totals 455,800		
	Offenses	Arrests	Cleared	Offenses	Arrests	Cleared*	Offenses	Arrests	Cleared
CRIME AGAINST PERSON									
Willful Murder*							8	7	4
Neg. Homicide									
Forcible Rape*				1			138	55	74
Other Sex Crimes				5	2		722	182	315
Kidnapping							72	18	40
Robbery*							224	140	107
Aggravated Assault*				4	3		405	223	277
Simple Assault				7	6		1,924	1,602	1,524
2001 TOTAL				17	11		3,493	2,227	2,341
2000 TOTAL				23	10		3,417	2,083	2,277
CRIME AGAINST PROPERTY									
Burglary*							2,423	343	265
Larceny*				7	1		13,463	2,651	2,339
Motor Vehicle Theft*				7	2		1,652	314	287
Arson*				12	9		154	57	41
Forgery/Counterfeit				6	6		1,700	568	628
Fraud				3	2		1,581	180	323
Embezzlement							138	4	81
Stolen Property							59	32	48
Vandalism				3	7		4,242	486	642
2001 TOTAL				38	27		25,412	4,635	4,654
2000 TOTAL				32	19		22,224	4,188	4,393
BEHAVIORAL CRIMES									
Weapon Laws				5	8		290	174	251
Prostitution							16	14	13
Drug Laws				42	49		1,320	1,088	1,150
Gambling									
Crimes Against Family				13	11		229	113	114
D.U.I.				190	190		2,387	2,188	2,196
Liquor Laws	89	6	89	12	24		1,118	1,331	1,082
Disorderly Conduct				7	7		1,990	770	1,379
All Other	10	2	10	25	22		2,841	1,561	1,929
Curfew							435	454	435
Runaway Juveniles							1,368	296	1,167
2001 TOTAL	99	8	99	294	311		11,994	7,989	9,716
2000 TOTAL	85	30	84	384	363		12,364	8,196	9,649
GRAND TOTAL	99	8	99	349	349		40,899	14,851	16,711
* Index Total				31	15		18,467	3,790	3,394
Traffic Crime				101	101		2,645	1,238	2,173
Fish and Game Laws				96	96		97	97	1
Marine Violations				4	4		4	4	

*Not available

Population 2001	Wheeler County Sheriff 1,550			Wheeler County - O.L.C.C.			Wheeler County - O.S.P.			Wheeler County Totals 1,550		
	Offenses	Arrests	Cleared	Offenses	Arrests	Cleared	Offenses	Arrests	Cleared*	Offenses	Arrests	Cleared
CRIME AGAINST PERSON												
Willful Murder*												
Neg. Homicide												
Forcible Rape*												
Other Sex Crimes	2									2		
Kidnapping												
Robbery*												
Aggravated Assault*			1									1
Simple Assault	5		3							5		3
2001 TOTAL	7		4							7		4
2000 TOTAL	5		1				8	3		13		4
CRIME AGAINST PROPERTY												
Burglary*	15		1							15		1
Larceny*	12		1				1	1		13		2
Motor Vehicle Theft*	4									4		
Arson*												
Forgery/Counterfeit												
Fraud	5									5		
Embezzlement												
Stolen Property												
Vandalism	9						1			10		
2001 TOTAL	45		2				2	1		47		3
2000 TOTAL	18		2				1			19		2
BEHAVIORAL CRIMES												
Weapon Laws	2		1							2		1
Prostitution												
Drug Laws	9		7				1	1		10		8
Gambling												
Crimes Against Family	5		3				1	1		6		4
D.U.I.I	7		7	7						7		7
Liquor Laws	5		2							5		2
Disorderly Conduct												
All Other	50		4				6	2		56		6
Curfew												
Runaway Juveniles	1									1		
2001 TOTAL	79		24	7			8	4		87		28
2000 TOTAL	50		11	5			20	15		70		5
GRAND TOTAL	131		30	7			10	5		141		7
* Index Total	31		3				1	1		32		4
Traffic Crime	2		2	2			1	1		3		2
Fish and Game Laws							74	74		74		74
Marine Violations							5	5		5		5

*Not available

Population 2001	Yamhill County Sheriff 34,130			Amity PD** 1,480			Carlton PD 1,550			Dundee PD 2,670		
	Offenses	Arrests	Cleared	Offenses	Arrests	Cleared	Offenses	Arrests	Cleared	Offenses	Arrests	Cleared
CRIME AGAINST PERSON												
Willful Murder*	1											
Neg. Homicide												
Forcible Rape*	14	2	9									
Other Sex Crimes	55	35	39				1	1	1			
Kidnapping	8	1	8									
Robbery*	6	9	6									
Aggravated Assault*	17	8	13									
Simple Assault	200	99	155				3	2	2			2
2001 TOTAL	301	154	230				4	3	3			2
2000 TOTAL	283	164	220				9	4	3			2
CRIME AGAINST PROPERTY												
Burglary*	178	33	36				7		2		3	
Larceny*	428	59	79				17	1	1		4	
Motor Vehicle Theft*	85	35	23				2					
Arson*	5	5	3					1				
Forgery/Counterfeit	31	8	15				3	2	2			
Fraud	54	14	18				2		1			
Embezzlement												
Stolen Property	2	1	1				3	2	2			
Vandalism	240	25	42				5					
2001 TOTAL	1,023	180	217				39	6	8		7	
2000 TOTAL	1,112	208	293				41	8	7		8	3
BEHAVIORAL CRIMES												
Weapon Laws	11	8	11									1
Prostitution	2											
Drug Laws	91	78	83				2	1	2			1
Gambling												
Crimes Against Family	30	2	12				1	2	1			
D.U.I.I	174	164	174				3	3	3		20	19
Liquor Laws	108	186	103				5	11	5			
Disorderly Conduct	21	17	15				1					1
All Other	380	211	193				10	12	4			
Curfew	24	20	24									
Runaway Juveniles	98	1	34				2	1	1			
2001 TOTAL	939	687	649				24	30	16		20	22
2000 TOTAL	1,019	665	712				45	28	30		33	33
GRAND TOTAL	2,263	1,021	1,096				67	39	27		27	24
* Index Total	734	151	169				26	2	3		7	
Traffic Crime	141	82	141				3	1	3		9	7
Fish and Game Laws	1	1	1									9
Marine Violations	2	2	2									

**No reports for 2000 or 2001

Population 2001	Yamhill County - O.L.C.C.			Yamhill County - O.S.P.			Yamhill County Totals 86,400		
	Offenses	Arrests	Cleared	Offenses	Arrests	Cleared*	Offenses	Arrests	Cleared
CRIME AGAINST PERSON									
Willful Murder*							1		
Neg. Homicide									
Forcible Rape*				1			37	7	24
Other Sex Crimes				2	1		180	87	114
Kidnapping							25	2	19
Robbery*							23	15	11
Aggravated Assault*				3	1		90	22	78
Simple Assault				6	4		474	327	382
2001 TOTAL				12	6		830	460	628
2000 TOTAL				9	6		846	444	645
CRIME AGAINST PROPERTY									
Burglary*							454	75	101
Larceny*				7			2,044	343	645
Motor Vehicle Theft*				2	2		202	72	80
Arson*				4	1		17	21	8
Forgery/Counterfeit				3	1		191	40	83
Fraud				2			291	38	143
Embezzlement							4		1
Stolen Property				1			16	15	11
Vandalism				3	2		1,037	98	351
2001 TOTAL				22	6		4,256	702	1,423
2000 TOTAL				12	5		4,612	882	1,823
BEHAVIORAL CRIMES									
Weapon Laws				5	4		46	27	41
Prostitution				1			6	5	3
Drug Laws				32	28		354	256	290
Gambling									
Crimes Against Family				5	3		196	15	145
D.U.I.I				98	98		601	559	503
Liquor Laws	33	1	32	6	6		418	591	403
Disorderly Conduct				1	1		119	92	108
All Other				36	29		2,105	798	1,737
Curfew							144	106	144
Runaway Juveniles							319	19	237
2001 TOTAL	33	1	32	184	169		4,308	2,468	3,611
2000 TOTAL	32		32	174	161		4,183	2,541	3,478
GRAND TOTAL	33	1	32	218	181		9,394	3,630	5,662
* Index Total				17	4		2,868	555	947
Traffic Crime				39	39		483	307	444
Fish and Game Laws				47	47		48	48	1
Marine Violations				1	1		3	3	2

*Not available

SECTION 9

ABBREVIATED CRIME REPORTING DEFINITIONS

This page is intentionally blank.

CRIMES AGAINST PERSONS

Crimes Against Persons include criminal offenses where the victim is present and the act is violent, threatening or has the potential of being physically harmful.

WILLFUL MURDER and NON-NEGLIGENT MANSLAUGHTER - The willful (non-negligent) killing of one human being by another.

NEGLIGENT HOMICIDE - The killing of another person through gross negligence.

Offenses - Exclude motor vehicle traffic deaths.

Arrests - Include persons arrested for motor vehicle traffic death.

FORCIBLE RAPE - The carnal knowledge of a female, forcibly and against her will.

OTHER SEX CRIMES - Covers offenses such as Statutory Rape, Molest, Indecent Exposure, Sodomy and Other offenses against common decency, moral and the like. (Does not include Forcible Rape, Prostitution and Commercialized Vice).

KIDNAPPING - The substantial interference with another person's liberty without consent or legal authority.

ROBBERY - The taking or attempting to take anything of value from the care, custody or control of a person or persons by force or threat of force or violence or by putting the victim in fear.

AGGRAVATED ASSAULT - An unlawful attack by one person upon another for the purpose of inflicting severe or aggravated bodily injury. Although actual injury is not a requirement, this type of assault usually in accompanied by the use of a weapon or by means likely to produce death or great bodily harm.

SIMPLE ASSAULT - Assaults which are limited to the use of physical force and result in little or no injury to the victim.

CRIMES AGAINST PROPERTY

Crimes Against Property include offenses that involve taking something of value by theft or deception or the destruction of property.

BURGLARY - The unlawful entry of a structure or dwelling with intent to commit a felony or a theft.

LARCENY - The unlawful taking, carrying, leading, or riding away of property from the possession or constructive possession of another.

MOTOR VEHICLE THEFT - The theft or attempted theft of a motor vehicle.

ARSON - Any willful or malicious burning or attempt to burn, with or without intent to defraud, a dwelling house, public building, motor vehicle, or aircraft, personal property of another, etc.

FORGERY - Forgery and counterfeiting are treated as allied offenses. In this classification are placed all offenses dealing with the making, altering, uttering or possessing, with intent to defraud, anything false in the semblance of that which is true.

FRAUD - Fraudulent conversion and obtaining money or property by false pretenses. This includes "identity theft".

EMBEZZLEMENT - Misappropriation or misapplication of money or property entrusted to one's care, custody or control.

STOLEN PROPERTY OFFENSES - Included in this classification are all offenses of buying, receiving and possessing stolen property, as well as all attempts to commit any of these offenses.

VANDALISM - Consists of the willful or malicious destruction, injury, disfigurement or defacement of any public or private property.

BEHAVIORAL CRIMES

Behavioral Crimes include criminal offenses that violate laws relating to personal conduct, responsibility and public order. Although not necessarily violent, or property offenses in themselves, they may often contribute to other criminal acts.

WEAPONS REGULATION LAWS - Carrying possessing, etc.

PROSTITUTION - Included here are the sex offenses of a commercialized nature.

DRUG LAWS - Included are all violations of state and local laws, specifically those relating to the unlawful possession, sales, use, growing and manufacturing of illegal drugs.

GAMBLING - All offenses which relate to promoting, permitting, or engaging in gambling are included in this category.

CRIMES AGAINST FAMILY - Included here are offenses such as abandonment, neglect of children, custodial interference and non-support. (Physical abuse would be reported as an assault).

D. U. I. I. - Driving or operating any vehicle or common carrier while under the influence of liquor or drugs.

LIQUOR LAWS - With the exception of Driving Under the Influence all liquor law violations, state or local, are placed in this classification.

DISORDERLY CONDUCT - In this classification are placed all offenses which constitute a breach of the peace.

ALL OTHER OFFENSES - Except Traffic - Included is every other state or local offense, not listed elsewhere.

JUVENILE CURFEW VIOLATIONS - Local curfew or juvenile loitering ordinances where such laws exist.

RUNAWAY JUVENILES - Runaway juveniles when reported by their parents or guardians.

TRAFFIC CRIMES - Serious traffic offenses which are classified as a misdemeanor or felony as defined by the Oregon Motor Vehicle Code.

FISH and GAME - Sporting, personal use, commercial fishing and game violations.

MARINE VIOLATIONS - Marine boating violations.

This page is intentionally blank.