

SECTION 2
STATEWIDE
CRIMES AGAINST PERSONS
OFFENSES AND ARRESTS

This page is intentionally blank.

OREGON CRIME CLOCK

1 Crime Against Persons every 11.8 minutes

1 Homicide
every 5.6 days

1 Neg.Homicide
every 8.7 weeks

1 Other Sex Crime
every 1.5 hours


1 Rape
every 6.8 hours

1 Kidnap
every 13.4 hours

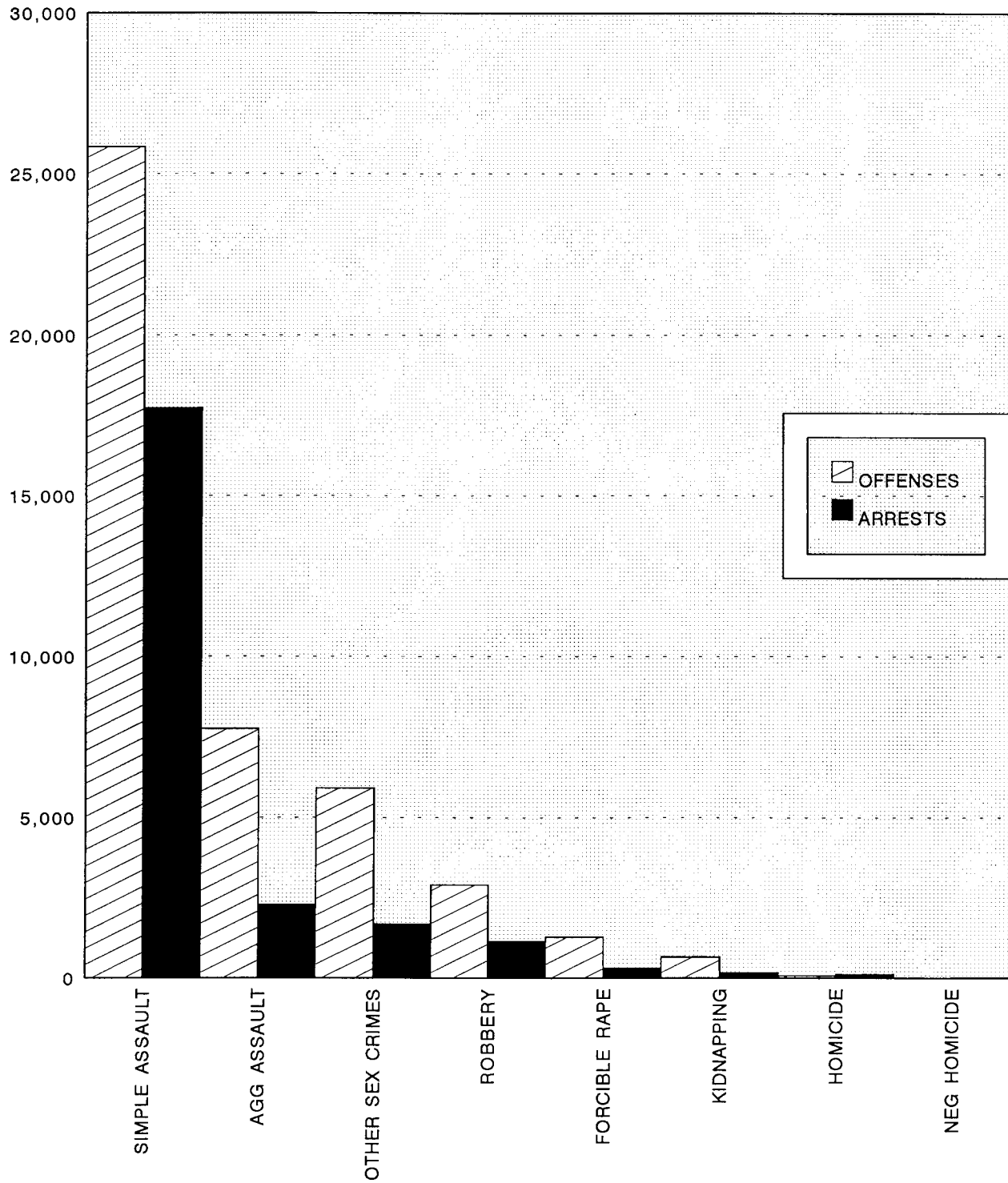
1 Simple Assault
every 20.3 minutes

1 Aggravated Assault
every 1.1 hours

1 Robbery
every 3.0 hours



STATEWIDE CRIMES AGAINST PERSONS, 2000



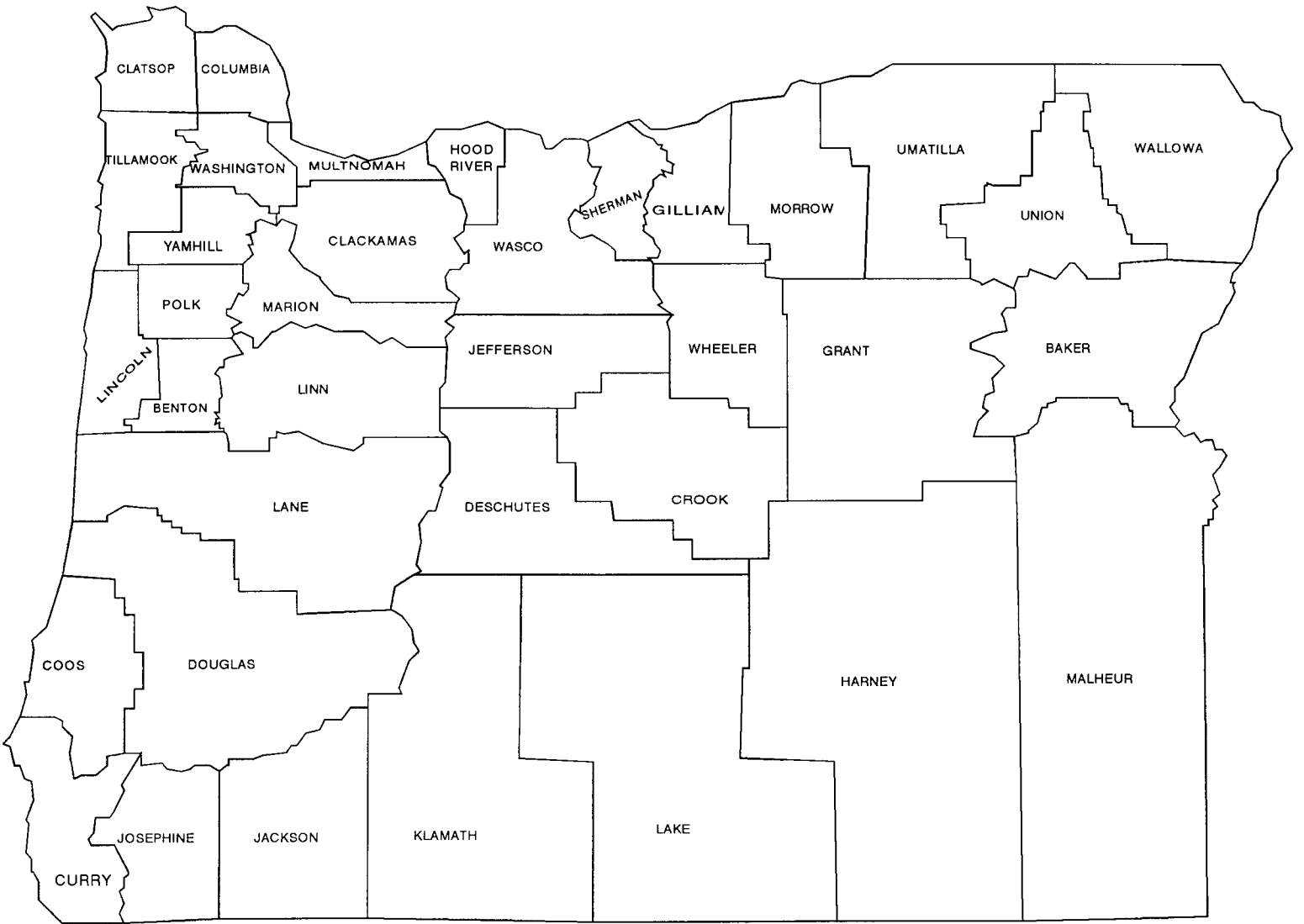
OFFENSES	25,848	7,746	5,896	2,906	1,282	654	67	6
ARRESTS	17,729	2,288	1,676	1,147	304	163	111	14

STATEWIDE CRIMES AGAINST PERSONS, 2000

CLASSIFICATION	2000 OFFENSES	PERSONS ARRESTED				PROPERTY	
		ADULT	JUVENILE	MALE *	FEMALE *	LOSS VALUE *	RECOVERED VALUE *
Willful Murder	55	66	9	71	4		
Aggravated Murder	12	35	1	31	5		
MURDER TOTAL	67	101	10	102	9	NOT APPLICABLE	
Negligent Homicide	6	8	1	8	1	NOT APPLICABLE	
Traffic Death Arrests		4	1	4	1	NOT APPLICABLE	
Forcible Rape	1,141						
Attempt Force Rape	141						
RAPE TOTAL	1,282	258	46	297	5	NOT APPLICABLE	
SEX CRIMES							
Non-Force Rape	586	150	17	160	5		
Cont. to Sex Delqncy	282	99	1	92	8		
Physical Molest	2,693	464	167	594	34		
Obscene Phone Call incest	82 40	2 6		1 5	1 2		
Exposer	714	269	22	260	26		
Forcible Sodomy	499	68	69	134	3		
Non-Force Sodomy	115	27	19	41	2		
Other Sex Crimes	885	232	63	278	12		
SEX CRIME TOTAL	5,896	1,317	359	1,565	93	NOT APPLICABLE	
KIDNAPPING							
For Add Crime Purpose	588						
Hostage/Shield	61						
For Ransom	5						
KIDNAPPING TOTAL	654	150	13	151	6	NOT APPLICABLE	
ROBBERY							
Highway	900					208,379	16,938
Business	837					1,044,949	50,290
Service Station	67					47,331	3,877
Convenience Store	188					47,816	1,557
Residence	263					149,213	11,193
Bank	147					215,283	17,225
Other Robbery	504					107,832	24,654
ROBBERY TOTAL	2,906	901	246	990	151	1,820,803	125,734
Aggravated Assault	7,559	1,799	401	1,803	394		
Attempted Murder	187	79	9	76	12		
AGG. ASSAULT TOTAL	7,746	1,878	410	1,879	406	NOT APPLICABLE	
SIMPLE ASSAULT	25,848	14,959	2,770	13,539	4,020	NOT APPLICABLE	
CRIMES AGAINST PERSONS							
TOTAL	44,405	19,576	3,856	18,535	4,692	1,820,803	125,734

* Persons Arrested Male & Female and Property Loss & Recovered columns of this table do not include data from Roseburg Police Department.

OREGON COUNTY MAP



COUNTY FIVE YEAR PROFILE OF CRIMES AGAINST PERSONS					
	1996	1997	1998	1999	2000
BAKER	325	392	369	237	256
BENTON	733	699	741	805	785
CLACKAMAS	3,602	3,393	3,633	3,146	2,989
CLATSOP	475	440	422	456	511
COLUMBIA	420	372	403	418	435
COOS	930	937	997	803	537
CROOK	239	256	240	169	209
CURRY	284	222	282	211	209
DESCHUTES	1,184	1,226	1,382	1,472	1,252
DOUGLAS	1,466	1,317	1,194	1,068	1,040
GILLIAM	18	16	18	18	14
GRANT	86	76	66	58	58
HARNEY	82	94	96	67	88
HOOD RIVER	199	181	184	183	172
JACKSON	2,389	2,406	2,309	2,143	2,128
JEFFERSON	317	335	370	288	320
JOSEPHINE	978	994	1,093	915	860
KLAMATH	905	969	974	882	899
LAKE	37	40	42	48	90
LANE	4,676	4,756	4,619	4,233	4,326
LINCOLN	596	555	599	646	628
LINN	1,645	1,664	1,477	1,316	1,417
MALHEUR	597	434	367	326	370
MARION	4,232	4,293	4,138	3,707	3,798
MORROW	161	172	167	192	189
MULTNOMAH	16,175	15,816	14,449	14,988	14,336
POLK	687	682	629	597	593
SHERMAN	23	22	21	16	20
TILLAMOOK	290	325	315	257	293
UMATILLA	970	976	1,035	817	825
UNION	217	227	217	211	192
WALLOWA	49	52	52	39	24
WASCO	309	370	340	291	266
WASHINGTON	3,156	3,313	3,439	3,410	3,417
WHEELER	15	17	18	8	13
YAMHILL	938	894	896	875	846
TOTAL	49,405	48,933	47,593	45,316	44,405

STATEWIDE TEN YEAR OFFENSE, POPULATION and RATE PROFILE

YEAR	POPULATION	CRIMES AGAINST PERSONS	RATE PER 10,000 POPULATION
1991	2,930,000	49,246	168.1
1992	2,979,000	50,928	171.0
1993	3,038,000	53,117	174.8
1994	3,082,000	54,656	177.3
1995	3,132,000	54,830	175.1
1996	3,181,000	49,405	155.3
1997	3,217,000	48,933	152.1
1998	3,267,550	47,593	145.7
1999	3,300,800	45,316	137.3
2000	3,436,750	44,405	129.2

STATEWIDE FIVE YEAR OFFENSES by FORCE ELEMENT

OFFENSES by FORCE ELEMENT, 1996 THROUGH 2000										
Classification	Year	WEAPON TOTAL	KNIFE/ CUTTING	OTHER WEAPON	PHYSICAL FORCE	FIREARM TOTAL	Firearm by Type			
							Hand Gun	Rifle/ Shotgun	Other Firearm	Unknown Firearm
Murder	1996	119	21	30	10	58	50	8		
	1997	99	8	13	10	68	51	14		3
	1998	113	22	9	13	69	49	11		9
	1999	86	16	15	10	45	28	6	7	4
	2000	67	3	5	10	49	36	6	4	3
Negligent Homicide *	1996	10		3		7	4	3		
	1997	12		3	1	8	6	2		
	1998	10		7		3	2	1		
	1999	5		1	1	3	1	2		
	2000	6		2	3	1	1			
Forcible Rape	1996	1,243	48	42	1,121	32	29	2	1	
	1997	1,233	48	40	1,116	29	25	1		3
	1998	1,249	37	47	1,138	27	22			5
	1999	1,179	38	41	1,076	24	20		1	3
	2000	1,219	34	49	1,110	26	21	2	2	1
Robbery	1996	3,854	402	337	1,959	1,156	871	43	29	213
	1997	3,736	337	276	1,918	1,205	930	48	20	207
	1998	3,376	345	250	1,746	1,035	774	47	18	196
	1999	2,861	266	251	1,559	785	594	34	10	147
	2000	2,828	279	208	1,538	803	622	33	14	134
Aggravated Assault	1996	9,322	1,441	2,985	3,138	1,758	1,047	255	163	293
	1997	9,185	1,416	3,153	2,959	1,657	1,021	232	161	243
	1998	8,590	1,369	2,976	2,877	1,368	824	221	129	194
	1999	8,268	1,300	2,998	2,854	1,116	709	143	94	170
	2000	7,644	1,102	2,642	3,003	897	584	129	88	96
TOTALS	1996	14,548	1,912	3,397	6,228	3,011	2,001	311	193	506
	1997	14,265	1,809	3,485	6,004	2,967	2,033	297	181	456
	1998	13,338	1,773	3,289	5,774	2,502	1,671	280	147	404
	1999	12,399	1,620	3,306	5,500	1,973	1,352	185	112	324
	2000	11,764	1,418	2,906	5,664	1,776	1,264	170	108	234

* Negligent Homicide offenses does not include vehicular deaths.

1997 force element data incomplete for Negligent Homicide.

1996 – 2000 Data in this table does not include Douglas County Sheriff's Department and Hillsboro Police Department.

1998 – 2000 Data in this table does not include Roseburg Police Department.

STATEWIDE HOMICIDE VICTIMS by SEX, RACE and WEAPON

YEAR	TOTAL	SEX		RACE						WEAPON							
		MALE	FEMALE	WHITE	BLACK	INDIAN	HISP.	ASIAN	UNK	HAND-GUN	RIFLE	SHOT-GUN	GUN-UNK	KNIFE	BLUNT OBJ	PHYSICAL FORCE	OTHER WEAPON
1991	129	80	49	89	23	3	12	2		42	5	5	3	34	11	8	21
1992	137	80	57	108	12	2	12	3		36	14	5	5	19	15	15	28
1993	141	96	45	98	19	2	13	8	1	57	7	7	4	30	9	9	18
1994	148	95	53	110	23	1	13		1	67	13	8	8	30	7	7	8
1995	129	86	43	85	21	3	18	2		60	7	6	8	21	14	7	14
1996	119	78	41	77	16	2	16	8		50	4	4		21	14	10	20
1997	99	70	29	66	19	2	9	2		51	7	7	3	8	8	10	5
1998	113	79	34	85	10	2	15	1		49	7	4	9	22	6	13	3
1999	86	56	30	56	13		14	3		28	1	5	11	16	4	10	11
2000	67	56	11	42	12	1	10	2		36	4	2	7	3	3	10	2

OTHER WEAPONS INCLUDE:

Arson, Asphyxiation, Drowning, Poison, Strangle, etc. and Unknown

ASIAN INCLUDES:

Chinese, Japanese, Vietnamese and Asian or Pacific Islander

STATEWIDE NEGLIGENT HOMICIDE by TYPE

NEGLIGENT HOMICIDE - Killing through gross negligence. Limited to "non-traffic" type of circumstances only.

	1991	1992	1993	1994	1995	1996	1997*	1998	1999	2000
Victim shot while hunting		6			1	1			2	
Gun cleaning death other than self inflicted						1				
Children playing with gun	2	1	2	1	2	2	4	1		
Other negligent handling of a gun	2	2	2	7	2	2	4	2	1	1
All other manslaughter by negligence	2	2	1	8	8	4	4	7	2	5
NEGLIGENT HOMICIDE TOTAL	6	11	5	16	13	10	12	10	5	6

* 1997 type of circumstance data incomplete for Negligent Homicide.

HOMICIDES - STATE OF OREGON by COUNTY										
	1991	1992	1993	1994	1995	1996	1997	1998	1999	2000
BAKER		1					1	1	2	
BENTON		1	1	3	2	1			1	
CLACKAMAS	10	7	11	9	5	5	4	4	4	4
CLATSOP	3		2		1		2	2	1	
COLUMBIA	1	5	1		1	1			1	1
COOS	7	2	1	4	1	5	3	1		
CROOK	1	1		1			1			
CURRY	2	1		2						
DESCHUTES		4	1	2	2		2	1	3	2
DOUGLAS	10	2	6	4	3	2	2	3	2	1
GILLIAM										
GRANT		3	1				1			
HARNEY						1		1		
HOOD RIVER			1	2						
JACKSON	2	5	4	6	9	10	5	7	3	4
JEFFERSON		2	1			2			1	1
JOSEPHINE	4	4	4	3	7	3	3	5	2	
KLAMATH	2	3	5	4	3	4	3	5	1	2
LAKE		1	1					1		
LANE	4	10	6	5	12	11	5	12	5	7
LINCOLN		2	2	1	5			4	1	1
LINN		2	2	5	3	2	1	2	1	2
MALHEUR	1	2					1		1	
MARION	9	19	14	15	15	9	4	15	2	9
MORROW					1					
MULTNOMAH	56	46	61	60	47	49	53	27	42	23
POLK		1	1	3	3	2	1	2	1	
SHERMAN										
TILLAMOOK			1						2	
UMATILLA **		2	1	3	2	2	2	2	2	2
UNION	1		3	2	1					
WALLOWA							1			
WASCO	7			1		1	1	2		1
WASHINGTON	7	8	9	11	6	7	3	14	6	4
WHEELER				1						
YAMHILL	2	3	1	1		2	2	2	2	3
TOTAL	129	137	141	148	129	119	101	113	86	67

OTHER SEX CRIMES by TYPE and VICTIM 1999 & 2000								
TYPE	VICTIM ADULT MALE		VICTIM ADULT FEMALE		VICTIM JUVENILE MALE		VICTIM JUVENILE FEMALE	
	1999	2000	1999	2000	1999	2000	1999	2000
Non-Force Rape	5	9	39	43	34	24	459	482
Contrib. to Sex Delinq.	9	5	5	5	32	44	195	217
Physical Molest	73	65	433	376	456	393	1,814	1,695
Obscene Phone Call	4	10	61	63	0	1	17	7
Incest	1	0	5	2	6	5	47	26
Indecent Exposure	147	118	340	317	37	30	182	207
Forcible Sodomy	23	41	99	82	161	149	211	196
Non-Force Sodomy	5	2	5	7	45	33	65	59
Other Sex Crimes	56	61	168	222	119	114	520	472
TOTAL	323	311	1,155	1,117	890	793	3,510	3,361

1999 & 2000 Data in this table does not include Douglas County Sheriff's Department, Roseburg Police Department or Hillsboro Police Department.