

STATE OF OREGON
REPORT OF
CRIMINAL OFFENSES and ARRESTS
2000

This report was prepared from information provided through the Oregon Uniform Crime Reporting program by Oregon Law Enforcement Agencies for 2000.

Note regarding missing data:

Statewide, law enforcement agencies have made every effort to report their crime data as accurately as possible. However, some tables in this report will contain footnotes regarding data which was not reported or not available for various reasons.

Questions or concerns regarding any portion of this report or the Oregon Uniform Crime Reporting Program may be addressed by contacting:

Jeffrey D. Bock, Manager
Oregon Uniform Crime Reporting
Law Enforcement Data System
955 Center Street NE, U520
Salem, Oregon 97301-2559
(503) 378-3057

December 2001

TABLE OF CONTENTS

	Page
INTRODUCTION	vii
SECTION - 1 STATEWIDE SUMMARY	1-1
Summary	1-3
2000 Criminal Offenses by Population Center	1-5
Chart - Total Reported Offenses - January through December 2000	1-6
Reported Offenses	1-7
Map - Oregon County Map	1-8
County Five Year Profile of Total Crimes	1-9
Chart - Total Reported Arrests - January through December 2000	1-10
Reported Arrests	1-11
Index Crime Offenses	1-12
Chart - Total Reported Index Crime Offenses	1-12
Index Crime Arrests.....	1-13
Chart - Total Reported Index Crime Arrests	1-13
Map - Oregon County Map	1-14
County Five Year Profile of Index Crime	1-15
Statewide Offenses by Day of Week, 2000	1-16
Statewide Offenses by Month, 2000	1-17
Statewide Offenses by Type of Location, 2000	1-18
Statewide Offenses by Time of Occurrence, 2000	1-19

	Page
Report of Criminal Offenses Motivated by Prejudice January through December 2000	1-21
Oregon Bias Crime Statistics Summary January through December 2000	1-23
Chart - Bias Crime Total by Month January through December 2000 Compared to January through December 1999	1-24
Chart - Bias Crime by Type of Prejudice January through December 2000 Compared to January through December 1999	1-24
Reported Incidents by Month	1-25
Reported Incidents by Type of Crime	1-25
Reported Incidents by Type of Prejudice	1-25
Number and Description of Victims	1-27
Number and Description of Offenders	1-27
Chart - Crimes Motivated by Prejudice by County January through December 1999 and 2000	1-28
Reported Incidents by County of Occurrence	1-29
Domestic Disturbance Reporting January through December 2000	1-31
Domestic Disturbance Reporting Summary January through December 2000	1-33
Oregon Domestic Disturbance Reported Incidents by County and Type ..	1-34

SECTION - 2 STATEWIDE CRIMES AGAINST PERSONS OFFENSE and ARREST PROFILE	2-1
Oregon Crime Clock	2-3
Chart - Statewide Crimes Against Persons, 2000	2-4
Statewide Crimes Against Persons, 2000 Offenses, Arrests and Property Loss by Crime	2-5
Map - Oregon County Map	2-6
County Five Year Profile of Crimes Against Persons	2-7
Statewide Ten Year Offense, Population and Rate Profile	2-8
Statewide Five Year Offenses by Force Element	2-9
Statewide Homicide Victims by Sex, Race and Weapon	2-10
Statewide Negligent Homicide by Type	2-10
Homicides - State of Oregon by County	2-11
Other Sex Crimes by Type and Victim 1999 & 2000	2-12
 SECTION - 3 STATEWIDE CRIMES AGAINST PROPERTY OFFENSE and ARREST PROFILE	 3-1
Oregon Crime Clock	3-3
Chart - Statewide Crimes Against Property, 2000	3-4
Statewide Crimes Against Property, 2000 Offense, Arrests and Property Loss by Crime	3-5
County Five Year Profile of Crimes Against Property	3-6
Statewide Ten Year Offense, Population and Rate Profile	3-7

SECTION - 4 STATEWIDE BEHAVIORAL CRIMES OFFENSE and ARREST PROFILE	4-1
Oregon Crime Clock	4-3
Chart - Statewide Behavioral Crimes, 2000	4-4
Statewide Behavioral Crimes, 2000 Offenses, Arrests and Property Loss by Crime	4-5
Map - Oregon County Map	4-6
County Five Year Profile of Behavioral Crimes	4-7
Statewide Ten Year Offense, Population and Rate Profile	4-8
Statewide Drug Law Offenses by Type of Drug and Activity, 2000	4-9
Statewide Drug Law Arrests by Type of Drug and Activity, 2000	4-9
Drug Offenses by County and Type, 2000	4-10
Drug Arrests by County and Type, 2000	4-11
Map - Oregon County Map	4-12
Drug Offenses by County 1996 through 2000	4-13
D. U. I. I. Offenses by County 1996 through 2000	4-14
D. U. I. I. Offenses Distributed by County and Major Population Center, 2000 ...	4-15
 SECTION - 5 STATEWIDE REGULATORY OFFENSES TRAFFIC CRIME, FISH & GAME, and MARINE VIOLATIONS	 5-1
Statewide Offense and Arrest Summary	5-3
Map - Oregon County Map	5-4
Traffic Crime Offenses by County, 2000	5-5
Fish & Game Offenses by County, 2000	5-6
Marine Violation Offenses by County, 2000	5-7

SECTION - 6 STATEWIDE ARREST INFORMATION6-1

 Number of Arrests by Age - State of Oregon, 20006-3

 Number of Male Arrests by Age - State of Oregon, 20006-4

 Number of Female Arrests by Age - State of Oregon, 20006-5

 Number of Arrests by Race - State of Oregon, 20006-7

 Map - Oregon County Map6-8

 State of Oregon Arrests by Race & County, 20006-9

 Total Arrests for Crimes Against Persons by Race & County, 20006-10

 Total Arrests for Crimes Against Property by Race & County, 20006-11

 Total Arrests for Behavioral Crimes by Race & County, 20006-12

SECTION - 7 STATEWIDE LAW ENFORCEMENT EMPLOYEES and OFFICER ASSAULTED INFORMATION7-1

 Law Enforcement Employees - Statewide, 20007-3

 Law Enforcement Employees - History7-3

 Law Enforcement Employees by Department with Officer Assault, 20007-4

 Statewide Officer Assault, 20007-9

SECTION - 8 AGENCY SUMMARY and DETAIL TABLES8-1

SECTION - 9 ABBREVIATED CRIME REPORTING DEFINITIONS9-1

 Crimes Against Persons9-3

 Crimes Against Property9-4

 Behavioral Crimes9-5

This page is intentionally blank.

INTRODUCTION

The Oregon Uniform Crime Reporting (OUCR) program presents information in offense and arrest groupings of **Crimes Against Persons**, **Crimes Against Property** and **Behavioral Crimes**.

The offense groups are described below.

Crimes Against Persons: Criminal offenses where the victim is present and the act is violent, threatening or has the potential of being physically harmful.

Willful Murder	Kidnapping
Negligent Homicide	Robbery
Rape	Aggravated Assault
Other Sex Crimes	Simple Assault

Crimes Against Property: Criminal offenses that involve taking something of value by theft or deception or the destruction of property.

Burglary	Fraud
Larceny	Embezzlement
Motor Vehicle Theft	Stolen Property (Buy, Sell, Possess)
Arson	Vandalism
Forgery/Counterfeit	

Behavioral Crimes: Crimes that represent society's prohibitions on engaging in certain types of activity such as criminal offenses that violate laws relating to personal conduct, responsibility and public order. Although not necessarily violent or property offenses in themselves, they may often contribute to other criminal acts.

Weapons Regulation Laws	Liquor Laws
Prostitution	Disorderly Conduct
Drug Laws	All Other Offenses (Except Traffic)
Gambling	Curfew
Offenses Against Family	Runaway Juveniles
D. U. I. I.	

Traffic Crime, Fish & Game, and Marine Violations: These three areas will be shown separately and are not included in crime totals listed above.

This page is intentionally blank.

SECTION 1

STATEWIDE SUMMARY

This section presents an overview of Statewide Statistics relating to criminal Offenses and Arrests for 2000.

This page is intentionally blank.

SUMMARY

CRIME IN OREGON

Crime in Oregon increased 1.1% in 2000 when compared to 1999. Crime increased in 22 of the 36 counties in Oregon.

Crime in the five major populated counties is depicted in this summary as a visual overview of crime in Oregon. The counties of Clackamas, Lane, Marion, Multnomah and Washington represent 60.0% of the State's population. These 5 counties reported 61.3% of the total crime in Oregon and 65.0% of the total Crimes Against Persons.

OREGON POPULATION

Population estimates for Oregon are provided by the Center of Population Research and Census, Portland State University. Total Oregon population for 2000 statistics is 3,436,750.

CRIMES AGAINST PERSONS

Crimes Against Persons decreased 2.0% from 1999 to 2000.

DECREASES REPORTED:

Willful Homicide, Other Sex Crimes, Robbery, Aggravated Assault and Simple Assault all showed decreases.

INCREASES REPORTED:

Negligent Homicide, Rape and Kidnapping showed increases.

CRIMES AGAINST PROPERTY

Crimes Against Property increased 2.1% from 1999 to 2000.

DECREASES REPORTED:

Burglary and Stolen Property Offenses (Possession, buy, sell) showed decreases.

INCREASES REPORTED:

Larceny, Motor Vehicle Theft, Arson, Forgery/Counterfeit Fraud, Embezzlement and Vandalism showed increases.

BEHAVIORAL CRIMES

Behavioral Crimes increased 0.5% from 1999 to 2000.

DECREASES REPORTED:

Weapons Offenses, Drug Laws, Liquor Laws, and Curfew showed decreases.

INCREASES REPORTED:

Prostitution, Gambling, Offenses Against Family, D.U.I.I., Disorderly Conduct, "All Other" and Runaway all showed increases.

INDEX CRIME RATE

The Index Crime Rate for 2000 was 490.2 crimes per 10,000 population. This is a 4.1% decrease from the rate of 511.2 for 1999. These rates are based on estimated population of 3,436,750 for 2000 and 3,300,800 for 1999.

ARRESTS IN OREGON

Arrests = 172,227 (This excludes arrests for Traffic Crime, Fish & Game, or Marine)

The total number of arrests increased 3.8%.

Arrests of Adults (persons 18 years and older) increased 6.2%.

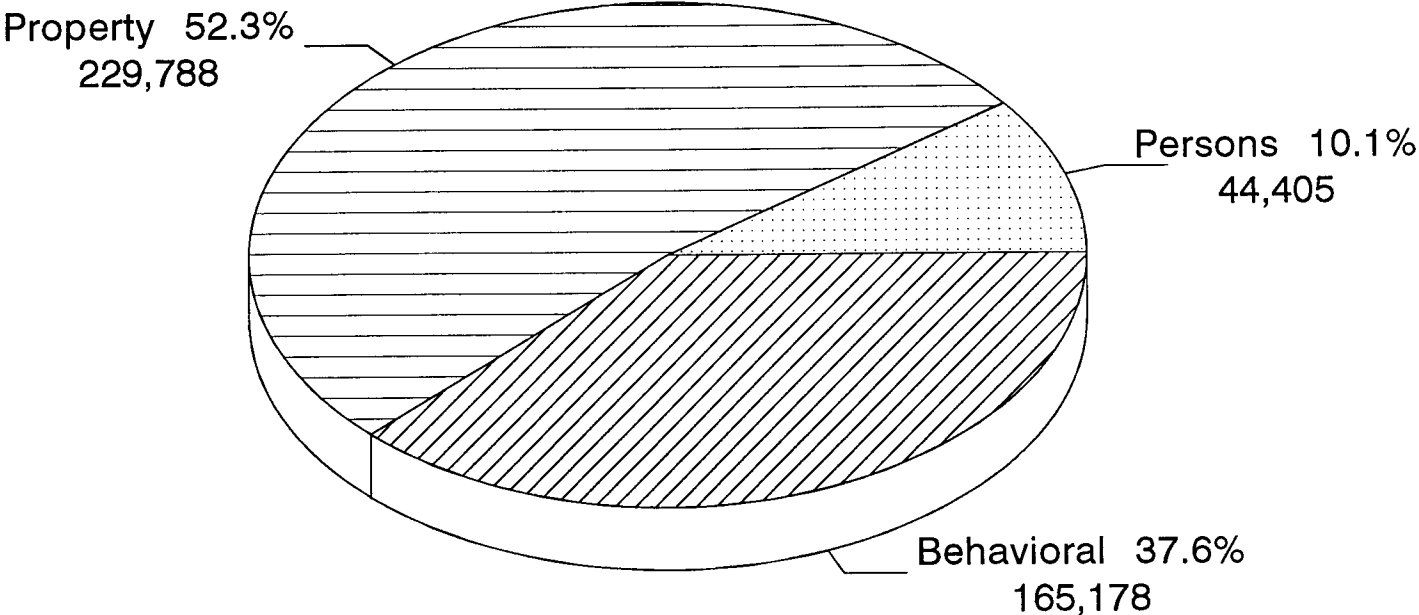
Arrests of Juveniles (persons 17 years and younger) decreased 3.8%.

2000 CRIMINAL OFFENSES by POPULATION CENTER

The cities of Portland, Salem and Eugene, combined have 23.5% of the Oregon population and reported 37.4% of the Crimes Against Persons, 34.7% of the Crimes Against Property, 28.0% of Behavioral Crimes and 32.4% of the Crime Total.

Multnomah, Clackamas, Washington, Marion and Lane Counties contain 60.0% of the State's population and reported 61.3% of the Crime Total.

TOTAL REPORTED OFFENSES
January through December 2000



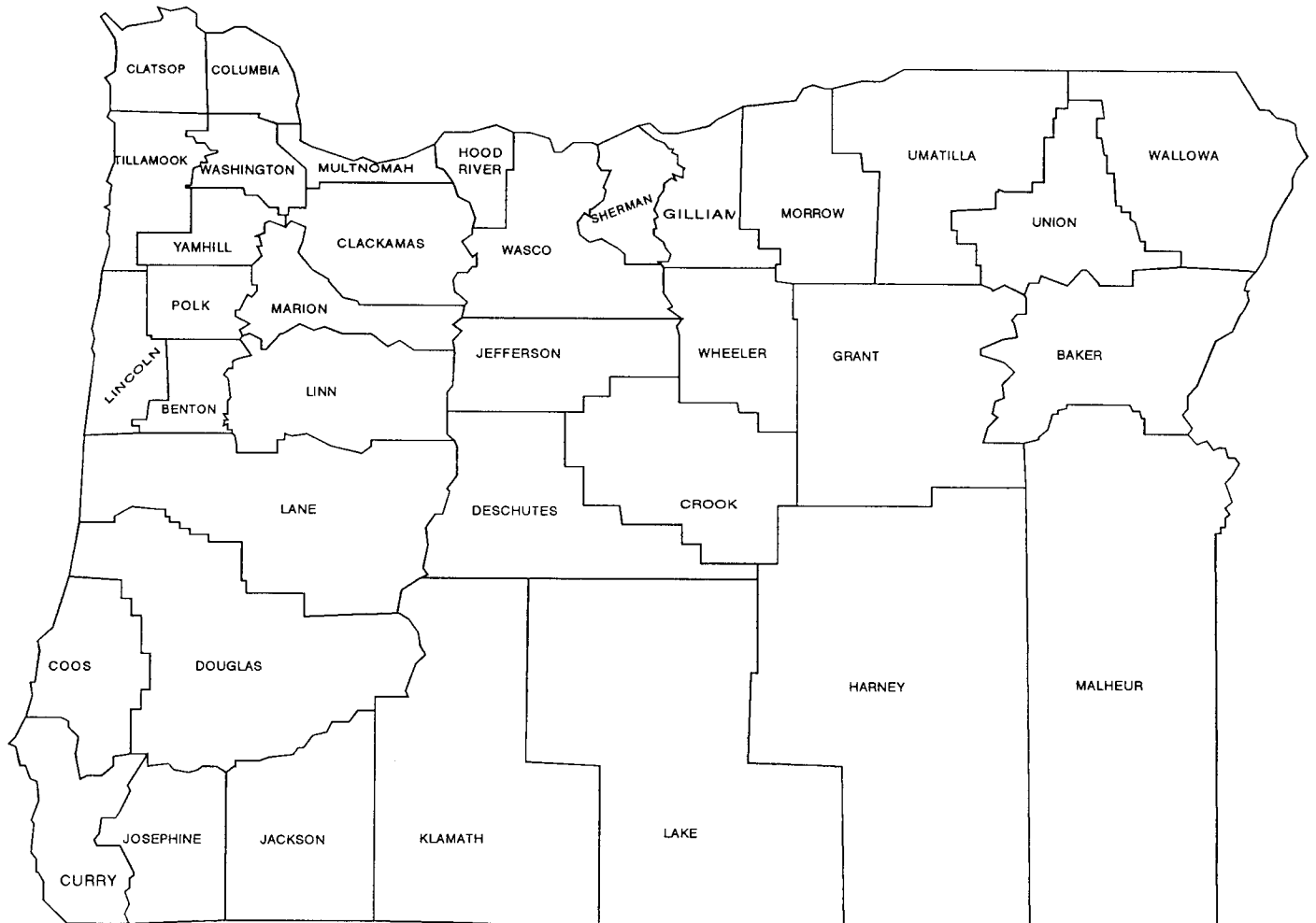
Total Offenses = 439,371

REPORTED OFFENSES

			PERCENT	RATE PER 10,000	
	1999	2000	CHANGE	1999	2000
CRIMES AGAINST PERSONS					
Willful Murder *	86	67	-22.1%	0.3	0.2
Negligent Homicide (1)	5	6	20.0%	0.0	0.0
Forcible Rape *	1,244	1,282	3.1%	3.8	3.7
Other Sex Offenses	6,041	5,896	-2.4%	18.3	17.2
Kidnapping	631	654	3.6%	1.9	1.9
Robbery *	2,949	2,906	-1.5%	8.9	8.5
Aggravated Assault *	8,416	7,746	-8.0%	25.5	22.5
Simple Assault	25,944	25,848	-0.4%	78.6	75.2
TOTAL	45,316	44,405	-2.0%	137.3	129.2
CRIMES AGAINST PROPERTY					
Burglary *	26,854	25,582	-4.7%	81.4	74.4
Larceny *	113,602	114,948	1.2%	344.2	334.5
Motor Vehicle Theft *	14,012	14,248	1.7%	42.5	41.5
Arson *	1,561	1,700	8.9%	4.7	4.9
Forgery/Counterfeiting	12,831	13,316	3.8%	38.9	38.7
Fraud	10,950	12,621	15.3%	33.2	36.7
Embezzlement	766	807	5.4%	2.3	2.3
Stolen Property	830	787	-5.2%	2.5	2.3
Vandalism	43,690	45,779	4.8%	132.4	133.2
TOTAL	225,096	229,788	2.1%	681.9	668.6
BEHAVIORAL CRIMES					
Weapon Laws	3,508	3,355	-4.4%	10.6	9.8
Prostitution	815	861	5.6%	2.5	2.5
Drug Laws	23,609	23,572	-0.2%	71.5	68.6
Gambling	23	25	8.7%	0.1	0.1
Crimes Against Family	2,462	2,715	10.3%	7.5	7.9
D.U.I.I.	25,091	25,349	1.0%	76.0	73.8
Liquor Laws	16,296	15,809	-3.0%	49.4	46.0
Disorderly Conduct	16,183	16,942	4.7%	49.0	49.3
All Other (Except Traffic)	59,066	59,381	0.5%	178.9	172.8
Curfew	5,606	4,909	-12.4%	17.0	14.3
Runaway Juveniles	11,667	12,260	5.1%	35.3	35.7
TOTAL	164,326	165,178	0.5%	497.8	480.6
GRAND TOTAL	434,738	439,371	1.1%	1317.1	1278.4
* Index Total	168,724	168,479	-0.1%	511.2	490.2
Traffic Crime	22,864	24,533	7.3%	69.3	71.4
Fish & Game Violations	4,829	5,148	6.6%	14.6	15.0
Marine Violations	881	795	-9.8%	2.7	2.3

(1) Negligent Homicide offenses do not include vehicular deaths

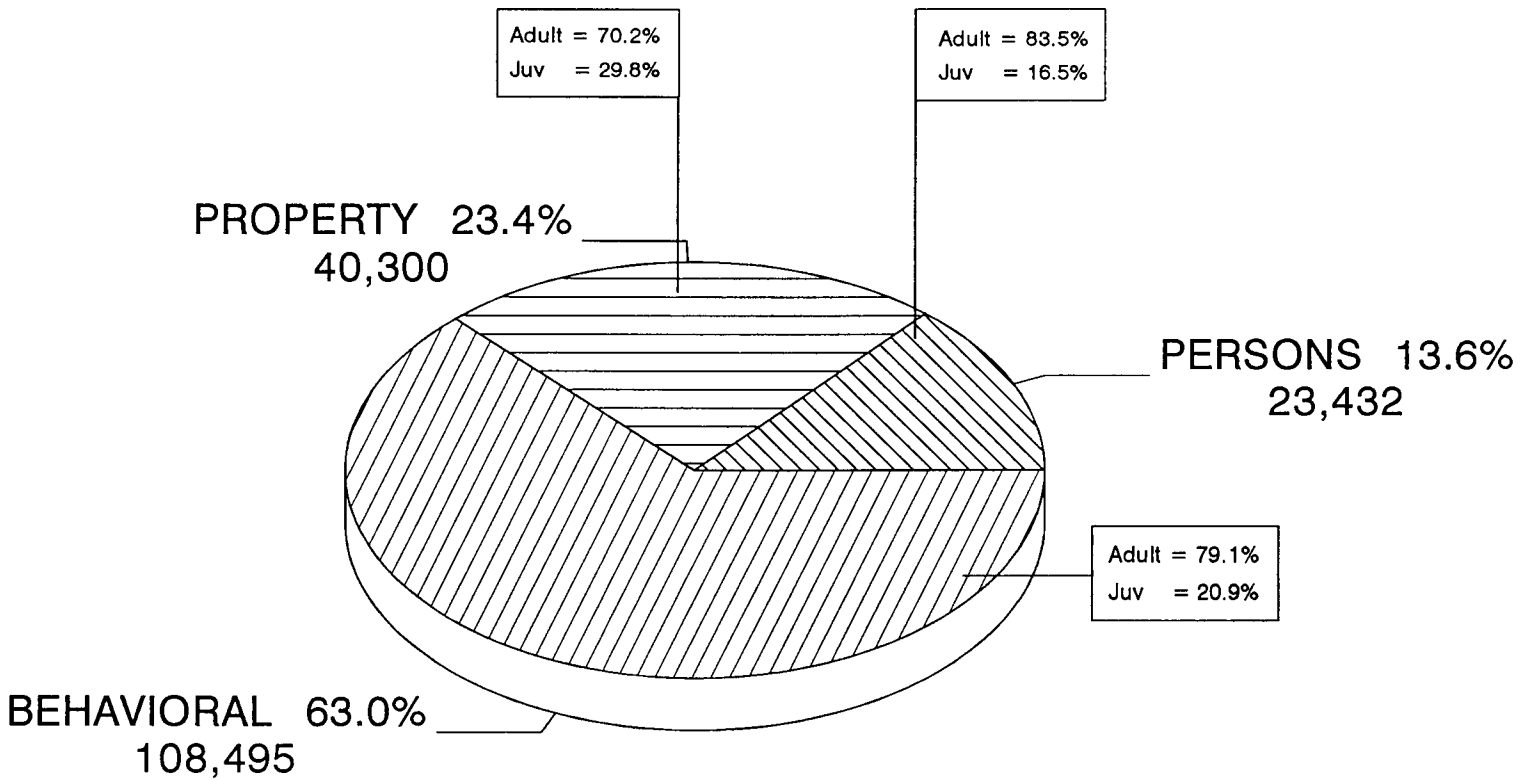
OREGON COUNTY MAP



COUNTY FIVE YEAR PROFILE OF TOTAL CRIMES

	1996	1997	1998	1999	2000
BAKER	2,584	2,888	3,452	2,171	2,019
BENTON	9,883	9,072	9,691	8,760	9,352
CLACKAMAS	33,079	35,053	34,355	32,986	34,212
CLATSOP	6,781	6,089	6,181	5,932	6,623
COLUMBIA	4,350	4,333	4,215	4,564	4,449
COOS	12,370	10,577	11,316	9,246	6,440
CROOK	2,373	2,705	2,951	2,270	2,424
CURRY	2,230	1,913	1,777	1,528	1,528
DESCHUTES	13,836	13,893	15,196	14,590	14,050
DOUGLAS	13,466	13,870	13,708	11,746	11,820
GILLIAM	124	164	156	241	163
GRANT	708	666	649	757	442
HARNEY	572	694	1,013	657	681
HOOD RIVER	1,947	1,984	2,128	2,013	1,773
JACKSON	22,835	26,639	29,032	25,349	26,768
JEFFERSON	2,664	2,558	2,531	2,386	2,414
JOSEPHINE	8,481	8,584	10,119	8,622	8,623
KLAMATH	6,928	5,977	6,612	5,337	5,828
LAKE	522	447	508	391	561
LANE	45,532	45,884	49,498	43,585	44,460
LINCOLN	7,169	6,905	6,827	6,523	6,257
LINN	20,087	18,611	19,708	15,273	16,388
MALHEUR	4,703	4,915	4,517	3,930	4,584
MARION	51,394	46,652	49,254	42,400	43,677
MORROW	1,099	1,233	1,178	1,355	1,333
MULTNOMAH	117,532	111,094	118,636	108,890	108,845
POLK	9,139	8,944	9,050	7,880	8,127
SHERMAN	193	188	160	162	182
TILLAMOOK	2,629	2,503	2,458	2,498	2,696
UMATILLA	10,397	9,505	10,469	10,059	9,416
UNION	2,237	2,166	2,508	2,002	1,977
WALLOWA	514	507	505	254	283
WASCO	3,841	3,235	3,627	3,439	3,228
WASHINGTON	37,112	36,245	39,317	37,327	38,005
WHEELER	128	148	130	99	102
YAMHILL	12,076	10,691	10,668	9,516	9,641
TOTAL	471,515	457,532	484,100	434,738	439,371

TOTAL REPORTED ARRESTS
January through December 2000



Total Arrests = 172,227

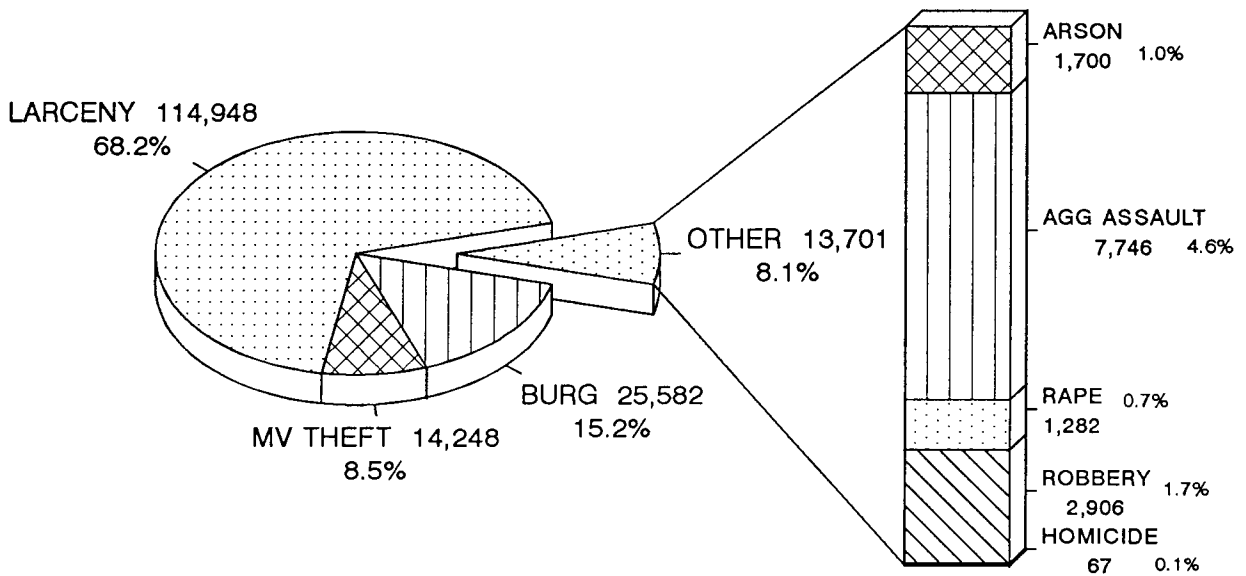
REPORTED ARRESTS							
	1999			2000			TOTAL
	ADULT	JUVENILE	TOTAL	ADULT	JUVENILE	TOTAL	PERCENT CHANGE
CRIMES AGAINST PERSONS							
Willful Murder *	99	12	111	101	10	111	0.0%
Negligent Homicide (1)	10	1	11	12	2	14	27.3%
Forcible Rape *	214	43	257	258	46	304	18.3%
Other Sex Offenses	1,232	303	1,535	1,317	359	1,676	9.2%
Kidnapping	123	9	132	150	13	163	23.5%
Robbery *	916	238	1,154	901	246	1,147	-0.6%
Aggravated Assault *	1,852	527	2,379	1,878	410	2,288	-3.8%
Simple Assault	14,567	2,746	17,313	14,959	2,770	17,729	2.4%
TOTAL	19,013	3,879	22,892	19,576	3,856	23,432	2.4%
CRIMES AGAINST PROPERTY							
Burglary *	2,264	1,397	3,661	2,168	1,318	3,486	-4.8%
Larceny *	16,777	7,752	24,529	16,071	7,021	23,092	-5.9%
Motor Vehicle Theft *	1,857	760	2,617	1,994	710	2,704	3.3%
Arson *	202	265	467	300	267	567	21.4%
Forgery/Counterfeiting	2,847	197	3,044	2,907	190	3,097	1.7%
Fraud	1,333	134	1,467	1,506	117	1,623	10.6%
Embezzlement	85	4	89	81	4	85	-4.5%
Stolen Property	416	152	568	456	112	568	0.0%
Vandalism	2,717	2,205	4,922	2,824	2,254	5,078	3.2%
TOTAL	28,498	12,866	41,364	28,307	11,993	40,300	-2.6%
BEHAVIORAL CRIMES							
Weapon Laws	1,800	385	2,185	1,973	363	2,336	6.9%
Prostitution	601	8	609	816	13	829	36.1%
Drug Laws	14,852	2,058	16,910	18,237	2,556	20,793	23.0%
Gambling	13		13	12	7	19	46.2%
Crimes Against Family	710	19	729	920	24	944	29.5%
D.U.I.I.	23,091	373	23,464	23,325	319	23,644	0.8%
Liquor Laws	13,471	6,022	19,493	14,189	5,507	19,696	1.0%
Disorderly Conduct	4,701	1,474	6,175	5,115	1,543	6,658	7.8%
All Other (Except Traffic)	19,164	6,021	25,185	21,202	5,917	27,119	7.7%
Curfew		3,907	3,907		3,529	3,529	-9.7%
Runaway Juveniles		3,055	3,055		2,928	2,928	-4.2%
TOTAL	78,403	23,322	101,725	85,789	22,706	108,495	6.7%
GRAND TOTAL	125,914	40,067	165,981	133,672	38,555	172,227	3.8%
* Index Total	24,181	10,994	35,175	23,671	10,028	33,699	-4.2%
Traffic Crime	13,886	549	14,435	14,647	679	15,326	6.2%
Fish & Game Violations	4,572	231	4,803	4,870	257	5,127	6.7%
Marine Violations	809	24	833	747	13	760	-8.8%

(1) Negligent Homicide arrests include both vehicular and non-vehicular circumstances.

INDEX CRIME OFFENSES

INDEX	1999	2000	PERCENT CHANGE	RATE PER 10,000	
				1999	2000
Willful Murder	86	67	-22.1%	0.3	0.2
Forcible Rape	1,244	1,282	3.1%	3.8	3.7
Robbery	2,949	2,906	-1.5%	8.9	8.5
Aggravated Assault	8,416	7,746	-8.0%	25.5	22.5
Total Violent Index	12,695	12,001	-5.5%	38.5	34.9
Burglary	26,854	25,582	-4.7%	81.4	74.4
Larceny	113,602	114,948	1.2%	344.2	334.5
Motor Vehicle Theft	14,012	14,248	1.7%	42.5	41.5
Arson	1,561	1,700	8.9%	4.7	4.9
Total Property Index	156,029	156,478	0.3%	472.7	455.3
INDEX TOTAL	168,724	168,479	-0.1%	511.2	490.2

TOTAL REPORTED INDEX CRIME OFFENSES January through December 2000

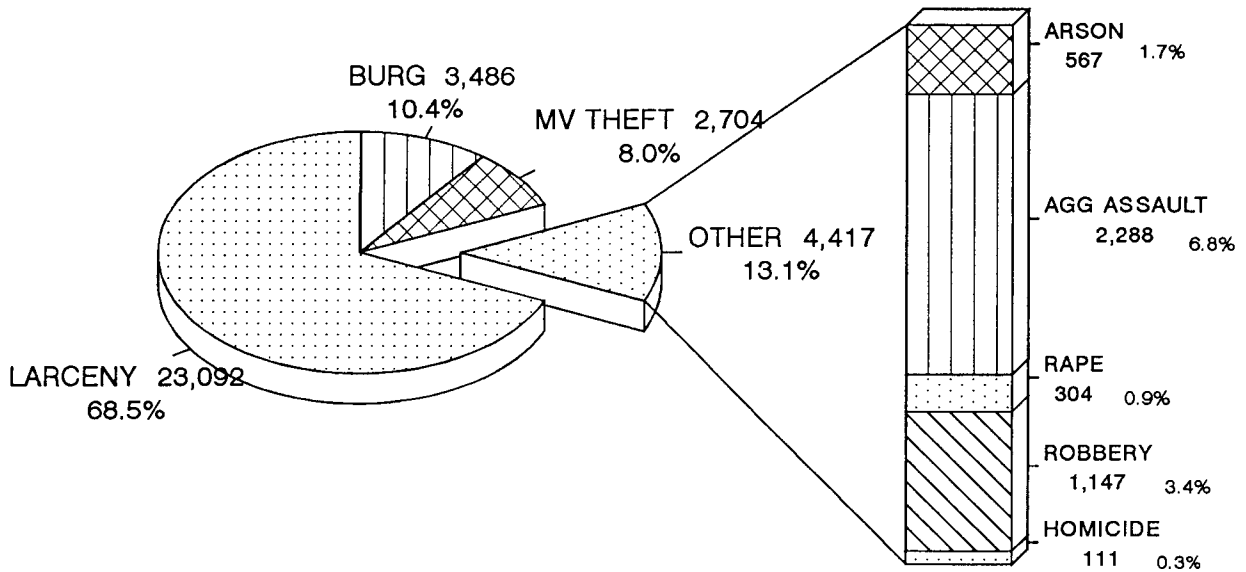


Total Index Crime = 168,479

INDEX CRIME ARRESTS

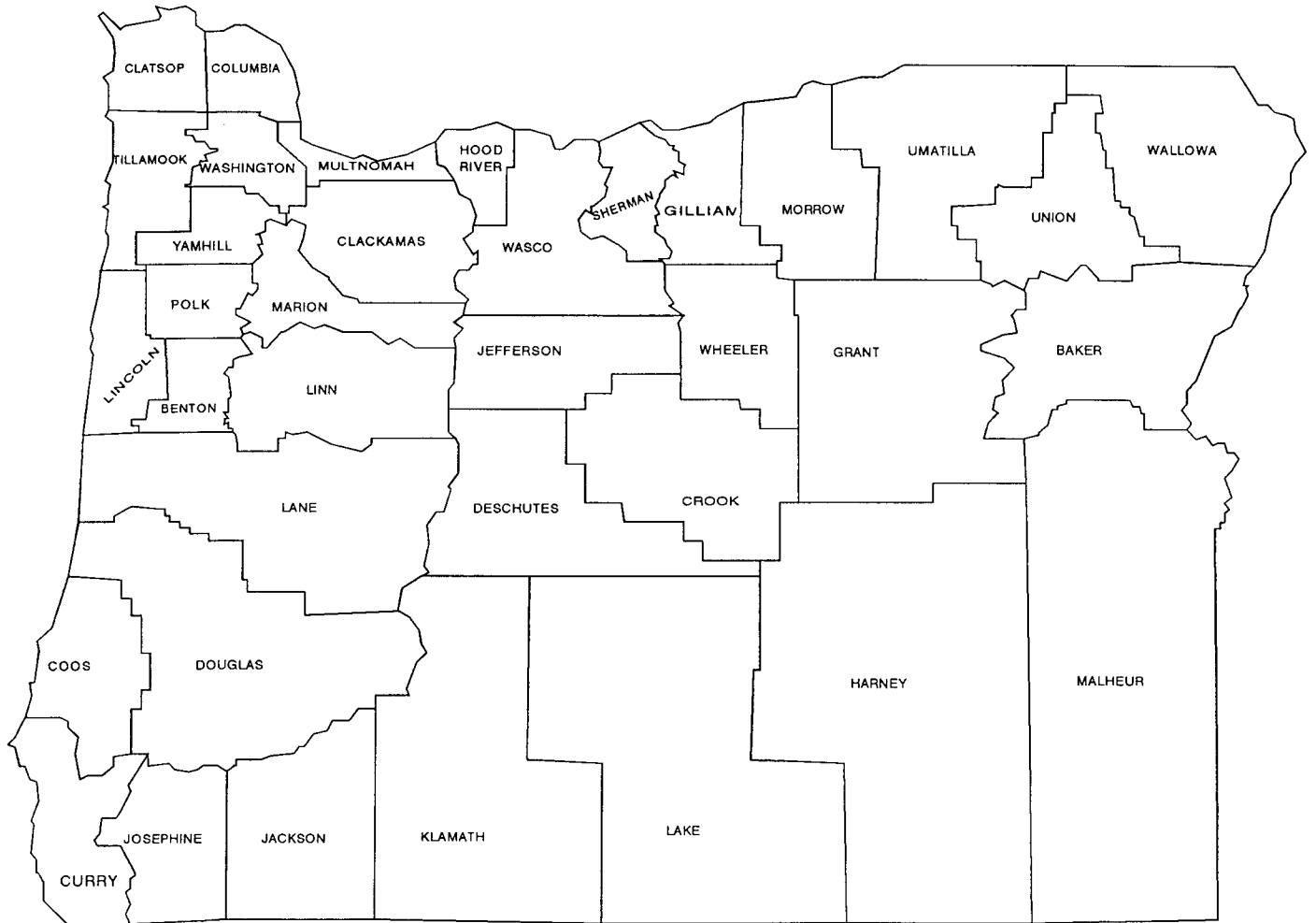
INDEX	1999			2000			PERCENT CHANGE
	ADULT	JUVENILE	TOTAL	ADULT	JUVENILE	TOTAL	
Willful Murder	99	12	111	101	10	111	0.0%
Forcible Rape	214	43	257	258	46	304	18.3%
Robbery	916	238	1,154	901	246	1,147	-0.6%
Aggravated Assault	1,852	527	2,379	1,878	410	2,288	-3.8%
Total Violent Index	3,081	820	3,901	3,138	712	3,850	-1.3%
Burglary	2,264	1,397	3,661	2,168	1,318	3,486	-4.8%
Larceny	16,777	7,752	24,529	16,071	7,021	23,092	-5.9%
Motor Vehicle Theft	1,857	760	2,617	1,994	710	2,704	3.3%
Arson	202	265	467	300	267	567	21.4%
Total Property Index	21,100	10,174	31,274	20,533	9,316	29,849	-4.6%
INDEX TOTAL	24,181	10,994	35,175	23,671	10,028	33,699	-4.2%

TOTAL REPORTED INDEX CRIME ARRESTS January through December 2000



Total Index Crime = 33,699

OREGON COUNTY MAP



COUNTY FIVE YEAR PROFILE OF INDEX CRIMES

	1996	1997	1998	1999	2000
BAKER	995	1,151	959	774	633
BENTON	3,375	3,735	3,063	3,120	3,318
CLACKAMAS	16,142	16,637	16,259	15,196	15,243
CLATSOP	1,988	1,752	1,823	1,517	1,783
COLUMBIA	1,121	1,163	1,217	920	1,242
COOS	2,962	3,251	2,807	2,182	1,826
CROOK	745	957	630	497	543
CURRY	619	540	565	470	431
DESCHUTES	5,878	6,540	5,120	5,276	5,187
DOUGLAS	4,396	4,202	3,917	3,255	3,266
GILLIAM	33	34	56	24	26
GRANT	189	213	100	97	124
HARNEY	191	253	205	217	220
HOOD RIVER	643	837	751	671	563
JACKSON	9,177	10,181	9,663	8,220	8,332
JEFFERSON	851	772	599	635	635
JOSEPHINE	3,369	3,984	3,717	3,298	3,043
KLAMATH	2,522	2,618	2,405	1,829	2,022
LAKE	194	181	163	142	184
LANE	21,840	23,536	21,367	19,067	18,703
LINCOLN	2,277	2,496	2,647	2,497	2,360
LINN	6,202	7,084	6,126	5,335	5,486
MALHEUR	1,444	1,355	1,218	910	1,199
MARION	18,530	19,529	18,484	16,192	16,613
MORROW	461	425	463	432	379
MULTNOMAH	57,837	61,608	54,182	49,969	49,389
POLK	2,370	2,351	2,292	2,077	2,169
SHERMAN	66	59	56	48	59
TILLAMOOK	692	648	809	642	742
UMATILLA	2,895	3,099	3,253	2,620	2,701
UNION	831	1,056	804	582	529
WALLOWA	158	160	130	80	46
WASCO	1,132	1,231	1,239	1,007	940
WASHINGTON	16,977	18,320	17,428	15,807	15,455
WHEELER	46	44	27	23	21
YAMHILL	3,748	3,969	3,425	3,096	3,067
TOTAL	192,896	205,971	187,969	168,724	168,479

STATEWIDE OFFENSES by DAY OF WEEK, 2000
 (Includes offenses which were later unfounded)

OFFENSE SUMMARY BY DAY OF WEEK									
CLASSIFICATION OF OFFENSES	OFFENSE COUNT	SUNDAY	MONDAY	TUESDAY	WEDNESDAY	THURSDAY	FRIDAY	SATURDAY	UNKNOWN
PART 1 & PART 2									
01. HOMICIDE									
1. WILLFUL MURDER	56	12	5	9	4	10	9	7	-
2. AGGRAVATED MURDER	10	3	1	3	-	2	1	-	-
3. NEGL. NON-TRAFFIC	5	-	1	2	1	1	-	-	-
TOTAL	71	15	7	14	5	13	10	7	-
02. RAPE (FORCIBLE)									
1. FORCIBLE	1,171	154	131	131	121	125	168	180	161
2. ATTEMPT RAPE-FORCE	142	29	18	12	16	18	13	29	7
TOTAL	1,313	183	149	143	137	143	181	209	168
03. ROBBERY									
1. HIGHWAY	911	121	138	133	109	137	139	123	11
2. BUSINESS	834	143	122	110	112	97	114	126	10
3. SERVICE STATION	69	10	10	8	9	12	3	17	-
4. CONVENIENCE STORE	189	32	17	31	24	29	23	29	4
5. RESIDENCE	259	39	42	37	36	25	40	35	5
6. BANK	146	3	27	28	24	26	32	6	-
9. OTHER	451	57	71	55	60	62	60	79	7
TOTAL	2,859	405	427	402	374	388	411	415	37
04. AGGRAVATED ASSAULT									
1. AGGRAVATED	7,524	1,129	957	1,029	976	926	1,087	1,268	152
3. ATTEMPTED MURDER	177	17	32	14	20	18	32	39	5
TOTAL	7,701	1,146	989	1,043	996	944	1,119	1,307	157
05. BURGLARY									
1. RESIDENCE	15,341	1,724	2,015	1,973	2,056	1,942	2,157	1,870	1,604
2. BUSINESS	5,747	798	736	668	664	653	761	765	702
3. OTHER STRUCTURE	3,956	469	471	462	404	420	553	513	664
TOTAL	25,044	2,991	3,222	3,103	3,124	3,015	3,471	3,148	2,970
06. LARCENY									
1. PICKPOCKET	221	39	26	24	32	23	40	31	6
2. PURSES/NATCH	248	31	37	39	28	30	41	37	5
3. SHOPLIFT	16,574	2,061	2,002	2,367	2,433	2,387	2,597	2,629	98
4. FROM MOTOR VEHICLE	33,416	4,451	4,573	4,460	4,435	4,312	4,282	4,448	2,455
5. MOTOR VEH. PART/ACC.	10,492	1,267	1,396	1,372	1,383	1,291	1,393	1,288	1,102
6. BICYCLES	6,768	792	952	888	944	903	973	828	488
7. FROM PUBLIC BUILDING	8,625	810	1,174	1,174	1,198	1,242	1,322	1,066	639
8. FROM COIN-OP MACHINE	373	59	40	35	42	53	49	42	53
9. ALL OTHERS	35,404	3,571	4,564	4,475	4,477	4,419	4,988	4,405	4,505
TOTAL	112,121	13,081	14,764	14,834	14,972	14,660	15,685	14,774	9,351
07. MOTOR VEHICLE THEFT									
1. AUTOMOBILES	8,714	1,158	1,145	1,163	1,091	1,088	1,163	1,218	688
2. TRUCKS AND BUSES	4,517	572	613	569	576	530	651	611	395
3. MOTORCYCLES	634	81	74	68	70	90	79	95	77
4. SNOWMOBILES	56	4	8	10	11	4	8	8	3
9. OTHER VEHICLES	563	71	74	68	70	64	83	78	55
TOTAL	14,484	1,886	1,914	1,878	1,818	1,776	1,984	2,010	1,218
08. SIMPLE ASSAULT	25,427	3,906	3,281	3,387	3,405	3,327	3,507	4,188	426
09. ARSON	1,650	238	256	227	201	200	241	222	65
10. FORGERY/COUNTERFEIT	12,864	1,281	1,909	1,946	1,855	1,736	1,833	1,249	1,055
11. FRAUD	12,347	1,218	1,700	1,792	1,618	1,608	1,688	1,280	1,443
12. EMBEZZLEMENT	816	56	84	87	86	70	91	89	253
13. STOLEN PROPERTY	718	69	91	108	94	100	112	115	29
14. VANDALISM	44,298	5,817	5,617	5,715	5,344	5,393	6,469	6,761	3,182
15. WEAPON LAWS	3,228	407	464	417	450	417	518	505	50
16. PROSTITUTION	855	106	42	64	112	72	207	240	12
17. SEX CRIMES	5,976	561	702	714	754	684	771	838	952
18. DRUG LAWS	22,664	2,640	2,687	3,048	3,376	3,674	3,709	3,263	267
19. GAMBLING	25	2	4	5	5	5	1	2	1
20. OFF. AGAINST FAMILY	2,940	352	395	405	415	395	482	358	138
21. DRIVING UNDER INFLUENCE	18,117	3,715	1,597	1,572	1,755	2,001	2,880	4,595	2
22. LIQUOR LAWS	14,885	2,058	1,238	1,479	1,558	1,789	2,917	3,696	150
24. DISORDERLY CONDUCT	16,969	2,368	2,137	2,114	2,331	2,180	2,574	2,833	432
25. KIDNAPPING	637	105	87	89	89	63	88	100	16
26. ALL OTHER	58,054	7,138	8,162	8,403	8,275	8,344	8,763	8,193	776
28. CURFEW	4,701	917	500	561	572	572	599	978	2
29. RUNAWAY	11,632	1,459	1,777	1,645	1,622	1,600	1,891	1,493	145
GRAND TOTAL	422,396	54,120	54,202	55,195	55,343	55,169	62,202	62,868	23,297

Does not include data from Douglas County Sheriff's Office, Roseburg Police Department or Hillsboro Police Department. Does not include D.U.I. offenses from Oregon State Police.

OFFENSES BY MONTH OF OCCURANCE

CLASSIFICATION OF OFFENSES	JAN	FEB	MAR	APR	MAY	JUN	JUL	AUG	SEP	OCT	NOV	DEC	TOTAL
PART 1 & PART 2													
01. HOMICIDE													
1. WILLFUL MURDER	4	2	5	2	2	2	5	7	8	6	4	8	55
2. AGGRAVATED MURDER	-	1	1	-	-	3	2	-	1	1	1	-	10
3. NEGL. NON-TRAFFIC	-	-	-	1	-	-	-	-	3	-	1	-	5
4. TRAFFIC DEATH ARRESTS													
TOTAL	4	3	6	3	2	5	7	7	12	7	6	8	70
02. RAPE (FORCIBLE)													
1. FORCIBLE	79	76	101	112	104	101	96	101	92	105	78	76	1,121
2. ATTEMPT RAPE-FORCE	10	3	12	14	12	15	17	13	13	12	12	5	138
TOTAL	89	79	113	126	116	116	113	114	105	117	90	81	1,259
03. ROBBERY													
1. HIGHWAY	59	58	45	69	77	73	82	96	109	96	70	70	904
2. BUSINESS	62	63	71	63	107	56	72	71	56	59	64	87	831
3. SERVICE STATION	6	8	2	5	9	3	8	6	-	7	8	7	69
4. CONVENIENCE STORE	12	19	18	12	16	15	17	20	11	15	16	16	187
5. RESIDENCE	26	13	28	20	21	15	22	28	21	19	20	25	258
6. BANK	17	15	10	17	9	10	9	13	16	9	8	13	146
9. OTHER	35	31	37	29	44	37	41	43	36	41	32	39	445
TOTAL	217	207	211	215	283	209	251	277	249	246	218	257	2,840
04. AGGRAVATED ASSAULT													
1. AGGRAVATED	639	595	703	732	702	689	733	619	578	569	459	449	7,467
3. ATTEMPTED MURDER	12	11	19	28	23	11	14	4	17	12	8	17	176
TOTAL	651	606	722	760	725	700	747	623	595	581	467	466	7,643
05. BURGLARY													
1. RESIDENCE	1,237	1,197	1,265	1,192	1,276	1,126	1,351	1,425	1,285	1,247	1,236	1,351	15,188
2. BUSINESS	541	487	470	479	429	426	434	490	401	491	458	623	5,729
3. OTHER STRUCTURE	354	336	341	343	335	334	308	368	306	329	282	304	3,940
TOTAL	2,132	2,020	2,076	2,014	2,040	1,886	2,093	2,283	1,992	2,067	1,976	2,278	24,857
06. LARCENY													
1. PICKPOCKET	17	19	15	23	17	16	13	24	24	6	18	26	218
2. PURSES/NATCH	20	11	16	24	25	17	23	20	18	16	22	30	242
3. SHOPLIFT	1,330	1,444	1,494	1,333	1,360	1,194	1,321	1,410	1,308	1,428	1,408	1,507	16,557
4. FROM MOTOR VEHICLE	2,751	2,584	2,485	2,351	2,550	2,618	2,830	3,062	2,932	3,220	2,936	3,006	33,325
5. MOTOR VEH. PART/ACC.	830	784	843	792	894	807	964	913	868	977	883	911	10,466
6. BICYCLES	328	363	416	529	567	598	761	823	711	770	501	342	6,709
7. FROM PUBLIC BUILDING	732	743	738	710	714	667	656	683	662	725	745	789	8,564
8. FROM COIN-OP MACHINE	30	36	30	12	27	59	34	30	32	35	23	25	373
9. ALL OTHERS	2,803	2,621	2,966	2,850	3,073	2,909	3,101	3,054	2,830	2,971	2,693	3,046	34,917
TOTAL	8,841	8,605	9,003	8,624	9,247	8,885	9,703	10,019	9,385	10,148	9,229	9,682	111,371
07. MOTOR VEHICLE THEFT													
1. AUTOMOBILES	726	656	694	647	688	641	625	711	624	763	752	833	8,360
2. TRUCKS AND BUSES	388	380	364	351	284	315	357	335	340	411	418	414	4,357
3. MOTORCYCLES	49	30	30	55	54	45	79	63	56	57	51	58	627
4. SNOWMOBILES	8	5	3	6	5	4	2	3	1	9	4	5	55
9. OTHER VEHICLES	19	29	32	36	31	41	69	49	63	60	51	60	540
TOTAL	1,190	1,100	1,123	1,095	1,062	1,046	1,132	1,161	1,084	1,300	1,276	1,370	13,939
08. SIMPLE ASSAULT	1,948	1,955	2,130	2,189	2,307	2,190	2,130	2,187	2,105	2,060	1,797	1,934	24,932
09. ARSON	84	110	117	138	139	161	207	195	139	137	125	90	1,642
10. FORGERY/COUNTERFEIT	1,232	1,032	1,201	967	1,127	859	891	1,046	1,100	1,085	1,096	1,194	12,830
11. FRAUD	989	1,113	1,126	889	1,014	1,034	907	1,041	930	1,062	1,094	1,019	12,218
12. EMBEZZLEMENT	58	64	72	59	60	85	65	64	77	70	72	68	814
13. STOLEN PROPERTY	45	57	67	73	55	67	62	61	62	52	57	57	715
14. VANDALISM	3,381	3,271	3,802	3,591	3,916	3,702	4,055	3,764	3,395	3,907	3,542	3,746	44,072
15. WEAPON LAWS	246	270	307	289	265	254	291	257	231	295	239	265	3,209
16. PROSTITUTION	30	80	70	103	59	103	79	62	95	69	62	41	853
17. SEX CRIMES	444	479	455	509	530	496	483	495	497	490	430	389	5,697
18. DRUG LAWS	1,415	1,612	2,229	2,187	1,938	1,910	1,931	1,874	1,938	1,974	1,739	1,898	22,645
19. GAMBLING	1	1	2	2	3	2	6	2	5	1	-	-	25
20. OFF. AGAINST FAMILY	206	234	209	248	259	248	213	231	177	166	222	253	2,666
21. DRIVING UNDER INFLUENCE	1,104	970	1,521	1,636	1,743	1,787	1,654	1,498	1,604	1,497	1,468	1,635	18,117
22. LIQUOR LAWS	929	922	1,406	1,343	1,445	1,437	1,575	1,400	1,345	1,267	878	911	14,858
24. DISORDERLY CONDUCT	1,217	1,235	1,429	1,389	1,497	1,445	1,538	1,413	1,488	1,469	1,216	1,320	16,656
25. KIDNAPPING	44	42	51	63	55	42	74	62	50	46	49	44	622
26. ALL OTHER	4,077	4,354	4,943	5,042	5,100	4,980	5,356	5,019	4,761	4,845	4,090	4,092	56,659
28. CURFEW	225	225	318	334	486	489	611	647	412	351	285	318	4,701
29. RUNAWAY	742	1,979	938	984	1,070	845	835	785	828	952	848	730	11,536
GRAND TOTAL	31,541	32,625	35,647	34,872	36,543	34,983	37,009	36,587	34,661	36,261	32,571	34,146	417,446

STATEWIDE OFFENSES by MONTH, 2000
(Includes offenses which were later unfounded)

Does not include data from Douglas County Sheriff's Office, Roseburg Police Department or Hillsboro Police Department. Does not include D.U.I. offenses from Oregon State Police.

STATEWIDE OFFENSES by TYPE OF LOCATION, 2000
(Includes offenses which were later unfounded)

	01 HOM	02 - 17 SEX	03 ROBB	04 - 08 ASLT	05 BURG	06 LARC	07 MVT	09 ARSON	10 - 11 - 12 F/F/E	14 VAND	18 DRUGS	22 - 24 LQ/DC	26 OTHER	TOTAL
10 SINGLE FAMILY RESID.	27	3,206	122	10,159	9,954	10,807	919	168	2,076	5,784	2,935	5,167	19,471	70,795
11 APT/PLEX/CONDOMINIUM	10	1,027	108	4,851	2,994	3,265	293	71	423	1,522	1,167	2,558	5,637	23,926
12 CLUB/DORMITORY	-	48	9	304	203	304	18	33	26	171	46	103	381	1,646
13 CABIN	-	3	-	6	60	11	1	4	1	8	9	5	9	117
14 HOTEL/MOTEL	-	88	30	224	169	662	44	6	243	242	316	252	425	2,701
20 PUBLIC SAFETY FACIL.	-	77	-	393	25	137	13	6	67	198	340	114	1,181	2,551
21 GOVT. OFFICE/SERVICE	-	33	1	98	92	347	30	13	161	280	124	141	460	1,780
22 PUB.SCHOOL/COLLEGE	-	176	14	1,187	442	2,736	34	143	89	1,952	710	1,205	1,920	10,608
23 AUDITORIUM	-	7	2	20	21	84	2	-	5	43	9	60	37	290
24 AIRPORT/DEPOT	-	12	15	34	19	406	8	2	23	62	51	68	229	929
25 CHURCH	-	20	-	19	238	213	14	4	19	277	8	26	100	938
26 PVT.SCHOOL/COLLEGE	-	31	-	90	39	213	5	12	9	129	45	70	172	815
27 HOSPITAL	-	24	3	54	21	279	9	3	27	49	35	81	138	723
30 RESTAURANT	-	37	96	241	547	1,571	24	7	1,088	526	75	290	528	5,010
31 THEATER	-	-	1	6	7	107	9	2	11	28	3	16	20	210
32 B ALLEY/RINK/ARCADE	-	4	-	40	15	160	4	-	35	54	14	60	63	449
33 NIGHT CLUB/TAVERN	-	13	43	619	129	748	26	3	255	174	71	986	559	3,626
34 FINANCIAL	-	4	82	9	37	433	9	-	2,074	123	30	25	119	2,945
35 SERVICES	-	18	66	138	323	1,504	71	7	1,559	394	69	135	327	4,611
36 MEDICAL/DENTAL	-	10	1	25	111	220	2	3	59	110	20	15	71	647
37 PHARMACY/DRUGSTORE	-	-	6	7	48	187	2	-	164	25	189	10	31	669
38 GROCERY	-	13	180	154	134	5,935	24	9	2,270	204	131	642	726	10,422
39 CONVENIENCE STORE	-	8	131	106	177	1,924	18	-	486	174	54	267	507	3,852
40 DEPARTMENT/VARIETY	-	34	156	106	158	6,043	29	9	1,236	237	222	124	672	9,026
41 APPAREL	-	7	18	16	45	634	3	1	213	54	13	15	43	1,062
42 JEWELRY/CAMERA	-	1	1	2	18	120	-	-	44	16	-	3	8	213
43 FURNITURE/APPLIANCE	-	1	-	5	47	60	3	1	67	52	-	5	16	257
44 HARDWARE/SPORT.GOODS	-	-	10	5	70	304	4	-	174	46	9	10	25	657
45 MOTOR VEHICLE SALES	-	19	14	83	182	4,332	398	12	326	2,075	79	39	225	7,784
46 MARINE	-	1	-	3	18	38	2	-	4	9	5	5	4	89
47 CONSTRUCTION	-	2	-	8	251	345	11	5	45	118	4	6	49	844
48 LIQUOR/BEVERAGE	-	1	1	3	30	64	3	-	44	11	-	15	12	184
49 OTHER BUSINESS	-	110	91	324	1,909	4,422	243	31	2,674	2,124	146	660	1,702	14,436
50 FACTORY/WAREHOUSE	-	5	18	45	457	920	30	3	549	195	15	10	148	2,395
51 OTH.RESIDENCE BLDGS.	-	14	1	74	1,233	394	83	13	10	162	16	28	133	2,161
52 OTHER FARM BLDGS.	-	5	-	1	298	129	35	5	2	40	5	5	32	557
53 DOCK/PIER/WHARF	-	-	-	6	9	59	5	-	-	8	5	16	19	127
59 OTHER BUILDINGS	-	13	3	23	506	287	36	17	80	258	13	28	102	1,366
60 STREET/ALLEY/SIDEWLK	6	345	468	3,379	75	13,138	3,894	160	456	8,185	5,109	5,365	10,143	50,723
61 FREEWAY	-	9	-	120	2	52	41	62	37	47	492	149	319	1,330
62 OTHER ROAD	-	45	13	347	6	452	181	122	63	503	1,357	898	1,689	5,676
63 BRIDGE/VIADUCT/TUNNL	-	-	2	11	5	21	1	2	2	50	12	24	63	193
64 PARKING LOT/DRIVEWAY	1	148	166	1,466	114	21,973	5,651	103	172	8,417	915	1,395	2,471	42,992
70 GOLF COURSE	-	1	-	5	24	83	16	-	5	78	1	6	17	236
71 PARK/CAMPGROUND/BEACH	-	141	59	349	49	785	53	51	40	849	411	738	847	4,372
72 WATER/SHORELINE	1	15	4	59	3	228	3	4	7	58	84	179	168	813
73 CEMETARY	-	3	-	1	6	14	1	4	-	47	7	7	15	105
74 YARDS/RELATED AREA	2	90	17	548	48	5,115	189	94	54	2,305	95	420	3,836	12,813
75 DEV.FARMLAND/PASTURE	-	12	1	11	5	140	12	14	3	120	4	15	217	554
76 LOGGING SITE	-	-	-	3	-	44	4	-	-	20	-	6	7	84
77 WOODS/FOREST/MTS.	2	32	5	32	6	270	20	33	4	133	144	80	461	1,222
79 OTHER AREA	2	314	43	706	201	3,872	1,084	48	611	1,674	497	399	2,404	11,855
UNKNOWN	22	883	893	6,846	3,857	17,283	564	404	8,426	4,681	7,187	9,393	43,778	104,217
TOTAL	73	7,110	2,894	33,371	25,437	113,874	14,178	1,694	26,498	45,101	23,298	32,339	102,736	428,603

Does not include data from Douglas County Sheriff's Office, Roseburg Police Department or Hillsboro Police Department. Does not include D.U.I. offenses from Oregon State Police.

OFFENSES BY PREMISE TYPE

STATEWIDE OFFENSES by TIME OF OCCURRENCE, 2000
 (Includes offenses which were later unfounded)

CLASSIFICATION OF OFFENSES	OFFENSE COUNT	MID	2 AM	4 AM	6 AM	8 AM	10 AM	12 N	2 PM	4 PM	6 PM	8 PM	10 PM	DAY	NIGHT	UNKNOWN
		TO 2 AM	TO 4 AM	TO 6 AM	TO 8 AM	TO 10 AM	TO 12 N	TO 2 PM	TO 4 PM	TO 6 PM	TO 8 PM	TO 10 PM	TO 12 MID			
PART 1 & PART 2																
01. HOMICIDE																
1. WILLFUL MURDER	56	6	3	3	1	2	5	5	4	3	1	9	6	22	29	5
2. AGGRAVATED MURDER	10	1	-	-	1	1	2	-	2	-	2	-	-	6	3	1
3. NEGL. NON-TRAFFIC	5	2	-	-	-	-	-	-	-	-	-	-	-	-	4	1
TOTAL	71	9	3	3	2	3	7	5	6	3	3	11	6	28	36	7
02. RAPE (FORCIBLE)																
1. FORCIBLE	1,171	91	58	34	12	45	50	50	65	48	54	60	90	323	520	328
2. ATTEMPT RAPE-FORCE	142	16	12	7	3	5	7	10	7	5	7	4	12	40	74	27
TOTAL	1,313	107	70	41	15	51	57	60	71	52	61	64	102	363	595	355
03. ROBBERY																
1. HIGHWAY	911	104	69	29	19	22	20	56	54	89	92	119	134	279	802	30
2. BUSINESS	834	56	46	18	10	15	39	65	98	122	113	94	73	392	423	19
3. SERVICE STATION	69	6	9	4	3	3	-	1	-	5	9	9	14	12	55	2
4. CONVENIENCE STORE	189	38	24	12	3	3	6	7	4	12	12	30	22	38	142	9
5. RESIDENCE	259	34	13	12	3	8	9	14	17	20	20	26	35	81	160	18
6. BANK	146	1	-	-	-	8	4	22	30	25	4	-	2	137	8	1
9. OTHER	451	35	20	11	10	13	12	26	38	36	43	71	66	157	280	14
TOTAL	2,859	274	181	87	49	72	127	192	242	309	294	350	347	1,095	1,671	94
04. AGGRAVATED ASSAULT																
1. AGGRAVATED	7,524	699	504	175	157	278	370	450	598	728	775	924	919	2,828	4,336	360
3. ATTEMPTED MURDER	177	17	17	6	4	8	8	11	15	13	11	20	28	62	108	7
TOTAL	7,701	716	522	181	161	285	378	461	613	741	786	944	946	2,890	4,444	367
05. BURGLARY																
1. RESIDENCE	15,341	518	329	250	317	519	555	675	680	660	618	529	496	5,748	4,123	5,470
2. BUSINESS	5,747	323	347	299	218	248	155	122	108	163	160	176	205	1,218	2,570	1,959
3. OTHER STRUCTURE	3,956	197	71	47	54	143	114	143	127	133	120	105	89	999	1,233	1,724
TOTAL	25,044	1,038	747	596	589	910	824	940	915	956	898	810	790	7,965	7,926	9,153
06. LARCENY																
1. PICKPOCKET	221	8	2	1	3	7	16	21	22	26	13	20	12	120	76	25
2. PURSES/NATCH	248	10	4	1	2	7	19	29	47	23	28	27	12	140	85	23
3. SHOPLIFT	16,574	516	335	124	106	323	1,022	2,142	2,906	3,051	2,099	1,424	732	10,537	5,591	446
4. FROM MOTOR VEHICLE	33,416	1,108	679	526	792	1,230	1,105	1,125	1,124	1,301	1,122	1,133	1,154	10,029	11,946	11,441
5. MOTOR VEH. PART/ACC.	10,492	361	209	105	150	249	217	23	211	263	245	244	272	2,582	4,366	3,543
6. BICYCLES	6,768	248	60	48	96	260	284	418	476	542	455	354	271	2,639	2,098	2,032
7. FROM PUBLIC BUILDING	8,625	269	93	40	78	275	423	544	601	496	389	309	224	4,278	2,180	2,167
8. FROM COIN-OP MACHINE	373	16	15	9	6	11	22	11	17	19	17	14	110	143	121	
9. ALL OTHERS	35,404	1,664	380	281	570	1,877	2,138	2,640	2,491	2,278	1,662	1,269	941	15,204	8,285	11,915
TOTAL	112,121	4,201	1,777	1,135	1,802	4,240	5,247	6,953	7,896	8,009	6,030	4,796	3,632	45,638	34,771	31,712
07. MOTOR VEHICLE THEFT																
1. AUTOMOBILES	8,714	315	225	184	227	285	291	309	269	301	284	288	305	2,611	3,683	2,420
2. TRUCKS AND BUSES	4,517	145	92	74	115	165	117	136	118	140	127	118	136	1,334	1,783	1,400
3. MOTORCYCLES	634	34	16	12	11	19	22	24	25	26	36	26	24	180	221	233
4. SNOWMOBILES	56	2	1	0	1	5	2	0	3	4	1	3	0	24	14	18
9. OTHER VEHICLES	563	32	18	10	21	52	39	47	33	36	37	36	21	236	165	162
TOTAL	14,484	527	353	280	376	526	470	516	448	508	485	472	486	4,384	5,867	4,233
08. SIMPLE ASSAULT	25,428	2,061	1,273	510	509	1,024	1,439	1,786	2,203	2,503	2,761	3,270	2,903	10,440	13,889	10,999
09. ARSON	1,650	167	126	82	46	100	86	107	112	125	113	127	175	625	868	157
10. FORGERY/COUNTERFEIT	12,864	802	121	46	96	521	954	1,266	1,446	1,412	741	522	336	6,517	2,798	3,550
11. FRAUD	12,347	853	140	90	133	639	920	1,093	1,117	899	605	373	401	5,428	2,553	4,366
12. EMBEZZLEMENT	816	47	6	3	6	28	43	39	33	50	38	28	24	254	201	361
13. STOLEN PROPERTY	718	46	25	16	21	47	61	66	79	73	43	52	34	375	241	102
14. VANDALISM	44,298	2,833	1,576	747	1,092	2,217	2,132	2,068	2,304	2,494	2,338	2,442	2,785	14,717	18,188	11,393
15. WEAPON LAWS	3,228	352	214	85	65	225	214	242	329	293	274	299	395	1,436	1,703	89
16. PROSTITUTION	855	148	35	4	2	6	7	31	61	88	132	185	137	196	642	17
17. SEX CRIMES	5,977	429	116	79	79	371	381	407	491	430	329	335	329	2,358	1,842	1,777
18. DRUG LAWS	22,666	2,570	1,597	591	428	1,319	1,603	1,897	2,135	2,352	2,101	2,418	2,692	10,015	12,225	427
19. GAMBLING	25	2	0	0	0	1	0	3	4	3	1	6	2	12	12	1
20. OFF. AGAINST FAMILY	2,940	112	53	23	54	221	273	265	325	350	325	265	190	1,589	1,022	330
21. DRIVING UNDER INFLUENCE	18,117	3,793	3,559	482	125	1,111	352	353	470	817	1,315	2,287	3,427	3,228	14,863	26
22. LIQUOR LAWS	14,886	2,898	1,209	315	92	428	506	722	874	1,193	1,386	2,011	2,586	3,854	10,841	191
24. DISORDERLY CONDUCT	16,969	1,621	924	287	307	752	1,045	1,395	1,506	1,616	1,911	2,052	2,119	7,004	9,225	740
25. KIDNAPPING	637	46	43	24	11	30	27	32	35	45	41	69	61	214	357	66
26. ALL OTHER	58,055	4,528	2,024	953	1,471	4,154	5,299	5,681	5,987	6,400	5,825	5,807	4,885	30,353	25,200	2,502
28. CURFEW	4,701	2,037	1,287	208	19	508	80	167	18	2	9	21	340	794	3,906	1
29. RUNAWAY	11,632	614	155	110	594	921	724	781	1,212	1,348	1,318	1,314	1,051	5,993	4,908	731
GRAND TOTAL	422,404	30,770	16,862	6,468	7,634	19,687	21,824	25,721	28,727	30,566	27,403	28,060	28,569	157,324	166,904	72,748

Does not include data from Douglas County Sheriff's Office, Roseburg Police Department or Hillsboro Police Department. Does not include D.U.I. offenses from Oregon State Police.

This page is intentionally blank.

REPORT OF CRIMINAL OFFENSES
MOTIVATED BY PREJUDICE
JANUARY through DECEMBER, 2000

This page is intentionally blank.

OREGON BIAS CRIME STATISTICS SUMMARY

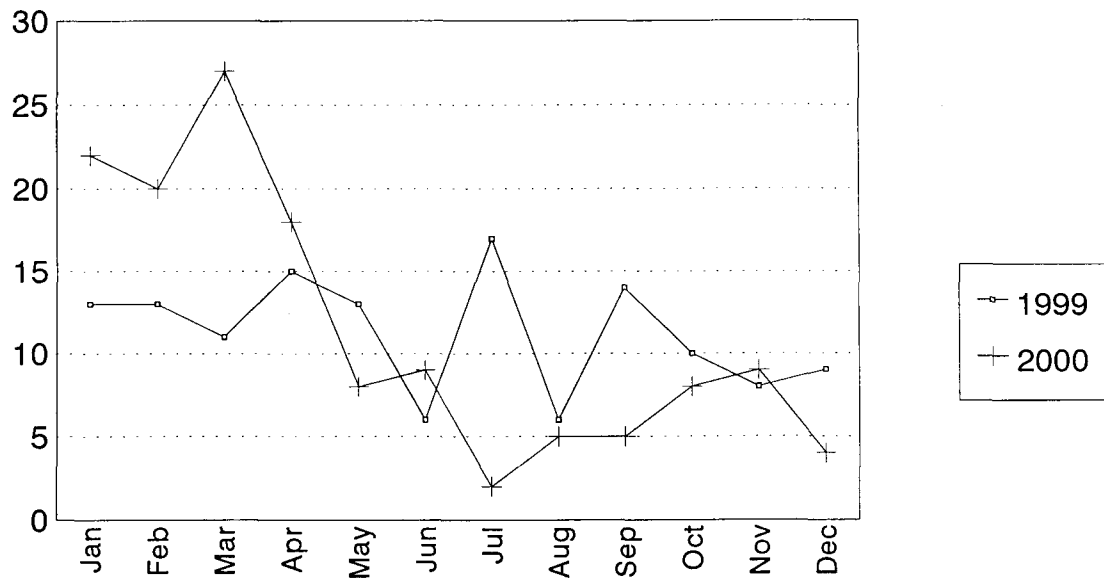
January through December 2000

The 1989 Oregon Legislature passed Senate Bill 606, amending ORS 181.550, requiring law enforcement agencies to report crimes motivated by prejudice to the State Executive Department, Law Enforcement Data System (LEDS). Law Enforcement agencies report these Bias Crime incidents by sending a copy of the police report to LEDS. The 1995 legislature passed Senate Bill 1044 which moved the Law Enforcement Data System from the Executive Department to the Department of Oregon State Police. This transfer included the Uniform Crime Reporting and Bias Crime Reporting Programs.

The number of bias crimes reported for 2000 increased 1.5% from the number reported for 1999.

Bias Crime

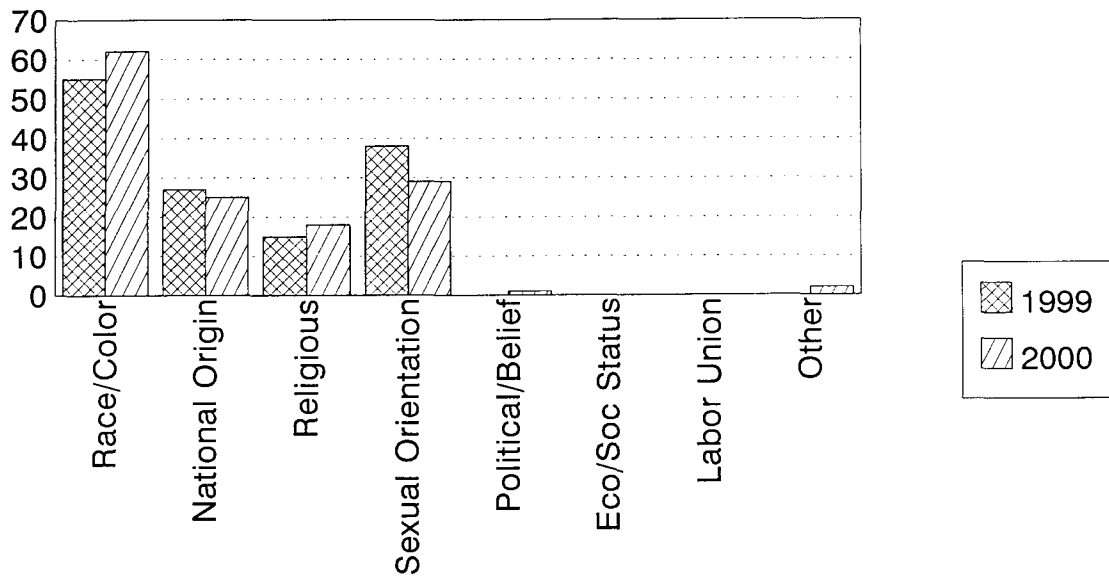
Totals By Month Jan-Dec 2000 Compared to Jan-Dec 1999



1999	13	13	11	15	13	6	17	6	14	10	8	9
2000	22	20	27	18	8	9	2	5	5	8	9	4

By Type of Prejudice

Jan-Dec 2000 Compared to Jan-Dec 1999



1999	55	27	15	38	0	0	0	0
2000	62	25	18	29	1	0	0	2

A. Reported incidents by month:	January through December	January through December
	1999	2000
January	13	22
February	13	20
March	11	27
April	15	18
May	13	8
June	6	9
July	17	2
August	6	5
September	14	5
October	10	8
November	8	9
December	9	4

TOTAL 135 137

B. Reported incidents by type of crime:

Aggravated Assault	13	13
Burglary-Larceny	1	2
Forcible Rape		
Intimidation	53	56
Motor Vehicle Theft		
Murder		
Robbery	1	1
Simple Assault	23	18
Vandalism	42	47
Other	2	

TOTAL 135 137

C. Reported incidents by type of prejudice:

Race/Color	55	62
National Origin	27	25
Religious	15	18
Sexual Orientation	38	29
Political/Beliefs		1
Labor Union		
Economic/Social Status		
Handicap		2

TOTAL 135 137

This page is intentionally blank.

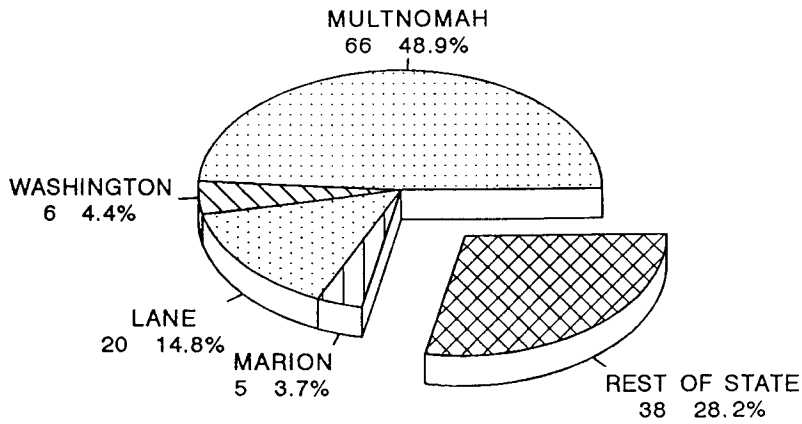
D. Number and description of victims:	January	January
	through	through
	December	December
	1999	2000
Asian Male	7	5
Asian Female	3	3
Black Male	25	22
Black Female	19	14
Hispanic Male	17	23
Hispanic Female	7	15
Indian Male		
Indian Female		
White Male	57	44
White Female	24	24
	<hr/>	
VICTIM TOTAL	159	150
Male Victim Total	106	94
Female Victim Total	53	56

E. Number and description of offenders:

Asian Male		1
Asian Female		
Black Male	13	9
Black Female	6	1
Hispanic Male	2	5
Hispanic Female		6
Indian Male		
Indian Female		
White Male	122	85
White Female	8	14
	<hr/>	
OFFENDER TOTAL	151	121
Male Offender Total	137	100
Female Offender Total	14	21

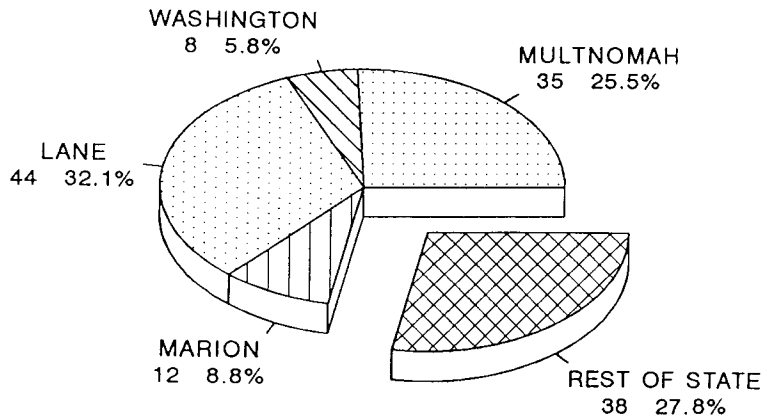
**CRIMES MOTIVATED BY PREJUDICE
BY COUNTY JANUARY through DECEMBER 1999 and 2000**

1999



1999 Total = 135

2000



2000 Total = 137

F. Reported incidents by county of occurrence

COUNTY	January through December 1999	January through December 2000	January through December 2000					
			Race	National Origin	Sexual Orientation	Religion	Other	
Baker								
Benton	11	5	3	1			1	
Clackamas	6	17	8	4	2		2	1
Clatsop	1	1	1					
Columbia								
Coos	1	1	1					
Crook				1				
Curry								
Deschutes	7	5	1	4				
Douglas	3	3	1	1			1	
Gilliam								
Grant								
Harney								
Hood River								
Jackson	2	3	1		2			
Jefferson								
Josephine	1							
Klamath								
Lake								
Lane	20	44	13	5	14		11	1
Lincoln	2							
Linn								
Malheur								
Marion	5	12	7	2	2			1
Morrow								
Multnomah	66	35	18	6	9		2	
Polk								
Sherman								
Tillamook	4	1	1					
Umatilla								
Union			1					
Wallowa								
Wasco								
Washington	6	8	6	1			1	
Wheeler								
Yamhill								
TOTAL	135	137	62	25	29		18	3

This page is intentionally blank.

DOMESTIC DISTURBANCE REPORTING
JANUARY through DECEMBER 2000

This page is intentionally blank.

DOMESTIC DISTURBANCE REPORTING SUMMARY JANUARY through DECEMBER 2000

ORS 181.550 directs all Oregon law enforcement agencies to report all statistics regarding incidents arising out of Domestic Disturbances under ORS 133.055 (2) and 133.310 (3) to the Department of State Police. An interim program of manual reporting has been implemented on a quarterly basis beginning with the last quarter of 1994.

The county summary on the following pages represents the results of reports from 173 agencies, covering 99.4% of Oregon's population.

OREGON DOMESTIC DISTURBANCE REPORTING

January through December 2000

COUNTY		CRIME TOTAL	CRIME TYPE THAT OCCURRED IN THE CONTEXT OF DOMESTIC INCIDENT									Domestic Restraining Order Violations	Non-Criminal Domestic Disturbance		
			Homicide	Rape	Agg. Assault	Burglary	Simple Assault	Vandalism	Other Sex Crimes	Disorderly Conduct	Trespass			Criminal Threat	All Other
BAKER	Incidents	84			4	1	62	1		11		1	4	28	22
	Arrests	71			4	1	52	1		10		1	2	12	
BENTON	Incidents	128	1		12	1	83	1	2	3	1		24	21	154
	Arrests	121	1		12	1	75	1		3	2		26	15	
CLACKAMAS	Incidents	1,500	3	9	187	17	878	28	7	35	34	127	175	479	545
	Arrests	1,221	2	5	105	14	773	25	4	26	24	116	127	379	
CLATSOP	Incidents	147			16		65	1	2	29	7		27	33	293
	Arrests	136			11		97		2	12	1		13	19	
COLUMBIA	Incidents	238	1		3		173			40	2	7	12	69	90
	Arrests	189			3		138			29	2	7	10	49	
COOS	Incidents	279			22		129			83	9	10	26	54	290
	Arrests	173			18		114			11	3	9	18	26	
CROOK	Incidents	104			6		60	1		22	4	8	3	23	53
	Arrests	92			5		55	1		17	3	8	3	15	
CURRY	Incidents	71			2		63					5	1	30	182
	Arrests	70			2		62					5	1	11	
DESCHUTES	Incidents	728			15		460	2	1	129	22	70	29	215	307
	Arrests	529	1		14		391	2	1	55	15	41	9	132	
DOUGLAS	Incidents	184			4	1	95	1		37	2	2	42	58	268
	Arrests	97			4	1	71	1		14	2		4	27	
GILLIAM	Incidents	5					5							1	10
	Arrests	3					3								
GRANT	Incidents	23			1		19	1		2				1	19
	Arrests	18					17			1					
HARNEY	Incidents	13			9					1	3			2	3
	Arrests	6					6							1	
HOOD RIVER	Incidents	50			1		48			1				17	33
	Arrests	44			1		43							4	
JACKSON	Incidents	1,012		3	360	1	185	17		175	5	1	265	415	1,649
	Arrests	586		2	279	5	174	11	2	36	4		73	36	
JEFFERSON	Incidents	158			1		122			28	1	4	2	48	48
	Arrests	218			1		191			21	1	2	2	37	
JOSEPHINE	Incidents	156			5		119			4			28	177	198
	Arrests	123			5		93						25	26	
KLAMATH	Incidents	567		1	22	7	287	15		144	5	49	37	164	152
	Arrests	442		1	15	4	230	10		113	3	40	26	111	
LAKE	Incidents	46			1		27			15			3	8	1
	Arrests	43			4		24			13			2	8	

OREGON DOMESTIC DISTURBANCE REPORTING

January through December 2000

COUNTY		CRIME TOTAL	CRIME TYPE THAT OCCURRED IN THE CONTEXT OF DOMESTIC INCIDENT										Domestic Restraining Order Violations	Non-Criminal Domestic Disturbance	
			Homicide	Rape	Agg. Assault	Burglary	Simple Assault	Vandalism	Other Sex Crimes	Disorderly Conduct	Trespass	Criminal Threat			All Other
LANE	Incidents	1,035	1		128		817				50	28	11	560	2,848
	Arrests	950	1		121		752			38	27	11	309		
LINCOLN	Incidents	203			8		130	1		10	41	13	197	308	
	Arrests	181			6		121	1		8	33	12	80		
LINN	Incidents	502			17		288			181	2	14	293	874	
	Arrests	269			11		244			7	1	6	99		
MALHEUR	Incidents	255			13		100	1		124	10	6	63	188	
	Arrests	199			12		70			100	10	6	18		
MARION	Incidents	1,519	2	3	75	22	703	41	7	16	15	635	474	3,432	
	Arrests	1,491	1	4	65	20	659	33	3	13	11	682	283		
MORROW	Incidents	115			33	1	41	4		12	9	15	31	33	
	Arrests	71			23	1	19	2		9	7	10	6		
MULTNOMAH	Incidents	8,212		26	1,398	138	3,568	292	7	1,395	966	18	404	195	14
	Arrests	4,115		9	724	27	2,338	77	8	489	360	12	71	83	
POLK	Incidents	148	1		5	2	84	8		4	1	43	69	345	
	Arrests	149			4	2	82	9		4	1	47	31		
SHERMAN	Incidents	15					13			2				3	
	Arrests	13					11			2					
TILLAMOOK	Incidents	141			8	2	82	4		28	5	12	31	63	
	Arrests	109			6	1	63	2		28	5	4	17		
UMATILLA	Incidents	297			4	1	219	1		21	9	41	95	318	
	Arrests	360			4	1	266	1		24	13	49	69		
UNION	Incidents	89			2		63				24		16	150	
	Arrests	80			2		58				20		12		
WALLOWA	Incidents	35					20	1		5		9	9	14	
	Arrests	26					18			2		6	6		
WASCO	Incidents	117			11	29	57			18		2	38	188	
	Arrests	95			4		65	3		16		7	30		
WASHINGTON	Incidents	798		5	53	3	635	3	1	50	1	10	219	1,372	
	Arrests	712		3	49	3	588	4		41	1	9	101		
WHEELER	Incidents	3			3								1		
	Arrests	2			2								1		
YAMHILL	Incidents	142	1	1	14		22	1	1	1		101	158	345	
	Arrests	159		2	13		22	1		1		120	45		
TOTAL Incidents		19,119	10	48	2,443	226	9,722	425	28	2,676	1,113	452	1,976	4,292	14,812
Arrests		13,163	5	27	1,529	81	7,985	185	20	1,143	469	385	1,334	2,098	

This page is intentionally blank.

SECTION 2
STATEWIDE
CRIMES AGAINST PERSONS
OFFENSES AND ARRESTS

This page is intentionally blank.

OREGON CRIME CLOCK

1 Crime Against Persons every 11.8 minutes

1 Homicide
every 5.6 days

1 Neg.Homicide
every 8.7 weeks

1 Other Sex Crime
every 1.5 hours


1 Rape
every 6.8 hours

1 Kidnap
every 13.4 hours

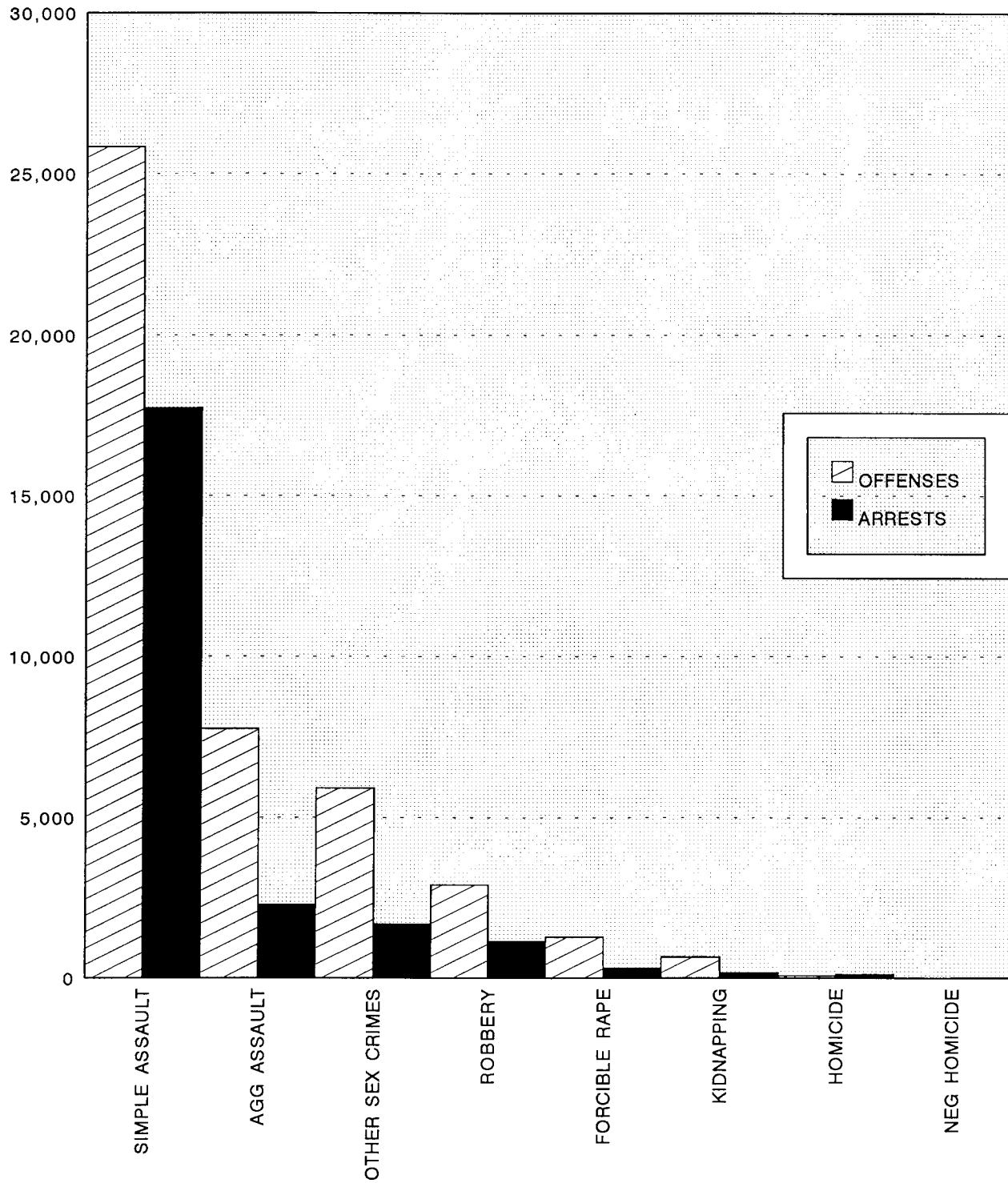
1 Simple Assault
every 20.3 minutes

1 Aggravated Assault
every 1.1 hours

1 Robbery
every 3.0 hours



STATEWIDE CRIMES AGAINST PERSONS, 2000



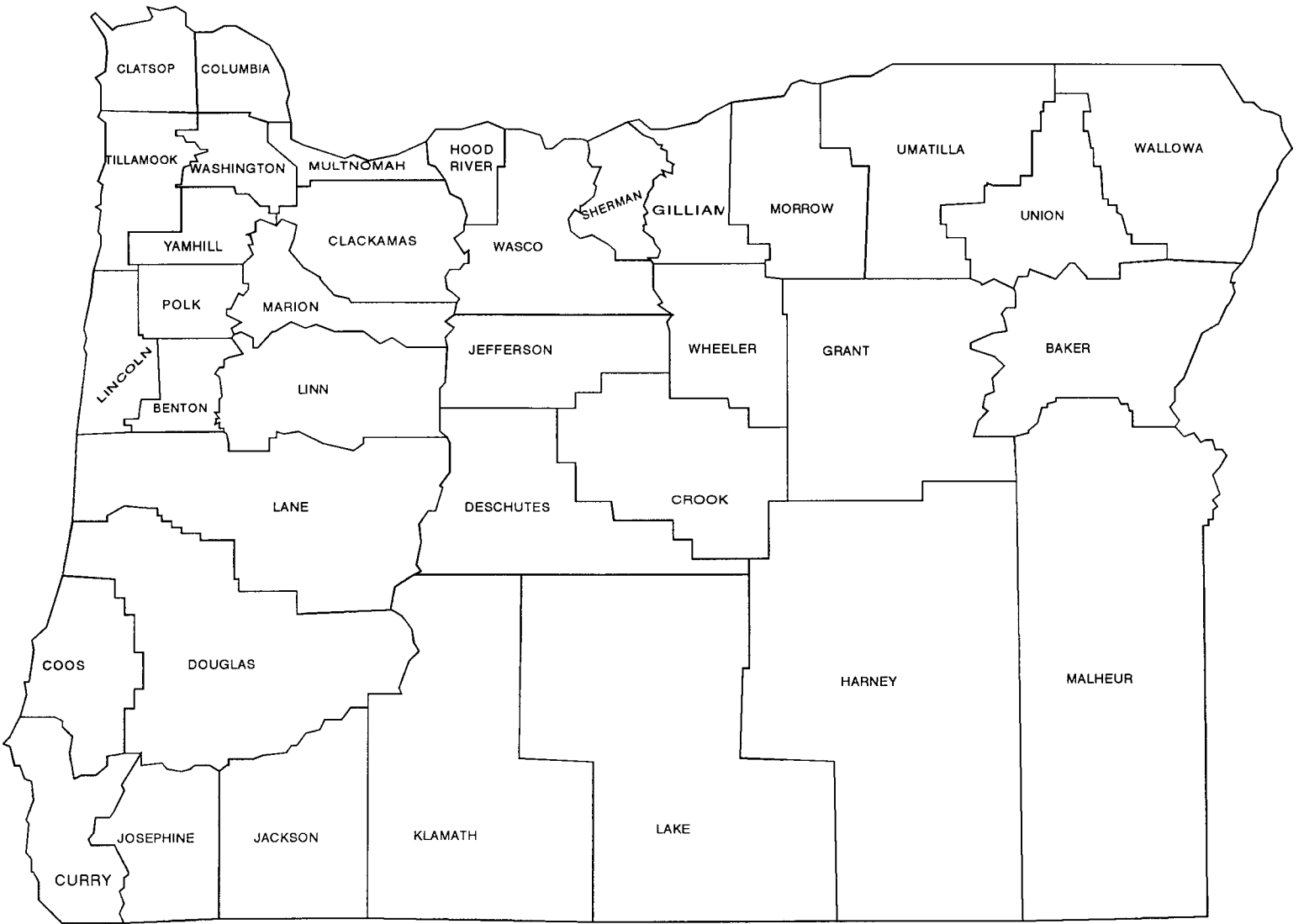
OFFENSES	25,848	7,746	5,896	2,906	1,282	654	67	6
ARRESTS	17,729	2,288	1,676	1,147	304	163	111	14

STATEWIDE CRIMES AGAINST PERSONS, 2000

CLASSIFICATION	2000 OFFENSES	PERSONS ARRESTED				PROPERTY	
		ADULT	JUVENILE	MALE *	FEMALE *	LOSS VALUE *	RECOVERED VALUE *
Willful Murder	55	66	9	71	4		
Aggravated Murder	12	35	1	31	5		
MURDER TOTAL	67	101	10	102	9	NOT APPLICABLE	
Negligent Homicide	6	8	1	8	1	NOT APPLICABLE	
Traffic Death Arrests		4	1	4	1	NOT APPLICABLE	
Forcible Rape	1,141						
Attempt Force Rape	141						
RAPE TOTAL	1,282	258	46	297	5	NOT APPLICABLE	
SEX CRIMES							
Non-Force Rape	586	150	17	160	5		
Cont. to Sex Delqncy	282	99	1	92	8		
Physical Molest	2,693	464	167	594	34		
Obscene Phone Call incest	82 40	2 6		1 5	1 2		
Exposer	714	269	22	260	26		
Forcible Sodomy	499	68	69	134	3		
Non-Force Sodomy	115	27	19	41	2		
Other Sex Crimes	885	232	63	278	12		
SEX CRIME TOTAL	5,896	1,317	359	1,565	93	NOT APPLICABLE	
KIDNAPPING							
For Add Crime Purpose	588						
Hostage/Shield	61						
For Ransom	5						
KIDNAPPING TOTAL	654	150	13	151	6	NOT APPLICABLE	
ROBBERY							
Highway	900					208,379	16,938
Business	837					1,044,949	50,290
Service Station	67					47,331	3,877
Convenience Store	188					47,816	1,557
Residence	263					149,213	11,193
Bank	147					215,283	17,225
Other Robbery	504					107,832	24,654
ROBBERY TOTAL	2,906	901	246	990	151	1,820,803	125,734
Aggravated Assault	7,559	1,799	401	1,803	394		
Attempted Murder	187	79	9	76	12		
AGG. ASSAULT TOTAL	7,746	1,878	410	1,879	406	NOT APPLICABLE	
SIMPLE ASSAULT	25,848	14,959	2,770	13,539	4,020	NOT APPLICABLE	
CRIMES AGAINST PERSONS							
TOTAL	44,405	19,576	3,856	18,535	4,692	1,820,803	125,734

* Persons Arrested Male & Female and Property Loss & Recovered columns of this table do not include data from Roseburg Police Department.

OREGON COUNTY MAP



COUNTY FIVE YEAR PROFILE OF CRIMES AGAINST PERSONS					
	1996	1997	1998	1999	2000
BAKER	325	392	369	237	256
BENTON	733	699	741	805	785
CLACKAMAS	3,602	3,393	3,633	3,146	2,989
CLATSOP	475	440	422	456	511
COLUMBIA	420	372	403	418	435
COOS	930	937	997	803	537
CROOK	239	256	240	169	209
CURRY	284	222	282	211	209
DESCHUTES	1,184	1,226	1,382	1,472	1,252
DOUGLAS	1,466	1,317	1,194	1,068	1,040
GILLIAM	18	16	18	18	14
GRANT	86	76	66	58	58
HARNEY	82	94	96	67	88
HOOD RIVER	199	181	184	183	172
JACKSON	2,389	2,406	2,309	2,143	2,128
JEFFERSON	317	335	370	288	320
JOSEPHINE	978	994	1,093	915	860
KLAMATH	905	969	974	882	899
LAKE	37	40	42	48	90
LANE	4,676	4,756	4,619	4,233	4,326
LINCOLN	596	555	599	646	628
LINN	1,645	1,664	1,477	1,316	1,417
MALHEUR	597	434	367	326	370
MARION	4,232	4,293	4,138	3,707	3,798
MORROW	161	172	167	192	189
MULTNOMAH	16,175	15,816	14,449	14,988	14,336
POLK	687	682	629	597	593
SHERMAN	23	22	21	16	20
TILLAMOOK	290	325	315	257	293
UMATILLA	970	976	1,035	817	825
UNION	217	227	217	211	192
WALLOWA	49	52	52	39	24
WASCO	309	370	340	291	266
WASHINGTON	3,156	3,313	3,439	3,410	3,417
WHEELER	15	17	18	8	13
YAMHILL	938	894	896	875	846
TOTAL	49,405	48,933	47,593	45,316	44,405

STATEWIDE TEN YEAR OFFENSE, POPULATION and RATE PROFILE

YEAR	POPULATION	CRIMES AGAINST PERSONS	RATE PER 10,000 POPULATION
1991	2,930,000	49,246	168.1
1992	2,979,000	50,928	171.0
1993	3,038,000	53,117	174.8
1994	3,082,000	54,656	177.3
1995	3,132,000	54,830	175.1
1996	3,181,000	49,405	155.3
1997	3,217,000	48,933	152.1
1998	3,267,550	47,593	145.7
1999	3,300,800	45,316	137.3
2000	3,436,750	44,405	129.2

STATEWIDE FIVE YEAR OFFENSES by FORCE ELEMENT

OFFENSES by FORCE ELEMENT, 1996 THROUGH 2000										
Classification	Year	WEAPON TOTAL	KNIFE/ CUTTING	OTHER WEAPON	PHYSICAL FORCE	FIREARM TOTAL	Firearm by Type			
							Hand Gun	Rifle/ Shotgun	Other Firearm	Unknown Firearm
Murder	1996	119	21	30	10	58	50	8		
	1997	99	8	13	10	68	51	14		3
	1998	113	22	9	13	69	49	11		9
	1999	86	16	15	10	45	28	6	7	4
	2000	67	3	5	10	49	36	6	4	3
Negligent Homicide *	1996	10		3		7	4	3		
	1997	12		3	1	8	6	2		
	1998	10		7		3	2	1		
	1999	5		1	1	3	1	2		
	2000	6		2	3	1	1			
Forcible Rape	1996	1,243	48	42	1,121	32	29	2	1	
	1997	1,233	48	40	1,116	29	25	1		3
	1998	1,249	37	47	1,138	27	22			5
	1999	1,179	38	41	1,076	24	20		1	3
	2000	1,219	34	49	1,110	26	21	2	2	1
Robbery	1996	3,854	402	337	1,959	1,156	871	43	29	213
	1997	3,736	337	276	1,918	1,205	930	48	20	207
	1998	3,376	345	250	1,746	1,035	774	47	18	196
	1999	2,861	266	251	1,559	785	594	34	10	147
	2000	2,828	279	208	1,538	803	622	33	14	134
Aggravated Assault	1996	9,322	1,441	2,985	3,138	1,758	1,047	255	163	293
	1997	9,185	1,416	3,153	2,959	1,657	1,021	232	161	243
	1998	8,590	1,369	2,976	2,877	1,368	824	221	129	194
	1999	8,268	1,300	2,998	2,854	1,116	709	143	94	170
	2000	7,644	1,102	2,642	3,003	897	584	129	88	96
TOTALS	1996	14,548	1,912	3,397	6,228	3,011	2,001	311	193	506
	1997	14,265	1,809	3,485	6,004	2,967	2,033	297	181	456
	1998	13,338	1,773	3,289	5,774	2,502	1,671	280	147	404
	1999	12,399	1,620	3,306	5,500	1,973	1,352	185	112	324
	2000	11,764	1,418	2,906	5,664	1,776	1,264	170	108	234

* Negligent Homicide offenses does not include vehicular deaths.

1997 force element data incomplete for Negligent Homicide.

1996 – 2000 Data in this table does not include Douglas County Sheriff's Department and Hillsboro Police Department.

1998 – 2000 Data in this table does not include Roseburg Police Department.

STATEWIDE HOMICIDE VICTIMS by SEX, RACE and WEAPON

YEAR	TOTAL	SEX		RACE						WEAPON							
		MALE	FEMALE	WHITE	BLACK	INDIAN	HISP.	ASIAN	UNK	HAND-GUN	RIFLE	SHOT-GUN	GUN-UNK	KNIFE	BLUNT OBJ	PHYSICAL FORCE	OTHER WEAPON
1991	129	80	49	89	23	3	12	2		42	5	5	3	34	11	8	21
1992	137	80	57	108	12	2	12	3		36	14	5	5	19	15	15	28
1993	141	96	45	98	19	2	13	8	1	57	7	7	4	30	9	9	18
1994	148	95	53	110	23	1	13		1	67	13	8	8	30	7	7	8
1995	129	86	43	85	21	3	18	2		60	7	6	8	21	14	7	14
1996	119	78	41	77	16	2	16	8		50	4	4		21	14	10	20
1997	99	70	29	66	19	2	9	2		51	7	7	3	8	8	10	5
1998	113	79	34	85	10	2	15	1		49	7	4	9	22	6	13	3
1999	86	56	30	56	13		14	3		28	1	5	11	16	4	10	11
2000	67	56	11	42	12	1	10	2		36	4	2	7	3	3	10	2

OTHER WEAPONS INCLUDE:

Arson, Asphyxiation, Drowning, Poison, Strangle, etc. and Unknown

ASIAN INCLUDES:

Chinese, Japanese, Vietnamese and Asian or Pacific Islander

STATEWIDE NEGLIGENT HOMICIDE by TYPE

NEGLIGENT HOMICIDE - Killing through gross negligence. Limited to "non-traffic" type of circumstances only.

	1991	1992	1993	1994	1995	1996	1997*	1998	1999	2000
Victim shot while hunting		6			1	1			2	
Gun cleaning death other than self inflicted						1				
Children playing with gun	2	1	2	1	2	2	4	1		
Other negligent handling of a gun	2	2	2	7	2	2	4	2	1	1
All other manslaughter by negligence	2	2	1	8	8	4	4	7	2	5
NEGLIGENT HOMICIDE TOTAL	6	11	5	16	13	10	12	10	5	6

* 1997 type of circumstance data incomplete for Negligent Homicide.

HOMICIDES - STATE OF OREGON by COUNTY										
	1991	1992	1993	1994	1995	1996	1997	1998	1999	2000
BAKER		1					1	1	2	
BENTON		1	1	3	2	1			1	
CLACKAMAS	10	7	11	9	5	5	4	4	4	4
CLATSOP	3		2		1		2	2	1	
COLUMBIA	1	5	1		1	1			1	1
COOS	7	2	1	4	1	5	3	1		
CROOK	1	1		1			1			
CURRY	2	1		2						
DESCHUTES		4	1	2	2		2	1	3	2
DOUGLAS	10	2	6	4	3	2	2	3	2	1
GILLIAM										
GRANT		3	1				1			
HARNEY						1		1		
HOOD RIVER			1	2						
JACKSON	2	5	4	6	9	10	5	7	3	4
JEFFERSON		2	1			2			1	1
JOSEPHINE	4	4	4	3	7	3	3	5	2	
KLAMATH	2	3	5	4	3	4	3	5	1	2
LAKE		1	1					1		
LANE	4	10	6	5	12	11	5	12	5	7
LINCOLN		2	2	1	5			4	1	1
LINN		2	2	5	3	2	1	2	1	2
MALHEUR	1	2					1		1	
MARION	9	19	14	15	15	9	4	15	2	9
MORROW					1					
MULTNOMAH	56	46	61	60	47	49	53	27	42	23
POLK		1	1	3	3	2	1	2	1	
SHERMAN										
TILLAMOOK			1						2	
UMATILLA **		2	1	3	2	2	2	2	2	2
UNION	1		3	2	1					
WALLOWA							1			
WASCO	7			1		1	1	2		1
WASHINGTON	7	8	9	11	6	7	3	14	6	4
WHEELER				1						
YAMHILL	2	3	1	1		2	2	2	2	3
TOTAL	129	137	141	148	129	119	101	113	86	67

OTHER SEX CRIMES by TYPE and VICTIM 1999 & 2000								
TYPE	VICTIM ADULT MALE		VICTIM ADULT FEMALE		VICTIM JUVENILE MALE		VICTIM JUVENILE FEMALE	
	1999	2000	1999	2000	1999	2000	1999	2000
Non-Force Rape	5	9	39	43	34	24	459	482
Contrib. to Sex Delinq.	9	5	5	5	32	44	195	217
Physical Molest	73	65	433	376	456	393	1,814	1,695
Obscene Phone Call	4	10	61	63	0	1	17	7
Incest	1	0	5	2	6	5	47	26
Indecent Exposure	147	118	340	317	37	30	182	207
Forcible Sodomy	23	41	99	82	161	149	211	196
Non-Force Sodomy	5	2	5	7	45	33	65	59
Other Sex Crimes	56	61	168	222	119	114	520	472
TOTAL	323	311	1,155	1,117	890	793	3,510	3,361

1999 & 2000 Data in this table does not include Douglas County Sheriff's Department, Roseburg Police Department or Hillsboro Police Department.

SECTION 3
STATEWIDE
CRIMES AGAINST PROPERTY
OFFENSE and ARREST PROFILE

This page is intentionally blank.

OREGON CRIME CLOCK

1 Crime Against Property every 2.3 minutes

1 Burglary
every 20.6 minutes


1 Larceny
every 4.6 minutes

1 Motor Vehicle Theft
every 36.9 minutes

1 Arson
every 5.2 hours

1 Vandalism
every 11.5 minutes

1 Fraud
every 41.6 minutes

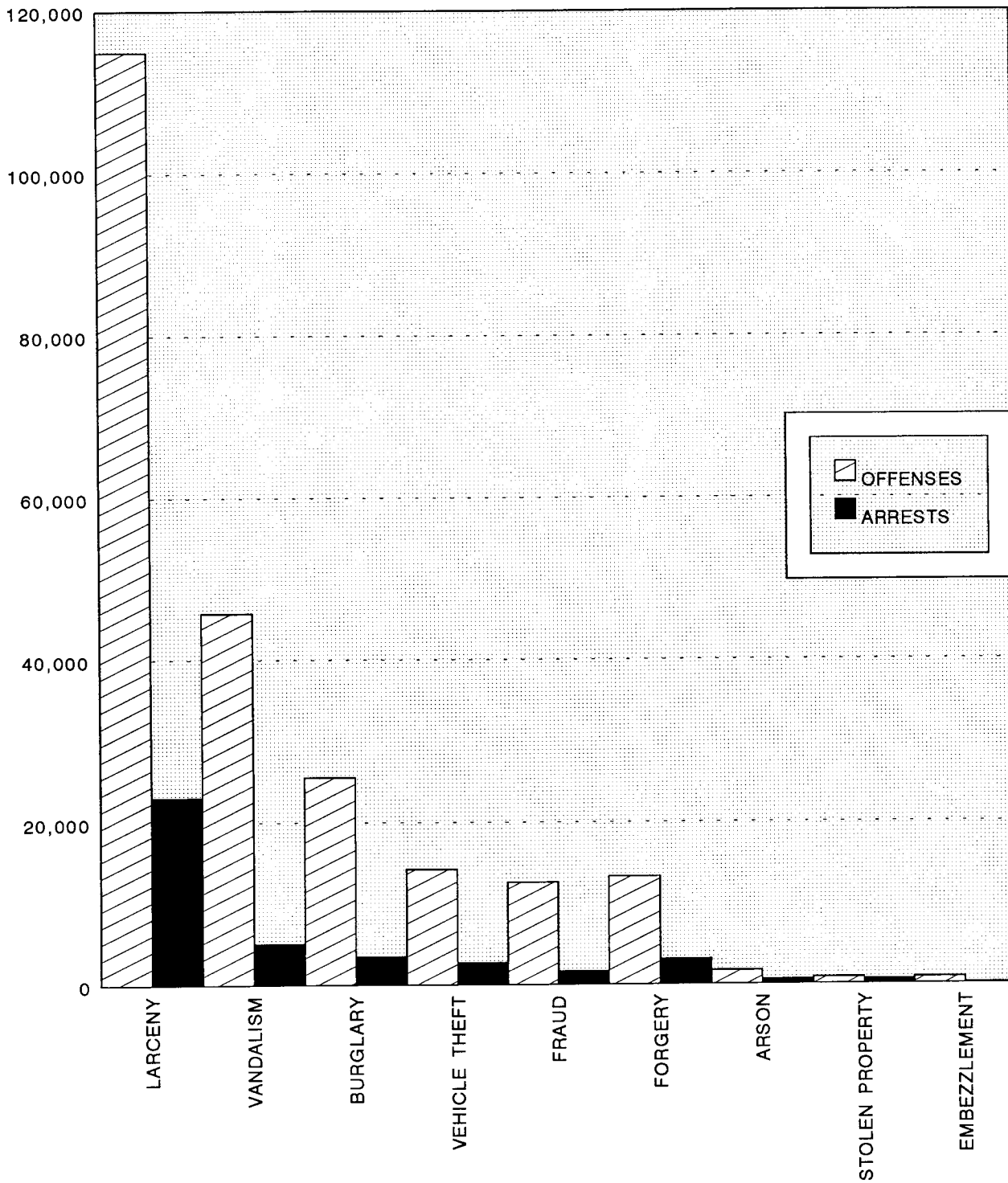


1 Embezzlement
every 10.9 hours

1 Stolen Property
every 11.1 hours

1 Forgery/Counterfitting
every 39.5 minutes

STATEWIDE CRIMES AGAINST PROPERTY, 2000



OFFENSES	114,948	45,779	25,582	14,248	12,621	13,316	1,700	787	807
ARRESTS	23,092	5,078	3,486	2,704	1,623	3,097	567	568	85

STATEWIDE CRIMES AGAINST PROPERTY, 2000

CLASSIFICATION	2000 OFFENSES	PERSONS ARRESTED				PROPERTY	
		ADULT	JUVENILE	MALE *	FEMALE *	LOSS VALUE *	RECOVERED VALUE *
BURGLARY							
Residence	15,569					23,240,136	1,397,037
Business	6,010					8,574,432	383,875
Other Structure	4,003					6,335,052	309,250
BURGLARY TOTAL	25,582	2,168	1,318	2,995	453	38,149,620	2,090,162
LARCENY							
Pickpocket	219					41,145	1,134
Purse-snatch	243					73,172	1,785
Shoplift	17,099					2,664,926	1,066,784
From Motor Vehicles	34,633					28,659,396	976,815
Motor Vehicle Parts/Acc.	10,513					5,452,326	108,304
Bicycles	6,976					3,150,483	260,273
From Public Building	8,684					5,913,629	698,789
From Coin-op Machine	380					110,720	4,916
All Other Larceny	36,201					32,086,532	2,901,026
LARCENY TOTAL	114,948	16,071	7,021	14,875	7,864	78,152,329	6,019,826
MOTOR VEHICLE THEFT							
Automobiles	8,509					46,442,979	27,082,005
Trucks/Busses/Vans	4,425					36,324,084	20,643,177
Motorcycles/Mopeds	653					2,209,094	628,369
Snowmobiles	55					206,270	27,000
Other Vehicles	606					1,913,373	740,833
MTR VEH THEFT TOTAL	14,248	1,994	710	2,155	517	87,095,800	49,121,384
ARSON							
Residence	273					2,216,501	90,000
Other Buildings	365					2,154,294	
Vehicles	214					661,155	20
Other Arson	848					115,691	526
ARSON TOTAL	1,700	300	267	424	131	5,147,641	90,546
FORGERY/COUNTERFEIT							
Check	9,199					5,132,276	188,843
Credit Card	609					273,551	24,118
Currency	1,245					33,439	856
Securities	308					146,269	80
All Other	1,955					176,421	8,795
FORG/CTERFT TOTAL	13,316	2,907	190	1,956	1,099	5,761,956	222,692
FRAUD							
No Account Check	171					306,133	2,102
Account Closed Check	1,582					472,023	16,253
NSF Check	1,644					595,417	37,847
Credit Cards	3,273					1,126,890	62,500
By Deception	2,297					3,036,861	178,459
Of Services	2,197					555,155	75,518
Other	1,457					648,112	14,325
FRAUD TOTAL	12,621	1,506	117	1,011	586	6,740,591	387,004
EMBEZZLEMENT	807	81	4	37	48	4,312,273	70,670
STOLEN PROPERTY	787	456	112	461	107	NOT APPLICABLE	
VANDALISM							
Residence	6,864					1,444,671	3,266
Non-Residence	9,373					3,665,504	1,555
Vehicle	19,981					7,631,476	11,863
Venerated Objects	67					13,394	
Police Cars	107					14,796	
Other	9,387					2,318,253	5,813
VANDALISM TOTAL	45,779	2,824	2,254	4,278	654	15,088,094	22,497
CRIMES AGAINST PROPERTY							
TOTAL	229,788	28,307	11,993	28,192	11,459	240,448,304	58,024,781

* Persons Arrested Male & Female and Property Loss & Recovered columns of this table does not include data for Roseburg Police Department.

COUNTY FIVE YEAR PROFILE OF CRIMES AGAINST PROPERTY

	1996	1997	1998	1999	2000
BAKER	1,892	2,244	1,638	1,208	998
BENTON	4,682	5,439	4,543	4,375	4,773
CLACKAMAS	21,349	21,560	21,237	20,996	22,219
CLATSOP	2,720	2,569	2,707	2,311	2,646
COLUMBIA	1,805	1,613	1,705	1,347	1,724
COOS	4,495	4,795	4,123	3,298	2,701
CROOK	1,135	1,315	933	782	848
CURRY	908	825	836	701	615
DESCHUTES	8,375	9,253	7,290	7,332	7,256
DOUGLAS	6,438	6,422	5,870	5,140	5,196
GILLIAM	61	54	70	40	45
GRANT	318	326	175	176	197
HARNEY	389	496	418	398	322
HOOD RIVER	888	1,092	1,086	981	859
JACKSON	13,063	14,690	13,845	12,554	12,972
JEFFERSON	1,182	1,131	928	899	911
JOSEPHINE	4,718	5,735	5,027	4,356	4,154
KLAMATH	3,073	3,353	3,136	2,312	2,601
LAKE	242	239	219	141	217
LANE	27,380	29,462	26,724	24,779	24,975
LINCOLN	3,313	3,684	3,699	3,432	3,172
LINN	8,288	9,560	8,346	7,291	7,237
MALHEUR	2,113	1,933	1,834	1,408	1,617
MARION	26,060	27,263	25,526	22,579	23,409
MORROW	751	709	733	659	561
MULTNOMAH	64,930	68,817	61,177	58,270	59,479
POLK	3,792	3,755	3,601	3,237	3,414
SHERMAN	91	76	86	65	77
TILLAMOOK	1,015	905	1,143	969	1,182
UMATILLA	4,321	4,591	5,006	4,271	4,162
UNION	1,192	1,481	1,154	874	817
WALLOWA	263	228	238	107	92
WASCO	1,582	1,717	1,845	1,537	1,485
WASHINGTON	22,885	24,444	22,806	21,436	22,224
WHEELER	57	52	32	27	19
YAMHILL	5,375	5,560	4,977	4,808	4,612
TOTAL	251,141	267,388	244,713	225,096	229,788

STATEWIDE TEN YEAR OFFENSE, POPULATION and RATE PROFILE

YEAR	POPULATION	CRIMES AGAINST PROPERTY	RATE PER 10,000 POPULATION
1991	2,930,000	218,970	747.3
1992	2,979,000	225,710	757.7
1993	3,038,000	226,433	745.3
1994	3,082,000	253,169	821.4
1995	3,132,000	268,217	856.4
1996	3,181,000	251,141	789.5
1997	3,217,000	267,388	831.2
1998	3,267,550	244,713	748.9
1999	3,300,800	225,096	681.9
2000	3,436,750	229,788	668.6

This page is intentionally blank.

SECTION 4
STATEWIDE
BEHAVIORAL CRIMES
OFFENSE and ARREST PROFILE

This page is intentionally blank.

OREGON CRIME CLOCK

1 Behavioral Crime every 3.2 minutes

1 Weapon Law Violation
every 2.6 hours

1 Prostitution Violation
every 10.2 hours

1 Crime Against Family
every 3.2 hours

1 Disorderly Conduct
every 31.0 minutes

1 Drug Law Violation
every 22.3 minutes

1 DUII Violation
every 20.7 minutes


1 Runaway Juvenile
every 42.9 minutes

1 Gambling Violation
every 2.1 weeks

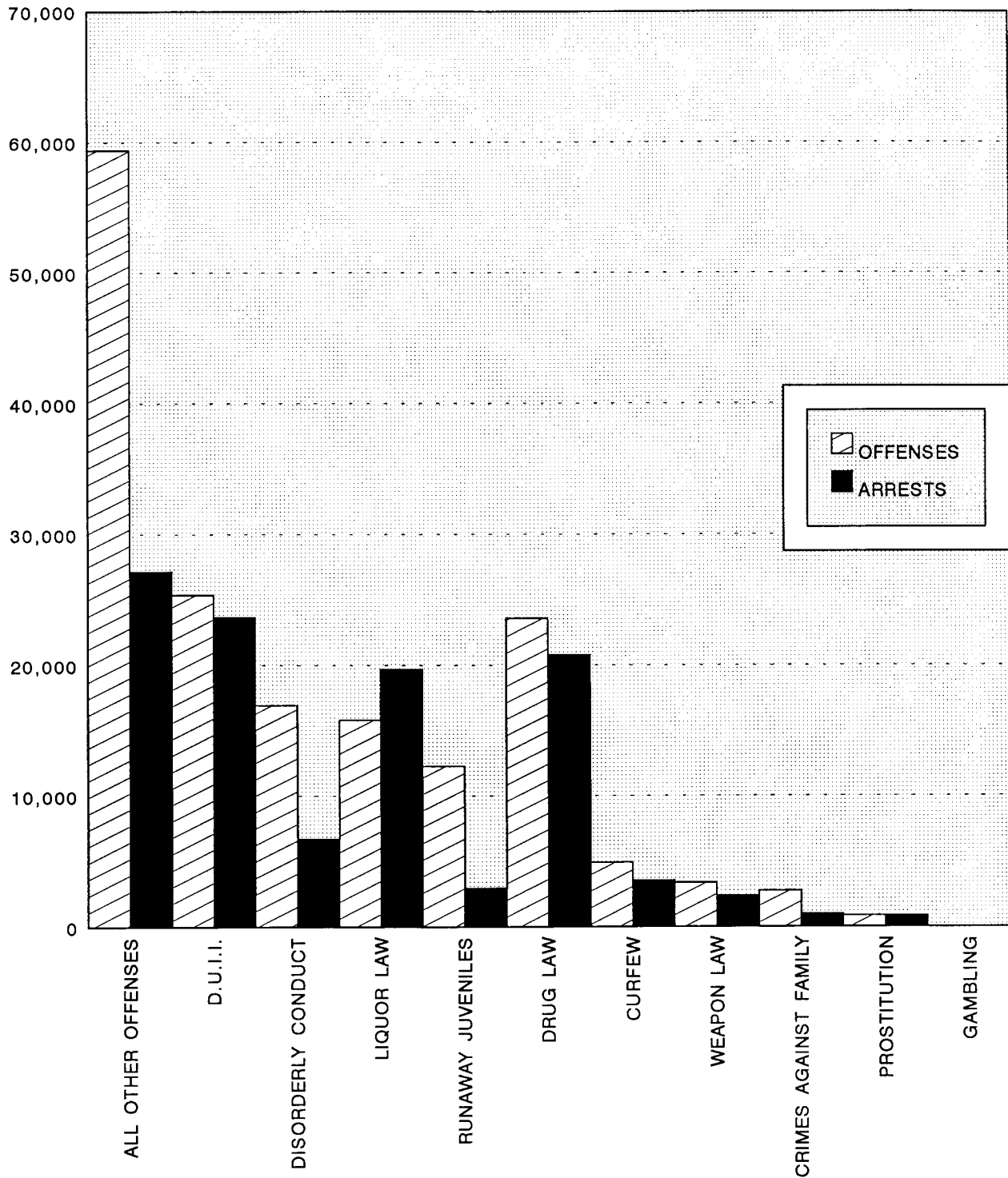
1 Liquor Law Violation
every 33.2 minutes

1 Curfew Violation
every 1.8 hours

1 All Other (Except Traffic)
every 8.9 minutes



STATEWIDE BEHAVIORAL CRIMES, 2000



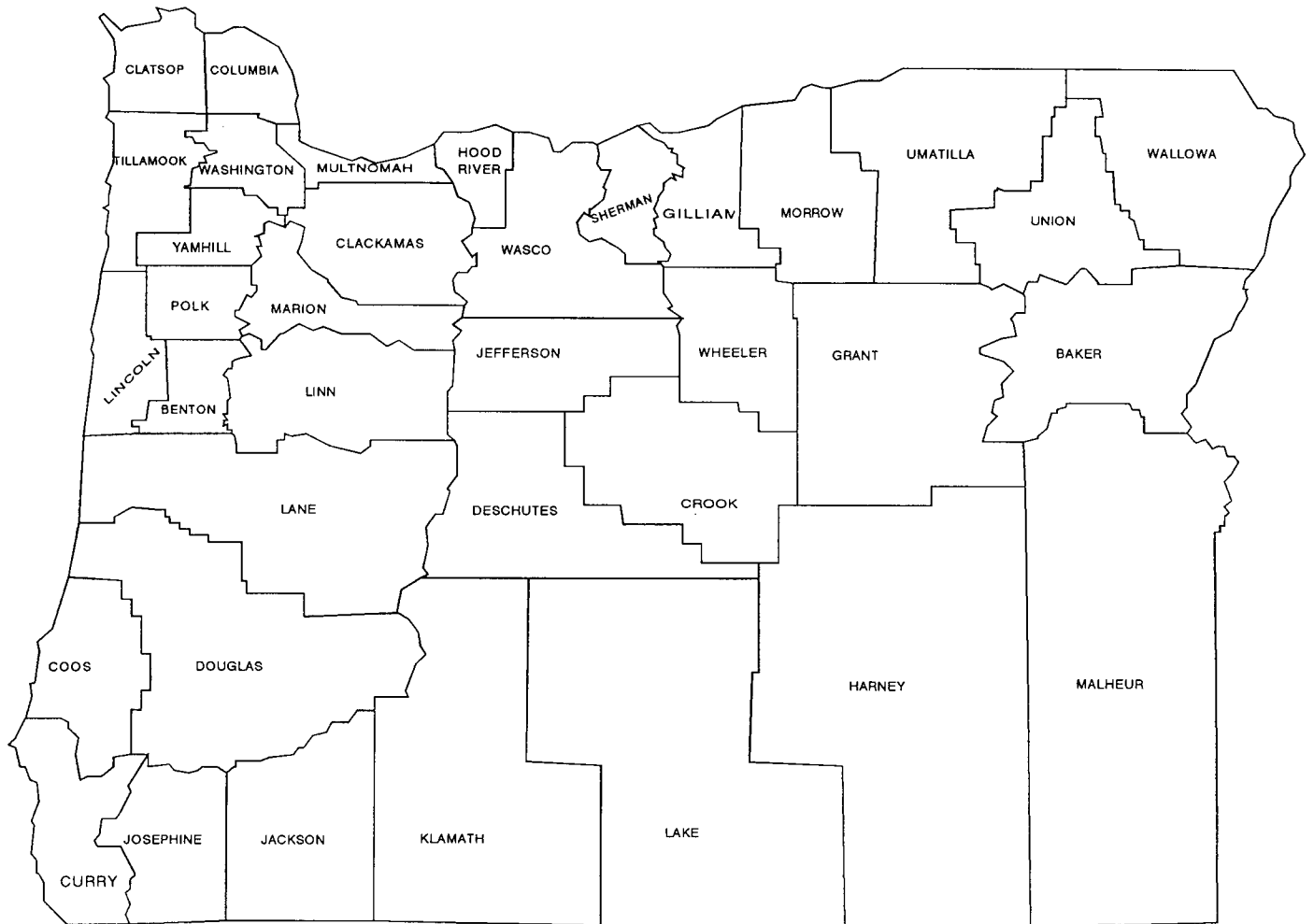
OFFENSES	59,381	25,349	16,942	15,809	12,260	23,572	4,909	3,355	2,715	861	25
ARRESTS	27,119	23,644	6,658	19,696	2,928	20,793	3,529	2,336	944	829	19

STATEWIDE BEHAVIORAL CRIMES, 2000

CLASSIFICATION	2000 OFFENSES	PERSONS ARRESTED				PROPERTY	
		ADULT	JUVENILE	MALE *	FEMALE *	LOSS VALUE *	RECOVERED VALUE *
WEAPON LAWS							
Possess Illegally	752	450	96	494	45		
Carry Concealed	1,167	764	179	853	63		
Ex-Con in Possession	836	552	6	510	39		
Other	600	207	82	261	28		
TOTAL	3,355	1,973	363	2,118	175		NOT APPLICABLE
PROSTITUTION							
Engage in	698	709	9	538	179		
Promote	32	23	1	18	6		
Compel	27	5		3	2		
Other	104	79	3	37	45		
TOTAL	861	816	13	596	232		NOT APPLICABLE
DRUG LAWS							
Narcotics	5,638	5,116	358	4,069	1,322		
Marjuana	9,115	6,506	1,875	5,776	1,097		
Synthetic Narcotics	1,108	865	55	1,747	451		
Other Dangerous Drugs	7,711	5,750	268	4,299	1,718		
TOTAL	23,572	18,237	2,556	15,891	4,588		NOT APPLICABLE
GAMBLING							
Bookmaking	1						
Numbers & Lottery	1	1			1		
Illegal Games	12						
Illegal Devices	5	1	3	4			
Illegal Payoff							
Other	6	10	4	12	2		
TOTAL	25	12	7	16	3		NOT APPLICABLE
OFFENSES AGAINST FAMILY							
Child Abandonment	46	7		3	4		
Child Neglect	1,629	650	12	224	431		
Non-Support	20	11		10	1		
Custodial Interference	378	43	3	27	18		
Other	642	209	9	103	112		
TOTAL	2,715	920	24	367	566		NOT APPLICABLE
D. U. I. I.							
Under .08	1,226	1,054	55	930	162		
.08 thru .14 Alcohol	5,164	4,755	87	3,989	790		
.15 thru .19 Alcohol	4,667	4,366	35	3,629	733		
.20 or Above Alcohol	2,903	2,738	8	2,207	510		
BA Refused	3,082	2,716	17	2,301	398		
BA Not Given	235	186	3	155	31		
Of Drugs	749	560	21	405	151		
Undetermined	7,323	6,950	93	5,854	1,189		
TOTAL	25,349	23,325	319	19,470	3,964		NOT APPLICABLE
LIQUOR LAWS							
Minor in Possession	9,249	8,823	5,341	10,386	3,409		
Illegal Make, Possess, Sell	40	30	8	32	6		
Illegal Establishment Operate	6	13		11	2		
Drinking in Public	3,206	3,590	17	3,176	333		
Furnishing	1,626	1,300	121	958	438		
Importing	1	1		1			
License Violation	127	21		10	11		
Minor on Premise	33	23	5	21	7		
Other	1,521	388	15	323	79		
TOTAL	15,809	14,189	5,507	14,918	4,285		NOT APPLICABLE
DISORDERLY CONDUCT							
	16,942	5,115	1,543	5,228	1,318		
ALL OTHER							
Trespass	17,635	8,005	1,872	7,845	1,861		
Escape your Custody	552	204	17	193	25		
Blackmail/Extortion	40	14	7	16	5		
Bomb Threat	284	5	9	13	1		
Other Criminal Threat	9,423	1,728	533	1,850	402		
Shoot in Prohib. Area	905	21	17	31	4		
Animal Ordinances	8,457	1,794	43	954	878		
Garbage/Littering	2,029	889	95	777	180		
Other	20,056	8,542	3,324	8,420	2,838		
TOTAL	59,381	21,202	5,917	20,099	6,194		NOT APPLICABLE
CURFEW							
	4,909		3,529	2,164	1,318		NOT APPLICABLE
RUNAWAY							
Male Juvenile	5,269		1,197	1,197			
Female Juvenile	6,991		1,731		1,731		
TOTAL	12,260		2,928	1,197	1,731		NOT APPLICABLE
BEHAVIORAL CRIME							
TOTAL	165,178	85,789	22,706	82,064	24,374	0	0

* Persons Arrested Male & Female and Property Loss & Recovered columns of this table does not include data for the Roseburg Police Department.

OREGON COUNTY MAP



COUNTY FIVE YEAR PROFILE OF BEHAVIORAL CRIMES

	1996	1997	1998	1999	2000
BAKER	671	816	829	726	765
BENTON	3,657	3,553	3,535	3,580	3,794
CLACKAMAS	10,102	9,402	8,949	8,844	9,004
CLATSOP	2,894	3,172	3,130	3,165	3,466
COLUMBIA	2,108	2,230	2,435	2,799	2,290
COOS	5,152	5,584	5,860	5,145	3,202
CROOK	1,331	1,380	1,470	1,319	1,367
CURRY	721	730	764	616	704
DESCHUTES	4,334	4,717	4,823	5,786	5,542
DOUGLAS	5,966	5,969	5,801	5,538	5,584
GILLIAM	85	86	139	183	104
GRANT	262	247	244	523	187
HARNEY	223	423	250	192	271
HOOD RIVER	897	855	825	849	742
JACKSON	11,187	11,936	11,278	10,652	11,668
JEFFERSON	1,059	1,065	1,234	1,199	1,183
JOSEPHINE	2,888	3,390	3,383	3,351	3,609
KLAMATH	1,999	2,290	2,291	2,143	2,328
LAKE	168	229	178	202	254
LANE	13,828	15,280	14,055	14,573	15,159
LINCOLN	2,996	2,588	2,635	2,445	2,457
LINN	8,678	8,484	7,281	6,666	7,734
MALHEUR	2,205	2,150	1,589	2,196	2,597
MARION	16,360	17,698	17,802	16,114	16,470
MORROW	321	297	467	504	583
MULTNOMAH	29,989	34,003	32,714	35,632	35,030
POLK	4,465	4,613	4,395	4,046	4,120
SHERMAN	74	62	89	81	85
TILLAMOOK	1,198	1,228	1,438	1,272	1,221
UMATILLA	4,214	4,902	5,173	4,971	4,429
UNION	757	800	839	917	968
WALLOWA	195	225	238	108	167
WASCO	1,344	1,540	1,928	1,611	1,477
WASHINGTON	10,204	11,560	11,628	12,481	12,364
WHEELER	76	61	70	64	70
YAMHILL	4,378	4,214	3,914	3,833	4,183
TOTAL	156,986	167,779	163,673	164,326	165,178

STATEWIDE TEN YEAR OFFENSE, POPULATION and RATE PROFILE

YEAR	POPULATION	BEHAVIORAL CRIMES	RATE PER 10,000 POPULATION
1991	2,930,000	137,433	469.1
1992	2,979,000	163,525	548.9
1993	3,038,000	138,280	455.2
1994	3,082,000	142,198	461.4
1995	3,132,000	148,468	474.0
1996	3,181,000	156,986	493.5
1997	3,217,000	167,779	521.5
1998	3,267,550	163,673	500.9
1999	3,300,800	164,326	497.8
2000	3,436,750	165,178	480.6

STATEWIDE DRUG LAW OFFENSES by TYPE OF DRUG and ACTIVITY - 2000

TOTAL		Possess for Sale	Possess for Use	Furnish	Transpt/ Mfg/ Cultivate	Obtain Unlawful	Tamper w/Record	Other
6	Opium	2	4					
1,729	Heroin	541	1,156	19	7	1		5
15	Morphine	8	4			2	1	
3,086	Cocaine	840	2,195	10	19	1	2	19
45	Codeine	5	25		1	3	10	1
497	Other Narcotic	87	212	7	31	11	53	96
5,378	NARCOTIC TOTAL	1,483	3,596	36	58	18	66	121
48	Hashish	17	26		3			2
2,814	Marij. Over Oz	883	1,451	46	343	5		86
5,791	Marij. Under Oz	797	4,706	45	120	12		111
8,653	MARIJUANA TOTAL	1,697	6,183	91	466	17		199
1,032	SYNTHETIC TOTAL	224	646	15	87	3	32	25
7,611	OTHER DANGEROUS DRUG TOTAL	1,720	4,243	101	326	59	59	1,103
22,674	DRUG LAW OFFENSE TOTAL	5,124	14,668	243	937	97	157	1,448

STATEWIDE DRUG LAW ARRESTS by TYPE OF DRUG and ACTIVITY - 2000

TOTAL		Possess for Sale	Possess for Use	Furnish	Transpt/ Mfg/ Cultivate	Obtain Unlawful	Tamper w/Record	Other
17	Opium	1	9		6			1
1,665	Heroin	270	1,342	9	7	2	2	33
8	Morphine	2	4					2
2,648	Cocaine	187	2,418	7	9		1	26
34	Codeine	4	19		1	1	7	2
870	Other Narcotic	56	116	4	14	7	25	648
5,242	NARCOTIC TOTAL	520	3,908	20	37	10	35	712
32	Hashish	9	22					1
1,760	Marij. Over Oz	750	436	18	134	3		419
6,077	Marij. Under Oz	433	4,790	47	48	5		754
7,869	MARIJUANA TOTAL	1,192	5,248	65	182	8		1,174
834	SYNTHETIC TOTAL	169	532	12	74	3	20	24
5,911	OTHER DANGEROUS DRUG TOTAL	1,108	3,544	82	148	5	33	991
19,856	DRUG LAW ARREST TOTAL	2,989	13,232	179	441	26	88	2,901

These tables do not include data for the Douglas County Sheriff's Office, Roseburg Police Department or Hillsboro Police Department

DRUG OFFENSES by COUNTY and TYPE - 2000

COUNTY	TOTAL	Other NARCOTICS				Marij Over Oz	Marij Under Oz	Hashish	MARIJ TOTAL	SYNTHETIC NARCOTIC	OTHER DANGER DRUGS
		Heroin	Cocaine	Narcotic	TOTAL						
BAKER	86	1		16	17	8	38	1	47	1	21
BENTON	415	7	4	5	16	168	60	1	229	5	165
CLACKAMAS	1,098	1	6	90	97	46	77	1	124	22	855
CLATSOP	264	13	29	21	63	42	117		159	25	17
COLUMBIA	200	2	3	5	10	21	112	1	134	19	37
COOS	248	7		9	16	40	86		126	43	63
CROOK	75			7	7	8	23		31	5	32
CURRY	124	2		1	3	8	76		84		37
DESCHUTES	681		6	66	72	25	305		330	95	184
DOUGLAS **	243	1	3	4	8	20	149	1	170	3	62
GILLIAM	22	1			1	2	19		21		
GRANT	16					3	9		12		4
HARNEY	16					7	4		11	2	3
HOOD RIVER	130	1	13	1	15	17	65		82	6	27
JACKSON	1,603	38	17	16	71	398	285	3	686	22	824
JEFFERSON	135			3	3	7	64		71		61
JOSEPHINE	591	3	2	51	56	106	241	4	351	12	172
KLAMATH	430	11	2	11	24	35	104	2	141	125	140
LAKE	36			2	2	6	13		19	13	2
LANE	3,093	377	148	18	543	388	1,178	6	1,572	37	941
LINCOLN	161	2	3	5	10	27	79		106	5	40
LINN	625	11	2	32	45	101	226	1	328	74	178
MALHEUR	185	3	11	6	20	25	52		77	45	43
MARION	1,862	74	53	23	150	484	149	6	639	35	1,038
MORROW	57	1		2	3	7	26		33	13	8
MULTNOMAH	7,526	1,127	2,667	57	3,851	322	1,361	16	1,699	239	1,737
POLK	377	7	8	3	18	170	32		202		157
SHERMAN	11					3	6		9		2
TILLAMOOK	160	3	3	5	11	48	47	1	96	17	36
UMATILLA	306	3	2	10	15	27	132		159	32	100
UNION	174		6	7	13	26	68		94	26	41
WALLOWA	15			1	1	5	4		9		5
WASCO	192		1	19	20	22	80	1	103		69
WASHINGTON **	1,220	31	95	64	190	64	473	3	540	110	380
WHEELER	5						4		4		1
YAMHILL	292	2	2	3	7	128	27		155	1	129
TOTAL OFFENSES	22,674	1,729	3,086	563	5,378	2,814	5,791	48	8,653	1,032	7,611

** Douglas County - Does not include data from Douglas County Sheriff's Office or Roseburg Police Department

** Washington County - Does not include data from Hillsboro Police Department

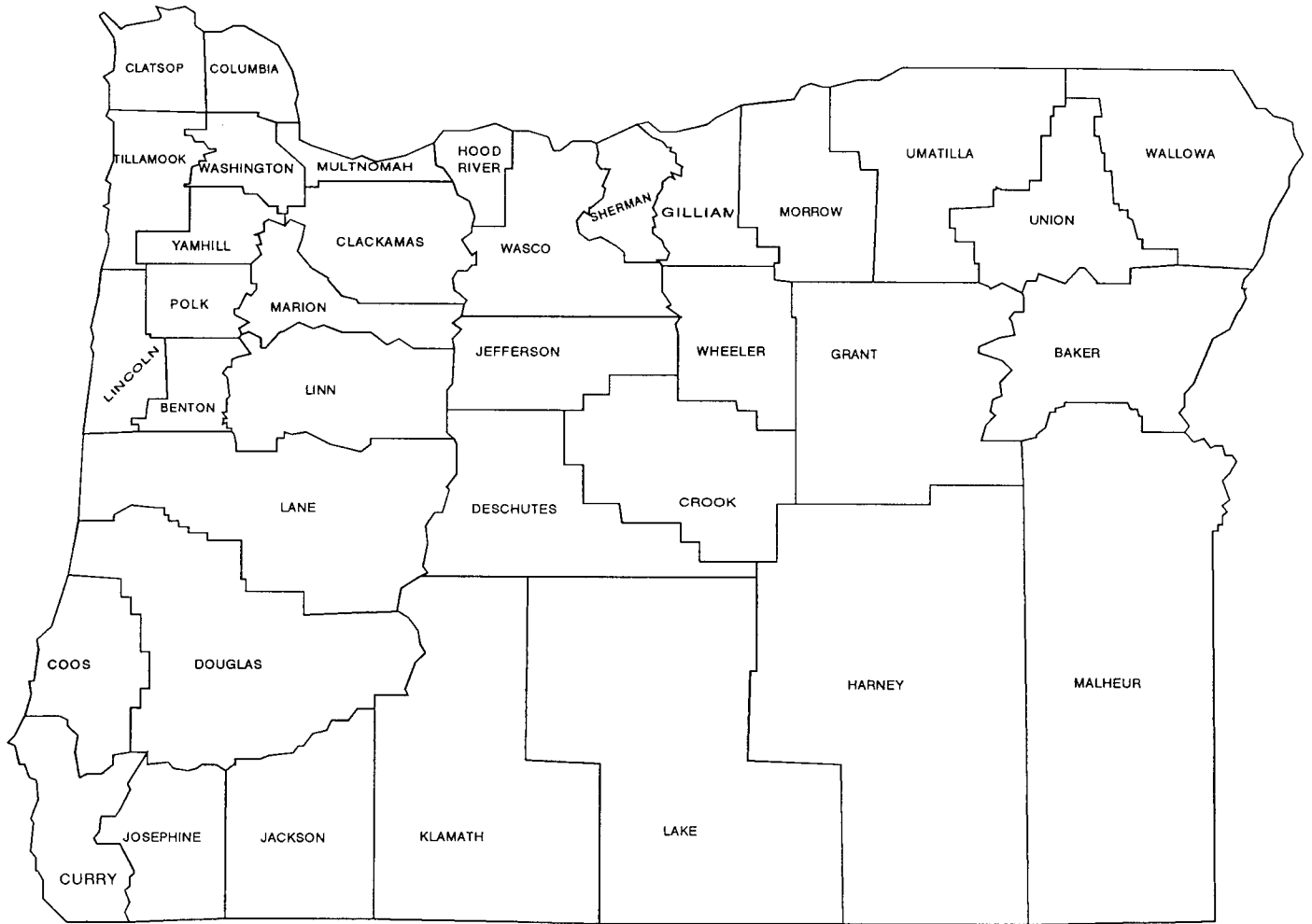
DRUG ARRESTS by COUNTY and TYPE - 2000

COUNTY	TOTAL	Other NARCOTIC				Marij Over Oz	Marij Under Oz	Hashish	MARIJ TOTAL	SYNTHETIC NARCOTIC	OTHER DANGER DRUGS
		Heroin	Cocaine	Narcotic	TOTAL						
BAKER	72	1		8	9	6	40	1	47	1	15
BENTON	386	5	4	2	11	62	153		215	5	155
CLACKAMAS	881	1	3	617	621	31	74		105	3	152
CLATSOP	253	14	33	21	68	43	104		147	21	17
COLUMBIA	183	1	1	3	5	22	115		137	14	27
COOS	311	8	1	8	17	16	136		152	84	58
CROOK	60			9	9	6	21		27	1	23
CURRY	178	2		1	3	8	104		112	20	43
DESCHUTES	562		4	40	44	20	268		288	76	154
DOUGLAS **	241	1	4	8	13	16	158	1	175	5	48
GILLIAM	21	1			1	2	18		20		
GRANT	25					2	14		16		9
HARNEY	26		6		6	7	8		15	3	2
HOOD RIVER	104		8		8	13	57		70	4	22
JACKSON	1,357	33	10	9	52	354	238	4	596	22	687
JEFFERSON	120			2	2	6	56		62		56
JOSEPHINE	359	3		30	33	55	159	1	215	8	103
KLAMATH	313	7	2	4	13	25	88	2	115	83	102
LAKE	18			2	2	1	10		11	3	2
LANE	3,193	463	136	20	619	340	1,257	5	1,602	22	950
LINCOLN	153	3	7	5	15	19	87		106	5	27
LINN	428	3	1	12	16	98	192	1	291	18	103
MALHEUR	112	2	5	3	10	17	46		63	23	16
MARION	1,626	49	53	12	114	132	369	2	503	39	970
MORROW	39	1		1	2	1	21		22	8	7
MULTNOMAH	6,526	1,032	2,275	38	3,345	251	1,344	12	1,607	272	1,302
POLK	299	6	4	1	11	21	130		151		137
SHERMAN	10					3	7		10		
TILLAMOOK	116	2		6	8	36	37		73	6	29
UMATILLA	319	3	3	12	18	34	104		138	34	129
UNION	135		6	6	12	21	49		70	19	34
WALLOWA	12			1	1	5	4		9		2
WASCO	162		1	13	14	14	81	1	96		52
WASHINGTON **	1,004	23	81	35	139	52	420	2	474	34	357
WHEELER	7					2	3		5	1	1
YAMHILL	245	1			1	19	105		124		120
TOTAL OFFENSES	19,856	1,665	2,648	929	5,242	1,760	6,077	32	7,869	834	5,911

** Douglas County - Does not include data from Douglas County Sheriff's Office or Roseburg Police Department

** Washington County - Does not include data from Hillsboro Police Department

OREGON COUNTY MAP



DRUG OFFENSES by COUNTY 1996 through 2000					
	1996	1997	1998	1999	2000
BAKER	59	48	67	172	86
BENTON	261	193	239	283	415
CLACKAMAS	1,029	844	787	1,057	1,098
CLATSOP	193	199	128	183	264
COLUMBIA	160	166	135	169	200
COOS	205	302	256	218	248
CROOK	83	160	59	85	75
CURRY	89	70	84	64	124
DESCHUTES	569	531	589	750	681
DOUGLAS	741	959	929	813	888
GILLIAM	3	5	16	25	22
GRANT	18	28	24	280	16
HARNEY	38	11	10	7	16
HOOD RIVER	95	105	96	112	130
JACKSON	1,033	1,251	1,207	1,255	1,603
JEFFERSON	141	118	107	110	135
JOSEPHINE	403	602	611	549	591
KLAMATH	345	370	243	304	430
LAKE	11	18	12	32	36
LANE	2,490	2,894	2,570	2,883	3,093
LINCOLN	262	204	174	171	161
LINN	574	564	451	506	625
MALHEUR	82	96	169	169	185
MARION	1,165	1,414	1,477	1,542	1,862
MORROW	42	39	47	42	57
MULTNOMAH	5,718	7,529	7,154	9,158	7,526
POLK	231	260	229	245	377
SHERMAN	18	14	18	11	11
TILLAMOOK	118	135	163	205	160
UMATILLA	244	264	194	258	306
UNION	65	91	88	126	174
WALLOWA	7	20	21	5	15
WASCO	139	197	288	204	192
WASHINGTON	1,105	1,098	1,117	1,407	1,473
WHEELER	2	3	3	1	5
YAMHILL	283	248	200	208	292
TOTAL	18,021	21,050	19,962	23,609	23,572

D. U. I. I. OFFENSES BY COUNTY FOR YEARS 1996 through 2000

COUNTY	1996	1997	1998	1999	2000
Baker	142	151	152	105	143
Benton	631	600	518	491	329
Clackamas	2,820	2,438	2,513	2,358	2,229
Clatsop	440	428	479	450	452
Columbia	565	403	402	423	331
Coos	524	610	609	814	591
Crook	182	193	182	208	223
Curry	256	219	233	219	255
Deschutes	845	851	878	1,221	1,068
Douglas	810	869	1,030	1,119	995
Gilliam	24	20	46	57	39
Grant	70	48	71	75	49
Harney	49	71	40	86	121
Hood River	358	292	258	289	282
Jackson	1,494	1,447	1,345	1,644	1,622
Jefferson	211	211	232	329	239
Josephine	564	549	544	600	797
Klamath	483	629	714	609	667
Lake	52	69	40	81	66
Lane	1,819	1,726	2,004	2,071	2,071
Lincoln	679	589	557	475	489
Linn	749	625	628	770	1,019
Malheur	238	262	299	314	269
Marion	1,890	2,105	1,959	1,897	1,921
Morrow	49	32	60	108	74
Multnomah	3,873	3,374	3,415	3,225	3,897
Polk	364	309	401	448	431
Sherman	16	18	26	20	27
Tillamook	217	297	326	216	194
Umatilla	710	549	872	743	878
Union	115	129	167	169	178
Wallowa	22	36	38	18	22
Wasco	266	380	440	362	315
Washington	1,921	1,676	2,151	2,504	2,406
Wheeler	6	9	12	3	8
Yamhill	531	506	521	570	652
TOTAL	23,985	22,720	24,162	25,091	25,349

STATEWIDE D. U. I. I. OFFENSES DISTRIBUTED BY COUNTY and MAJOR POPULATION CENTER 2000

	County Population	No. DUII Offense	Rate per 10,000	St. Police Arrests	Sheriff Arrests	Major City	City Population	D. U. I. I. Offenses
BAKER	16,750	143	85.4	45	41	Baker City	9,880	57
BENTON	78,300	329	42.0	27	146	Corvallis	49,440	146
CLACKAMAS	340,000	2,229	65.6	356	1,110	Lake Oswego	35,415	173
CLATSOP	35,700	452	126.6	216	38	Astoria	9,815	84
COLUMBIA	43,700	331	75.7	56	73	St. Helens	10,100	60
COOS	62,800	591	94.1	149	14	Coos Bay	15,380	245
CROOK	19,300	223	115.5	38	50	Prineville	7,410	135
CURRY	21,200	255	120.3	146	35	Brookings	5,475	43
DESCHUTES	116,600	1,068	91.6	177	313	Bend	52,800	433
DOUGLAS	100,500	995	99.0	275	353	Roseburg	20,125	210
GILLIAM	1,900	39	205.3	21	18	Condon	760	
GRANT	7,950	49	61.6	22	18	John Day	1,820	7
HARNEY	7,600	121	159.2	48	35	Burns	3,070	5
HOOD RIVER	20,500	282	137.6	46	124	Hood River	5,920	112
JACKSON	182,200	1,622	89.0	347	148	Medford	63,720	573
JEFFERSON	19,150	239	124.8	60	65	Madras	5,130	114
JOSEPHINE	76,050	797	104.8	235	234	Grants Pass	23,170	328
KLAMATH	63,900	667	104.4	443	83	Klamath Falls	19,510	141
LAKE	7,450	66	88.6	19	23	Lakeview	2,475	24
LANE	323,950	2,071	63.9	722	226	Eugene	138,615	481
						Springfield	53,215	339
LINCOLN	44,600	489	109.6	118	92	Lincoln City	7,480	116
						Newport	9,565	136
LINN	103,350	1,019	98.6	378	173	Albany	41,145	357
MALHEUR	31,750	269	84.7	119	39	Ontario	11,030	70
MARION	286,300	1,921	67.1	818	9	Salem	137,785	514
MORROW	11,100	74	66.7	29	41	Boardman	2,910	1
MULTNOMAH	662,400	3,897	58.8	270	405	Gresham	90,835	487
						Portland	531,600	2,616
POLK	62,700	431	68.7	57	123	Dallas	12,550	91
SHERMAN	1,950	27	138.5	22	5			
TILLAMOOK	24,300	194	79.8	65	72	Tillamook	4,360	37
UMATILLA	70,850	878	123.9	306	33	Pendleton	16,385	160
UNION	24,550	178	72.5	81	17	La Grande	12,340	80
WALLOWA	7,250	22	30.3	17		Enterprise	1,895	5
WASCO	23,850	315	132.1	131	65	The Dalles	12,185	119
WASHINGTON	449,250	2,406	53.6	253	796	Beaverton	77,050	434
						Hillsboro	71,455	416
						Tigard	42,260	86
WHEELER	1,550	8	51.6	3	5			
YAMHILL	85,500	652	76.3	82	232	McMinnville	26,760	162
STATEWIDE TOTALS	3,436,750	25,349	73.8	6,197	5,254	MAJOR CITY TOTAL	1,642,835	9,597

This page is intentionally blank.

SECTION 5
STATEWIDE
REGULATORY OFFENSES
TRAFFIC CRIME, FISH & GAME, and MARINE VIOLATIONS

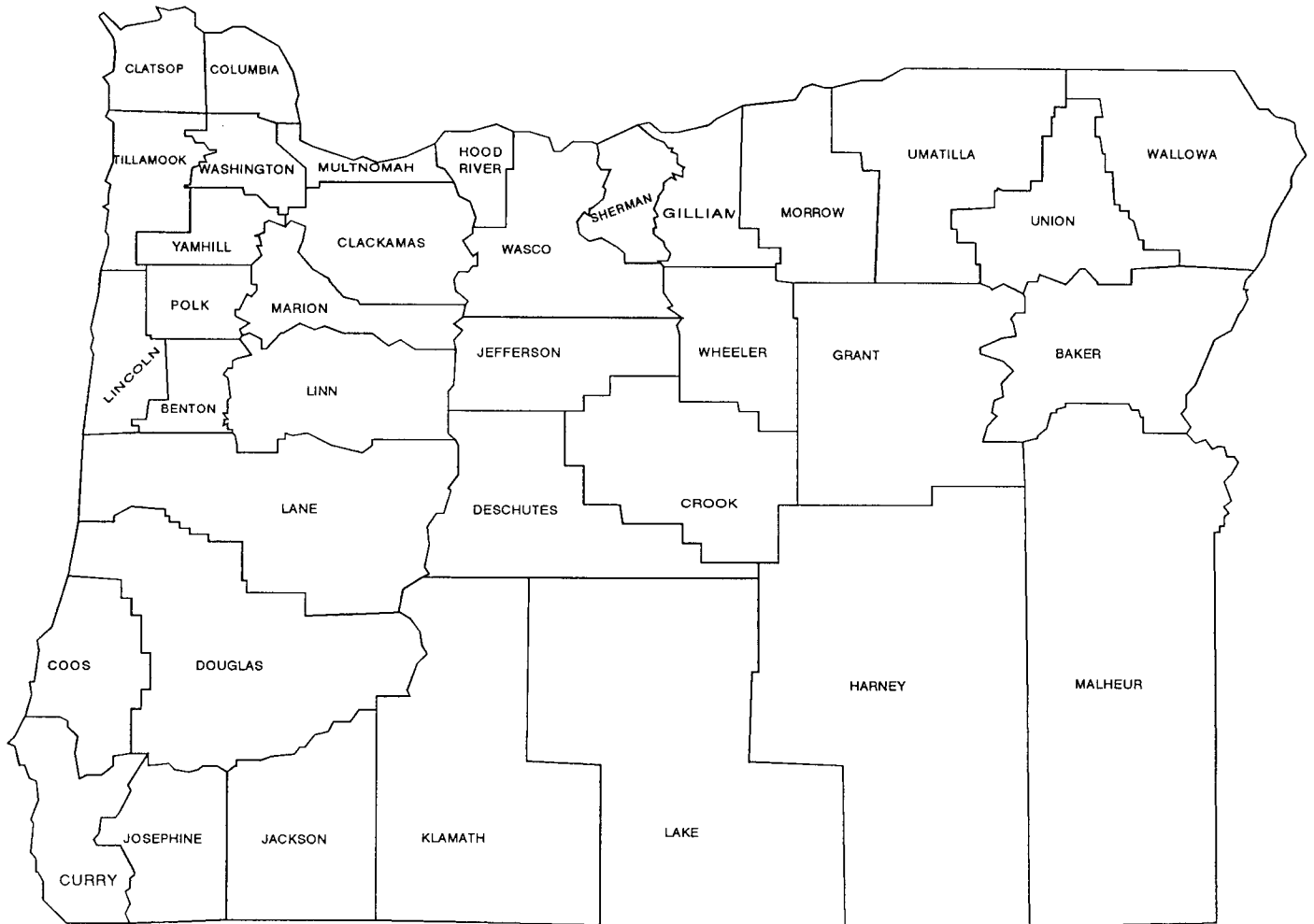
This page is intentionally blank.

STATEWIDE TRAFFIC CRIME, FISH & GAME, and MARINE VIOLATIONS

CLASSIFICATION	2000 OFFENSES	PERSONS ARRESTED			
		ADULT	JUVENILE	MALE *	FEMALE *
TRAFFIC CRIME					
Hit & Run-Misdemeanor	3,048	1,548	160	1,327	364
Hit & Run-Felony	279	134	4	100	37
Reckless Driving	3,402	1,208	174	1,176	179
Eluding	1,488	583	52	591	42
Drive/W Suspend-Misdemeanor	11,220	7,744	61	6,690	1,041
Drive/W Suspend-Felony	1,119	713	1	653	59
Fail to Display Drive License	3,977	2,717	227	2,265	622
TRAFFIC CRIME TOTAL	24,533	14,647	679	12,802	2,344
FISH and GAME					
Sport Fishing	3,197	3,025	170	3,067	128
Commercial Fishing	160	158	2	160	
Personal Use	188	183	3	173	13
Game	1,603	1,504	82	1,538	48
FISH and GAME TOTAL	5,148	4,870	257	4,938	189
MARINE VIOLATIONS					
License Violation	91	84		84	
Insuff Life Preserve	297	283	6	272	16
Muffling	2	2		2	
Other Equip. Violation	25	24		24	
Operate Without Lights	22	21		20	2
Reckless Operation	28	19	1	20	
Speeding	32	31		29	2
Operate While Intoxicated	176	166	2	159	9
Other	122	117	4	110	11
MARINE TOTAL	795	747	13	720	40

* Persons Arrested Male & Female does not include data for Roseburg Police Department.

OREGON COUNTY MAP



TRAFFIC CRIME OFFENSES by COUNTY, 2000

COUNTY	2000 TOTAL	Hit & Run Misd.	Hit & Run Felony	Reckless Driving	Eluding	Drive w/ Susp-Misd.	Drive w/ Susp-Felony	Failure to Disply Lic.
BAKER	84	5		17	12	44		6
BENTON	351	46		69	27	158	8	43
CLACKAMAS	1,809	201	32	210	131	153	800	282
CLATSOP	228	33	1	37	24	95		38
COLUMBIA	263	18	2	25	24	111	30	53
COOS	238	24	3	33	15	130	4	29
CROOK	128	9	1	13	8	88	7	2
CURRY	103	6		24	2	50	2	19
DESCHUTES	702	93	11	103	44	404	14	33
DOUGLAS	620	83	12	118	30	268	7	102
GILLIAM	21	3	1	4	2	8		3
GRANT	22	7	1	6	1	7		
HARNEY	40	4	1	7	3	22		3
HOOD RIVER	153	13	2	27	6	83	3	19
JACKSON	923	119	24	148	96	477	22	37
JEFFERSON	273	17	4	33	12	177	2	28
JOSEPHINE	466	41	8	71	34	254	9	49
KLAMATH	276	35	1	32	16	174	5	13
LAKE	17	4	1	2	1	8		1
LANE	2,597	271	28	446	35	762	31	1024
LINCOLN	342	45	1	41	17	185	5	48
LINN	630	78	6	97	49	300	3	97
MALHEUR	125	24	5	18	16	56	1	5
MARION	2,834	220	16	262	155	1428	27	726
MORROW	49	5		10	4	22		8
MULTNOMAH	6,633	724	68	874	448	3898	84	537
POLK	595	45	1	61	22	254	2	210
SHERMAN	19			4		8		7
TILLAMOOK	92	20	1	18	9	7		37
UMATILLA	433	85	5	58	44	198	2	41
UNION	70	19	1	21	4	18		7
WALLOWA	12	1		3	2	6		
WASCO	223	23	1	33	18	91	3	54
WASHINGTON	2,724	667	39	406	154	1049	42	367
WHEELER	3					3		
YAMHILL	435	60	2	71	23	224	6	49
TOTAL	24,533	3,048	279	3,402	1,488	11,220	1,119	3,977

FISH & GAME OFFENSES by COUNTY, 2000

COUNTY	2000 TOTAL	Sport Fishing	Commercial Fishing	Personal Use	Game
BAKER	82	33			49
BENTON	26	8		1	17
CLACKAMAS	371	291			80
CLATSOP	372	241	59	55	17
COLUMBIA	176	111	1		64
COOS	146	64	40	12	30
CROOK	26	11			15
CURRY	86	55	7	13	11
DESCHUTES	262	185			77
DOUGLAS	215	161	1	3	50
GILLIAM	63	45			18
GRANT	57	15			42
HARNEY	51	18			33
HOOD RIVER	147	121			26
JACKSON	161	90		6	65
JEFFERSON	60	46			14
JOSEPHINE	58	54			4
KLAMATH	152	79			73
LAKE	90	22			68
LANE	413	293		2	118
LINCOLN	366	204	43	46	73
LINN	44	22			22
MALHEUR	98	42			56
MARION	91	55			36
MORROW	51	20			31
MULTNOMAH	269	248	5		16
POLK	37	11			26
SHERMAN	44	29			15
TILLAMOOK	320	232	4	50	34
UMATILLA	150	69			81
UNION	141	37			104
WALLOWA	80	35			45
WASCO	150	95			55
WASHINGTON	113	82			31
WHEELER	111	43			68
YAMHILL	69	30			39
TOTAL	5148	3197	160	188	1603

MARINE VIOLATION OFFENSES by COUNTY, 2000

COUNTY	2000 TOTAL	License Violations	Insf. Life Preserver	Muffling	Other Equip Violation	Operate w/o Lights	Reckless Operation	Speeding	Operate W/ Intoxicated	Other
BAKER	7	2	1			3				1
BENTON	11	1	1						9	
CLACKAMAS	34	6	4		3				14	7
CLATSOP	122	15	67		18	3	1	1	2	15
COLUMBIA	135	24	46		2	15	2	13	22	11
COOS	9	2	3						2	2
CROOK	4	1					1		2	
CURRY	6	2	2							2
DESCHUTES	21	5	9					2		5
DOUGLAS	20	1	3				1	4	11	
GILLIAM	7	1	2						1	3
GRANT										
HARNEY	6	2	4							
HOOD RIVER	11	2	6				1		1	1
JACKSON	198	14	75	2	2		1	11	81	12
JEFFERSON	10	2					2		4	2
JOSEPHINE	2		1						1	
KLAMATH	8		3						1	4
LAKE	16		6							10
LANE	27	2	14				2	1	1	7
LINCOLN	10	1	7							2
LINN	17	1					9		7	
MALHEUR	4		3				1			
MARION	6	2	4							
MORROW	4									4
MULTNOMAH	16	2	5				7			2
POLK	2		1						1	
SHERMAN	5	1	1							3
TILLAMOOK	10	1	4							5
UMATILLA	7		4							3
UNION	11		7							4
WALLOWA	2		2							
WASCO	35	1	5			1			11	17
WASHINGTON	6		1						5	
WHEELER	5		5							
YAMHILL	1		1							
TOTAL	795	91	297	2	25	22	28	32	176	122

This page is intentionally blank.

SECTION 6
STATEWIDE
ARREST INFORMATION

This section provides statewide information on the number of persons arrested for each offense.

The state tables provide information by the age, sex and race of persons arrested.

This page is intentionally blank.

NUMBER OF ARRESTS BY AGE - STATE OF OREGON, 2000

TOTAL ARRESTS	ADULT ARRESTS	JUVENILE ARRESTS		Under 10	10 to 12	13 to 14	15	16	17	18	19	20	21	22	23	24	25 to 29	30 to 34	35 to 39	40 to 44	45 to 49	50 to 54	55 to 59	60 to 64	65 and Over	
CRIMES AGAINST PERSONS																										
111	101	10	Willful Murder *	0	3	1	1	1	4	13	9	6	2	4	6	4	17	14	11	5	4	4	2	0	0	
14	12	2	Neg. Homicide (1)	0	0	0	0	2	0	0	0	1	0	3	0	0	3	1	1	3	0	0	0	0	0	
302	256	46	Forcible Rape *	1	6	14	7	7	11	16	19	14	12	12	18	12	39	37	37	19	4	7	2	4	4	
1,658	1,306	352	Other Sex Crime	7	62	131	67	46	39	69	56	78	72	53	49	31	192	162	180	137	67	53	32	39	36	
157	144	13	Kidnapping	0	2	3	3	2	3	2	2	6	5	15	4	8	27	26	15	16	10	6	0	1	1	
1,141	898	243	Robbery *	2	9	38	48	65	81	100	76	71	49	41	51	26	135	110	89	80	38	20	10	1	1	
2,285	1,876	409	Aggravated Assault *	7	45	106	72	72	107	114	99	97	97	71	75	67	298	249	272	202	112	67	32	14	10	
17,559	14,833	2,726	Simple Assault	51	391	799	471	516	498	509	564	531	630	555	583	543	2,401	2,415	2,398	1,799	1,005	504	209	95	92	
23,227	19,426	3,801	TOTAL	68	518	1,092	669	711	743	823	825	804	867	754	786	691	3,112	3,014	3,003	2,261	1,240	661	287	154	144	
CRIMES AGAINST PROPERTY																										
3,448	2,146	1,302	Burglary *	41	172	388	251	239	211	238	203	114	139	103	82	66	325	306	250	173	91	40	13	1	2	
22,739	15,870	6,869	Larceny *	130	961	1,905	1,346	1,193	1,334	1,388	1,065	957	765	652	532	487	2,247	2,215	1,995	1,607	925	551	260	97	127	
2,672	1,976	696	Motor Vehicle Theft *	0	24	146	166	195	165	246	180	161	113	126	69	83	323	262	215	122	56	26	8	3	3	
555	296	259	Arson *	34	73	58	50	24	20	38	18	26	14	18	14	10	36	20	25	31	18	11	12	3	2	
3,055	2,866	189	Forgery/Counterfeit	0	4	28	30	42	85	143	165	178	159	109	111	98	555	521	371	249	117	51	23	10	6	
1,597	1,481	116	Fraud	0	3	18	16	39	40	89	95	95	89	58	53	49	236	206	202	131	86	48	22	10	12	
85	81	4	Embezzlement	0	0	0	0	0	4	5	3	4	3	6	7	2	9	11	18	8	4	1	0	0	0	
568	456	112	Stolen Property	0	12	30	12	23	35	43	39	29	30	23	14	11	73	67	61	35	18	6	7	0	0	
4,932	2,725	2,207	Vandalism	73	386	632	360	392	364	336	269	220	186	136	123	110	344	311	252	212	110	64	31	10	11	
39,651	27,897	11,754	TOTAL	278	1,635	3,205	2,231	2,147	2,258	2,526	2,037	1,784	1,498	1,231	1,005	896	4,148	3,919	3,389	2,568	1,425	798	376	134	163	
BEHAVIORAL CRIMES																										
2,293	1,937	356	Weapon Laws	2	33	65	75	69	112	123	139	124	111	107	65	68	279	258	245	195	105	53	38	14	13	
828	815	13	Prostitution	0	0	0	4	2	7	15	17	25	32	36	24	21	138	139	145	89	50	47	17	10	10	
20,479	17,996	2,483	Drug Laws	2	78	500	491	622	790	1,088	1,173	1,029	775	742	668	548	2,742	2,678	2,718	2,044	1,117	485	138	38	13	
19	12	7	Gambling	0	0	1	2	4	0	0	2	0	0	0	0	0	0	1	5	1	2	0	1	0	0	
933	909	24	Crimes Against Family	0	1	3	2	8	10	27	25	37	30	41	26	24	155	163	163	108	47	28	16	11	8	
23,434	23,120	314	D.U.I.I.	3	4	1	16	93	197	467	615	648	1,086	987	893	836	3,568	3,047	3,333	2,980	2,032	1,242	694	336	356	
19,203	13,877	5,326	Liquor Laws	4	61	722	919	1,510	2,110	3,056	3,331	2,612	589	258	228	133	478	574	656	757	494	359	174	118	60	
6,546	5,033	1,513	Disorderly Conduct	28	248	468	271	257	241	285	271	274	342	292	215	183	718	640	644	523	322	180	66	39	39	
26,293	20,619	5,674	All Other	52	422	1,320	1,243	1,350	1,287	1,032	1,072	955	845	750	682	502	2,716	2,849	3,058	2,648	1,694	869	427	232	288	
3,482	0	3,482	Curfew	6	175	829	789	878	805	0	0	0	0	0	0	0	0	0	0	0	0	0	0	0	0	
2,928	0	2,928	Runaway Juveniles	15	164	930	765	654	400	0	0	0	0	0	0	0	0	0	0	0	0	0	0	0	0	
106,438	84,318	22,120	TOTAL	112	1,186	4,839	4,577	5,447	5,959	6,093	6,645	5,704	3,810	3,213	2,801	2,315	10,794	10,349	10,967	9,345	5,863	3,263	1,571	798	787	
169,316	131,641	37,675	GRAND TOTAL	458	3,339	9,136	7,477	8,305	8,960	9,442	9,507	8,292	6,175	5,198	4,592	3,902	18,054	17,282	17,359	14,174	8,528	4,722	2,234	1,086	1,094	
33,253	23,419	9,834	* Index Total	215	1,293	2,656	1,941	1,796	1,933	2,153	1,669	1,446	1,191	1,027	847	735	3,420	3,213	2,894	2,239	1,248	726	339	123	149	
15,146	14,473	673	Traffic Crimes	2	3	14	62	210	382	491	625	638	700	724	599	584	2,470	2,148	2,108	1,526	881	476	237	109	157	
5,127	4,870	257	Fish & Game Violations	2	3	3	13	72	164	90	128	134	226	207	192	176	764	642	699	628	429	261	148	70	76	
760	747	13	Marine Violations	0	0	1	0	3	9	11	13	16	22	24	25	23	110	109	111	113	72	48	26	13	11	

(1) Negligent Homicide Arrests include Traffic Death Arrests
Does not include arrest data from Roseburg Police Department.

NUMBER OF MALE ARRESTS BY AGE - STATE OF OREGON, 2000

TOTAL ARRESTS	ADULT ARRESTS	JUVENILE ARRESTS		Under	10 to	13 to	15	16	17	18	19	20	21	22	23	24	25 to	30 to	35 to	40 to	45 to	50 to	55 to	60 to	65 and Over	
				10	12	14											29	34	39	44	49	54	59	64		
CRIMES AGAINST PERSONS																										
102	92	10	Willful Murder *	0	3	1	1	1	4	12	7	6	2	3	6	4	16	14	7	5	4	4	2	0	0	
12	10	2	Neg. Homicide (1)	0	0	0	0	2	0	0	0	1	0	2	0	0	2	1	1	3	0	0	0	0	0	
297	252	45	Forcible Rape *	1	5	14	7	7	11	16	19	14	12	12	18	11	39	37	35	19	3	7	2	4	4	
1,565	1,243	322	Other Sex Crime	6	55	121	61	42	37	64	56	74	67	51	44	30	178	152	169	133	65	53	32	39	36	
151	139	12	Kidnapping	0	2	2	3	2	3	2	2	6	5	15	4	8	27	25	13	15	10	6	0	1	0	
990	772	218	Robbery *	2	8	32	41	62	73	87	70	65	38	36	42	21	114	96	81	65	28	18	10	1	0	
1,879	1,547	332	Aggravated Assault *	7	38	86	60	55	86	99	87	81	82	62	64	48	253	192	219	164	88	59	28	12	9	
13,541	11,618	1,923	Simple Assault	49	314	534	297	366	363	386	414	381	457	456	447	417	1,905	1,882	1,844	1,426	845	426	180	71	81	
18,537	15,673	2,864	TOTAL	65	425	790	470	537	577	666	655	628	663	637	625	539	2,534	2,399	2,369	1,830	1,043	573	254	128	130	
CRIMES AGAINST PROPERTY																										
2,995	1,875	1,120	Burglary *	28	139	319	226	213	195	213	184	104	123	91	74	56	287	265	209	145	73	36	12	1	2	
14,879	10,306	4,573	Larceny *	108	637	1,246	842	799	941	956	766	670	526	452	348	325	1,433	1,408	1,206	983	566	363	173	59	72	
2,155	1,643	512	Motor Vehicle Theft *	0	18	92	125	157	120	221	144	134	91	104	60	51	280	212	167	99	43	25	7	2	3	
424	204	220	Arson *	32	62	45	44	19	18	29	9	22	11	11	9	7	26	9	16	22	13	9	8	1	2	
1,956	1,829	127	Forgery/Counterfeit	0	2	19	24	21	61	95	116	111	112	75	73	71	336	322	219	151	79	37	17	9	6	
1,011	929	82	Fraud	0	1	13	6	29	33	57	50	64	58	34	33	33	147	121	129	79	64	29	16	9	6	
37	34	3	Embezzlement	0	0	0	0	0	3	2	0	1	2	4	7	0	5	1	8	2	2	0	0	0	0	
461	360	101	Stolen Property	0	12	25	9	22	33	35	34	25	22	17	11	11	62	48	42	24	16	6	7	0	0	
4,278	2,366	1,912	Vandalism	68	341	540	307	328	328	295	244	200	171	129	110	102	302	264	192	169	87	58	26	8	9	
28,196	19,546	8,650	TOTAL	236	1,212	2,299	1,583	1,588	1,732	1,903	1,547	1,331	1,116	917	725	656	2,878	2,650	2,188	1,674	943	563	266	89	100	
BEHAVIORAL CRIMES																										
2,118	1,799	319	Weapon Laws	2	30	56	68	68	95	119	129	117	100	105	58	66	264	244	221	173	97	50	32	13	11	
596	589	7	Prostitution	0	0	0	0	1	6	7	10	13	30	28	15	14	111	91	92	67	41	33	17	10	10	
15,891	13,969	1,922	Drug Laws	2	54	360	368	495	643	885	965	858	650	614	533	438	2,127	1,976	1,947	1,525	884	410	115	32	10	
16	9	7	Gambling	0	0	1	2	4	0	0	2	0	0	0	0	0	0	1	3	1	1	0	1	0	0	
367	355	12	Crimes Against Family	0	1	2	2	5	2	8	15	12	14	17	9	10	63	55	62	45	24	11	7	1	2	
19,391	19,116	275	D.U.I.	3	4	1	11	79	177	397	528	564	842	761	715	3,029	2,494	2,617	2,331	1,649	1,051	598	285	310		
14,919	11,212	3,707	Liquor Laws	2	42	433	551	1,089	1,590	2,361	2,587	2,087	501	229	188	110	394	503	521	639	431	331	165	115	50	
5,230	4,079	1,151	Disorderly Conduct	26	200	319	207	196	203	229	207	227	285	239	179	158	580	521	497	409	275	150	55	35	33	
20,106	15,974	4,132	All Other	49	351	883	872	996	981	816	847	729	697	606	507	385	2,080	2,142	2,231	2,065	1,398	712	351	183	225	
2,164	0	2,164	Curfew	3	106	476	460	588	531	0	0	0	0	0	0	0	0	0	0	0	0	0	0	0	0	
1,197	0	1,197	Runaway Juveniles	12	80	297	310	302	196	0	0	0	0	0	0	0	0	0	0	0	0	0	0	0	0	
81,995	67,102	14,893	TOTAL	99	868	2,828	2,851	3,823	4,424	4,822	5,290	4,607	3,222	2,680	2,250	1,896	8,648	8,027	8,191	7,255	4,800	2,748	1,341	674	651	
128,728	102,321	26,407	GRAND TOTAL	400	2,505	5,917	4,904	5,948	6,733	7,391	7,492	6,566	5,001	4,234	3,600	3,091	14,060	13,076	12,748	10,759	6,786	3,884	1,861	891	881	
23,721	16,691	7,030	* Index Total	178	910	1,835	1,346	1,313	1,448	1,633	1,286	1,096	885	771	621	523	2,448	2,233	1,940	1,502	818	521	242	80	92	
12,576	12,033	543	Traffic Crimes	2	3	11	47	164	316	398	506	543	584	616	513	505	2,081	1,798	1,721	1,231	719	399	202	90	127	
4,224	4,000	224	Fish & Game Violations	2	3	3	11	63	142	74	105	110	185	170	158	145	629	527	574	516	353	213	121	57	63	
683	670	13	Marine Violations	0	0	1	0	3	9	9	12	14	19	22	23	21	98	98	98	102	65	45	23	11	10	

(1) Negligent Homicide Arrests include Traffic Death Arrests
Does not include arrest data from Roseburg Police Department.

NUMBER OF FEMALE ARRESTS BY AGE - STATE OF OREGON, 2000

TOTAL ARRESTS	ADULT ARRESTS	JUVENILE ARRESTS		Under 10	10 to 12	13 to 14	15	16	17	18	19	20	21	22	23	24	25 to 29	30 to 34	35 to 39	40 to 44	45 to 49	50 to 54	55 to 59	60 to 64	65 and Over	
CRIMES AGAINST PERSONS																										
9	9	0	Willful Murder *	0	0	0	0	0	0	1	2	0	0	1	0	0	1	0	4	0	0	0	0	0	0	0
2	2	0	Neg. Homicide (1)	0	0	0	0	0	0	0	0	0	0	1	0	0	1	0	0	0	0	0	0	0	0	0
5	4	1	Forcible Rape *	0	1	0	0	0	0	0	0	0	0	0	0	1	0	0	2	0	1	0	0	0	0	0
93	63	30	Other Sex Crime	1	7	10	6	4	2	5	0	4	5	2	5	1	14	10	11	4	2	0	0	0	0	0
6	5	1	Kidnapping	0	0	1	0	0	0	0	0	0	0	0	0	0	0	1	2	1	0	0	0	0	1	
151	126	25	Robbery *	0	1	6	7	3	8	13	6	6	11	5	9	5	21	14	8	15	10	2	0	0	1	
406	329	77	Aggravated Assault *	0	7	20	12	17	21	15	12	16	15	9	11	19	45	57	53	38	24	8	4	2	1	
4,018	3,215	803	Simple Assault	2	77	265	174	150	135	123	150	150	173	99	136	126	496	533	554	373	160	78	29	24	11	
4,690	3,753	937	TOTAL	3	93	302	199	174	166	157	170	176	204	117	161	152	578	615	634	431	197	88	33	26	14	
CRIMES AGAINST PROPERTY																										
453	271	182	Burglary *	13	33	69	25	26	16	25	19	10	16	12	8	10	38	41	41	28	18	4	1	0	0	
7,860	5,564	2,296	Larceny *	22	324	659	504	394	393	432	299	287	239	200	184	162	814	807	789	624	359	188	87	38	55	
517	333	184	Motor Vehicle Theft *	0	6	54	41	38	45	25	36	27	22	22	9	12	43	50	48	23	13	1	1	1	0	
131	92	39	Arson *	2	11	13	6	5	2	9	9	4	3	7	5	3	10	11	9	9	5	2	4	2	0	
1,099	1,037	62	Forgery/Counterfeit	0	2	9	6	21	24	48	49	67	47	34	38	27	219	199	152	98	38	14	6	1	0	
586	552	34	Fraud	0	2	5	10	10	7	32	45	31	31	24	20	16	89	85	73	52	22	19	6	1	6	
48	47	1	Embezzlement	0	0	0	0	0	1	3	3	3	1	2	0	2	4	10	10	6	2	1	0	0	0	
107	96	11	Stolen Property	0	0	5	3	1	2	8	5	4	8	6	3	0	11	19	19	11	2	0	0	0	0	
654	359	295	Vandalism	5	45	92	53	64	36	41	25	20	15	7	13	8	42	47	60	43	23	6	5	2	2	
11,455	8,351	3,104	TOTAL	42	423	906	648	559	526	623	490	453	382	314	280	240	1,270	1,269	1,201	894	482	235	110	45	63	
BEHAVIORAL CRIMES																										
175	138	37	Weapon Laws	0	3	9	7	1	17	4	10	7	11	2	7	2	15	14	24	22	8	3	6	1	2	
232	226	6	Prostitution	0	0	0	4	1	1	8	7	12	2	8	9	7	27	48	53	22	9	14	0	0	0	
4,588	4,027	561	Drug Laws	0	24	140	123	127	147	203	208	171	125	128	135	110	615	702	771	519	233	75	23	6	3	
3	3	0	Gambling	0	0	0	0	0	0	0	0	0	0	0	0	0	0	0	2	0	1	0	0	0	0	
566	554	12	Crimes Against Family	0	0	1	0	3	8	19	10	25	16	24	17	14	92	108	101	63	23	17	9	10	6	
4,043	4,004	39	D.U.I.I.	0	0	0	5	14	20	70	87	84	141	145	132	121	539	553	716	649	383	191	96	51	46	
4,284	2,665	1,619	Liquor Laws	2	19	289	368	421	520	695	744	525	88	29	40	23	84	71	135	118	63	28	9	3	10	
1,316	954	362	Disorderly Conduct	2	48	149	64	61	38	56	64	47	57	53	36	25	138	119	147	114	47	30	11	4	6	
6,187	4,645	1,542	All Other	3	71	437	371	354	306	216	225	226	148	144	175	117	636	707	827	583	296	157	76	49	63	
1,318	0	1,318	Curfew	3	69	353	329	290	274	0	0	0	0	0	0	0	0	0	0	0	0	0	0	0	0	
1,731	0	1,731	Runaway Juveniles	3	84	633	455	352	204	0	0	0	0	0	0	0	0	0	0	0	0	0	0	0	0	
24,443	17,216	7,227	TOTAL	13	318	2,011	1,726	1,624	1,535	1,271	1,355	1,097	588	533	551	419	2,146	2,322	2,776	2,090	1,063	515	230	124	136	
40,588	29,320	11,268	GRAND TOTAL	58	834	3,219	2,573	2,357	2,227	2,051	2,015	1,726	1,174	964	992	811	3,994	4,206	4,611	3,415	1,742	838	373	195	213	
9,532	6,728	2,804	* Index Total	37	383	821	595	483	485	520	383	350	306	256	226	212	972	980	954	737	430	205	97	43	57	
2,570	2,440	130	Traffic Crimes	0	0	3	15	46	66	93	119	95	116	108	86	79	389	350	387	295	162	77	35	19	30	
903	870	33	Fish & Game Violations	0	0	0	2	9	22	16	23	24	41	37	34	31	135	115	125	112	76	48	27	13	13	
77	77	0	Marine Violations	0	0	0	0	0	0	2	1	2	3	2	2	2	12	11	13	11	7	3	3	2	1	

(1) Negligent Homicide Arrests include Traffic Death Arrests
Does not include arrest data from Roseburg Police Department.

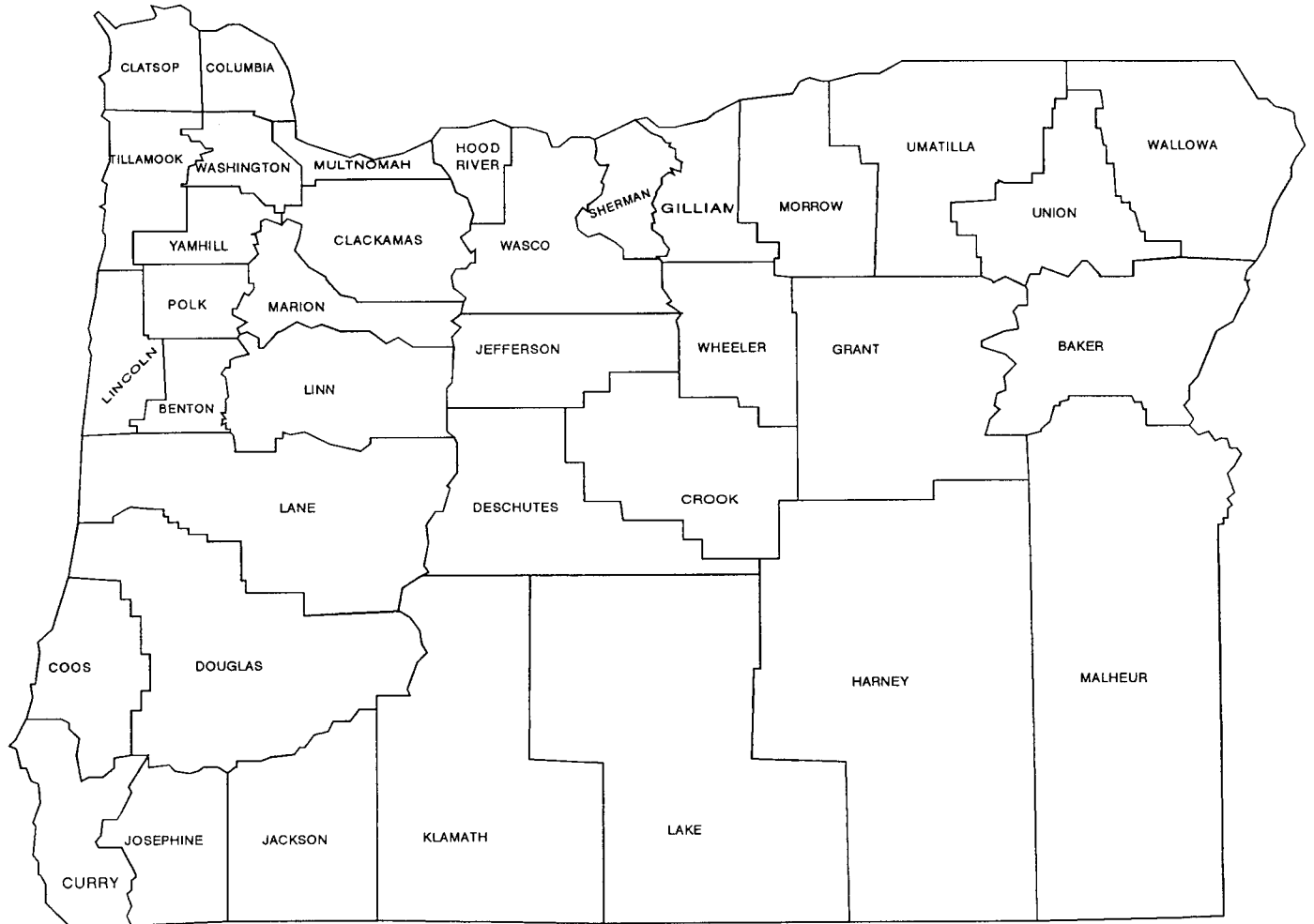
This page is intentionally blank.

NUMBER OF ARRESTS BY RACE - STATE OF OREGON, 2000

TOTAL ARRESTS	ADULT ARRESTS	JUVENILE ARRESTS		WHITE			BLACK			INDIAN			HISPANIC			INDO- CHINESE			OTHER ASIAN		
				Adult	Juven	Total	Adult	Juven	Total	Adult	Juven	Total	Adult	Juven	Total	Adult	Juven	Total	Adult	Juven	Total
CRIME AGAINST PERSON																					
111	101	10	Willful Murder *	60	4	84	27	4	31	3	3	11	1	12					1	1	
14	12	2	Neg. Homicide(1)	11	2	13				1	1										
302	256	46	Forcible Rape *	166	35	201	22	2	24	1	1	2	67	8	75						
1,658	1,306	352	Other Sex Crime	1,055	296	1,351	61	22	83	22	2	24	157	29	186				11	3	
157	144	13	Kidnapping	111	6	117	4		4	1		1	27	7	34				1	1	
1,141	898	243	Robbery *	640	149	789	157	51	208	25	8	33	64	34	98	1		1	11	1	
2,285	1,876	409	Aggravated Assault *	1,428	292	1,720	138	54	192	33	4	37	236	52	288	4	2	6	37	5	
17,559	14,833	2,726	Simple Assault	11,582	2,188	13,770	1,332	229	1,561	255	59	314	1,436	226	1,662	31	2	33	197	22	
23,227	19,426	3,801	TOTAL	15,053	2,972	18,025	1,741	362	2,103	341	74	415	1,998	357	2,355	36	4	40	257	32	
CRIME AGAINST PROPERTY																					
3,448	2,146	1,302	Burglary *	1,845	1,130	2,975	127	50	177	26	10	36	136	104	240	1		1	11	8	
22,739	15,870	6,869	Larceny *	12,243	5,416	17,659	1,279	481	1,760	270	106	376	1,829	734	2,563	35	16	51	214	116	
2,672	1,976	696	Motor Vehicle Theft *	1,630	519	2,149	165	84	249	30	14	44	124	67	191	7	3	10	20	9	
555	296	259	Arson *	271	230	501	9	8	17	1	1	2	10	16	26	4		4	1	4	
3,055	2,866	189	Forgery/Counterfeit	2,260	143	2,403	183	11	194	24	1	25	370	29	399	7		7	22	5	
1,597	1,481	116	Fraud	1,280	97	1,377	79	5	84	14		14	92	10	102	2	1	3	14	3	
85	81	4	Embezzlement	78	3	81	2		2				1	1	2						
568	456	112	Stolen Property	394	84	478	20	9	29	2	2	4	38	15	53			1	1	3	
4,932	2,725	2,207	Vandalism	2,347	1,884	4,231	121	88	209	36	23	59	188	197	385	10	1	11	23	14	
39,651	27,897	11,754	TOTAL	22,348	9,506	31,854	1,985	736	2,721	403	157	560	2,788	1,173	3,961	66	22	88	307	160	
BEHAVIORAL CRIMES																					
2,293	1,937	356	Weapon Laws	1,633	280	1,913	115	22	137	25	4	29	141	46	187	7	1	8	16	3	
828	815	13	Prostitution	455	6	461	75	3	78	9		9	236	4	240	10		10	30	30	
20,479	17,996	2,483	Drug Laws	14,297	2,021	16,318	1,882	193	2,075	192	48	240	1,523	197	1,720	19	4	23	83	20	
19	12	7	Gambling	7		7	4		11										1	1	
933	909	24	Crimes Against Family	794	19	813	17	1	18	9		9	78	4	82	3		3	8	8	
23,434	23,120	314	D.U.I.I.	18,893	275	19,168	441	5	446	290	3	293	3,279	30	3,309	56		56	161	1	
19,203	13,877	5,326	Liquor Laws	12,012	4,699	16,711	363	146	509	477	99	576	850	333	1,183	11	6	17	164	43	
6,546	5,033	1,513	Disorderly Conduct	4,227	1,118	5,345	218	78	296	98	59	157	433	246	679	2	2	2	57	10	
26,293	20,619	5,674	All Other	16,400	4,925	21,325	1,786	255	2,041	409	64	473	1,849	374	2,223	35	7	42	140	49	
3,482	3,482		Curfew	2,678	2,678	5,356	265	265	530	56	56	112	408	408	816			12	12	63	
2,928	2,928		Runaway Juveniles	2,436	2,436	4,872	204	204	408	35	35	70	223	223	446			5	5	25	
106,438	84,318	22,120	TOTAL	68,718	18,457	87,175	4,901	1,179	6,080	1,509	368	1,877	8,389	1,865	10,254	141	37	178	660	214	
169,316	131,641	37,675	GRAND TOTAL	106,119	30,935	137,054	8,627	2,277	10,904	2,253	599	2,852	13,175	3,395	16,570	243	63	306	1,224	406	
33,253	23,419	9,834	Index Total	18,283	7,775	26,058	1,924	734	2,658	389	144	533	2,477	1,016	3,493	52	21	73	294	144	
15,146	14,473	673	Traffic Crime	10,972	524	11,496	860	29	889	168	3	171	2,315	108	2,423	45		45	113	9	
5,127	4,870	257	Fish & Game	4,158	221	4,379	1	1	2	2		2	607	29	636	1		1	101	6	
760	747	13	Marine	728	11	739	3		3	3		3	8	1	9			5	1		

(1) Negligent Homicide Arrests Include Traffic Death Arrests
Does not contain data for Roseburg Police Department.

OREGON COUNTY MAP



STATE OF OREGON ARRESTS BY RACE & COUNTY, 2000

ARREST						INDO -	OTHER -
TOTAL COUNTY		WHITE	BLACK	INDIAN	HISPANIC	CHINESE	ASIAN
877 BAKER		856	6		15		
3,606 BENTON		3,233	108	12	192	6	55
9,392 CLACKAMAS		8,081	328	192	772	9	10
2,838 CLATSOP		2,646	41	4	132	4	11
1,999 COLUMBIA		1,945	12	4	34	1	3
2,855 COOS		2,756	22	14	51		12
1,179 CROOK		1,144		2	32	1	
1,038 CURRY		1,003	5	10	17		3
6,597 DESCHUTES		6,254	52	44	228	1	18
4,880 DOUGLAS *		4,777	32	5	61	2	3
109 GILLIAM		101	1		6		1
279 GRANT		277	1	1			
340 HARNEY		289	5	38	6		2
895 HOOD RIVER		640	2	7	244	1	1
11,352 JACKSON		10,324	210	74	704	1	39
1,240 JEFFERSON		634	2	320	280		4
3,243 JOSEPHINE		3,160	34	4	41	1	3
2,739 KLAMATH		2,371	37	212	115		4
313 LAKE		279		8	25		1
22,013 LANE		19,958	598	230	1,017	5	205
2,576 LINCOLN		2,488	20	41	19		8
5,762 LINN		5,360	58	27	293	5	19
2,126 MALHEUR		1,181	29	12	890	1	13
13,407 MARION		9,583	352	170	3,157	15	130
422 MORROW		341		3	78		
37,128 MULTNOMAH		23,273	8,208	982	3,797	215	653
2,898 POLK		2,464	33	43	332	1	25
112 SHERMAN		93	3	4	12		
1,188 TILLAMOOK		1,122	2	3	58		3
4,668 UMATILLA		3,403	76	214	969	2	4
1,142 UNION		1,040	22	7	49		24
161 WALLOWA		155		3	3		
1,576 WASCO		1,267	16	70	210		13
14,467 WASHINGTON		11,221	546	62	2,269	26	343
32 WHEELER		30					2
3,867 YAMHILL		3,305	43	30	462	9	18
169,316	STATE TOTAL	137,054	10,904	2,852	16,570	306	1,630

* Douglas County - Does not include arrest data from Roseburg Police Department.

ARRESTS FOR CRIMES AGAINST PERSONS BY RACE & COUNTY, 2000

ARREST						INDO -	OTHER -
TOTAL COUNTY	WHITE	BLACK	INDIAN	HISPANIC	CHINESE	ASIAN	
130 BAKER	126	2		2			
361 BENTON	303	17	2	30			9
1,483 CLACKAMAS	1,229	70	40	142			2
244 CLATSOP	229	5		10			
259 COLUMBIA	255	1		2			1
367 COOS	348	5	6	8			
140 CROOK	136			4			
137 CURRY	128	3	2	4			
866 DESCHUTES	817	9	5	33			2
558 DOUGLAS *	542	7	1	6			2
5 GILLIAM	5						
54 GRANT	54						
38 HARNEY	32	1	3				2
109 HOOD RIVER	78		3	28			
1,301 JACKSON	1,159	33	8	94			7
176 JEFFERSON	84	1	30	61			
397 JOSEPHINE	384	8		5			
386 KLAMATH	311	10	44	19			2
58 LAKE	56		2				
2,759 LANE	2,462	119	21	128			29
348 LINCOLN	325	3	12	5			3
867 LINN	795	13	4	54			1
185 MALHEUR	79	4	1	100			1
1,749 MARION	1,208	72	33	415	2		19
57 MORROW	48			9			
6,279 MULTNOMAH	3,789	1,566	116	628	32		148
287 POLK	232	6	8	40			1
19 SHERMAN	19						
170 TILLAMOOK	156		1	11			2
597 UMATILLA	444	15	43	95			
130 UNION	112	5	1	9			3
19 WALLOWA	19						
161 WASCO	125	5	11	19			1
2,083 WASHINGTON	1,561	113	12	339	6		52
4 WHEELER	4						
444 YAMHILL	371	10	6	55			2
23,227	STATE TOTAL	18,025	2,103	415	2,355	40	289

* Douglas County - Does not include arrest data from Roseburg Police Department.

ARRESTS FOR CRIMES AGAINST PROPERTY BY RACE & COUNTY, 2000

ARREST						INDO -	OTHER -
TOTAL	COUNTY	WHITE	BLACK	INDIAN	HISPANIC	CHINESE	ASIAN
230	BAKER	227	1		2		
813	BENTON	724	36	1	38		14
2,657	CLACKAMAS	2,156	179	85	235		2
367	CLATSOP	330	7		29		1
293	COLUMBIA	285	1	2	5		
521	COOS	497	7	4	11		2
190	CROOK	187			3		
193	CURRY	181		3	8		1
1,507	DESCHUTES	1,422	22	19	36	1	7
935	DOUGLAS *	917	5		13		
14	GILLIAM	12			1		1
45	GRANT	44	1				
38	HARNEY	32		5	1		
127	HOOD RIVER	92	2	1	32		
2,811	JACKSON	2,523	63	13	201		11
206	JEFFERSON	103		61	41		1
649	JOSEPHINE	628	11		10		
578	KLAMATH	481	12	54	29		2
54	LAKE	50		1	3		
5,411	LANE	4,937	166	25	224		59
533	LINCOLN	512	10	6	2		3
1,103	LINN	1,048	8	4	39		4
375	MALHEUR	211	6	1	154		3
3,607	MARION	2,590	107	54	808	4	44
61	MORROW	47			14		
9,017	MULTNOMAH	5,880	1,827	142	919	76	173
530	POLK	455	15	5	50		5
17	SHERMAN	15		1	1		
167	TILLAMOOK	156	1		9		1
961	UMATILLA	709	13	36	202		1
228	UNION	203	7	1	8		9
32	WALLOWA	30			2		
309	WASCO	240	2	10	55		2
4,188	WASHINGTON	3,175	198	21	671	5	118
2	WHEELER	2					
882	YAMHILL	753	14	5	105	2	3
39,651	STATE TOTAL	31,854	2,721	560	3,961	88	467

* Douglas County - Does not include arrest data from Roseburg Police Department.

ARRESTS FOR BEHAVIORAL CRIMES BY RACE & COUNTY, 2000

ARREST							INDO -	OTHER -
TOTAL	COUNTY	WHITE	BLACK	INDIAN	HISPANIC	CHINESE	ASIAN	
517	BAKER	503	3		11			
2,432	BENTON	2,206	55	9	124	6	32	
5,252	CLACKAMAS	4,696	79	67	395	9	6	
2,227	CLATSOP	2,087	29	4	93	4	10	
1,447	COLUMBIA	1,405	10	2	27	1	2	
1,967	COOS	1,911	10	4	32		10	
849	CROOK	821		2	25	1		
708	CURRY	694	2	5	5		2	
4,224	DESCHUTES	4,015	21	20	159		9	
3,387	DOUGLAS *	3,318	20	4	42	2	1	
90	GILLIAM	84	1		5			
180	GRANT	179		1				
264	HARNEY	225	4	30	5			
659	HOOD RIVER	470		3	184	1	1	
7,240	JACKSON	6,642	114	53	409	1	21	
858	JEFFERSON	447	1	229	178		3	
2,197	JOSEPHINE	2,148	15	4	26	1	3	
1,775	KLAMATH	1,579	15	114	67			
201	LAKE	173		5	22		1	
13,843	LANE	12,559	313	184	665	5	117	
1,695	LINCOLN	1,651	7	23	12		2	
3,792	LINN	3,517	37	19	200	5	14	
1,566	MALHEUR	891	19	10	636	1	9	
8,051	MARION	5,785	173	83	1,934	9	67	
304	MORROW	246		3	55			
21,832	MULTNOMAH	13,604	4,815	724	2,250	107	332	
2,081	POLK	1,777	12	30	242	1	19	
76	SHERMAN	59	3	3	11			
851	TILLAMOOK	810	1	2	38			
3,110	UMATILLA	2,250	48	135	672	2	3	
784	UNION	725	10	5	32		12	
110	WALLOWA	106		3	1			
1,106	WASCO	902	9	49	136		10	
8,196	WASHINGTON	6,485	235	29	1,259	15	173	
26	WHEELER	24					2	
2,541	YAMHILL	2,181	19	19	302	7	13	
106,438	STATE TOTAL	87,175	6,080	1,877	10,254	178	874	

* Douglas County - Does not include arrest data from Roseburg Police Department.

SECTION 7
STATEWIDE
LAW ENFORCEMENT EMPLOYEES
and
OFFICER ASSAULTED INFORMATION

This page is intentionally blank.

LAW ENFORCEMENT EMPLOYEES - STATEWIDE - 2000

The number of officers is the number of full time Law Enforcement Officers who are certified, certifiable or in process of being certified by the Oregon Department of Public Safety Standards and Training.

The number of support staff includes full time, non-officer staff such as records, communications and clerical employees.

	Officers	Support Staff	Total Employees
Male	5,081	502	5,583
Female	548	1,627	2,175
Total	5,629	2,129	7,758

Officers per 1,000 population = 1.6

Total Employees per 1,000 population = 2.2

	Officers	Support Staff	Total Employees
Sheriffs Departments	1,326	449	1,775
Oregon State Police	805	445	1,250
Police Departments	3,453	1,226	4,679
O L C C	45	9	54
Total	5,629	2,129	7,758

When compared to 1999, the above numbers represent changes as follows:

0.4% increase in the number of law enforcement officers statewide

3.4% increase in the number of support employees

1.2% increase in the total number of law enforcement employees

LAW ENFORCEMENT EMPLOYEES - HISTORY

	Officer	Support Staff	Total Employees
1991	4,712	1,485	6,197
1992	4,727	1,522	6,249
1993	4,834	1,585	6,419
1994	5,084	1,584	6,668
1995	5,218	1,784	7,002
1996	5,290	1,905	7,195
1997	5,361	1,945	7,306
1998	5,455	2,118	7,573
1999	5,609	2,059	7,668
2000	5,629	2,129	7,758

LAW ENFORCEMENT EMPLOYEES BY DEPARTMENT / OFFICER ASSAULTS - 2000

DEPARTMENT	POPULATION	LAW ENFORCEMENT		SUPPORT		TOTAL OFFICERS STAFF ASSAULTED	TOTAL ASSAULT OFFICERS WITH INJURY	TOTAL ASSAULT WITHOUT INJURY	
		OFFICERS - MALE	OFFICERS - FEMALE	STAFF - MALE	STAFF - FEMALE				
O.S.P. - BAKER		22	2	2	3	29	4	1	3
BAKER CO. SO.	6,870	9	1		9	19			
BAKER CITY PD.	9,880	15	1			16			
O.L.C.C. - BAKER									
	16,750	46	4	2	12	64	4	1	3
O.S.P. - BENTON		15	4	1	1	21	4		4
BENTON CO. SO.	24,980	30	2	1	8	41			
CORVALLIS PD.	49,440	47	8	4	23	82			
PHILOMATH PD.	3,880	7			2	9			
O.L.C.C. - BENTON		4				4			
	78,300	103	14	6	34	157	4		4
O.S.P. - CLACKAMAS		28	9	6	8	51	6	2	4
CLACKAMAS CO. SO.	199,980	172	21	7	36	236	6		6
CANBY PD.	12,910	20	2	2	3	27			
GLADSTONE PD.	11,470	15	1	2	6	24	1		1
LAKE OSWEGO PD.	35,415	39	4	6	18	67	4	2	2
MILWAUKIE PD.	20,450	29	2	4	9	44	1		1
MOLALLA PD.	5,710	11			4	15			
OREGON CITY PD.	26,200	25	5		5	35			
SANDY PD.	5,425	11			2	13	1		1
WEST LINN PD.	22,440	27	1	1	4	33	2		2
O.L.C.C. - CLACKAMAS									
	340,000	377	45	28	95	545	21	4	17
O.S.P. - CLATSOP		13	1		1	15	10	1	9
CLATSOP CO. SO.	13,245	21	1		4	26	6	5	1
ASTORIA PD.	9,815	17		3	6	26	2	1	1
GEARHART PD.	985	3				3			
SEASIDE PD.	5,915	16	2	1	5	24	5	2	3
WARRENTON PD.	4,140	8		1		9			
CANNON BEACH PD.	1,600	5	1		1	7	1	1	
O.L.C.C. - CLATSOP		1				1			
	35,700	84	5	5	17	111	24	10	14
O.S.P. - COLUMBIA		6			1	7			
COLUMBIA CO. SO.	21,520	17			3	20			
CLATSKANIE PD.	1,530	5			1	6			
COLUMBIA CITY PD.	1,595	1				1			
RAINIER PD.	1,690	5			1	6			
ST. HELENS PD.	10,100	18			2	20			
SCAPPOOSE PD.	5,025	8	1		1	10			
VERNONIA PD.	2,240	5			1	6			
O.L.C.C. - COLUMBIA									
	43,700	65	1		10	76			
O.S.P. - COOS		23	1	1	5	30	3		3
COOS CO. SO.	27,655	27			17	44			
BANDON PD.	2,860	7			1	8			
COOS BAY PD.	15,380	28	2		14	44			
COQUILLE PD.	4,185	8	1		2	11	1	1	
MYRTLE POINT PD.	2,445	6				6			
NORTH BEND PD.	9,540	19		2	7	28			
POWERS PD.	735	1				1			
O.L.C.C. - COOS			1			1			
	62,800	119	5	3	46	173	4	1	3
O.S.P. - CROOK		5				5	2		2
CROOK CO. SO.	11,890	12		1	3	16	1	1	
PRINEVILLE PD.	7,410	13	2	1	8	24	1		1
O.L.C.C. - CROOK									
	19,300	30	2	2	11	45	4	1	3

LAW ENFORCEMENT EMPLOYEES BY DEPARTMENT / OFFICER ASSAULTS - 2000

DEPARTMENT	POPULATION	LAW ENFORCEMENT		SUPPORT		TOTAL ASSAULT ASSAULT		
		OFFICERS - MALE	OFFICERS - FEMALE	STAFF - MALE	STAFF - FEMALE	STAFF ASSAULTED	WITH INJURY	WITHOUT INJURY
O.S.P. - CURRY		10	1		1	12	3	3
CURRY CO. SO.	13,825	14	1	2	6	23		
BROOKINGS PD.	5,475	12	1	2	3	18		
GOLD BEACH PD.	1,900	6			1	7		
O.L.C.C. - CURRY								
	21,200	42	3	4	11	60	3	3
O.S.P. - DESCHUTES		33		14	26	73	3	3
DESCHUTES CO. SO.	50,030	65	3	2	13	83	1	1
BEND PD.	52,800	55	10	6	12	83	7	5
REDMOND PD.	13,770	24	2	3	6	35		
BLACK BUTTE PD.		5	1		1	7		
O.L.C.C. - DESCHUTES		5				5		
	116,600	187	16	25	58	286	11	5
O.S.P. - DOUGLAS		28	1	1	3	33		
DOUGLAS CO. SO.	60,260	69	4	3	12	88		
MYRTLE CREEK PD.	3,430	7	1		6	14	1	1
OAKLAND PD.	955	1	1			2		
REEDSPORT PD.	4,370	9	2		5	16	2	1
ROSEBURG PD.	20,125	34	3	1	5	43		
SUTHERLIN PD.	6,720	10	2		2	14		
WINSTON PD.	4,640	8		1		9	1	1
O.L.C.C. - DOUGLAS		1				1		
	100,500	167	14	6	33	220	4	2
O.S.P. - GILLIAM		5				5	1	1
GILLIAM CO. SO.	1,140	4			1	5		
CONDON PD.	760	2				2		
O.L.C.C. - GILLIAM								
	1,900	11			1	12	1	1
O.S.P. - GRANT		7				7	1	1
GRANT CO. SO.	5,050	5			1	6		
JOHN DAY PD.	1,820	5		2	3	10		
PRAIRIE CITY PD.	1,080	3				3		
O.L.C.C. - GRANT								
	7,950	20		2	4	26	1	1
O.S.P. - HARNEY		5				5	1	1
HARNEY CO. SO.	2,900	3	1			4		
BURNS PD.	3,070	6			5	11	1	1
HINES PD.	1,630	3			1	4		
O.L.C.C. - HARNEY								
	7,600	17	1		6	24	2	1
O.S.P. - HOOD RIVER		9	2		1	12	1	1
HOOD RIVER CO. SO.	14,580	15	1		2	18	1	1
HOOD RIVER PD.	5,920	12		3		15		
O.L.C.C. - HOOD RIVER								
	20,500	36	3	3	3	45	2	1
O.S.P. - JACKSON		36	5	14	29	84	5	1
JACKSON CO. SO.	63,645	45	2	17	1	65	17	17
ASHLAND PD.	19,610	24	3	2	10	39	2	2
BUTTE FALLS PD.	445	2				2		
CENTRAL POINT PD.	12,665	16	2		4	22		
EAGLE POINT PD.	4,850	6			1	7		
GOLD HILL PD.	1,075							
JACKSONVILLE PD.	2,245	4			1	5		
MEDFORD PD.	63,720	86	7	5	40	138	33	33
PHOENIX PD.	4,085	7		1		8		
ROGUE RIVER PD.	1,850	5				5		
SHADY COVE PD.	2,340	4		1		5		
TALENT PD.	5,670	6	1		1	8		
O.L.C.C. - JACKSON		3	1		1	5		
	182,200	244	21	40	88	393	57	53

LAW ENFORCEMENT EMPLOYEES BY DEPARTMENT / OFFICER ASSAULTS - 2000

DEPARTMENT	POPULATION	LAW ENFORCEMENT		SUPPORT		TOTAL STAFF	TOTAL	ASSAULT	ASSAULT
		OFFICERS - MALE	OFFICERS - FEMALE	STAFF - MALE	STAFF - FEMALE		OFFICERS ASSAULTED	WITH INJURY	WITHOUT INJURY
O.S.P. - JEFFERSON		8	1			9	1		1
JEFFERSON CO. SO.	13,215	16	1	2	4	23	1	1	
CULVER PD.	805								
MADRAS PD.	5,130	9			1	10	4		4
O.L.C.C. - JEFFERSON									
	19,150	33	2	2	5	42	6	1	5
O.S.P. - JOSEPHINE		19	4	2	2	27	2	1	1
JOSEPHINE CO. SO.	52,880	39	1		34	74	3	2	1
GRANTS PASS PD.	23,170	34	2	1	15	52	8	6	2
O.L.C.C. - JOSEPHINE									
	76,050	92	7	3	51	153	13	9	4
O.S.P. - KLAMATH		31	4		4	39	11	1	10
KLAMATH CO. SO.	42,855	28		1	7	36			
KLAMATH FALLS PD.	19,510	33	1		4	38	2		2
MERRILL	900	1				1			
MALIN	635								
O.L.C.C. - KLAMATH		2				2			
	63,900	95	5	1	15	116	13	1	12
O.S.P. - LAKE		4				4	5		5
LAKE CO. SO.	4,975	5			2	7			
LAKEVIEW PD.	2,475	5				5	6	2	4
O.L.C.C. - LAKE									
	7,450	14			2	16	11	2	9
O.S.P. - LANE		56	2	5	12	75	15	2	13
LANE CO. SO.	107,430	66	7	4	23	100	13	9	4
COBURG PD.	975	5				5			
COTTAGE GROVE PD.	8,475	16		4	4	24	4	4	
EUGENE PD.	138,615	145	28	28	97	298	26	16	10
FLORENCE PD.	7,340	12			8	20	1	1	
JUNCTION CITY PD.	4,750	8	1	2	2	13			
OAKRIDGE PD.	3,150	5		1	4	10			
SPRINGFIELD PD.	53,215	59	2	4	27	92	1	1	
O.L.C.C. - LANE									
	323,950	372	40	48	177	637	60	33	27
O.S.P. - LINCOLN		16	3	1	1	21	5	2	3
LINCOLN CO. SO.	24,075	26	2		3	31			
LINCOLN CITY	7,480	19	2	2	7	30			
NEWPORT PD.	9,565	23			5	28	2	2	
TOLEDO PD.	3,480	7		1	5	13			
O.L.C.C. - LINCOLN		1				1			
	44,600	92	7	4	21	124	7	4	3
O.S.P. - LINN		16	2	3	1	22	11	2	9
LINN CO. SO.	41,325	52	3	14	19	88	2	2	
ALBANY PD.	41,145	52	4	3	19	78			
LEBANON PD.	13,010	19		1	7	27	1	1	
SWEETHOME PD.	8,050	11	2	1	6	20	4	1	3
O.L.C.C. - LINN									
	103,530	150	11	22	52	235	18	6	12
O.S.P. - MALHEUR		16	1	2	3	22	5	1	4
MALHEUR CO. SO.	15,545	14		3	5	22	2	1	1
NYSSA PD.	3,185	9		1		10			
ONTARIO PD.	11,030	21	1		7	29			
VALE PD.	1,990	5				5			
O.L.C.C. - MALHEUR									
	31,750	65	2	6	15	88	7	2	5

LAW ENFORCEMENT EMPLOYEES BY DEPARTMENT / OFFICER ASSAULTS - 2000

DEPARTMENT	POPULATION	LAW ENFORCEMENT OFFICERS - MALE	LAW ENFORCEMENT OFFICERS - FEMALE	SUPPORT STAFF - MALE	SUPPORT STAFF - FEMALE	TOTAL STAFF	TOTAL OFFICERS ASSAULTED	ASSAULT WITH INJURY	ASSAULT WITHOUT INJURY
O.S.P. - MARION *		69	7	19	30	125	28		28
MARION CO. SO.	86,760	79	5	1	29	114			
AUMSVILLE PD.	3,050	5			1	6			
AURORA PD.	660	2				2			
GERVAIS PD.	2,045	3				3	1	1	
HUBBARD PD.	2,500	5			1	6			
KEIZER PD.	32,515	36	2	1	7	46			
MT. ANGEL PD.	3,130	7			1	8			
SALEM PD. (MARION)	119,790	146	17	25	75	263			
SILVERTON PD.	7,470	12	1		1	14			
STAYTON PD.	6,870	12	2		3	17			
TURNER PD.	1,200	2				2			
WOODBURN PD.	20,310	23	2	1	6	32			
O.L.C.C. - MARION		2	2		1	5			
	286,300	403	38	47	155	643	29	1	28
O.S.P. - MORROW		3				3			
MORROW CO. SO.	6,795	10	1	1	8	20	1		1
BOARDMAN PD.	2,910	7		1		8			
HEPPNER PD.	1,395	3				3			
O.L.C.C. - MORROW									
	11,100	23	1	2	8	34	1		1
O.S.P. - MULTNOMAH		41	8	10	12	71	13	2	11
MULTNOMAH CO. SO.	25,990	92	10	9	20	131	4	2	2
GRESHAM PD.	90,835	98	9	7	40	154	19	12	7
PORTLAND PD.	531,600	845	165	102	239	1,351	231	103	128
PORTLAND AIRPORT PD.		29	8	4	6	47			
TROUTDALE PD.	13,975	17	1		3	21			
O.L.C.C. - MULTNOMAH		10	10		7	27			
	662,400	1,132	211	132	327	1,802	267	119	148
O.S.P. - POLK		18	1		3	22			
POLK CO. SO.	18,295	24	1	2	4	31			
DALLAS PD.	12,550	18	1		1	20			
INDEPENDENCE PD.	6,080	12			2	14			
MONMOUTH PD.	7,780	10	3		2	15			
SALEM PD. (POLK)	17,995	6				6			
O.L.C.C. - POLK									
	62,700	88	6	2	12	108			
O.S.P. - SHERMAN							1		1
SHERMAN CO. SO.	1,950	5			1	6			
O.L.C.C. - SHERMAN									
	1,950	5			1	6	1		1
O.S.P. - TILLAMOOK		13	1		1	15	3		3
TILLAMOOK CO. SO.	16,995	22			3	25	4	2	2
GARIBALDI PD.	900	2				2	1		1
MANZANITA DPS.	770	3				3	1		1
ROCKAWAY BEACH PD.	1,275	3				3			
TILLAMOOK PD.	4,360	8	2		2	12			
O.L.C.C. - TILLAMOOK									
	24,300	51	3		6	60	9	2	7
O.S.P. - UMATILLA		39	3	8	6	56	6	2	4
UMATILLA CO. SO.	26,205	14	2	2	13	31	4	2	2
ATHENA PD.	1,225	2				2			
HERMISTON PD.	13,260	18	2	2	5	27			
MILTON FREEWATER PD.	6,495	12		1	6	19			
PENDLETON PD.	16,385	23		1	7	31	4		4
PILOT ROCK PD.	1,535	3			1	4	1		1
STANFIELD PD.	1,990	5				5			
UMATILLA PD.	5,035	7	2		1	10			
WESTON	720	2				2			
O.L.C.C. - UMATILLA		2				2			
	72,850	127	9	14	39	189	15	4	11

* OSP - Marion Includes Oregon State Police Headquarters in Salem.

LAW ENFORCEMENT EMPLOYEES BY DEPARTMENT / OFFICER ASSAULTS - 2000

DEPARTMENT	POPULATION	LAW ENFORCEMENT		SUPPORT		TOTAL STAFF	TOTAL	ASSAULT	ASSAULT	
		OFFICERS - MALE	OFFICERS - FEMALE	STAFF - MALE	STAFF - FEMALE		OFFICERS ASSAULTED	WITH INJURY	WITHOUT INJURY	
O.S.P. - UNION			12			1	13	1		1
UNION CO. SO.	10,555		7	1		2	10	2	2	
LA GRANDE PD.	12,340		17	2	1	13	33	1		1
ELGIN PD.	1,655		3				3			
O.L.C.C. - UNION	24,550		39	3	1	16	59	4	2	2
O.S.P. - WALLOWA			8				8			
WALLOWA CO. SO.	5,355		8			6	14			
ENTERPRISE PD.	1,895		5				5			
O.L.C.C. - WALLOWA	7,250		21			6	27			
O.S.P. - WASCO			18	2		1	21	3		3
WASCO CO. SO.	11,665		18			2	20	2		2
THE DALLES PD.	12,185		19	1		2	22	1	1	
O.L.C.C. - WASCO	23,850		55	3		5	63	6	1	5
O.S.P. - WASHINGTON			30	5	5	6	46			
WASHINGTON CO. SO.	190,120		164	11	5	57	237	14	9	5
BANKS PD.	1,310		3						1	1
BEAVERTON PD.	77,050		101	10	4	20	135	12		12
CORNELIUS PD.	9,760		11	1		1	13	5		5
FOREST GROVE PD.	17,830		24	1		8	33	4	2	2
GASTON PD.	600		1				1			
HILLSBORO PD.	71,455		77	13	4	24	118			
KING CITY PD.	1,945		5				5			
NORTH PLAINS PD.	1,625		2				2			
SHERWOOD PD.	12,230		15	2	1	2	20	2	1	1
TIGARD PD.	42,260		50	4	1	14	69	7	1	6
TUALATIN PD.	23,065		24	3		3	30	1		1
O.L.C.C. - WASHINGTON	449,250		507	50	20	135	709	45	14	33
O.S.P. - WHEELER			2				2			
WHEELER CO. SO.	1,550		3				3			
O.L.C.C. - WHEELER	1,550		5				5			
O.S.P. - YAMHILL			13	2	1	1	17			
YAMHILL CO. SO.	34,095		39	5	3	11	58			
AMITY PD.	1,485		3				3			
CARLTON PD.	1,520		2				2			
DUNDEE PD.	2,625		4				4			
MCMINNVILLE PD.	26,760		26	5		8	39			
NEWBERG PD.	18,220		21	2	2	8	33			
YAMHILL PD.	795		2				2			
O.L.C.C. - YAMHILL	85,500		110	14	6	28	158			

LAW ENFORCEMENT OFFICERS ASSAULTED 2000

TYPE OF ACTIVITY	TOTAL ASSAULTS		KNIFE, OTHER INSTRUMENT	OTHER DANGEROUS WEAPON	HANDS FISTS FEET	TWO PERSON VEHICLE	ONE PERSON VEHICLE		DETECTIVE OR SPEC. ASSIGNMENT		OTHER		OFFICER ASSAULTS CLEARED
	WEAPON	FIREARM					ALONE	ASSIST.	ALONE	ASSIST.	ALONE	ASSIST.	
RESPONDING TO DISTURBANCE CALLS	129	5	1	10	113	26	31	59	1		1	11	111
BURGLARIES IN PROGRESS/PURSUIING	5	2			3	1	3				1		4
ROBBERIES IN PROGRESS/PURSUIING	2	1			1		2						2
ATTEMPTING OTHER ARRESTS	132	2	1	15	114	27	20	74		4	2	5	123
CIVIL DISORDER (RIOT, MASS DISOBEDIENCE)	14	1			13		2	7		1		4	13
HANDLING, TRANSPORTING PRISONERS	100			8	92	22	12	24		3	10	29	80
INVESTIGATING SUSPICIOUS PERSON/CIRCUM	46	8	1	5	32	7	13	22			1	3	40
AMBUSH - NO WARNING	5			1	4	1	2	2					5
MENTALLY DERANGED	11			1	10		5	6					10
TRAFFIC PURSUITS AND STOPS	158	3		4	151	6	42	106			2	2	138
ALL OTHER	50	2	1	7	40	4	7	15	1	1	4	18	38
TOTAL OFFICER ASSAULTS	652	24	4	51	573	94	139	315	2	9	21	72	564
NUMBER WITH PERSONAL INJURY	281	9	1	22	249								
NUMBER WITHOUT PERSONAL INJURY	371	15	3	29	324								

7-9

TIME OF ASSAULTS	12:01 AM	02:01 AM	04:01 AM	06:01 AM	08:01 AM	10:01 AM	12:01 PM	02:01 PM	04:01 PM	06:01 PM	08:01 PM	10:01 PM
	TO 02:00 AM	TO 04:00 AM	TO 06:00 AM	TO 08:00 AM	TO 10:00 AM	TO 12:00 PM	TO 02:00 PM	TO 04:00 PM	TO 06:00 PM	TO 08:00 PM	TO 10:00 PM	TO 12:00 PM
	94	54	20	14	15	26	24	47	67	65	103	123

NUMBER OF LAW ENFORCEMENT OFFICERS KILLED IN THE LINE OF DUTY:	BY FELONIOUS ACT:	0
	BY ACCIDENT OR NEGLIGENCE:	0

This page is intentionally blank.

SECTION 8
AGENCY SUMMARY
and
DETAIL TABLES

This section provides a detailed report by crime category of the annual crime report information for each department within each county in Oregon, including Traffic Crime, Fish & Game Laws, and Marine Violations.

SPECIAL NOTES:

When counting arrests, only those arrests which are made for an agency's own cases are counted for OUCR purposes. The number of arrests shown in this report will not necessarily agree with the statistics within a department which may show all arrest activity.

Index Crime is summarized at the bottom of the page. The individual crimes that make up the National Crime Index are each identified with an asterisk.

If necessary, Part II Crime totals may be easily determined by subtracting the Index Crime Total from the Grand Total located on the line above. The result of this subtraction equals total Part II Crimes.

This page is intentionally blank.

Population 2000	STATE OF OREGON 3,436,750			OREGON STATE POLICE			O.L.C.C.		
	Offenses	Arrests	Cleared	Offenses	Arrests	Cleared*	Offenses	Arrests	Cleared
CRIME AGAINST PERSON									
Willful Murder*	67	111	44						
Neg. Homicide	6	14	5						
Forcible Rape*	1,282	304	376	89	13				
Other Sex Crime	5,896	1,676	2,046	589	99				
Kidnapping	654	163	316	30	15				
Robbery*	2,906	1,147	971	14	10				
Aggravated Assault*	7,746	2,288	3,886	279	112				
Simple Assault	25,848	17,729	16,502	713	453				
2000 TOTAL	44,405	23,432	24,146	1,714	702				
1999 TOTAL	45,316	22,892	23,101	1,517	423				
CRIME AGAINST PROPERTY									
Burglary*	25,582	3,486	3,027	158	45				
Larceny*	114,948	23,092	22,387	674	181				
Motor Vehicle Theft*	14,248	2,704	2,282	266	116				
Arson*	1,700	567	281	322	215				
Forgery/Counterfeit	13,316	3,097	4,510	172	99				
Fraud	12,621	1,623	3,673	99	44				
Embezzlement	807	85	366	1	1				
Stolen Property	787	568	548	49	33				
Vandalism	45,779	5,078	7,065	197	83				
2000 TOTAL	229,788	40,300	44,139	1,938	817				
1999 TOTAL	225,096	41,364	42,902	1,628	533				
BEHAVIORAL CRIMES									
Weapon Laws	3,355	2,336	2,224	467	353				
Prostitution	861	829	474	7	4				
Drug Laws	23,572	20,793	15,995	2,602	2,260				
Gambling	25	19	10	5	2				
Crimes Against Family	2,715	944	1,113	399	288		1		1
D.U.I.I	25,349	23,644	18,935	6,197	6,197				
Liquor Laws	15,809	19,696	12,419	1,238	1,272		1,027	340	1,026
Disorderly Conduct	16,942	6,658	8,584	196	163		37	1	37
All Other	59,381	27,119	32,138	1,625	975		152	130	152
Curfew	4,909	3,529	4,830	32	29				
Runaway Juveniles	12,260	2,928	7,305	33	13				
2000 TOTAL	165,178	108,495	104,027	12,801	11,556		1,217	471	1,216
1999 TOTAL	164,326	101,725	97,598	10,673	8,944		1,280	570	1,280
GRAND TOTAL	439,371	172,227	172,312	16,453	13,075		1,217	471	1,216
* Index Total	168,479	33,699	33,254	1,802	692				
Traffic Crime	24,533	15,326	20,980	2,980	2,980				
Fish and Game Laws	5,148	5,127	101	5,047	5,047				
Marine Violations	795	760	485	310	310				

*Not available

Population 2000	Baker County Sheriff 6,870			Baker City PD 9,880			Baker County - O.L.C.C.		
	Offenses	Arrests	Cleared	Offenses	Arrests	Cleared	Offenses	Arrests	Cleared
CRIME AGAINST PERSON									
Willful Murder*				1					
Neg. Homicide				22	10	15			
Forcible Rape*				7	3	4			
Other Sex Crimes	4	1	1	2	1	1			
Kidnapping	2	1	2	22	7	10			
Robbery*				135	75	90			
Aggravated Assault*	1		1						
Simple Assault	32	20	28						
2000 TOTAL	39	22	32	189	96	120	0	0	0
1999 TOTAL	46	24	31	174	103	132	0	0	0
CRIME AGAINST PROPERTY									
Burglary*	32	5	6	79	14	13			
Larceny*	65	10	11	372	51	59			
Motor Vehicle Theft*	3	3	3	28	7	8			
Arson*				4	5	4			
Forgery/Counterfeit	2		1	18	7	9			
Fraud	115	50	69	69	30	28			
Embezzlement									
Stolen Property									
Vandalism	24	7	7	163	22	27			
2000 TOTAL	241	75	97	733	136	148	0	0	0
1999 TOTAL	250	67	98	940	174	189	0	0	0
BEHAVIORAL CRIMES									
Weapon Laws	3	2	2	6	3	6			
Prostitution				1	1				
Drug Laws	9	7	9	37	29	35			
Gambling									
Crimes Against Family	5	3	4	19	17	12			
D.U.I.I	41	37	41	57	55	57			
Liquor Laws	11	23	10	30	42	27	17	7	17
Disorderly Conduct	7	6	6	73	53	53			
All Other	27	14	11	250	69	86			
Curfew				13	13	13			
Runaway Juveniles				8	8	7			
2000 TOTAL	103	92	83	494	290	296	17	7	17
1999 TOTAL	256	106	149	363	247	199	1	0	1
GRAND TOTAL	383	189	212	1,416	522	564	17	7	17
* Index Total	101	18	21	508	85	95	0	0	0
Traffic Crime	13	9	13	43	25	43			
Fish and Game Laws									
Marine Violations				4	2	4			

Population 2000	Baker County - O.S.P.			Baker County Totals 16,750		
	Offenses	Arrests	Cleared*	Offenses	Arrests	Cleared
CRIME AGAINST PERSON						
Willful Murder*				0	0	0
Neg. Homicide				0	0	0
Forcible Rape*	1			2	0	0
Other Sex Crimes	7	1		33	12	16
Kidnapping				9	4	6
Robbery*				2	1	1
Aggravated Assault*	7	3		30	10	11
Simple Assault	13	8		180	103	118
2000 TOTAL	28	12		256	130	152
1999 TOTAL	17	6		237	133	163
CRIME AGAINST PROPERTY						
Burglary*	3	2		114	21	19
Larceny*	5	4		442	65	70
Motor Vehicle Theft*	3	4		34	14	11
Arson*	5	5		9	10	4
Forgery/Counterfeit	2	1		22	8	10
Fraud				184	80	97
Embezzlement				0	0	0
Stolen Property				0	0	0
Vandalism	6	3		193	32	34
2000 TOTAL	24	19		998	230	245
1999 TOTAL	18	7		1,208	248	287
BEHAVIORAL CRIMES						
Weapon Laws	7	3		16	8	8
Prostitution				1	1	0
Drug Laws	40	36		86	72	44
Gambling				0	0	0
Crimes Against Family	6	4		30	24	16
D.U.I.I	45	45		143	137	98
Liquor Laws	22	21		80	93	54
Disorderly Conduct	2	1		82	60	59
All Other	29	18		306	101	97
Curfew				13	13	13
Runaway Juveniles				8	8	7
2000 TOTAL	151	128		765	517	396
1999 TOTAL	106	98		726	451	349
GRAND TOTAL	203	159		2,019	877	793
* Index Total	24	18		633	121	116
Traffic Crime	28	28		84	62	56
Fish and Game Laws	82	82		82	82	0
Marine Violations	3	3		7	5	4

*Not available

Population 2000	Benton County Sheriff 24,980			Corvallis PD 49,440			Philomath PD 3,880		
	Offenses	Arrests	Cleared	Offenses	Arrests	Cleared	Offenses	Arrests	Cleared
CRIME AGAINST PERSON									
Willful Murder*						3			
Neg. Homicide									
Forcible Rape*	2	5	2	15	7	13			
Other Sex Crimes	29	5	10	79	32	52	5	1	1
Kidnapping		1		2	1	1	1	1	
Robbery*	3	5	2	18	9	11			
Aggravated Assault*	83	6	79	42	15	34	9	6	8
Simple Assault	111	117	107	327	128	275	31	14	20
2000 TOTAL	228	139	200	483	192	389	46	22	29
1999 TOTAL	193	101	173	518	220	367	61	41	38
CRIME AGAINST PROPERTY									
Burglary*	114	22	65	407	63	70	59	1	3
Larceny*	369	44	296	1,717	245	246	160	30	22
Motor Vehicle Theft*	34	30	25	70	21	18	6	4	4
Arson*	2			10	4		2	1	1
Forgery/Counterfeit	30	5	14	270	65	137	8	1	1
Fraud	25	4	19	243	46	108	10	1	1
Embezzlement				15	5	14			
Stolen Property	10	9	10	19	27	17			
Vandalism	219	32	203	709	93	141	44	8	8
2000 TOTAL	803	146	632	3,460	569	751	289	46	40
1999 TOTAL	687	93	551	3,207	518	627	267	59	58
BEHAVIORAL CRIMES									
Weapon Laws	30	18	29	20	20	19	1	2	1
Prostitution				1	1	1			
Drug Laws	168	146	164	168	169	165	11	6	9
Gambling									
Crimes Against Family	35	6	27	31	10	23	6	1	2
D.U.I.	146	139	146	146	133	146	10	10	10
Liquor Laws	98	109	99	364	546	352	14	7	13
Disorderly Conduct	15	12	15	71	51	56	15	7	12
All Other	773	247	741	966	332	424	85	25	27
Curfew	11	7	11	6	2	6	3	3	3
Runaway Juveniles	63	4	55	108	36	92	15	9	12
2000 TOTAL	1,339	688	1,287	1,881	1,300	1,284	160	70	89
1999 TOTAL	1,175	568	1,128	1,922	1,173	1,191	156	76	94
GRAND TOTAL	2,370	973	2,119	5,824	2,061	2,424	495	138	158
* Index Total	607	112	469	2,279	364	395	236	42	38
Traffic Crime	147	93	147	175	100	175	9	7	9
Fish and Game Laws	4	2	4						
Marine Violations	10	9	10						

Population 2000	Benton County - O.L.C.C.			Benton County - O.S.P.			Benton County Totals 78,300		
	Offenses	Arrests	Cleared	Offenses	Arrests	Cleared*	Offenses	Arrests	Cleared
CRIME AGAINST PERSON									
Willful Murder*							0	0	3
Neg. Homicide							0	0	0
Forcible Rape*				3			20	12	15
Other Sex Crimes				11			124	38	63
Kidnapping							3	3	1
Robbery*				1	1		22	15	13
Aggravated Assault*				2	1		136	28	121
Simple Assault				11	6		480	265	402
2000 TOTAL	0	0	0	28	8		785	361	618
1999 TOTAL	0	0	0	33	16		805	378	578
CRIME AGAINST PROPERTY									
Burglary*				22	2		602	88	138
Larceny*				159	34		2,405	353	564
Motor Vehicle Theft*				6	1		116	56	47
Arson*				3	2		17	7	1
Forgery/Counterfeit				6	4		314	75	152
Fraud				7	3		285	54	128
Embezzlement							15	5	14
Stolen Property				2			31	36	27
Vandalism				16	6		988	139	352
2000 TOTAL	0	0	0	221	52		4,773	813	1,423
1999 TOTAL	0	0	0	214	28		4,375	698	1,236
BEHAVIORAL CRIMES									
Weapon Laws				4	4		55	44	49
Prostitution							1	1	1
Drug Laws				68	65		415	386	338
Gambling							0	0	0
Crimes Against Family				9	9		81	26	52
D.U.I.I				27	27		329	309	302
Liquor Laws	14	9	14	195	199		685	870	478
Disorderly Conduct				11	12		112	82	83
All Other				86	49		1,910	653	1,192
Curfew							20	12	20
Runaway Juveniles							186	49	159
2000 TOTAL	14	9	14	400	365		3,794	2,432	2,674
1999 TOTAL	38	3	38	289	222		3,580	2,042	2,451
GRAND TOTAL	14	9	14	649	425		9,352	3,606	4,715
* Index Total	0	0	0	196	41		3,318	559	902
Traffic Crime				20	20		351	220	331
Fish and Game Laws				22	22		26	24	4
Marine Violations				1	1		11	10	10

*Not available

Population 2000	Clackamas County - O.L.C.C.			Clackamas County - O.S.P.			Clackamas County Totals 340,000		
	Offenses	Arrests	Cleared	Offenses	Arrests	Cleared*	Offenses	Arrests	Cleared
CRIME AGAINST PERSON									
Willful Murder*							4	8	3
Neg. Homicide							0	0	0
Forcible Rape*				1			99	18	37
Other Sex Crimes				12	3		419	105	188
Kidnapping				4	2		64	6	37
Robbery*				2	2		163	68	87
Aggravated Assault*				12	7		236	116	146
Simple Assault				26	12		2,004	1,162	1,716
2000 TOTAL	0	0	0	57	26		2,989	1,483	2,214
1999 TOTAL	0	0	0	49	27		3,146	1,459	1,885
CRIME AGAINST PROPERTY									
Burglary*				3	2		2,298	182	280
Larceny*				33	8		11,146	1,767	2,586
Motor Vehicle Theft*				27	5		1,214	144	152
Arson*				18	13		83	23	23
Forgery/Counterfeit				14	8		1,689	198	568
Fraud				7	1		1,519	72	515
Embezzlement							5	0	1
Stolen Property				3	2		97	25	64
Vandalism				11	6		4,168	246	604
2000 TOTAL	0	0	0	116	45		22,219	2,657	4,793
1999 TOTAL	0	0	0	100	26		20,996	2,900	4,346
BEHAVIORAL CRIMES									
Weapon Laws				32	25		219	118	179
Prostitution							5	5	3
Drug Laws				119	104		1,098	881	896
Gambling							0	0	0
Crimes Against Family				20	19		134	39	96
D.U.I.I				356	356		2,229	1,984	1,873
Liquor Laws	91	19	91	55	54		818	807	909
Disorderly Conduct				4	4		276	118	246
All Other	1	1	1	46	25		2,885	959	2,184
Curfew				6	5		246	146	240
Runaway Juveniles				2	1		1,094	195	52
2000 TOTAL	92	20	92	640	593		9,004	5,252	6,678
1999 TOTAL	107	41	107	464	417		8,844	5,023	6,368
GRAND TOTAL	92	20	92	813	664		34,212	9,392	13,685
* Index Total	0	0	0	96	37		15,243	2,326	3,314
Traffic Crime				187	187		1,809	1,005	1,533
Fish and Game Laws				353	353		371	365	18
Marine Violations				20	20		34	33	14

*Not available

Population 2000	Clatsop County Sheriff 13,245			Astoria PD 9,815			Cannon Beach PD 1,600		
	Offenses	Arrests	Cleared	Offenses	Arrests	Cleared	Offenses	Arrests	Cleared
CRIME AGAINST PERSON									
Willful Murder*									
Neg. Homicide									
Forcible Rape*	1			8	2	7			
Other Sex Crimes	15	7	5	32	9	14			
Kidnapping				3		2			
Robbery*	1			5	4	3			
Aggravated Assault*	8	5	3	34	16	19			
Simple Assault	53	33	30	127	46	69	5	3	3
2000 TOTAL	78	45	38	209	77	114	5	3	3
1999 TOTAL	76	31	31	171	72	62	7	5	4
CRIME AGAINST PROPERTY									
Burglary*	83	18	11	162	17	32	25	3	4
Larceny*	126	15	13	352	47	57	50	5	15
Motor Vehicle Theft*	24	4	4	45	4	16		1	
Arson*	2			6	6	3			
Forgery/Counterfeit	5	1		55	11	29	3	1	1
Fraud	7	1		66	12	21	18	4	10
Embezzlement				1					
Stolen Property	1			1	1	1			
Vandalism	97	18	11	247	12	16	27		1
2000 TOTAL	345	57	39	935	110	175	123	14	31
1999 TOTAL	310	66	38	802	83	72	107	20	31
BEHAVIORAL CRIMES									
Weapon Laws	5	4	1	7	9	6			
Prostitution									
Drug Laws	39	47	30	46	41	37	3	3	3
Gambling									
Crimes Against Family	6	4	1	15	1	2			
D.U.I.I	38	38	38	84	80	84	13	13	13
Liquor Laws	42	68	40	181	202	171	14	27	13
Disorderly Conduct	12	13	11	789	61	178			
All Other	140	68	58	399	110	124	21	10	12
Curfew				15	9	15			
Runaway Juveniles	24	5	19	46	11	32		2	
2000 TOTAL	306	247	198	1,582	524	649	51	55	41
1999 TOTAL	376	366	275	1,504	445	392	73	110	62
GRAND TOTAL	729	349	275	2,726	711	938	179	72	75
* Index Total	245	42	31	612	96	137	75	9	19
Traffic Crime	39	29	39				4	3	4
Fish and Game Laws	12	11	12						
Marine Violations	96	93	96						

Population 2000	Clatsop County - O.L.C.C.			Clatsop County - O.S.P.			Clatsop County Totals 35,700		
	Offenses	Arrests	Cleared	Offenses	Arrests	Cleared*	Offenses	Arrests	Cleared
CRIME AGAINST PERSON									
Willful Murder*							0	0	0
Neg. Homicide							0	0	0
Forcible Rape*				1			13	4	9
Other Sex Crimes				5			77	23	28
Kidnapping							3	0	2
Robbery*							17	10	11
Aggravated Assault*				2	2		67	37	32
Simple Assault				20	15		334	170	182
2000 TOTAL	0	0	0	28	17		511	244	264
1999 TOTAL	0	0	0	19	4		456	239	225
CRIME AGAINST PROPERTY									
Burglary*				2			455	49	59
Larceny*				12	1		1,085	178	191
Motor Vehicle Theft*				4	1		113	20	28
Arson*				16	14		33	22	4
Forgery/Counterfeit				2			104	19	37
Fraud				3			143	20	34
Embezzlement							1	0	1
Stolen Property							6	5	4
Vandalism				7	1		706	54	55
2000 TOTAL	0	0	0	46	17		2,646	367	413
1999 TOTAL	0	0	0	15	1		2,311	357	336
BEHAVIORAL CRIMES									
Weapon Laws				18	16		41	36	16
Prostitution							0	0	0
Drug Laws				98	92		264	253	145
Gambling							0	0	0
Crimes Against Family				7	1		41	10	6
D.U.I.I				216	216		452	445	236
Liquor Laws	60	38	60	206	225		670	846	447
Disorderly Conduct				10	9		913	165	272
All Other				78	52		888	381	338
Curfew				1	1		71	46	70
Runaway Juveniles							126	45	85
2000 TOTAL	60	38	60	634	612		3,466	2,227	1,615
1999 TOTAL	86	72	86	436	260		3,165	1,927	1,369
GRAND TOTAL	60	38	60	708	646		6,623	2,838	2,292
* Index Total	0	0	0	37	18		1,783	320	334
Traffic Crime				92	92		228	193	136
Fish and Game Laws				360	360		372	371	12
Marine Violations				26	26		122	119	96

*Not available

Population 2000	Columbia County Sheriff 21,520			Clatskanie PD 1,530			Columbia City PD 1,595		
	Offenses	Arrests	Cleared	Offenses	Arrests	Cleared	Offenses	Arrests	Cleared
CRIME AGAINST PERSON									
Willful Murder*									
Neg. Homicide									
Forcible Rape*	6	1	1						
Other Sex Crimes	42	5	19						
Kidnapping				1	1	1			
Robbery*									
Aggravated Assault*	4	1	1						
Simple Assault	136	71	103	20	19	19	1		1
2000 TOTAL	188	78	124	21	20	20	1	0	1
1999 TOTAL	211	101	125	17	16	16	2	2	1
CRIME AGAINST PROPERTY									
Burglary*	127	5	17	5	2	2	3		
Larceny*	249	3	26	25	16	12	23		1
Motor Vehicle Theft*	44	5	16	4	5	1	1		
Arson*	4		2	3	1	1			
Forgery/Counterfeit	6	2	1	3	1	1			
Fraud	23		4	1					
Embezzlement	1								
Stolen Property				1	1	1			
Vandalism	61		12	14	2	7	10		
2000 TOTAL	515	15	78	56	28	25	37	0	1
1999 TOTAL	425	18	75	77	36	27	15	0	2
BEHAVIORAL CRIMES									
Weapon Laws	14	4	9						
Prostitution									
Drug Laws	17	13	16	26	24	26	3	4	3
Gambling									
Crimes Against Family	8		5	1		1			
D.U.I.I	73	72	73	35	35	35	3	3	3
Liquor Laws	17	36	13	11	14	11			
Disorderly Conduct	311	64	153	50	45	42			
All Other	78	28	45	140	87	140	6	2	
Curfew				2	1	2			
Runaway Juveniles	44	3	41	5	5	5			
2000 TOTAL	562	220	355	270	211	262	12	9	6
1999 TOTAL	592	296	319	245	195	238	15	12	10
GRAND TOTAL	1,265	313	557	347	259	307	50	9	8
* Index Total	434	15	63	37	24	16	27	0	1
Traffic Crime	13	9	13	8	5	8	4		4
Fish and Game Laws	10	10	10						
Marine Violations	126	111	126						

Population 2000	Vernonia PD 2,240			Columbia County - O.L.C.C.			Columbia County - O.S.P.			Columbia County Totals 43,700		
	Offenses	Arrests	Cleared	Offenses	Arrests	Cleared	Offenses	Arrests	Cleared*	Offenses	Arrests	Cleared
CRIME AGAINST PERSON												
Willful Murder*										1	0	1
Neg. Homicide										0	0	0
Forcible Rape*										10	4	2
Other Sex Crimes	6	1	1				3			89	20	37
Kidnapping	2	1	1							5	5	4
Robbery*										3	2	2
Aggravated Assault*	1	1	1				4	2		15	10	7
Simple Assault	29	24	23				9	3		312	218	240
2000 TOTAL	38	27	26	0	0	0	16	5		435	259	293
1999 TOTAL	26	23	22	0	0	0	16	4		418	250	253
CRIME AGAINST PROPERTY												
Burglary*	21	10	3				1			257	38	40
Larceny*	65	14	12				6			856	136	162
Motor Vehicle Theft*	3						5			85	20	27
Arson*							4	1		15	4	4
Forgery/Counterfeit							2	1		67	25	27
Fraud							2			93	15	26
Embezzlement										1	0	0
Stolen Property							1	1		3	2	1
Vandalism	49	15	9							347	53	52
2000 TOTAL	138	39	24	0	0	0	21	3		1,724	293	339
1999 TOTAL	147	27	24	0	0	0	11	2		1,347	269	274
BEHAVIORAL CRIMES												
Weapon Laws	2	2	2				9	4		39	19	24
Prostitution										0	0	0
Drug Laws	7	7	3				64	58		200	183	125
Gambling										0	0	0
Crimes Against Family							5	3		29	8	15
D.U.I.	15	14	15				56	56		331	320	275
Liquor Laws	16	20	16	35	9	35	36	39		265	269	223
Disorderly Conduct	12	8	9				4	3		448	186	266
All Other	73	42	46				31	16		835	391	658
Curfew	1	1	1				1	1		45	35	44
Runaway Juveniles	6	5	5				1	1		98	36	76
2000 TOTAL	132	99	97	35	9	35	207	181		2,290	1,447	1,706
1999 TOTAL	170	134	134	39	21	39	136	117		2,799	1,677	1,877
GRAND TOTAL	308	165	147	35	9	35	244	189		4,449	1,999	2,338
* Index Total	90	25	16	0	0	0	20	3		1,242	214	245
Traffic Crime	12	6	12				28	28		263	187	235
Fish and Game Laws							166	166		176	176	10
Marine Violations							9	9		135	120	126

*Not available

Population 2000	Coos County Sheriff** 28,390			Bandon PD** 2,860			Coos Bay PD 15,380		
	Offenses	Arrests	Cleared	Offenses	Arrests	Cleared	Offenses	Arrests	Cleared
CRIME AGAINST PERSON									
Willful Murder*									
Neg. Homicide									
Forcible Rape*				1	1	1	6	2	1
Other Sex Crimes	9	1	1	3	1	3	33	9	13
Kidnapping				1		1			
Robbery*							9	15	6
Aggravated Assault*	3	2	2				8	5	4
Simple Assault	28	9	10	21	16	14	182	155	136
2000 TOTAL	40	12	13	26	18	19	238	186	160
1999 TOTAL	311	125	133	25	14	15	259	193	166
CRIME AGAINST PROPERTY									
Burglary*	32	2	4	43	5	6	166	27	14
Larceny*	67	9	5	73	17	19	716	172	133
Motor Vehicle Theft*	4			5	4	2	55	22	20
Arson*	1			1			8	5	3
Forgery/Counterfeit	3	1		5	2	1	50	5	8
Fraud	5			2			61	5	20
Embezzlement									
Stolen Property				1					
Vandalism	37	7		10	3	4	242	51	39
2000 TOTAL	149	19	9	140	31	32	1,298	287	237
1999 TOTAL	1,082	61	117	152	45	36	1,356	358	309
BEHAVIORAL CRIMES									
Weapon Laws		2		5	1	4	12	13	7
Prostitution									
Drug Laws	3	16	3	30	24	26	89	121	75
Gambling									
Crimes Against Family	4	1	1				22	2	
D.U.I.I	14	10	14	43	43	43	245	210	245
Liquor Laws	8	18	7				120	284	118
Disorderly Conduct	63	2	10	11	4	9	55	38	49
All Other	193	5	7	49	30	40	246	123	113
Curfew							15	4	15
Runaway Juveniles	19			1	1	1	58	34	41
2000 TOTAL	304	54	42	139	103	123	862	829	663
1999 TOTAL	2,229	367	293	154	152	137	940	856	733
GRAND TOTAL	493	85	64	305	152	174	2,398	1,302	1,060
* Index Total	107	13	11	123	27	28	968	248	181
Traffic Crime	4	1	4	8	5	8	101	64	101
Fish and Game Laws									
Marine Violations									

**Two months reported for 2000

**Eleven months reported for 2000

Population 2000	Crook County Sheriff 11,890			Prineville PD 7,410			Crook County - O.L.C.C.		
	Offenses	Arrests	Cleared	Offenses	Arrests	Cleared	Offenses	Arrests	Cleared
CRIME AGAINST PERSON									
Willful Murder*									
Neg. Homicide									
Forcible Rape*	1			6		1			
Other Sex Crimes	18	10	9	26	8	6			
Kidnapping	1			2					
Robbery*									
Aggravated Assault*	1	1	1	46	37	30			
Simple Assault	41	33	32	56	46	35			
2000 TOTAL	62	44	42	136	91	72	0	0	0
1999 TOTAL	68	42	50	91	52	45	0	0	0
CRIME AGAINST PROPERTY									
Burglary*	45	1	2	55	10	10			
Larceny*	98	6	8	235	64	43			
Motor Vehicle Theft*	13	5	4	22	5	5			
Arson*	4	4	3	6		1			
Forgery/Counterfeit	2			24	4	5			
Fraud	14	2	6	18	4	1			
Embezzlement									
Stolen Property				2	1				
Vandalism	105	14	13	188	62	51			
2000 TOTAL	281	32	36	550	150	116	0	0	0
1999 TOTAL	283	24	24	494	78	62	0	0	0
BEHAVIORAL CRIMES									
Weapon Laws	5	5	5	7	6	5			
Prostitution									
Drug Laws	13	13	9	56	43	35			
Gambling									
Crimes Against Family	2	2	2	8	6	5			
D.U.I.I	50	48	50	135	124	135			
Liquor Laws	30	69	28	89	118	80	6	4	6
Disorderly Conduct	43	20	22	90	44	58			
All Other	110	51	55	475	129	161			
Curfew	2	2	2	71	56	71			
Runaway Juveniles	25	11	21	76	34	43			
2000 TOTAL	280	221	194	1,007	560	593	6	4	6
1999 TOTAL	351	266	215	918	540	526	8	7	8
GRAND TOTAL	623	297	272	1,693	801	781	6	4	6
* Index Total	162	17	18	370	116	90	0	0	0
Traffic Crime	25	14	25	65	51	65			
Fish and Game Laws	7	1	7						
Marine Violations	3	3	3						

Population 2000	Crook County - O.S.P.			Crook County Totals 19,300		
	Offenses	Arrests	Cleared*	Offenses	Arrests	Cleared
CRIME AGAINST PERSON						
Willful Murder*				0	0	0
Neg. Homicide				0	0	0
Forcible Rape*	1			8	0	1
Other Sex Crimes	2	2		46	20	15
Kidnapping				3	0	0
Robbery*				0	0	0
Aggravated Assault*	3	2		50	40	31
Simple Assault	5	1		102	80	67
2000 TOTAL	11	5		209	140	114
1999 TOTAL	10	2		169	96	95
CRIME AGAINST PROPERTY						
Burglary*	1			101	11	12
Larceny*	2			335	70	51
Motor Vehicle Theft*	2	1		37	11	9
Arson*	2			12	4	4
Forgery/Counterfeit				26	4	5
Fraud				32	6	7
Embezzlement				0	0	0
Stolen Property	1	1		3	2	0
Vandalism	9	6		302	82	64
2000 TOTAL	17	8		848	190	152
1999 TOTAL	5			782	102	86
BEHAVIORAL CRIMES						
Weapon Laws	2	2		14	13	10
Prostitution				0	0	0
Drug Laws	6	4		75	60	44
Gambling				0	0	0
Crimes Against Family	1			11	8	7
D.U.I.I	38	38		223	210	185
Liquor Laws	11	8		136	199	114
Disorderly Conduct	3	3		136	67	80
All Other	9	7		594	187	216
Curfew	2	2		75	60	73
Runaway Juveniles	2			103	45	64
2000 TOTAL	74	64		1,367	849	793
1999 TOTAL	42	36		1,319	849	749
GRAND TOTAL	102	77		2,424	1,179	1,059
* Index Total	11	3		543	136	108
Traffic Crime	38	38		128	103	90
Fish and Game Laws	19	19		26	20	7
Marine Violations	1	1		4	4	3

*Not available

Population 2000	Curry County - O.L.C.C.			Curry County - O.S.P.			Curry County Totals 21,200		
	Offenses	Arrests	Cleared	Offenses	Arrests	Cleared*	Offenses	Arrests	Cleared
CRIME AGAINST PERSON									
Willful Murder*							0	0	0
Neg. Homicide							0	0	0
Forcible Rape*							1	0	0
Other Sex Crimes				2	1		26	18	14
Kidnapping							1	0	1
Robbery*							4	3	2
Aggravated Assault*				3	1		21	14	11
Simple Assault				18	9		156	102	77
2000 TOTAL	0	0	0	23	11		209	137	105
1999 TOTAL	0	0	0	10	7		211	164	112
CRIME AGAINST PROPERTY									
Burglary*				1	1		97	44	19
Larceny*				4	2		269	93	71
Motor Vehicle Theft*				4	5		27	12	9
Arson*				11	4		12	4	0
Forgery/Counterfeit				5	4		21	8	2
Fraud				1			39	3	5
Embezzlement							0	0	0
Stolen Property				1	1		1	2	0
Vandalism				4	2		149	27	19
2000 TOTAL	0	0	0	31	19		615	193	125
1999 TOTAL	0	0	0	12	13		701	182	155
BEHAVIORAL CRIMES									
Weapon Laws				15	15		19	23	4
Prostitution							0	0	0
Drug Laws				93	86		124	178	25
Gambling							0	0	0
Crimes Against Family				12	1		26	4	3
D.U.I.I				146	146		255	246	109
Liquor Laws	9	1	9	19	24		45	112	21
Disorderly Conduct				8	6		31	30	6
All Other				31	23		187	106	37
Curfew				1	1		2	2	1
Runaway Juveniles				1	1		15	7	7
2000 TOTAL	9	1	9	326	303		704	708	213
1999 TOTAL	10	8	10	138	141		616	702	327
GRAND TOTAL	9	1	9	380	333		1,528	1,038	443
* Index Total	0	0	0	23	13		431	170	112
Traffic Crime				54	54		103	84	49
Fish and Game Laws				86	86		86	86	0
Marine Violations				6	6		6	6	0

*Not available

Population 2000	Deschutes County Sheriff 50,030			Bend PD 52,800			Black Butte PD**			Redmond PD 13,770		
	Offenses	Arrests	Cleared	Offenses	Arrests	Cleared	Offenses	Arrests	Cleared	Offenses	Arrests	Cleared
CRIME AGAINST PERSON												
Willful Murder*				2	2	2						
Neg. Homicide												
Forcible Rape*	4	1	1	11	3	5				11	5	6
Other Sex Crimes	39	20	16	95	50	52				27	7	12
Kidnapping	3		2	10	4	8				10	3	10
Robbery*	2	3	1	22	17	14				11	4	4
Aggravated Assault*	7	7	7	98	71	73				19	14	17
Simple Assault	331	246	236	391	302	323				113	83	100
2000 TOTAL	386	277	263	629	449	477	0	0	0	191	116	149
1999 TOTAL	475	325	304	711	514	533	3	2	2	255	213	222
CRIME AGAINST PROPERTY												
Burglary*	234	41	23	427	71	61	4	3	1	167	30	38
Larceny*	640	79	67	2,180	605	574	4			913	208	242
Motor Vehicle Theft*	34	8	6	163	38	47				49	15	13
Arson*	3	1	1	28	24	13				7	3	1
Forgery/Counterfeit	6			134	58	64				80	12	29
Fraud	17	1	1	245	59	120				35	6	12
Embezzlement												
Stolen Property	2	3	2	15	16	10				2		1
Vandalism	287	34	43	974	123	169	4			423	42	64
2000 TOTAL	1,223	167	143	4,166	994	1,058	12	3	1	1,676	316	400
1999 TOTAL	1,520	256	177	4,230	1,070	1,218	16	6	2	1,552	320	495
BEHAVIORAL CRIMES												
Weapon Laws	37	19	29	42	25	31	1	1	1	23	6	18
Prostitution				2	2	1				1	1	1
Drug Laws	180	147	145	349	293	298	6	5	6	77	55	66
Gambling												
Crimes Against Family	17	7	5	30	12	23				16	1	11
D.U.I.I	313	305	313	433	378	433	3	2	3	120	118	120
Liquor Laws	60	90	56	292	445	267	8	16	3	51	92	47
Disorderly Conduct	353	149	153	398	222	270				99	87	90
All Other	1,029	679	646	604	446	461	3		1	371	134	224
Curfew	1			33	17	33				14	12	14
Runaway Juveniles	118	76	79							12	11	12
2000 TOTAL	2,108	1,472	1,426	2,183	1,840	1,817	21	24	14	784	517	603
1999 TOTAL	2,292	1,701	1,630	2,508	1,994	1,974	38	26	24	619	482	524
GRAND TOTAL	3,717	1,916	1,832	6,978	3,283	3,352	33	27	15	2,651	949	1,152
* Index Total	924	140	106	2,931	831	789	8	3	1	1,177	279	321
Traffic Crime	174	133	174	265	154	265	3	3	3	69	57	69
Fish and Game Laws	3		3									
Marine Violations												

**Nine months reported for 2000

Population 2000	Sunriver PD**			Deschutes County - O.L.C.C.			Deschutes County - O.S.P.			Deschutes County Totals 116,600		
	Offenses	Arrests	Cleared	Offenses	Arrests	Cleared	Offenses	Arrests	Cleared*	Offenses	Arrests	Cleared
CRIME AGAINST PERSON												
Willful Murder*										2	2	2
Neg. Homicide										0	0	0
Forcible Rape*	1	1	1				6			33	10	13
Other Sex Crimes	1						9	3		171	80	80
Kidnapping							3	1		26	8	20
Robbery*										35	24	19
Aggravated Assault*							6	2		130	94	97
Simple Assault	3	5	2				17	12		855	648	661
2000 TOTAL	5	6	3	0	0	0	41	18		1,252	866	892
1999 TOTAL	0	0	0	0	0	0	28	10		1,472	1,064	1,061
CRIME AGAINST PROPERTY												
Burglary*	20	4	1				2			854	149	124
Larceny*	81	4	2				12	6		3,830	902	885
Motor Vehicle Theft*	3						8	5		257	66	66
Arson*							8	2		46	30	15
Forgery/Counterfeit	8						3	1		231	71	93
Fraud	1						5	4		303	70	133
Embezzlement										0	0	0
Stolen Property							2	1		21	20	13
Vandalism	21						5			1,714	199	276
2000 TOTAL	134	8	3	0	0	0	45	19		7,256	1,507	1,605
1999 TOTAL	0	0	0	0	0	0	14	6		7,332	1,658	1,892
BEHAVIORAL CRIMES												
Weapon Laws							8	7		111	58	79
Prostitution										3	3	2
Drug Laws	9	8	8				60	54		681	562	523
Gambling										0	0	0
Crimes Against Family							4	2		67	22	39
D.U.I.I	22	22	22				177	177		1,068	1,002	891
Liquor Laws	8	7	8	83	41	83	24	19		526	710	464
Disorderly Conduct	2	2	2	1	1	1	2	1		855	462	516
All Other	12	6	9	1		1	32	23		2,052	1,288	1,342
Curfew										48	29	47
Runaway Juveniles							1	1		131	88	91
2000 TOTAL	53	45	49	85	42	85	308	284		5,542	4,224	3,994
1999 TOTAL				111	75	111	218	199		5,786	4,477	4,263
GRAND TOTAL	192	59	55	85	42	85	394	321		14,050	6,597	6,491
* Index Total	105	9	4	0	0	0	42	15		5,187	1,277	1,221
Traffic Crime	12	11	12				179	179		702	537	523
Fish and Game Laws							259	259		262	259	3
Marine Violations							21	21		21	21	0

**Began reporting June 2000

*Not available

Population 2000	Roseburg PD 20,125			Sutherlin PD 6,720			Winston PD 4,640		
	Offenses	Arrests	Cleared*	Offenses	Arrests	Cleared	Offenses	Arrests	Cleared
CRIME AGAINST PERSON									
Willful Murder*									
Neg. Homicide									
Forcible Rape*	9	2		1	2	1			
Other Sex Crimes	59	18		11	6	7	6	3	2
Kidnapping	9	6		1					
Robbery*	12	6		1	3	1	2	3	1
Aggravated Assault*	3	3		3	2	2	4	4	1
Simple Assault	220	170		52	52	48	19	41	15
2000 TOTAL	312	205		69	65	59	31	51	19
1999 TOTAL	332	241		79	52	69	29	51	18
CRIME AGAINST PROPERTY									
Burglary*	145	38		24	9	9	17	5	2
Larceny*	1,074	353		131	39	39	111	41	19
Motor Vehicle Theft*	70	32		10	5	7	8	3	6
Arson*	6	12		3	2	1	2		
Forgery/Counterfeit	95	42		2		1	5	3	4
Fraud	152	26		19	11	12	9		5
Embezzlement									
Stolen Property	21								
Vandalism	679	146		68	21	20	57	30	5
2000 TOTAL	2,242	649		257	87	89	209	82	41
1999 TOTAL	2,011	634		296	111	130	278	92	27
BEHAVIORAL CRIMES									
Weapon Laws	45	43		6	6	6	3	5	2
Prostitution	1	1					1		1
Drug Laws	274	314		50	55	48	10	25	9
Gambling									
Crimes Against Family	20	11		6	6	5	5	10	4
D.U.I.	210	210		59	53	59	48	41	48
Liquor Laws	302	493		41	85	41	18	130	18
Disorderly Conduct	109	112		35	37	35	3	12	2
All Other	889	826		55	72	55	66	54	48
Curfew	30	47		36	23	36	28	22	28
Runaway Juveniles	136			8	3	6	19	2	7
2000 TOTAL	2,016	2,057		296	340	291	201	301	167
1999 TOTAL	1,827	1,828		370	396	359	167	300	130
GRAND TOTAL	4,570	2,911		622	492	439	441	434	227
* Index Total	1,319	446		173	62	60	144	56	29
Traffic Crime	170	180		46	32	46	23	15	23
Fish and Game Laws				1	1	1			
Marine Violations									

*Not available

Population 2000	Douglas County - O.L.C.C.			Douglas County - O.S.P.			Douglas County Totals 100,500		
	Offenses	Arrests	Cleared	Offenses	Arrests	Cleared*	Offenses	Arrests	Cleared
CRIME AGAINST PERSON									
Willful Murder*							1	1	1
Neg. Homicide							1	1	2
Forcible Rape*				1			33	14	11
Other Sex Crimes				9	2		190	71	72
Kidnapping							16	10	3
Robbery*				2	2		28	21	7
Aggravated Assault*				3	1		41	31	24
Simple Assault				16	15		730	614	434
2000 TOTAL	0	0	0	31	20		1,040	763	554
1999 TOTAL	0	0	0	36	5		1,068	847	166
CRIME AGAINST PROPERTY									
Burglary*				2			552	203	127
Larceny*				15	4		2,381	669	327
Motor Vehicle Theft*				8	4		186	87	48
Arson*				17	14		44	33	7
Forgery/Counterfeit				8	3		212	92	73
Fraud				5	2		443	126	180
Embezzlement							1	2	1
Stolen Property				2			46	17	20
Vandalism				9			1,331	355	172
2000 TOTAL	0	0	0	66	27		5,196	1,584	955
1999 TOTAL	0	0	0	41	8		5,140	1,799	440
BEHAVIORAL CRIMES									
Weapon Laws				20	13		123	98	48
Prostitution							5	4	3
Drug Laws				156	140		888	952	416
Gambling							0	0	0
Crimes Against Family				35	6		85	48	25
D.U.I.I				275	275		995	970	505
Liquor Laws	20	4	20	40	37		823	1,410	467
Disorderly Conduct	1		1	2	2		273	265	134
All Other	1	1	1	52	39		1,818	1,487	696
Curfew					1		169	178	139
Runaway Juveniles							405	32	169
2000 TOTAL	22	5	22	580	513		5,584	5,444	2,602
1999 TOTAL	49	6	49	460	322		5,538	5,611	836
GRAND TOTAL	22	5	22	677	560		11,820	7,791	4,111
* Index Total	0	0	0	48	25		3,266	1,059	552
Traffic Crime				124	124		620	493	306
Fish and Game Laws				211	211		215	215	4
Marine Violations				8	8		20	18	12

*Not available

Population 2000	Gilliam County Sheriff 1,140			Condon PD** 760			Gilliam County - O.L.C.C.		
	Offenses	Arrests	Cleared	Offenses	Arrests	Cleared	Offenses	Arrests	Cleared
CRIME AGAINST PERSON									
Willful Murder*									
Neg. Homicide									
Forcible Rape*									
Other Sex Crimes									
Kidnapping									
Robbery*									
Aggravated Assault*									
Simple Assault	6	3	4	2	1	2			
2000 TOTAL	6	3	4	2	1	2	0	0	0
1999 TOTAL	9	4	5	2	0	0	0	0	0
CRIME AGAINST PROPERTY									
Burglary*	7			1					
Larceny*	9	2	4						
Motor Vehicle Theft*	3	2	2						
Arson*									
Forgery/Counterfeit	4	2	3						
Fraud	2								
Embezzlement									
Stolen Property									
Vandalism	9								
2000 TOTAL	34	6	9	1	0	0	0	0	0
1999 TOTAL	23	4	3	9	5	5	0	0	0
BEHAVIORAL CRIMES									
Weapon Laws	6	6	6						
Prostitution									
Drug Laws	11	10	11						
Gambling									
Crimes Against Family									
D.U.I.I	18	17	18						
Liquor Laws	8	9	7	1	1	1			
Disorderly Conduct	2	1	1						
All Other	14	4	7						
Curfew									
Runaway Juveniles									
2000 TOTAL	59	47	50	1	1	1	0	0	0
1999 TOTAL	46	29	31	44	23	37	0	0	0
GRAND TOTAL	99	56	63	4	2	3	0	0	0
* Index Total	19	4	6	1	0	0	0	0	0
Traffic Crime	4	2	4						
Fish and Game Laws									
Marine Violations									

**One month reported for 2000

Population 2000	Gilliam County - O.S.P.			Gilliam County Totals 1,900		
	Offenses	Arrests	Cleared*	Offenses	Arrests	Cleared
CRIME AGAINST PERSON						
Willful Murder*				0	0	0
Neg. Homicide				0	0	0
Forcible Rape*				0	0	0
Other Sex Crimes	2	1		2	1	0
Kidnapping				0	0	0
Robbery*				0	0	0
Aggravated Assault*	1			1	0	0
Simple Assault	3			11	4	6
2000 TOTAL	6	1		14	5	6
1999 TOTAL	7	7		18	11	5
CRIME AGAINST PROPERTY						
Burglary*				8	0	0
Larceny*	3			12	2	4
Motor Vehicle Theft*		1		3	3	2
Arson*	2	2		2	2	0
Forgery/Counterfeit	1	1		5	3	3
Fraud				2	0	0
Embezzlement				0	0	0
Stolen Property				0	0	0
Vandalism	4	4		13	4	0
2000 TOTAL	10	8		45	14	9
1999 TOTAL	8	3		40	12	8
BEHAVIORAL CRIMES						
Weapon Laws	1	2		7	8	6
Prostitution				0	0	0
Drug Laws	11	11		22	21	11
Gambling				0	0	0
Crimes Against Family				0	0	0
D.U.I.I	21	21		39	38	18
Liquor Laws	5	5		14	15	8
Disorderly Conduct				2	1	1
All Other	5	3		19	7	7
Curfew				0	0	0
Runaway Juveniles	1			1	0	0
2000 TOTAL	44	42		104	90	51
1999 TOTAL	93	85		183	137	68
GRAND TOTAL	60	51		163	109	66
* Index Total	6	3		26	7	6
Traffic Crime	17	17		21	19	4
Fish and Game Laws	63	63		63	63	0
Marine Violations	7	7		7	7	0

*Not available

Population 2000	Grant County - O.L.C.C.			Grant County - O.S.P.			Grant County Totals 7,950		
	Offenses	Arrests	Cleared	Offenses	Arrests	Cleared*	Offenses	Arrests	Cleared
CRIME AGAINST PERSON									
Willful Murder*							0	0	0
Neg. Homicide							0	0	0
Forcible Rape*				1			2	1	1
Other Sex Crimes				5	2		7	4	1
Kidnapping							0	0	0
Robbery*							0	0	0
Aggravated Assault*				5	4		7	5	2
Simple Assault				5	3		42	44	26
2000 TOTAL	0	0	0	16	9		58	54	30
1999 TOTAL	0	0	0	12	7		58	40	21
CRIME AGAINST PROPERTY									
Burglary*				2	1		27	12	6
Larceny*				8	1		82	17	27
Motor Vehicle Theft*					1		5	7	5
Arson*				1			1	0	0
Forgery/Counterfeit							5	1	1
Fraud				1			38	2	4
Embezzlement							0	0	0
Stolen Property				2	1		3	3	1
Vandalism				1			36	3	6
2000 TOTAL	0	0	0	15	4		197	45	50
1999 TOTAL	0	0	0	6	1		176	29	36
BEHAVIORAL CRIMES									
Weapon Laws				10	6		15	8	4
Prostitution							0	0	0
Drug Laws				11	8		16	25	5
Gambling							0	0	0
Crimes Against Family				6	5		7	9	0
D.U.I.				22	22		49	45	27
Liquor Laws				15	19		31	65	16
Disorderly Conduct				2	1		18	10	11
All Other				13	4		47	18	17
Curfew							0	0	0
Runaway Juveniles							4	0	1
2000 TOTAL	0	0	0	79	65		187	180	81
1999 TOTAL	0	0	0	81	72		523	186	377
GRAND TOTAL	0	0	0	110	78		442	279	161
* Index Total	0	0	0	17	7		124	42	41
Traffic Crime				2	2		22	15	20
Fish and Game Laws				57	57		57	57	0
Marine Violations							0	0	0

*Not available

Population 2000	Harney County Sheriff** 2,900			Burns PD 3,070			Hines PD** 1,630		
	Offenses	Arrests	Cleared	Offenses	Arrests	Cleared	Offenses	Arrests	Cleared
CRIME AGAINST PERSON									
Willful Murder*									
Neg. Homicide									
Forcible Rape*				2					
Other Sex Crimes	2			3	1				
Kidnapping	1								
Robbery*	1	1		3	1				
Aggravated Assault*				4	2	2	5	5	
Simple Assault		3		46	20	12	2	1	
2000 TOTAL	4	4	0	58	24	14	7	6	0
1999 TOTAL	6	4	1	42	20	14	14	6	3
CRIME AGAINST PROPERTY									
Burglary*	5		1	23	3		8	4	
Larceny*	15		1	106	7	17	19	9	1
Motor Vehicle Theft*		1		8	1	2	4	1	
Arson*	2								
Forgery/Counterfeit	1			3	1		2		
Fraud	2			14			24		
Embezzlement									
Stolen Property									
Vandalism	10		1	55	3	3	11		
2000 TOTAL	35	1	3	209	15	22	68	14	1
1999 TOTAL	71	0	10	238	5	32	85	14	13
BEHAVIORAL CRIMES									
Weapon Laws	1	3			1			1	
Prostitution									
Drug Laws	1	1		1	10			2	
Gambling									
Crimes Against Family	1			1	1	1			
D.U.I.I	35	34	35	5	5	5	33	30	33
Liquor Laws		10		13	13	11		3	
Disorderly Conduct	6	6		3	6	2	1	1	
All Other	9	3	2	9	3		21	11	2
Curfew				19	16	19			
Runaway Juveniles				8		2		2	
2000 TOTAL	53	57	37	59	55	40	55	50	35
1999 TOTAL	77	78	58	55	21	31	18	4	7
GRAND TOTAL	92	62	40	326	94	76	130	70	36
* Index Total	23	2	2	146	14	21	36	19	1
Traffic Crime	13	5	13	6	5	6	7	5	7
Fish and Game Laws									
Marine Violations									

**Seven months reported for 2000

*Eleven months reported for 1999

Population 2000	Harney County - O.L.C.C.			Harney County - O.S.P.			Harney County Totals 7,600		
	Offenses	Arrests	Cleared	Offenses	Arrests	Cleared*	Offenses	Arrests	Cleared
CRIME AGAINST PERSON									
Willful Murder*							0	0	0
Neg. Homicide							0	0	0
Forcible Rape*				1			3	0	0
Other Sex Crimes				8	2		13	3	0
Kidnapping							1	0	0
Robbery*							4	2	0
Aggravated Assault*				6			15	7	2
Simple Assault				4	2		52	26	12
2000 TOTAL	0	0	0	19	4		88	38	14
1999 TOTAL	0	0	0	5	2		67	32	18
CRIME AGAINST PROPERTY									
Burglary*				3	1		39	8	1
Larceny*				4	2		144	18	19
Motor Vehicle Theft*					1		12	4	2
Arson*				1	2		3	2	0
Forgery/Counterfeit				1	1		7	2	0
Fraud				1			41	0	0
Embezzlement							0	0	0
Stolen Property					1		0	1	0
Vandalism							76	3	4
2000 TOTAL	0	0	0	10	8		322	38	26
1999 TOTAL	0	0	0	4	1		398	20	55
BEHAVIORAL CRIMES									
Weapon Laws				5	3		6	8	0
Prostitution				1			1	0	0
Drug Laws				14	13		16	26	0
Gambling							0	0	0
Crimes Against Family				1	1		3	2	1
D.U.I.I				48	48		121	117	73
Liquor Laws				16	21		29	47	11
Disorderly Conduct				2	2		12	15	2
All Other				15	13		54	30	4
Curfew				2	1		21	17	19
Runaway Juveniles							8	2	2
2000 TOTAL	0	0	0	104	102		271	264	112
1999 TOTAL	0	0	0	42	41		192	144	96
GRAND TOTAL	0	0	0	133	114		681	340	152
* Index Total	0	0	0	15	6		220	41	24
Traffic Crime				14	14		40	29	26
Fish and Game Laws				51	51		51	51	0
Marine Violations				6	6		6	6	0

*Not available

Population 2000	Hood River County Sheriff 14,580			Hood River PD 5,920			Hood River County - O.L.C.C.		
	Offenses	Arrests	Cleared	Offenses	Arrests	Cleared	Offenses	Arrests	Cleared
CRIME AGAINST PERSON									
Willful Murder*				3					
Neg. Homicide									
Forcible Rape*				14	2	4			
Other Sex Crimes	11	5	3	1					
Kidnapping	1	1	1	4	2	3			
Robbery*	6	2	4	3	5				
Aggravated Assault*	67	49	47	50	39	36			
Simple Assault	86	57	55	75	48	43	0	0	0
2000 TOTAL	92	68	63	80	56	63	0	0	0
1999 TOTAL									
CRIME AGAINST PROPERTY									
Burglary*	65	5	7	31	2	7			
Larceny*	196	20	17	212	36	31			
Motor Vehicle Theft*	11	4	2	14	7	4			
Arson*	3			4	2	3			
Forgery/Counterfeit	14	4	5	23	5	5			
Fraud	30	3	2	17	1	3			
Embezzlement	2	2	2						
Stolen Property					1				
Vandalism	87	10	7	129	16	14			
2000 TOTAL	408	48	42	430	70	67	0	0	0
1999 TOTAL	430	79	79	536	162	171	0	0	0
BEHAVIORAL CRIMES									
Weapon Laws	9	6	8	5	3	5			
Prostitution									
Drug Laws	51	36	43	32	27	21			
Gambling									
Crimes Against Family	5			6		3			
D.U.I.I	124	122	124	112	110	112			
Liquor Laws	36	73	30	22	24	19			
Disorderly Conduct	8	6	7	48	26	31			
All Other	73	66	43	44	27	18			
Curfew	1	1	1	2	1	2			
Runaway Juveniles	13	3	3	19	1	13			
2000 TOTAL	320	313	259	290	219	224	0	0	0
1999 TOTAL	351	387	291	354	255	282	0	0	0
GRAND TOTAL	814	418	356	795	337	334	0	0	0
* Index Total	282	31	30	271	54	48	0	0	0
Traffic Crime	56	32	56	46	26	46			
Fish and Game Laws									
Marine Violations				2	1	2			

Population 2000	Hood River County - O.S.P.			Hood River County Totals 20,500		
	Offenses	Arrests	Cleared*	Offenses	Arrests	Cleared
CRIME AGAINST PERSON						
Willful Murder*				0	0	0
Neg. Homicide				0	0	0
Forcible Rape*				3	0	0
Other Sex Crimes	5	1		30	8	7
Kidnapping				2	1	1
Robbery*				5	2	3
Aggravated Assault*	1			10	7	4
Simple Assault	5	3		122	91	83
2000 TOTAL	11	4		172	109	98
1999 TOTAL	11	5		183	129	126
CRIME AGAINST PROPERTY						
Burglary*				96	7	14
Larceny*	4	1		412	57	48
Motor Vehicle Theft*	2	2		27	13	6
Arson*	3	3		10	5	3
Forgery/Counterfeit	5	3		42	12	10
Fraud				47	4	5
Embezzlement				2	2	2
Stolen Property				0	1	0
Vandalism	7			223	26	21
2000 TOTAL	21	9		859	127	109
1999 TOTAL	15	4		981	245	250
BEHAVIORAL CRIMES						
Weapon Laws	5	5		19	14	13
Prostitution				0	0	0
Drug Laws	47	41		130	104	64
Gambling				0	0	0
Crimes Against Family	3	4		14	4	3
D.U.I.I	46	46		282	278	236
Liquor Laws	18	22		76	119	49
Disorderly Conduct	1	1		57	33	38
All Other	12	8		129	101	61
Curfew				3	2	3
Runaway Juveniles				32	4	16
2000 TOTAL	132	127		742	659	483
1999 TOTAL	144	123		849	765	573
GRAND TOTAL	164	140		1,773	895	690
* Index Total	10	6		563	91	78
Traffic Crime	51	51		153	109	102
Fish and Game Laws	147	147		147	147	0
Marine Violations	9	9		11	10	2

*Not available

Population 2000	Jackson County Sheriff 64,720			Ashland PD 19,610			Butte Falls PD 445			Central Point PD 12,665		
	Offenses	Arrests	Cleared	Offenses	Arrests	Cleared	Offenses	Arrests	Cleared	Offenses	Arrests	Cleared
CRIME AGAINST PERSON												
Willful Murder*	4	2	2									
Neg. Homicide		1										
Forcible Rape*	11	5	5	3	1	1	1	1	1	1		
Other Sex Crimes	68	17	44	25	8	11	1	1	1	32	11	9
Kidnapping	5		3	3		3						
Robbery*	11	10	8	1						2		
Aggravated Assault*	140	79	92	6	5	6	5	3	5	3	3	3
Simple Assault	464	240	311	79	53	55	1	1	1	111	97	86
2000 TOTAL	703	354	465	117	67	76	8	6	8	149	111	98
1999 TOTAL	791	400	563	138	83	101	2	1	1	145	79	81
CRIME AGAINST PROPERTY												
Burglary*	340	70	63	109	10	15	9	10	8	57	9	9
Larceny*	1,394	289	299	749	132	135	11	2	5	425	119	94
Motor Vehicle Theft*	103	17	23	26	10	2	1		1	17	5	6
Arson*	11	5	5	6	1		1			8	8	3
Forgery/Counterfeit	57	14	30	7	3	3				15	8	9
Fraud	145	21	55	74	12	20	2	1	2	16	5	5
Embezzlement	1	1	1	3	2	2						
Stolen Property	13	14	13	2	1	2						
Vandalism	911	95	175	550	38	24	14	1	4	212	40	38
2000 TOTAL	2,975	526	664	1,526	209	203	38	14	20	750	194	164
1999 TOTAL	3,072	535	682	1,648	247	274	26	6	17	618	165	162
BEHAVIORAL CRIMES												
Weapon Laws	36	23	33	8	4	5	5	2	5	23	15	19
Prostitution												
Drug Laws	339	249	267							84	75	80
Gambling												
Crimes Against Family	56	3	13	7	1	1	2	2	2	29	1	3
D.U.I.I	148	130	148	218	208	218	3	3	3	84	70	84
Liquor Laws	40	32	31	199	274	189	3	3	3	56	59	54
Disorderly Conduct	214	36	61	161	40	69	3		3	86	54	64
All Other	1,433	233	388	678	280	314	20	4	16	478	157	175
Curfew	23	10	23	19	7	18				62	21	57
Runaway Juveniles	536		9	87	5	24	1	1	1	94		2
2000 TOTAL	2,825	716	973	1,377	819	838	37	15	33	996	452	538
1999 TOTAL	2,534	698	933	1,548	1,068	1,013	21	3	17	684	353	387
GRAND TOTAL	6,503	1,596	2,102	3,020	1,095	1,117	83	35	61	1,895	757	800
* Index Total	2,014	477	497	900	159	159	28	16	20	513	144	115
Traffic Crime	179	116	179	64	31	64	4	3	4	54	40	54
Fish and Game Laws	6	6	6									
Marine Violations	190	187	190									

Population 2000	Rogue River PD** 1,850			Shady Cove PD 2,340			Talent PD 5,670		
	Offenses	Arrests	Cleared	Offenses	Arrests	Cleared	Offenses	Arrests	Cleared
CRIME AGAINST PERSON									
Willful Murder*									
Neg. Homicide									
Forcible Rape*							1	1	1
Other Sex Crimes	1			3	1	2	3	3	3
Kidnapping				1					
Robbery*							1		
Aggravated Assault*	1	1	1	2	2	1	2		
Simple Assault	12	8	9	18	13	13	47	20	29
2000 TOTAL	14	9	10	24	16	16	54	24	33
1999 TOTAL	4	3	3	20	11	11	57	21	27
CRIME AGAINST PROPERTY									
Burglary*	8			17	3	5	17	2	1
Larceny*	107	19	18	39	10	5	151	4	11
Motor Vehicle Theft*	4	4	1	6	1	2	2	4	
Arson*									
Forgery/Counterfeit				5	1	1	1		
Fraud	27	2	2	11	1		22	1	2
Embezzlement									
Stolen Property									
Vandalism	50	6	7	36	4	7	52	1	2
2000 TOTAL	196	31	28	114	20	20	245	12	16
1999 TOTAL	34	4	4	110	13	12	212	26	17
BEHAVIORAL CRIMES									
Weapon Laws	6	6	6	5	4	5	2		1
Prostitution									
Drug Laws	21	19	21	40	32	39			
Gambling									
Crimes Against Family	3	1	1	3			7	1	1
D.U.I.I	48	43	48	41	30	41	30	30	30
Liquor Laws	10	14	9	18	11	17	9	5	1
Disorderly Conduct	29	6	10	31	5	11	53	1	7
All Other	83	16	22	91	28	44	132	7	16
Curfew				2		1			
Runaway Juveniles	5		1	7			37		
2000 TOTAL	205	105	118	238	110	158	270	44	56
1999 TOTAL	21	8	14	247	122	170	275	68	79
GRAND TOTAL	415	145	156	376	146	194	569	80	105
* Index Total	120	24	20	64	16	13	174	11	13
Traffic Crime	33	16	33	59	41	59	1	1	1
Fish and Game Laws									
Marine Violations									

**Five months reported for 1999

Population 2000	Jackson County - O.L.C.C.			Jackson County - O.S.P.			Jackson County Totals 182,200		
	Offenses	Arrests	Cleared	Offenses	Arrests	Cleared*	Offenses	Arrests	Cleared
CRIME AGAINST PERSON									
Willful Murder*							4	2	2
Neg. Homicide							1	2	1
Forcible Rape*				7	2		53	17	24
Other Sex Crimes				72	19		335	114	143
Kidnapping				3	3		20	4	8
Robbery*				1	1		49	37	26
Aggravated Assault*				12	10		333	235	234
Simple Assault				35	16		1,333	890	954
2000 TOTAL	0	0	0	130	51		2,128	1,301	1,392
1999 TOTAL	0	0	0	56	10		2,143	1,230	1,480
CRIME AGAINST PROPERTY									
Burglary*				4	1		1,028	215	213
Larceny*				15	2		6,366	1,580	1,492
Motor Vehicle Theft*				8	9		392	107	111
Arson*				30	23		107	55	25
Forgery/Counterfeit				5	1		442	129	225
Fraud				8	2		1,007	161	267
Embezzlement							87	48	57
Stolen Property				1	1		32	65	28
Vandalism				9	3		3,511	451	562
2000 TOTAL	0	0	0	80	42		12,972	2,811	2,980
1999 TOTAL	0	0	0	64	32		12,554	2,674	3,033
BEHAVIORAL CRIMES									
Weapon Laws				21	15		220	178	180
Prostitution							3	1	1
Drug Laws				110	98		1,603	1,357	1,322
Gambling							0	0	0
Crimes Against Family				22	19		214	65	66
D.U.I.I				347	347		1,622	1,493	1,275
Liquor Laws	38	11	38	36	42		723	974	641
Disorderly Conduct				9	8		979	513	541
All Other	4	4	4	63	40		4,645	2,491	2,065
Curfew				2	2		360	162	341
Runaway Juveniles							1,299	6	177
2000 TOTAL	42	15	42	610	571		11,668	7,240	6,609
1999 TOTAL	56	15	56	428	355		10,652	7,104	6,392
GRAND TOTAL	42	15	42	820	664		26,768	11,352	10,981
* Index Total	0	0	0	77	48		8,332	2,248	2,127
Traffic Crime				193	193		923	554	730
Fish and Game Laws				154	154		161	161	7
Marine Violations				8	8		198	195	190

*Not available

Population 2000	Jefferson County Sheriff 14,020			Culver PD** 805			Madras PD 5,130		
	Offenses	Arrests	Cleared	Offenses	Arrests	Cleared	Offenses	Arrests	Cleared
CRIME AGAINST PERSON									
Willful Murder*	1	2	1						
Neg. Homicide							2		
Forcible Rape*							27	9	10
Other Sex Crimes	12	2	2	4	3	1			
Kidnapping	5	2	5						
Robbery*	2	1	2	1	2	1	2	2	1
Aggravated Assault*	6	5	5				2	2	2
Simple Assault	140	78	75	3	2	3	104	61	69
2000 TOTAL	166	90	90	8	7	5	137	74	82
1999 TOTAL	144	86	79	0	0	0	137	107	108
CRIME AGAINST PROPERTY									
Burglary*	75	7	7	2			64	5	5
Larceny*	165	36	29	6	1	5	246	85	82
Motor Vehicle Theft*	6	2	1	1			26	16	14
Arson*	4	1	1	1			3	1	1
Forgery/Counterfeit	6		1				22	11	10
Fraud	10	2	3	1			46	9	11
Embezzlement							2	1	1
Stolen Property					5				
Vandalism	91	2	15	11	2	3	101	13	17
2000 TOTAL	357	50	57	22	8	8	510	141	141
1999 TOTAL	317	51	44	0	0	0	577	265	238
BEHAVIORAL CRIMES									
Weapon Laws	12	6	7	1	2	1	5	3	4
Prostitution									
Drug Laws	58	64	53	2	1	2	56	37	54
Gambling									
Crimes Against Family	7	1		3	2	3	11	1	1
D.U.I.I	65	63	65				114	102	114
Liquor Laws	40	59	39	3	8	2	37	45	37
Disorderly Conduct	176	115	80	2	2	2	106	54	72
All Other	208	90	85	6	2	5	53	29	38
Curfew	4	3	4				31	20	32
Runaway Juveniles	30	12	17	1	1	1	37	29	34
2000 TOTAL	600	413	350	18	18	16	450	320	386
1999 TOTAL	514	381	308	0	0	0	582	490	527
GRAND TOTAL	1,123	553	497	48	33	29	1,097	535	609
* Index Total	259	54	46	11	3	6	345	111	105
Traffic Crime	59	35	59	1	1	1	149	73	149
Fish and Game Laws									
Marine Violations	7	7	7						

** Eleven months reported for 2000

Population 2000	Jefferson County - O.L.C.C.			Jefferson County - O.S.P.			Jefferson County Totals 19,150		
	Offenses	Arrests	Cleared	Offenses	Arrests	Cleared*	Offenses	Arrests	Cleared
CRIME AGAINST PERSON									
Willful Murder*							1	2	1
Neg. Homicide							0	0	0
Forcible Rape*				1			3	0	0
Other Sex Crimes				1			44	14	13
Kidnapping							5	2	5
Robbery*							5	5	4
Aggravated Assault*				2	1		10	8	7
Simple Assault				5	4		252	145	147
2000 TOTAL	0	0	0	9	5		320	176	177
1999 TOTAL	0	0	0	7	1		288	194	187
CRIME AGAINST PROPERTY									
Burglary*							141	12	12
Larceny*				3	1		420	123	116
Motor Vehicle Theft*				5	5		38	23	15
Arson*				9			17	2	2
Forgery/Counterfeit				2	1		30	12	11
Fraud				1			58	11	14
Embezzlement							2	1	1
Stolen Property				1			1	5	0
Vandalism				1			204	17	35
2000 TOTAL	0	0	0	22	7		911	206	206
1999 TOTAL	0	0	0	5	1		899	317	282
BEHAVIORAL CRIMES									
Weapon Laws				4	2		22	13	12
Prostitution							0	0	0
Drug Laws				19	18		135	120	109
Gambling							0	0	0
Crimes Against Family							21	4	4
D.U.I.				60	60		239	225	179
Liquor Laws	5	5	5	20	19		105	136	83
Disorderly Conduct				1			285	171	154
All Other				6	3		273	124	128
Curfew							35	23	36
Runaway Juveniles							68	42	52
2000 TOTAL	5	5	5	110	102		1,183	858	757
1999 TOTAL	16	5	16	87	74		1,199	950	851
GRAND TOTAL	5	5		141	114		2,414	1,240	1,140
* Index Total	0	0		20	7		635	175	157
Traffic Crime				64	64		273	173	209
Fish and Game Laws				60	60		60	60	0
Marine Violations				3	3		10	10	7

*Not available

Population 2000	Josephine County Sheriff 52,880			Grants Pass PD 23,170			Josephine County - O.L.C.C.		
	Offenses	Arrests	Cleared	Offenses	Arrests	Cleared	Offenses	Arrests	Cleared
CRIME AGAINST PERSON									
Willful Murder*									
Neg. Homicide									
Forcible Rape*	6	1	2	7	1	1			
Other Sex Crimes	47	3	3	45	8	14			
Kidnapping	4	1	1	2		1			
Robbery*	8	6	4	33	21	17			
Aggravated Assault*	34	24	21	13	8	5			
Simple Assault	219	134	137	348	170	167			
2000 TOTAL	318	169	168	448	208	205	0	0	0
1999 TOTAL	425	241	213	414	158	137	0	0	0
CRIME AGAINST PROPERTY									
Burglary*	283	41	30	228	30	20			
Larceny*	600	53	54	1,544	334	309			
Motor Vehicle Theft*	114	23	19	127	24	15			
Arson*	4			2	2				
Forgery/Counterfeit	18	3	4	77	18	22			
Fraud	51	2	27	85	7	11			
Embezzlement									
Stolen Property	5	2	4	5	2	2			
Vandalism	267	19	24	705	59	70			
2000 TOTAL	1,342	143	162	2,773	476	449	0	0	0
1999 TOTAL	1,481	165	160	2,843	506	444	0	0	0
BEHAVIORAL CRIMES									
Weapon Laws	31	15	20	42	14	19			
Prostitution				1	1	1			
Drug Laws	183	117	113	329	175	237			
Gambling									
Crimes Against Family	7	1	1	23	2	2			
D.U.I.I	234	210	234	328	296	327			
Liquor Laws	48	46	36	236	283	183	15		15
Disorderly Conduct	53	33	36	223	62	89			
All Other	420	166	152	458	196	226			
Curfew				171	102	171			
Runaway Juveniles	177	28	85	232	85	166			
2000 TOTAL	1,153	616	677	2,043	1,216	1,421	15	0	15
1999 TOTAL	1,040	654	634	2,004	1,159	1,104	24	4	24
GRAND TOTAL	2,813	928	1,007	5,264	1,900	2,075	15	0	15
* Index Total	1,049	148	130	1,954	420	367	0	0	0
Traffic Crime	144	95	144	213	114	213			
Fish and Game Laws									
Marine Violations	1	1	1						

Population 2000	Josephine County - O.S.P.			Josephine County Totals 76,050		
	Offenses	Arrests	Cleared*	Offenses	Arrests	Cleared
CRIME AGAINST PERSON						
Willful Murder*				0	0	0
Neg. Homicide				0	0	0
Forcible Rape*	6			19	2	3
Other Sex Crimes	44			136	11	17
Kidnapping	3	1		9	2	2
Robbery*				41	27	21
Aggravated Assault*	7	4		54	36	26
Simple Assault	34	15		601	319	304
2000 TOTAL	94	20		860	397	373
1999 TOTAL	76	8		915	407	350
CRIME AGAINST PROPERTY						
Burglary*	1			512	71	50
Larceny*	6	3		2,150	390	363
Motor Vehicle Theft*	7	6		248	53	34
Arson*	13	12		19	14	0
Forgery/Counterfeit	3	2		98	23	26
Fraud				136	9	38
Embezzlement				0	0	0
Stolen Property	1	1		11	5	6
Vandalism	8	6		980	84	94
2000 TOTAL	39	30		4,154	649	611
1999 TOTAL	32	16		4,356	687	604
BEHAVIORAL CRIMES						
Weapon Laws	19	16		92	45	39
Prostitution				1	1	1
Drug Laws	79	67		591	359	350
Gambling				0	0	0
Crimes Against Family	15	12		45	15	3
D.U.I.	235	235		797	741	561
Liquor Laws	19	19		318	348	234
Disorderly Conduct	4	4		280	99	125
All Other	25	11		903	373	378
Curfew	1	1		172	103	171
Runaway Juveniles	1			410	113	251
2000 TOTAL	398	365		3,609	2,197	2,113
1999 TOTAL	283	268		3,351	2,085	1,762
GRAND TOTAL	531	415		8,623	3,243	3,097
* Index Total	40	25		3,043	593	497
Traffic Crime	109	109		466	318	357
Fish and Game Laws	58	58		58	58	0
Marine Violations	1	1		2	2	1

*Not available

Population 2000	Klamath County Sheriff 44,390			Klamath Falls PD 19,510			Klamath County - O.L.C.C.		
	Offenses	Arrests	Cleared	Offenses	Arrests	Cleared	Offenses	Arrests	Cleared
CRIME AGAINST PERSON									
Willful Murder*	2	2	2						
Neg. Homicide									
Forcible Rape*	10			13	1	1			
Other Sex Crimes	20	1	1	47	16	18			
Kidnapping	6	2	1	5	2	3			
Robbery*	12	7	2	19	13	9			
Aggravated Assault*	60	29	27	74	25	33			
Simple Assault	278	135	130	165	88	103			
2000 TOTAL	388	176	163	323	145	167	0	0	0
1999 TOTAL	294	144	127	414	231	209	0	0	0
CRIME AGAINST PROPERTY									
Burglary*	288	29	23	194	36	35			
Larceny*	665	107	91	454	226	194			
Motor Vehicle Theft*	65	10	9	45	8	10			
Arson*	6	1	1	9	2	2			
Forgery/Counterfeit	40	1	1	36	5	6			
Fraud	66	3	3	128	23	25			
Embezzlement									
Stolen Property		2		4	1	1			
Vandalism	413	18	14	104	52	53			
2000 TOTAL	1,543	171	142	974	353	326	0	0	0
1999 TOTAL	1,286	200	156	950	414	353	0	0	0
BEHAVIORAL CRIMES									
Weapon Laws	7	3	2	29	15	24			
Prostitution									
Drug Laws	74	64	47	176	101	103			
Gambling									
Crimes Against Family	19	1	1	14	4	4			
D.U.I.I	83	75	83	141	127	141			
Liquor Laws	25	71	17	18	14	13	3	3	3
Disorderly Conduct	151	63	54	228	132	119			
All Other	189	81	68	209	136	148			
Curfew				2		2			
Runaway Juveniles	93	95	93	1	1	1			
2000 TOTAL	641	453	365	818	530	555	3	3	3
1999 TOTAL	548	425	361	768	539	513	25	13	25
GRAND TOTAL	2,572	800	670	2,115	1,028	1,048	3	3	3
* Index Total	1,108	185	155	808	311	284	0	0	0
Traffic Crime	65	34	65	90	63	90			
Fish and Game Laws									
Marine Violations	1	1	1						

Population 2000	Klamath County - O.S.P.			Klamath County Totals 63,900		
	Offenses	Arrests	Cleared*	Offenses	Arrests	Cleared
CRIME AGAINST PERSON						
Willful Murder*				2	2	2
Neg. Homicide				0	0	0
Forcible Rape*	16			39	1	1
Other Sex Crimes	78	10		145	27	19
Kidnapping	5	4		16	8	4
Robbery*	2	2		33	22	11
Aggravated Assault*	27	6		161	60	60
Simple Assault	60	43		503	266	233
2000 TOTAL	188	65		899	386	330
1999 TOTAL	174	17		882	392	336
CRIME AGAINST PROPERTY						
Burglary*	11	6		493	71	58
Larceny*	29	16		1,148	349	285
Motor Vehicle Theft*	11	6		121	24	19
Arson*	10	7		25	10	3
Forgery/Counterfeit	7	4		83	10	7
Fraud	6	10		200	36	28
Embezzlement				0	0	0
Stolen Property	3	1		7	4	1
Vandalism	7	4		524	74	67
2000 TOTAL	84	54		2,601	578	468
1999 TOTAL	76	13		2,312	627	509
BEHAVIORAL CRIMES						
Weapon Laws	40	33		76	51	26
Prostitution	1	1		1	1	0
Drug Laws	180	148		430	313	150
Gambling	1			1	0	0
Crimes Against Family	16	6		49	11	5
D.U.I.	443	443		667	645	224
Liquor Laws	71	79		117	167	33
Disorderly Conduct	21	14		400	209	173
All Other	89	62		487	279	216
Curfew	1	1		3	1	2
Runaway Juveniles	3	2		97	98	94
2000 TOTAL	866	789		2,328	1,775	923
1999 TOTAL	802	521		2,143	1,498	899
GRAND TOTAL	1,138	908		5,828	2,739	1,721
* Index Total	106	43		2,022	539	439
Traffic Crime	121	121		276	218	155
Fish and Game Laws	152	152		152	152	0
Marine Violations	7	7		8	8	1

*Not available

Population 2000	Lake County - O.S.P.			Lake County Totals 7,450		
	Offenses	Arrests	Cleared*	Offenses	Arrests	Cleared
CRIME AGAINST PERSON						
Willful Murder*				0	0	0
Neg. Homicide				1	2	1
Forcible Rape*	1	1		2	2	1
Other Sex Crimes	8	6		22	9	2
Kidnapping	2	1		2	1	0
Robbery*				1	1	1
Aggravated Assault*	2	3		23	16	15
Simple Assault	11	8		39	27	21
2000 TOTAL	24	19		90	58	41
1999 TOTAL	7	0		48	32	24
CRIME AGAINST PROPERTY						
Burglary*	1			31	11	8
Larceny*	3	2		108	25	22
Motor Vehicle Theft*	1	1		16	10	8
Arson*				3	0	0
Forgery/Counterfeit				4	0	0
Fraud	1	1		2	2	1
Embezzlement				0	0	0
Stolen Property				0	0	0
Vandalism	1			53	6	12
2000 TOTAL	7	4		217	54	51
1999 TOTAL	11	1		141	31	31
BEHAVIORAL CRIMES						
Weapon Laws				10	4	6
Prostitution				0	0	0
Drug Laws	1	1		36	18	21
Gambling				0	0	0
Crimes Against Family				9	6	6
D.U.I.	19	19		66	64	47
Liquor Laws				27	37	24
Disorderly Conduct	3	2		59	42	42
All Other	10	7		42	30	21
Curfew				0	0	0
Runaway Juveniles				5	0	1
2000 TOTAL	33	29		254	201	168
1999 TOTAL	36	29		202	160	119
GRAND TOTAL	64	52		561	313	260
* Index Total	8	7		184	65	55
Traffic Crime	4	4		17	16	13
Fish and Game Laws	89	89		90	90	1
Marine Violations	16	16		16	16	0

*Not available

Population 2000	Lane County - O.L.C.C.			Lane County - O.S.P.			Lane County Totals 323,950		
	Offenses	Arrests	Cleared	Offenses	Arrests	Cleared*	Offenses	Arrests	Cleared
CRIME AGAINST PERSON									
Willful Murder*							7	25	8
Neg. Homicide							1	6	0
Forcible Rape*				8	2		106	26	39
Other Sex Crimes				61	10		509	233	247
Kidnapping				1	1		59	19	29
Robbery*				3	2		279	174	105
Aggravated Assault*				29	14		625	392	383
Simple Assault				110	75		2,740	1,884	1,904
2000 TOTAL	0	0	0	212	104		4,326	2,759	2,715
1999 TOTAL	0	0	0	186	80		4,233	2,358	2,422
CRIME AGAINST PROPERTY									
Burglary*				42	12		2,944	532	355
Larceny*				87	16		12,926	3,156	2,729
Motor Vehicle Theft*				35	15		1,545	364	365
Arson*				60	40		271	85	35
Forgery/Counterfeit				16	6		1,643	407	705
Fraud				10	4		1,092	152	425
Embezzlement							11	3	6
Stolen Property				10	8		119	85	95
Vandalism				27	16		4,424	627	672
2000 TOTAL	0	0	0	287	117		24,975	5,411	5,387
1999 TOTAL	0	0	0	215	86		24,779	5,229	5,210
BEHAVIORAL CRIMES									
Weapon Laws				38	33		323	278	250
Prostitution				1	1		120	136	115
Drug Laws				235	216		3,093	3,193	2,651
Gambling							0	0	0
Crimes Against Family				51	43		246	116	111
D.U.I.I				722	722		2,071	1,914	1,349
Liquor Laws	125	43	125	90	100		2,369	3,639	2,246
Disorderly Conduct	3		3	36	32		1,020	756	809
All Other	87	83	87	232	178		4,973	3,600	3,198
Curfew							270	146	270
Runaway Juveniles				13			674	65	534
2000 TOTAL	215	126	215	1,418	1,325		15,159	13,843	11,533
1999 TOTAL	197	175	197	1,129	1,035		14,573	13,482	10,982
GRAND TOTAL	215	126	215	1,917	1,546		44,460	22,013	19,635
* Index Total	0	0	0	264	101		18,703	4,754	4,019
Traffic Crime				259	259		2,597	1,861	2,338
Fish and Game Laws				413	413		413	413	0
Marine Violations				27	27		27	27	0

*Not available

Population 2000	Lincoln County - O.L.C.C.			Lincoln County - O.S.P.			Lincoln County Totals 44,600		
	Offenses	Arrests	Cleared	Offenses	Arrests	Cleared*	Offenses	Arrests	Cleared
CRIME AGAINST PERSON									
Willful Murder*							1	0	0
Neg. Homicide							0	0	0
Forcible Rape*				1			11	1	4
Other Sex Crimes				7	1		117	31	38
Kidnapping				3	2		7	3	3
Robbery*							24	11	9
Aggravated Assault*				5	3		113	36	53
Simple Assault				13	13		355	266	229
2000 TOTAL	0	0	0	29	19		628	348	336
1999 TOTAL	0	0	0	35	11		646	386	352
CRIME AGAINST PROPERTY									
Burglary*				4	1		500	67	65
Larceny*				34	7		1,595	337	392
Motor Vehicle Theft*				6			102	19	25
Arson*				4	2		14	5	3
Forgery/Counterfeit				4	3		85	17	143
Fraud				2	1		88	13	120
Embezzlement							2	0	0
Stolen Property				1			22	15	7
Vandalism				6	2		764	60	108
2000 TOTAL	0	0	0	61	16		3,172	533	863
1999 TOTAL	0	0	0	61	11		3,432	581	659
BEHAVIORAL CRIMES									
Weapon Laws				3	2		44	17	23
Prostitution							0	0	0
Drug Laws				31	29		161	153	116
Gambling							0	0	0
Crimes Against Family				12	6		62	13	14
D.U.I.				118	118		489	469	371
Liquor Laws	2	1	2	26	25		217	359	168
Disorderly Conduct	1		1	7	5		290	130	168
All Other	1	1	1	41	21		963	489	521
Curfew							25	16	25
Runaway Juveniles							206	49	138
2000 TOTAL	4	2	4	238	206		2,457	1,695	1,544
1999 TOTAL	23	3	23	245	191		2,445	1,650	1,478
GRAND TOTAL	4	2	4	328	241		6,257	2,576	2,743
* Index Total	0	0	0	54	13		2,360	476	551
Traffic Crime				74	74		342	255	268
Fish and Game Laws				365	365		366	366	1
Marine Violations				10	10		10	10	0

*Not available

Population 2000	Linn County - O.L.C.C.			Linn County - O.S.P.			Linn County Totals 103,350		
	Offenses	Arrests	Cleared	Offenses	Arrests	Cleared*	Offenses	Arrests	Cleared
CRIME AGAINST PERSON									
Willful Murder*							2	0	0
Neg. Homicide							0	0	0
Forcible Rape*				2			28	19	12
Other Sex Crimes				19	2		187	113	93
Kidnapping				1			23	6	11
Robbery*							37	23	17
Aggravated Assault*				12	3		137	86	90
Simple Assault				23	14		1,003	620	661
2000 TOTAL	0	0	0	57	19		1,417	867	884
1999 TOTAL	0	0	0	50	10		1,316	807	799
CRIME AGAINST PROPERTY									
Burglary*				2	2		831	121	87
Larceny*				11	6		4,063	628	636
Motor Vehicle Theft*				10	8		346	86	81
Arson*				10	12		42	21	9
Forgery/Counterfeit				7	4		254	66	70
Fraud				1	1		151	23	26
Embezzlement							2	1	1
Stolen Property							6	3	2
Vandalism				3	1		1,542	154	203
2000 TOTAL	0	0	0	44	34		7,237	1,103	1,115
1999 TOTAL	0	0	0	26	21		7,291	1,206	1,311
BEHAVIORAL CRIMES									
Weapon Laws				17	14		133	74	74
Prostitution							3	3	0
Drug Laws				185	178		625	428	259
Gambling							0	0	0
Crimes Against Family				16	16		149	40	48
D.U.I.I				378	378		1,019	988	641
Liquor Laws	29	1	29	31	31		368	515	306
Disorderly Conduct				8	9		1,286	320	524
All Other				68	49		3,828	980	1,969
Curfew							180	119	180
Runaway Juveniles							143	325	112
2000 TOTAL	29	1	29	703	675		7,734	3,792	4,113
1999 TOTAL	8	1	8	412	393		6,666	3,759	3,506
GRAND TOTAL	29	1	29	804	728		16,388	5,762	6,112
* Index Total	0	0	0	47	31		5,486	984	932
Traffic Crime				130	130		630	445	500
Fish and Game Laws				41	41		44	44	3
Marine Violations				10	10		17	17	7

*Not available

Population 2000	Malheur County Sheriff 15,545			Nyssa PD** 3,185			Ontario PD 11,030			Vale PD 1,990		
	Offenses	Arrests	Cleared	Offenses	Arrests	Cleared	Offenses	Arrests	Cleared	Offenses	Arrests	Cleared
CRIME AGAINST PERSON												
Willful Murder*												
Neg. Homicide												
Forcible Rape*	3	3	1				2					
Other Sex Crimes	15		2	3	2	2	41	2	3	3	1	
Kidnapping	1				4		1					
Robbery*	1	1	1				12	6	5	1		
Aggravated Assault*	4	3	3	13	20	5	23	14	10			
Simple Assault	29	24	20	10	8	3	140	77	70	11	5	
2000 TOTAL	53	31	27	26	34	10	219	99	88	15	6	0
1999 TOTAL	51	25	25	32	29	21	180	81	77	11	6	2
CRIME AGAINST PROPERTY												
Burglary*	45	12	7	17	3	1	122	10	9	19	2	
Larceny*	87	8	10	62	30	19	629	191	155	49	8	
Motor Vehicle Theft*	15	6		10	4	3	34	11	6	9	1	
Arson*	4	1		1			2					
Forgery/Counterfeit	2	1		3	2		26	6	6			
Fraud	2			1			16	4	2	1		
Embezzlement							12	1	2			
Stolen Property	1			1	1	1						
Vandalism	41	7	4	38	4	2	338	51	46	11	4	
2000 TOTAL	197	35	21	133	44	26	1,179	274	226	89	15	0
1999 TOTAL	175	20	16	174	57	50	951	287	221	74	29	4
BEHAVIORAL CRIMES												
Weapon Laws	5	1		5	7		7	11	6			
Prostitution												
Drug Laws	46	16	13	9	11	2	92	54	44	14	10	1
Gambling												
Crimes Against Family	6	1	1	1	1		37	7	7	4		
D.U.I.I	39	39	39	30	29	30	70	63	70	11	11	11
Liquor Laws	39	86	40	21	27	2	78	131	75	11	8	
Disorderly Conduct	26	20	17	13	18	1	283	189	145	3	3	
All Other	84	56	60	26	20	1	1,104	398	359	14	7	
Curfew				3	3	3	105	75	105	11	11	11
Runaway Juveniles	20	3	1	17			119	50	44	9	2	
2000 TOTAL	265	222	171	125	116	39	1,895	978	855	77	52	23
1999 TOTAL	364	232	250	182	175	146	1,325	762	619	64	42	18
GRAND TOTAL	515	288	219	284	194	75	3,293	1,351	1,169	181	73	23
* Index Total	159	34	22	103	57	28	824	232	185	78	11	0
Traffic Crime	14	13	14	15	9	15	53	31	53	4	4	4
Fish and Game Laws	2	2	2									
Marine Violations												

**Eight months reported for 2000

Population 2000	Malheur County - O.L.C.C.			Malheur County - O.S.P.			Malheur County Totals 31,750		
	Offenses	Arrests	Cleared	Offenses	Arrests	Cleared*	Offenses	Arrests	Cleared
CRIME AGAINST PERSON									
Willful Murder*							0	0	0
Neg. Homicide							0	0	0
Forcible Rape*				1	1		6	4	1
Other Sex Crimes				10			72	5	7
Kidnapping							2	4	0
Robbery*							14	7	6
Aggravated Assault*				20			60	37	18
Simple Assault				26	14		216	128	93
2000 TOTAL	0	0	0	57	15		370	185	125
1999 TOTAL	0	0	0	52	15		326	156	125
CRIME AGAINST PROPERTY									
Burglary*				2			205	27	17
Larceny*				6	3		833	240	184
Motor Vehicle Theft*				4			72	22	9
Arson*				2	2		9	3	0
Forgery/Counterfeit							31	9	6
Fraud							20	4	2
Embezzlement							12	1	2
Stolen Property				1	1		3	2	1
Vandalism				4	1		432	67	52
2000 TOTAL	0	0	0	19	7		1,617	375	273
1999 TOTAL	0	0	0	34	19		1,408	412	291
BEHAVIORAL CRIMES									
Weapon Laws				4	2		21	21	6
Prostitution							0	0	0
Drug Laws				24	21		185	112	60
Gambling				1			1	0	0
Crimes Against Family				2	1		50	10	8
D.U.I.I				119	119		269	261	150
Liquor Laws	13	6	13	27	29		189	287	130
Disorderly Conduct					1		325	231	163
All Other				38	14		1,266	495	420
Curfew				3	1		122	90	119
Runaway Juveniles				4	4		169	59	45
2000 TOTAL	13	6	13	222	192		2,597	1,566	1,101
1999 TOTAL	13	0	13	248	221		2,196	1,432	1,046
GRAND TOTAL	13	6	13	298	214		4,584	2,126	1,499
* Index Total	0	0	0	35	6		1,199	340	235
Traffic Crime				39	39		125	96	86
Fish and Game Laws				96	96		98	98	2
Marine Violations				4	4		4	4	0

*Not available

Population 2000	Marion County Sheriff 86,760			Aumsville PD 3,050			Aurora PD 660			Gervais PD** 2,045		
	Offenses	Arrests	Cleared	Offenses	Arrests	Cleared	Offenses	Arrests	Cleared	Offenses	Arrests	Cleared
CRIME AGAINST PERSON												
Willful Murder*	3	1	2									
Neg. Homicide	1											
Forcible Rape*	19	3	1							1		1
Other Sex Crimes	122	18	11									
Kidnapping	4		1									
Robbery*	24	12	7									
Aggravated Assault*	316	14	154		2			1				
Simple Assault	284	273	123		7		4	1	4	5	4	1
2000 TOTAL	773	321	299	0	9	0	4	2	4	6	4	2
1999 TOTAL	794	293	282	3	5	0	0	0	0	6	6	2
CRIME AGAINST PROPERTY												
Burglary*	526	52	37	2	2		2			4		2
Larceny*	2,096	156	123	25	2		21	1	1	15	4	7
Motor Vehicle Theft*	368	44	24		3			1		1	1	1
Arson*	3	3									1	
Forgery/Counterfeit	145	51	53	1			1					
Fraud	187	14	18	2								
Embezzlement												
Stolen Property	8	5	6	3								
Vandalism	866	64	84	25			16	2	2	14	1	1
2000 TOTAL	4,199	389	345	58	7	0	40	4	3	34	7	11
1999 TOTAL	4,746	449	422	85	11	0	41	0	0	33	11	8
BEHAVIORAL CRIMES												
Weapon Laws	77	21	26		2		3	3	1		1	
Prostitution	1	2	1									
Drug Laws	344	231	187		5		16	8	10		7	
Gambling												
Crimes Against Family	31	20	18	2	3					1		1
D.U.I.	9	8	9	22	22	22	29	29	29	26	25	26
Liquor Laws	182	132	82		14		5		2		3	
Disorderly Conduct	140	53	34	1	2							
All Other	1,249	273	130	45	6		19	9	3	39	7	5
Curfew	19	9	19									
Runaway Juveniles	389	3	5	19	5					1		1
2000 TOTAL	2,441	752	511	89	59	22	72	49	45	67	43	33
1999 TOTAL	2,633	724	537	112	36	13	22	11	11	63	54	33
GRAND TOTAL	7,413	1,462	1,155	147	75	22	116	55	52	107	54	46
* Index Total	3,355	285	348	27	9	0	23	3	1	20	5	10
Traffic Crime	37	6	37	11	6	11	30	18	30	39	19	39
Fish and Game Laws	1	1	1									
Marine Violations												

**Ten months reported for 2000

Population 2000	Hubbard PD** 2,500			Keizer PD 32,515			Mt. Angel PD** 3,130			Salem PD (Marion County) 119,790		
	Offenses	Arrests	Cleared	Offenses	Arrests	Cleared	Offenses	Arrests	Cleared	Offenses	Arrests	Cleared
CRIME AGAINST PERSON												
Willful Murder*										4	4	2
Neg. Homicide												
Forcible Rape*	1			4	1		1		1	68	15	21
Other Sex Crimes	8			59	10	16	2			248	84	109
Kidnapping	1			6	2	2	2	1	2	42	15	29
Robbery*				10	2	2	2	1	2	164	85	84
Aggravated Assault*	7		2	16	7	11	2	1	1	75	46	48
Simple Assault	9	7	1	192	76	150	27	11	24	1,368	712	1,022
2000 TOTAL	26	7	3	287	98	181	36	14	30	1,969	961	1,315
1999 TOTAL	43	19	0	297	132	208	22	12	16	1,833	944	1,166
CRIME AGAINST PROPERTY												
Burglary*	5	1	1	160	25	29	5	3	2	1,122	128	136
Larceny*	51	5	1	1,053	131	225	75	6	23	7,160	1,280	1,556
Motor Vehicle Theft*	6	2		99	22	33	9	2	4	747	127	131
Arson*				4	5	1	1	1	1	19	13	7
Forgery/Counterfeit	6	1		123	28	30	2		1	835	266	407
Fraud	7			90	12	42	10		5	525	94	220
Embezzlement										4	3	4
Stolen Property	2			6	5	6				81	58	77
Vandalism	44	1	3	466	41	153	49	12	14	2,728	274	495
2000 TOTAL	121	10	5	2,001	269	519	151	24	50	13,221	2,243	3,033
1999 TOTAL	154	9	0	1,821	198	360	89	24	33	12,251	2,313	2,702
BEHAVIORAL CRIMES												
Weapon Laws	4	2	2	27	20	26	2	2	2	162	93	145
Prostitution				2	4	2				21	28	20
Drug Laws	15	11	4	120	107	106	6	3	6	920	907	898
Gambling												
Crimes Against Family	6	2	2	15	9	9	2		2	114	70	95
D.U.I.	72	65	72	182	175	182	28	27	28	488	436	488
Liquor Laws	11	14	3	104	102	103	6	9	6	677	250	467
Disorderly Conduct	4	1		87	52	85	22	4	22	545	238	347
All Other	79	16	9	763	210	717	87	12	86	3,251	1,279	1,617
Curfew	5	4	5	130	110	130	4	4	4	585	467	585
Runaway Juveniles	7		1	162	5	126	13	7	13	600	223	400
2000 TOTAL	203	115	98	1,592	794	1,486	170	68	169	7,363	3,991	5,062
1999 TOTAL	268	147	107	1,376	531	1,239	146	67	144	7,285	3,879	4,676
GRAND TOTAL	350	132	106	3,880	1,161	2,186	357	106	249	22,553	7,195	9,410
* Index Total	70	8	4	1,346	193	301	95	14	34	9,359	1,698	1,985
Traffic Crime	108	61	108	624	487	624	91	81	91	1,046	680	1,046
Fish and Game Laws												
Marine Violations												

**Four months reported for 2000

**Ten months reported for 1999

Population 2000	Marion County - O.L.C.C.			Marion County - O.S.P.			Marion County Totals 286,300			Salem PD Total (Marion&Polk) 137,785		
	Offenses	Arrests	Cleared	Offenses	Arrests	Cleared*	Offenses	Arrests	Cleared	Offenses	Arrests	Cleared
CRIME AGAINST PERSON												
Willful Murder*							8	5	4	5	4	3
Neg. Homicide							1	0	0			
Forcible Rape*				6	1		117	25	31	73	15	21
Other Sex Crimes				68	2		581	125	166	268	90	115
Kidnapping				2			66	21	42	44	15	30
Robbery*							223	110	105	180	93	91
Aggravated Assault*				52	14		502	93	238	81	49	49
Simple Assault				97	53		2,300	1,370	1,594	1,484	776	1,113
2000 TOTAL	0	0	0	225	70		3,798	1,749	2,180	2,135	1,042	1,422
1999 TOTAL	0	0	0	298	40		3,707	1,665	1,987	1,982	1,027	1,258
CRIME AGAINST PROPERTY												
Burglary*				14	2		2,144	276	282	2,753	143	150
Larceny*				76	22		12,162	1,940	2,492	7,721	1,324	1,640
Motor Vehicle Theft*				21	7		1,388	238	247	790	132	137
Arson*				31	22		69	60	12	21	13	7
Forgery/Counterfeit				23	14		1,376	412	594	870	279	425
Fraud				10	4		982	140	348	547	97	225
Embezzlement							15	8	11	4	3	4
Stolen Property				4	3		112	83	94	88	60	81
Vandalism				17	5		5,161	450	1,024	2,981	294	535
2000 TOTAL	0	0	0	196	79		23,409	3,607	5,104	15,775	2,345	3,204
1999 TOTAL	0	0	0	164	67		22,579	3,566	4,478	13,147	2,417	2,831
BEHAVIORAL CRIMES												
Weapon Laws				57	23		358	184	225	171	98	153
Prostitution							25	34	24	23	28	20
Drug Laws				231	191		1,862	1,626	1,381	953	944	929
Gambling							0	0	0			
Crimes Against Family				16	11		229	121	159	129	77	101
D.U.I.				818	818		1,921	1,838	1,103	514	460	514
Liquor Laws	79	5	79	34	33		1,259	701	882	723	268	495
Disorderly Conduct	1		1	17	12		976	415	602	590	250	371
All Other	10	5	10	194	70		7,632	2,147	4,117	3,571	1,357	1,754
Curfew							821	655	821	598	473	598
Runaway Juveniles				1	1		1,387	330	713	676	246	439
2000 TOTAL	90	10	90	1,368	1,159		16,470	8,051	10,027	7,948	4,201	5,374
1999 TOTAL	54	5	54	1,264	1,033		16,114	7,407	9,107	7,746	4,065	4,880
GRAND TOTAL	90	10	90	1,789	1,308		43,677	13,407	17,311	25,858	7,588	10,000
* Index Total	0	0	0	200	68		16,613	2,747	3,411	11,624	1,773	2,098
Traffic Crime				417	417		2,834	2,064	2,417	1,086	701	1,086
Fish and Game Laws				90	90		91	91	1			
Marine Violations				6	6		6	6	0			

*Not available

Population 2000	Morrow County Sheriff 6,795			Boardman PD** 2,910			Heppner PD 1,395		
	Offenses	Arrests	Cleared	Offenses	Arrests	Cleared	Offenses	Arrests	Cleared
CRIME AGAINST PERSON									
Willful Murder*		1							
Neg. Homicide									
Forcible Rape*	3	1							
Other Sex Crimes	20	2	1	1	1		2	1	1
Kidnapping	1						1		
Robbery*	1								
Aggravated Assault*	43	15	10						
Simple Assault	84	18	9	11	8	8	7	6	5
2000 TOTAL	152	37	20	12	9	8	10	7	6
1999 TOTAL	149	60	55	21	14	17	18	14	13
CRIME AGAINST PROPERTY									
Burglary*	65	5	2	11	2	1	19	5	10
Larceny*	153	20	12	37		5	24	9	11
Motor Vehicle Theft*	12	3	2	1					
Arson*	2						1	1	1
Forgery/Counterfeit	4						6		
Fraud	57			5		1	9		
Embezzlement									
Stolen Property	2								
Vandalism	92	5	1	27	3	2	28	2	3
2000 TOTAL	387	33	17	81	5	9	87	17	25
1999 TOTAL	431	26	36	125	15	21	98	20	13
BEHAVIORAL CRIMES									
Weapon Laws	6	3		2	1	1			
Prostitution	1								
Drug Laws	37	24	8	2	1	2	3	2	2
Gambling									
Crimes Against Family	7			3			2		1
D.U.I.I	41	37	41	1	1	1	3	3	3
Liquor Laws	23	37	7	1	1	1	3	4	3
Disorderly Conduct	14	9	4	2	1	2	4	3	4
All Other	147	61	30	117	16	63	72	46	41
Curfew	1	1	1				1		1
Runaway Juveniles	17		4	2		2			
2000 TOTAL	294	172	95	130	21	72	88	58	55
1999 TOTAL	309	241	205	86	64	77	72	51	46
GRAND TOTAL	833	242	132	223	35	89	185	82	86
* Index Total	279	45	26	49	2	6	44	15	22
Traffic Crime	16	15	16	2	2	2	1	1	1
Fish and Game Laws									
Marine Violations									

**Incomplete data for 1999 and 2000

Population 2000	Morrow County - O.L.C.C.			Morrow County - O.S.P.			Morrow County Totals 11,100		
	Offenses	Arrests	Cleared	Offenses	Arrests	Cleared*	Offenses	Arrests	Cleared
CRIME AGAINST PERSON									
Willful Murder*							0	1	0
Neg. Homicide							0	0	0
Forcible Rape*				1			4	1	0
Other Sex Crimes				7			30	4	2
Kidnapping							2	0	0
Robbery*							1	0	0
Aggravated Assault*				1	1		44	16	10
Simple Assault				6	3		108	35	22
2000 TOTAL	0	0	0	15	4		189	57	34
1999 TOTAL	0	0	0	4	4		192	92	85
CRIME AGAINST PROPERTY									
Burglary*				1	1		96	13	13
Larceny*				1	1		215	30	28
Motor Vehicle Theft*					1		13	4	2
Arson*				3			6	1	1
Forgery/Counterfeit					1		10	1	0
Fraud							71	0	1
Embezzlement							0	0	0
Stolen Property				1	1		3	1	0
Vandalism					1		147	11	6
2000 TOTAL	0	0	0	6	6		561	61	51
1999 TOTAL	0	0	0	5	3		659	64	70
BEHAVIORAL CRIMES									
Weapon Laws				5	3		13	7	1
Prostitution				1			2	0	0
Drug Laws				15	12		57	39	12
Gambling							0	0	0
Crimes Against Family				2	2		14	2	1
D.U.I.I				29	29		74	70	45
Liquor Laws	3		3				30	42	14
Disorderly Conduct				1			21	13	10
All Other				15	7		351	130	134
Curfew							2	1	2
Runaway Juveniles							19	0	6
2000 TOTAL	3	0	3	68	53		583	304	225
1999 TOTAL	0	0	0	37	25		504	381	328
GRAND TOTAL	3	0	3	89	63		1,333	422	310
* Index Total	0	0	0	7	4		379	66	54
Traffic Crime				30	30		49	48	19
Fish and Game Laws				51	51		51	51	0
Marine Violations				4	4		4	4	0

*Not available

Population 2000	Multnomah County Sheriff 17,395			Fairview PD** 8,055			Gresham PD 90,835		
	Offenses	Arrests	Cleared	Offenses	Arrests	Cleared	Offenses	Arrests	Cleared
CRIME AGAINST PERSON									
Willful Murder*		1					3	3	2
Neg. Homicide									
Forcible Rape*	6	1	2	2	1	1	56	10	17
Other Sex Crimes	37	2	3	5		2	151	25	34
Kidnapping	8		4	1		1	7	3	1
Robbery*	10	4	2	1			124	51	54
Aggravated Assault*	42	8	24	5	1	3	203	90	121
Simple Assault	171	117	98	9	3	4	844	468	515
2000 TOTAL	274	133	133	23	5	11	1,388	650	744
1999 TOTAL	352	208	178	0	0	0	1,355	619	673
CRIME AGAINST PROPERTY									
Burglary*	155	12	11	10	5	4	888	84	109
Larceny*	514	26	18	47	2		3,524	622	531
Motor Vehicle Theft*	88	28	15	9			827	98	102
Arson*	3		1	2			28	4	5
Forgery/Counterfeit	53	12	22				264	71	79
Fraud	65	6	14	5			228	23	58
Embezzlement	3			1		1	58	5	32
Stolen Property	10	1	7				1	16	1
Vandalism	164	12	15	16		1	923	93	87
2000 TOTAL	1,055	97	103	90	7	6	6,741	1,016	1,004
1999 TOTAL	1,591	119	130	0	0	0	6,210	856	868
BEHAVIORAL CRIMES									
Weapon Laws	54	33	47				33	39	32
Prostitution	2	1	1						
Drug Laws	510	188	234	1			394	442	377
Gambling									
Crimes Against Family	12	1	6				120	7	9
D.U.I.	405	371	405				487	418	487
Liquor Laws	63	24	60				85	203	84
Disorderly Conduct	22	12	12				379	213	170
All Other	366	91	180	5	3	2	265	140	138
Curfew	6	6	6				43	30	43
Runaway Juveniles	76	12	47	6	1	3	357	96	332
2000 TOTAL	1,516	739	998	12	4	5	2,163	1,588	1,672
1999 TOTAL	2,168	1,120	1,491	0	0	0	2,368	1,794	1,902
GRAND TOTAL	2,845	969	1,234	125	16	22	10,292	3,254	3,420
* Index Total	818	80	73	76	9	8	5,653	962	941
Traffic Crime	709	514	709	3	2	3	448	241	448
Fish and Game Laws									
Marine Violations							6		6

**Began reporting in July 2000

Population 2000	Portland PD 531,600			Portland Airport PD			Troutdale PD 13,975		
	Offenses	Arrests	Cleared	Offenses	Arrests	Cleared	Offenses	Arrests	Cleared
CRIME AGAINST PERSON									
Willful Murder*	20	45	4						
Neg. Homicide		1							
Forcible Rape*	369	60	60				3	2	2
Other Sex Crimes	911	169	205	3	2	3	19	2	2
Kidnapping	174	6	67				1		1
Robbery*	1,455	342	326				3	5	1
Aggravated Assault*	3,864	418	1,567				10	11	10
Simple Assault	5,646	4,343	2,570	9	4	8	81	53	52
2000 TOTAL	12,439	5,384	4,799	12	6	11	117	73	68
1999 TOTAL	13,089	5,020	4,846	22	14	14	108	62	64
CRIME AGAINST PROPERTY									
Burglary*	5,601	416	293	7	2	2	74	3	7
Larceny*	25,063	5,004	3,915	471	12	30	366	58	61
Motor Vehicle Theft*	4,782	637	343	48	10	18	52	4	11
Arson*	510	40	56	2			6		1
Forgery/Counterfeit	4,005	670	868	21	17	15	20	5	5
Fraud	2,673	240	426	48	12	22	51	11	17
Embezzlement	446		146	5	1	1	2	2	2
Stolen Property	131	56	88	5	3	5	3	4	3
Vandalism	6,829	629	736	57	3	5	145	24	23
2000 TOTAL	50,040	7,692	6,871	664	60	98	719	111	130
1999 TOTAL	48,962	8,463	7,169	618	65	107	718	109	120
BEHAVIORAL CRIMES									
Weapon Laws	587	458	415	45	30	41	11	9	8
Prostitution	653	615	298	2	3	2			
Drug Laws	6,302	5,594	3,759	144	151	137	34	37	32
Gambling	18	14	9						
Crimes Against Family	202	22	61				2	1	1
D.U.I.I	2,616	2,306	2,616	67	55	67	52	47	52
Liquor Laws	2,480	2,668	1,402	10	17	10	117	117	112
Disorderly Conduct	3,658	516	1,229	49	39	42	61	39	39
All Other	9,822	4,713	5,152	30	20	24	83	59	57
Curfew	1,049	738	1,049	9	7	9	15	8	15
Runaway Juveniles	2,309	595	2,026	1	1	1	46	8	42
2000 TOTAL	29,696	18,239	18,016	357	323	333	421	325	358
1999 TOTAL	29,349	12,531	15,295	370	328	320	517	371	422
GRAND TOTAL	92,175	31,315	29,686	1,033	389	442	1,257	509	556
* Index Total	41,664	6,962	6,564	528	24	50	514	83	93
Traffic Crime	5,160	2,329	5,160	55	45	55	130	90	130
Fish and Game Laws Marine Violations							14	14	14

Population 2000	Polk County Sheriff 35,320			Dallas PD** 12,550			Falls City PD 970		
	Offenses	Arrests	Cleared	Offenses	Arrests	Cleared	Offenses	Arrests	Cleared
CRIME AGAINST PERSON									
Willful Murder*									
Neg. Homicide									
Forcible Rape*	7	2	5	3	2	2	2		
Other Sex Crimes	17	8	4	18	7	11	1	1	
Kidnapping	2		1	1			1	1	1
Robbery*	1		1	1					
Aggravated Assault*	24	1	16	21	1	17	5	1	3
Simple Assault	68	48	47	73	45	50	18	12	12
2000 TOTAL	119	59	74	117	55	80	27	15	16
1999 TOTAL	136	69	87	159	62	146	20	10	12
CRIME AGAINST PROPERTY									
Burglary*	78	15	14	57	36	13	14	3	2
Larceny*	265	29	32	342	60	74	31	6	3
Motor Vehicle Theft*	49	11	14	8	6	4	2		1
Arson*	3	1	1	3	4	1			
Forgery/Counterfeit	22	5	6	16	3	2	3	2	1
Fraud	30	4	9	33	7	10	2	1	1
Embezzlement									
Stolen Property	8	9	7	1	1	1		1	
Vandalism	215	26	34	163	21	31	24	4	4
2000 TOTAL	670	100	117	623	138	136	76	17	12
1999 TOTAL	522	71	92	704	155	289	112	30	32
BEHAVIORAL CRIMES									
Weapon Laws	27	17	24	13	12	12	4	2	4
Prostitution							1		
Drug Laws	132	88	106	94	70	86	18	15	17
Gambling									
Crimes Against Family	4	3	2	18	6	9			
D.U.I.I	123	118	123	91	91	91	12	10	12
Liquor Laws	30	25	27	73	78	65	9	8	7
Disorderly Conduct	13	10	10	43	34	35	3		2
All Other	691	142	105	658	313	404	95	20	15
Curfew				51	31	51			
Runaway Juveniles	48	3	5	62	12	28	15	1	4
2000 TOTAL	1,068	406	402	1,103	647	781	157	56	61
1999 TOTAL	1,155	361	332	1,099	484	1,054	143	47	41
GRAND TOTAL	1,857	565	593	1,843	840	997	260	88	89
* Index Total	427	59	83	435	109	111	54	10	9
Traffic Crime	108	57	108	198	112	198	6	4	6
Fish and Game Laws	4	3	4						
Marine Violations	1	1	1						

**Ten months reported for 2000

Population 2000	Polk County - O.L.C.C.			Polk County - O.S.P.			Polk County Totals 80,695		
	Offenses	Arrests	Cleared	Offenses	Arrests	Cleared*	Offenses	Arrests	Cleared
CRIME AGAINST PERSON									
Willful Murder*							1	0	1
Neg. Homicide							0	0	0
Forcible Rape*							21	5	8
Other Sex Crimes				6	1		96	29	39
Kidnapping							6	1	3
Robbery*							19	10	10
Aggravated Assault*							73	7	49
Simple Assault				2	1		377	235	293
2000 TOTAL	0	0	0	8	2		593	287	403
1999 TOTAL	0	0	0	9	1		597	306	438
CRIME AGAINST PROPERTY									
Burglary*				1			354	83	58
Larceny*					1		1,573	215	306
Motor Vehicle Theft*				1	1		117	29	29
Arson*				1	1		11	11	4
Forgery/Counterfeit							137	31	52
Fraud							202	21	95
Embezzlement							1	0	1
Stolen Property							20	21	17
Vandalism							999	119	227
2000 TOTAL	0	0	0	3	3		3,414	530	789
1999 TOTAL	0	0	0	9	3		3,237	510	855
BEHAVIORAL CRIMES									
Weapon Laws				1			64	43	57
Prostitution							3	0	0
Drug Laws				19	11		377	299	320
Gambling							0	0	0
Crimes Against Family				3	3		54	20	28
D.U.I.I				57	57		431	418	374
Liquor Laws	15		15	3	4		292	335	255
Disorderly Conduct							147	113	109
All Other				6	2		2,407	728	1,204
Curfew							110	62	110
Runaway Juveniles							235	63	106
2000 TOTAL	15	0	15	89	77		4,120	2,081	2,563
1999 TOTAL	11	0	11	100	97		4,046	1,811	2,557
GRAND TOTAL	15	0	15	100	82		8,127	2,898	3,755
* Index Total	0	0	0	3	3		2,169	360	465
Traffic Crime				22	22		595	355	573
Fish and Game Laws				33	33		37	36	4
Marine Violations				1	1		2	2	1

*Not available

Population 2000	Sherman County Sheriff** 1,950			Sherman County - O.L.C.C.			Sherman County - O.S.P.			Sherman County Totals 1,950		
	Offenses	Arrests	Cleared	Offenses	Arrests	Cleared	Offenses	Arrests	Cleared*	Offenses	Arrests	Cleared
CRIME AGAINST PERSON												
Willful Murder*										0	0	0
Neg. Homicide										0	0	0
Forcible Rape*										0	0	0
Other Sex Crimes							4	2		4	2	0
Kidnapping										0	0	0
Robbery*										0	0	0
Aggravated Assault*							1	1		1	1	0
Simple Assault	12	13	8				3	3		15	16	8
2000 TOTAL	12	13	8	0	0	0	8	6		20	19	8
1999 TOTAL	8	6	6	0	0	0	8	5		16	11	6
CRIME AGAINST PROPERTY												
Burglary*	6						1			7	0	0
Larceny*	44	8	5				2	1		46	9	5
Motor Vehicle Theft*	2									2	0	0
Arson*							3	2		3	2	0
Forgery/Counterfeit							1	1		1	1	0
Fraud	1						2	3		3	3	0
Embezzlement										0	0	0
Stolen Property										0	0	0
Vandalism	14	1	1				1	1		15	2	1
2000 TOTAL	67	9	6	0	0	0	10	8		77	17	6
1999 TOTAL	51	2	1	0	0	0	14	6		65	8	1
BEHAVIORAL CRIMES												
Weapon Laws	1	1	1				3	3		4	4	1
Prostitution										0	0	0
Drug Laws	1	1	1				10	9		11	10	1
Gambling										0	0	0
Crimes Against Family	1	1	1							1	1	1
D.U.I.	5	5	5				22	22		27	27	5
Liquor Laws	2	1	1	3	3	3	6	6		11	10	4
Disorderly Conduct	3	2	2				2	4		5	6	2
All Other	14	8	6				11	9		25	17	6
Curfew							1	1		1	1	0
Runaway Juveniles										0	0	0
2000 TOTAL	27	19	17	3	3	3	55	54		85	76	20
1999 TOTAL	31	28	26	0	0	0	50	50		81	78	26
GRAND TOTAL	106	41	31	3	3	3	73	68		182	112	34
* Index Total	52	8	5	0	0	0	7	4		59	12	5
Traffic Crime	3	2	3				16	16		19	18	3
Fish and Game Laws							44	44		44	44	0
Marine Violations							5	5		5	5	0

**Eleven months reported for 1999

*Not available

Population 2000	Tillamook County Sheriff 17,200			Garibaldi PD** 900			Manzanita PD 565			Rockaway Beach PD 1,275		
	Offenses	Arrests	Cleared	Offenses	Arrests	Cleared	Offenses	Arrests	Cleared	Offenses	Arrests	Cleared
CRIME AGAINST PERSON												
Willful Murder*		1										
Neg. Homicide												
Forcible Rape*	1	1	1							1	1	1
Other Sex Crimes	26	4	6	5	1	3	1			5	6	5
Kidnapping							1	1				
Robbery*		1					1			1		
Aggravated Assault*	11	5	5		1					1	1	1
Simple Assault	89	53	54	11	12	9	8	2		12	12	12
2000 TOTAL	127	65	66	16	14	12	11	3	0	20	20	19
1999 TOTAL	125	77	68				10	7		12	14	11
CRIME AGAINST PROPERTY												
Burglary*	130	9	14	8	1	1	13	4	4	22	3	7
Larceny*	189	12	16	25	3	10	15	3	2	37	15	13
Motor Vehicle Theft*	29	5	4	3	5	3	2		1	1		
Arson*	10	1	1	1		1						
Forgery/Counterfeit	8	3	2	2	2	2				1	1	1
Fraud	22	2	6	2	1	1	6			5	3	3
Embezzlement	2	1	1									
Stolen Property												
Vandalism	128	8	16	8	1	2	20	1	2	33	2	7
2000 TOTAL	518	41	60	49	13	20	56	8	9	99	24	31
1999 TOTAL	438	48	30	3	3	3	31	3	2	86	21	18
BEHAVIORAL CRIMES												
Weapon Laws	7	3	3	3	2	3						
Prostitution												
Drug Laws	58	23	40	4	2	4	1	1		2	2	2
Gambling												
Crimes Against Family	3	1		12	1	10	2	1				
D.U.I.I	72	73	72	11	11	11	5	5	4	4	4	4
Liquor Laws	49	88	47	7	8	6	14	13	13		3	
Disorderly Conduct	14	9	7	22	11	20				10	10	7
All Other	143	61	65	43	4	29	6	1		21	18	19
Curfew	1		1									
Runaway Juveniles	40	3	22	5	4	5				1	1	1
2000 TOTAL	387	261	257	107	43	88	28	21	17	38	38	33
1999 TOTAL	480	431	331	10	6	7	23	20	10	44	48	40
GRAND TOTAL	1,032	367	383	172	70	120	95	32	26	157	82	83
* Index Total	370	35	41	37	10	15	31	7	7	63	20	22
Traffic Crime	18	9	18	5	5	5				1	1	1
Fish and Game Laws												
Marine Violations												

**One month reported for 1999

Population 2000	Tillamook PD 4,360			Tillamook County - O.L.C.C.			Tillamook County - O.S.P.			Tillamook County Totals 24,300		
	Offenses	Arrests	Cleared	Offenses	Arrests	Cleared	Offenses	Arrests	Cleared*	Offenses	Arrests	Cleared
CRIME AGAINST PERSON												
Willful Murder*										0	1	0
Neg. Homicide										0	0	0
Forcible Rape*							2	2		4	4	2
Other Sex Crimes	17	5	6				18	6		72	22	20
Kidnapping										1	1	0
Robbery*										2	1	0
Aggravated Assault*	4	5	4				2	1		18	13	10
Simple Assault	55	34	37				21	15		196	128	112
2000 TOTAL	76	44	47	0	0	0	43	24		293	170	144
1999 TOTAL	70	51	47	0	0	0	40	34		257	183	126
CRIME AGAINST PROPERTY												
Burglary*	25	3	1				9	3		207	23	27
Larceny*	154	34	32				21	3		441	70	73
Motor Vehicle Theft*	8	4	2				7	3		50	17	10
Arson*	2	2	1				7	2		20	5	3
Forgery/Counterfeit	16	4	2				3	3		30	13	7
Fraud	42	5	8							77	11	18
Embezzlement										2	1	1
Stolen Property							1	1		1	1	0
Vandalism	158	11	9				7	3		354	26	36
2000 TOTAL	405	63	55	0	0	0	55	18		1,182	167	175
1999 TOTAL	366	83	71	0	0	0	45	21		969	179	124
BEHAVIORAL CRIMES												
Weapon Laws	2	2	2				10	9		22	16	8
Prostitution										0	0	0
Drug Laws	23	24	18				72	64		160	116	64
Gambling										0	0	0
Crimes Against Family	3						8	6		28	9	10
D.U.I.	37	36	37				65	65		194	194	128
Liquor Laws	27	34	22	24	9	24	36	41		157	196	112
Disorderly Conduct	116	48	49				3	2		165	80	83
All Other	169	114	90	1	2	1	46	28		429	228	204
Curfew	2	1	2							3	1	3
Runaway Juveniles	15	3	5				2			63	11	33
2000 TOTAL	394	262	225	25	11	25	242	215		1,221	851	645
1999 TOTAL	343	261	197	7	3	7	365	372		1,272	1,141	592
GRAND TOTAL	875	369	327	25	11	25	340	257		2,696	1,188	964
* Index Total	193	48	40	0	0	0	48	14		742	134	125
Traffic Crime	10	6	10				58	58		92	79	34
Fish and Game Laws							320	320		320	320	0
Marine Violations							10	10		10	10	0

*Not available

Population 2000	Umatilla County Sheriff 24,205			Athena PD** 1,225			Hermiston PD 13,260		
	Offenses	Arrests	Cleared	Offenses	Arrests	Cleared	Offenses	Arrests	Cleared
CRIME AGAINST PERSON									
Willful Murder*	1	1	1				1	2	1
Neg. Homicide	1	2					1		
Forcible Rape*	14	4	3		3		18	13	1
Other Sex Crimes	37	13	15				1		
Kidnapping	3		1				2	7	
Robbery*	3	4	1				4	3	1
Aggravated Assault*	9	2	1		1		44	103	
Simple Assault	118	86	83		2		71	128	3
2000 TOTAL	186	112	105	0	6	0	119	113	9
1999 TOTAL	206	73	73		6				
CRIME AGAINST PROPERTY									
Burglary*	111	15	12	1			123	47	4
Larceny*	192	31	29	20	3		575	232	35
Motor Vehicle Theft*	48	13	16				64	26	5
Arson*	2	3	1						
Forgery/Counterfeit	19	5	5				49	21	3
Fraud	14	5	2				17	7	
Embezzlement	1								
Stolen Property	1	2							
Vandalism	95	14	15	10	2		503	39	4
2000 TOTAL	483	88	80	31	5	0	1,331	372	51
1999 TOTAL	619	40	47	45	4	0	1,208	312	98
BEHAVIORAL CRIMES									
Weapon Laws	10	5	5				8	14	1
Prostitution									
Drug Laws	34	30	24				8	47	6
Gambling									
Crimes Against Family	15	6	11				12	7	
D.U.I.I	33	28	33				62	55	62
Liquor Laws	75	80	65		4		3	65	3
Disorderly Conduct	56	34	30				17	49	4
All Other	231	84	123		8		256	461	93
Curfew							111	97	111
Runaway Juveniles	47	16	27		3		57	3	
2000 TOTAL	501	283	318	0	15	0	534	798	280
1999 TOTAL	521	191	261	7	28	6	1,023	660	574
GRAND TOTAL	1,170	483	503	31	26	0	1,936	1,298	334
* Index Total	380	73	64	21	7	0	770	317	46
Traffic Crime	26	15	26				79	53	79
Fish and Game Laws									
Marine Violations									

**Eight months reported for 2000

Population 2000	Milton-Freewater PD 6,495			Pendleton PD 16,385			Pilot Rock PD** 1,535		
	Offenses	Arrests	Cleared	Offenses	Arrests	Cleared	Offenses	Arrests	Cleared
CRIME AGAINST PERSON									
Willful Murder*									
Neg. Homicide									
Forcible Rape*	4	1		6	1	4			
Other Sex Crimes	15	3	6	32	8	6			
Kidnapping				2					
Robbery*	3		1	11	9	5			
Aggravated Assault*	7	7	5	11	7	7	2		1
Simple Assault	115	51	66	247	149	161	13	10	10
2000 TOTAL	144	62	78	309	174	183	15	10	11
1999 TOTAL	149	75	91	289	166	160	8	6	7
CRIME AGAINST PROPERTY									
Burglary*	31	9	9	141	30	15	7	3	2
Larceny*	228	47	47	680	130	101	26	4	6
Motor Vehicle Theft*	22	9	6	62	28	31	5	2	1
Arson*	1	1		2	4	2			
Forgery/Counterfeit	17	6	5	42	12	4	3	1	2
Fraud	9	2	3	69	7	1	3		
Embezzlement				3	2				
Stolen Property		2							
Vandalism	172	18	13	401	88	86	18		2
2000 TOTAL	480	94	83	1,400	301	240	62	10	13
1999 TOTAL	642	121	131	1,368	300	228	53	7	7
BEHAVIORAL CRIMES									
Weapon Laws	4	10	4	15	9	10			
Prostitution									
Drug Laws	10	20	10	102	73	91	4	4	4
Gambling									
Crimes Against Family	18	6	16	16	6	8	3	2	3
D.U.I.I	112	100	112	160	157	160	10	9	10
Liquor Laws	10	22	10	187	239	174	13	13	13
Disorderly Conduct	359	43	270	101	54	76	1	1	
All Other	833	95	490	245	159	148	21	16	13
Curfew	17	9	17	98	82	98	5	4	5
Runaway Juveniles	28	12	22	118	19	79	3		2
2000 TOTAL	1,391	317	951	1,042	798	844	60	49	50
1999 TOTAL	1,608	413	820	1,092	934	858	95	61	39
GRAND TOTAL	2,015	473	1,112	2,751	1,273	1,267	137	69	74
* Index Total	296	74	68	913	209	165	40	9	10
Traffic Crime	59	34	59	72	47	72	13	10	13
Fish and Game Laws									
Marine Violations									

**Eleven months reported for 2000

Population 2000	Stanfield PD 1,990			Umatilla PD 5,035			Weston PD**		
	Offenses	Arrests	Cleared	Offenses	Arrests	Cleared	Offenses	Arrests	Cleared
CRIME AGAINST PERSON									
Willful Murder*									
Neg. Homicide									
Forcible Rape*				1					
Other Sex Crimes	2			6	3		1	1	1
Kidnapping									
Robbery*					1				
Aggravated Assault*					1				
Simple Assault	4	14		12	30		10	10	10
2000 TOTAL	6	14	0	19	35	0	11	11	11
1999 TOTAL	1	13	0	5	27	0			
CRIME AGAINST PROPERTY									
Burglary*	13	1		37	9		7	2	2
Larceny*	20	9		105	10		19	2	5
Motor Vehicle Theft*	7	4		6	3		3	1	2
Arson*				1					
Forgery/Counterfeit	1	1		2			1	1	1
Fraud				13	1		1		1
Embezzlement									
Stolen Property	2				1				
Vandalism	25	5		42			9	2	2
2000 TOTAL	68	20	0	206	24	0	40	8	13
1999 TOTAL	68	7	0	217	8	0			
BEHAVIORAL CRIMES									
Weapon Laws				1	4				
Prostitution									
Drug Laws		5		2	29		1	1	1
Gambling									
Crimes Against Family	3	5		2	2		1	1	1
D.U.I.I	34	34	34	161	160	161			
Liquor Laws		5			3				
Disorderly Conduct		3		1	3		9	9	8
All Other	17	15		4	23		59	39	46
Curfew	1		1	4	3	4			
Runaway Juveniles	2						4		1
2000 TOTAL	57	67	35	175	227	165	74	50	57
1999 TOTAL	47	57	22	90	128	68			
GRAND TOTAL	131	101	35	400	286	165	125	69	81
* Index Total	40	14	0	150	24	0	29	5	9
Traffic Crime	18	18	18	20	16	20	4	3	4
Fish and Game Laws									
Marine Violations									

** No reports for 1999

Population 2000	Umatilla County - O.L.C.C.			Umatilla County - O.S.P.			Umatilla County Totals 70,850		
	Offenses	Arrests	Cleared	Offenses	Arrests	Cleared*	Offenses	Arrests	Cleared
CRIME AGAINST PERSON									
Willful Murder*							2	3	2
Neg. Homicide							1	2	0
Forcible Rape*				1			27	9	7
Other Sex Crimes				10	3		121	44	29
Kidnapping							6	0	1
Robbery*				1			20	21	7
Aggravated Assault*				16	11		49	32	15
Simple Assault				36	31		599	486	330
2000 TOTAL	0	0	0	64	45		825	597	391
1999 TOTAL	0	0	0	40	16		817	495	340
CRIME AGAINST PROPERTY									
Burglary*				9	3		480	119	44
Larceny*				19	9		1,884	477	223
Motor Vehicle Theft*				6	9		223	95	61
Arson*				10	2		16	10	3
Forgery/Counterfeit				7	8		141	55	20
Fraud							126	22	7
Embezzlement							4	2	0
Stolen Property				2	3		5	8	0
Vandalism				8	5		1,283	173	122
2000 TOTAL	0	0	0	61	39		4,162	961	480
1999 TOTAL	0	0	0	51	21		4,271	820	511
BEHAVIORAL CRIMES									
Weapon Laws				26	22		64	64	20
Prostitution							0	0	0
Drug Laws				145	110		306	319	136
Gambling							0	0	0
Crimes Against Family				22	19		92	54	39
D.U.I.I				306	306		878	849	572
Liquor Laws	4		4	27	12		319	443	269
Disorderly Conduct				6	6		550	202	388
All Other				59	31		1,725	931	913
Curfew							236	195	236
Runaway Juveniles							259	53	131
2000 TOTAL	4	0	4	591	506		4,429	3,110	2,704
1999 TOTAL	5	0	5	483	344		4,971	2,816	2,653
GRAND TOTAL	4	0	4	716	590		9,416	4,668	3,575
* Index Total	0	0	0	62	34		2,701	766	362
Traffic Crime				142	142		433	338	291
Fish and Game Laws				150	150		150	150	0
Marine Violations				7	7		7	7	0

*Not available

Population 2000	Union County Sheriff 10,555		
	Offenses	Arrests	Cleared
CRIME AGAINST PERSON			
Willful Murder*			
Neg. Homicide			
Forcible Rape*	1		
Other Sex Crimes	6	2	2
Kidnapping			
Robbery*			
Aggravated Assault*	1	1	1
Simple Assault	27	21	21
2000 TOTAL	35	24	24
1999 TOTAL	33	27	21
CRIME AGAINST PROPERTY			
Burglary*	25	2	3
Larceny*	83	19	17
Motor Vehicle Theft*	9		
Arson*			
Forgery/Counterfeit	11	4	4
Fraud	33	13	16
Embezzlement			
Stolen Property	1		
Vandalism	42	9	7
2000 TOTAL	204	47	47
1999 TOTAL	160	57	48
BEHAVIORAL CRIMES			
Weapon Laws	5	2	4
Prostitution			
Drug Laws	32	25	29
Gambling			
Crimes Against Family	5	1	2
D.U.I.I	17	16	17
Liquor Laws	12	15	12
Disorderly Conduct	4		4
All Other	75	36	47
Curfew			
Runaway Juveniles	8	2	8
2000 TOTAL	158	97	123
1999 TOTAL	152	145	107
GRAND TOTAL	397	168	194
* Index Total	119	22	21
Traffic Crime	7	3	7
Fish and Game Laws			
Marine Violations			

Population 2000	Elgin PD** 1,655		
	Offenses	Arrests	Cleared
CRIME AGAINST PERSON			
Willful Murder*			
Neg. Homicide			
Forcible Rape*			
Other Sex Crimes			
Kidnapping			
Robbery*			
Aggravated Assault*			
Simple Assault	1	1	1
2000 TOTAL	1	1	1
1999 TOTAL	23	20	23
CRIME AGAINST PROPERTY			
Burglary*	2		
Larceny*			
Motor Vehicle Theft*			
Arson*			
Forgery/Counterfeit			
Fraud			
Embezzlement			
Stolen Property			
Vandalism	1		1
2000 TOTAL	3	0	1
1999 TOTAL	75	18	18
BEHAVIORAL CRIMES			
Weapon Laws			
Prostitution			
Drug Laws			
Gambling			
Crimes Against Family			
D.U.I.I			
Liquor Laws			
Disorderly Conduct			
All Other	3	2	2
Curfew			
Runaway Juveniles			
2000 TOTAL	3	2	2
1999 TOTAL	81	35	49
GRAND TOTAL	7	3	4
* Index Total	2	0	0
Traffic Crime			
Fish and Game Laws			
Marine Violations			

**One month reported for 2000

Population 2000	La Grande PD 12,340		
	Offenses	Arrests	Cleared
CRIME AGAINST PERSON			
Willful Murder*			
Neg. Homicide			
Forcible Rape*	2		1
Other Sex Crimes	26	8	9
Kidnapping	1		
Robbery*	3	1	1
Aggravated Assault*	13	17	11
Simple Assault	76	64	66
2000 TOTAL	121	90	88
1999 TOTAL	102	75	73
CRIME AGAINST PROPERTY			
Burglary*	59	18	21
Larceny*	274	63	62
Motor Vehicle Theft*	22	11	10
Arson*	1		
Forgery/Counterfeit	21	11	18
Fraud	42	19	28
Embezzlement			
Stolen Property	3	4	3
Vandalism	152	32	31
2000 TOTAL	574	158	173
1999 TOTAL	586	153	172
BEHAVIORAL CRIMES			
Weapon Laws	14	7	8
Prostitution	1		
Drug Laws	89	62	74
Gambling			
Crimes Against Family	13	8	10
D.U.I.I	80	78	80
Liquor Laws	119	143	106
Disorderly Conduct	46	59	42
All Other	177	100	129
Curfew	14	8	14
Runaway Juveniles	28	4	25
2000 TOTAL	581	469	488
1999 TOTAL	478	504	404
GRAND TOTAL	1,276	717	749
* Index Total	374	110	106
Traffic Crime	38	18	38
Fish and Game Laws			
Marine Violations			

Population 2000	Union County - O.L.C.C.			Union County - O.S.P.			Union County Totals 24,550		
	Offenses	Arrests	Cleared	Offenses	Arrests	Cleared*	Offenses	Arrests	Cleared
CRIME AGAINST PERSON									
Willful Murder*							0	0	0
Neg. Homicide							0	0	0
Forcible Rape*				2	1		5	1	1
Other Sex Crimes				14	4		46	14	11
Kidnapping				1			2	0	0
Robbery*							3	1	1
Aggravated Assault*				4	1		18	19	12
Simple Assault				14	9		118	95	88
2000 TOTAL	0	0	0	35	15		192	130	113
1999 TOTAL	0	0	0	53	21		211	143	117
CRIME AGAINST PROPERTY									
Burglary*				7	1		91	21	24
Larceny*				12	6		371	88	79
Motor Vehicle Theft*				4	5		35	16	10
Arson*				5	1		6	1	0
Forgery/Counterfeit				1	3		33	18	22
Fraud				6	5		81	37	44
Embezzlement							0	0	0
Stolen Property				1	1		5	5	3
Vandalism					1		195	42	39
2000 TOTAL	0	0	0	36	23		817	228	221
1999 TOTAL	0	0	0	53	33		874	261	238
BEHAVIORAL CRIMES									
Weapon Laws				15	15		34	24	12
Prostitution							1	0	0
Drug Laws				53	48		174	135	103
Gambling							0	0	0
Crimes Against Family				8	5		26	14	12
D.U.I.				81	81		178	175	97
Liquor Laws	2		2	28	31		161	189	120
Disorderly Conduct				2	2		52	61	46
All Other				37	33		292	171	178
Curfew							14	8	14
Runaway Juveniles					1		36	7	33
2000 TOTAL	2	0	2	224	216		968	784	615
1999 TOTAL	8	3	8	198	196		917	883	568
GRAND TOTAL	2	0	2	295	254		1,977	1,142	949
* Index Total	0	0	0	34	15		529	147	127
Traffic Crime				25	25		70	46	45
Fish and Game Laws				141	141		141	141	0
Marine Violations				11	11		11	11	0

*Not available

	Wallowa County Sheriff**			Enterprise PD**			Wallowa County - O.L.C.C.		
	Offenses	Arrests	Cleared	Offenses	Arrests	Cleared	Offenses	Arrests	Cleared
Population	5,355			1,895					
2000									
CRIME AGAINST PERSON									
Willful Murder*									
Neg. Homicide									
Forcible Rape*				1					
Other Sex Crimes									
Kidnapping									
Robbery*									
Aggravated Assault*									
Simple Assault				15					
2000 TOTAL	0	0	0	16	14	12	0	0	0
1999 TOTAL	33	22	21				0	0	0
CRIME AGAINST PROPERTY									
Burglary*				6					
Larceny*				27					
Motor Vehicle Theft*				2					
Arson*				1					
Forgery/Counterfeit				2					
Fraud				23					
Embezzlement									
Stolen Property									
Vandalism				19					
2000 TOTAL	0	0	0	80	21	27	0	0	0
1999 TOTAL	102	25	22				0	0	0
BEHAVIORAL CRIMES									
Weapon Laws				2					
Prostitution									
Drug Laws				4					
Gambling									
Crimes Against Family				5					
D.U.I.I				5					
Liquor Laws				5			1		
Disorderly Conduct				7			1		
All Other				82					
Curfew				2					
Runaway Juveniles				1					
2000 TOTAL	0	0	0	113	55	55	1	1	1
1999 TOTAL	73	84	64				24	16	24
GRAND TOTAL	0	0	0	209	90	94	1	1	1
* Index Total	0	0	0	36	17	18	0	0	0
Traffic Crime				6					
Fish and Game Laws									
Marine Violations									

**Did not report for 2000

**Did not report for 1999

Population 2000	Wallowa County - O.S.P.			Wallowa County Totals 7,250		
	Offenses	Arrests	Cleared*	Offenses	Arrests	Cleared
CRIME AGAINST PERSON						
Willful Murder*				0	0	0
Neg. Homicide				0	0	0
Forcible Rape*	1			1	0	0
Other Sex Crimes	2	2		3	2	0
Kidnapping				0	0	0
Robbery*				0	0	0
Aggravated Assault*	2	1		2	1	0
Simple Assault	3	2		18	16	12
2000 TOTAL	8	5		24	19	12
1999 TOTAL	6	6		39	28	21
CRIME AGAINST PROPERTY						
Burglary*	1	2		7	5	3
Larceny*	4	3		31	16	14
Motor Vehicle Theft*	1	1		3	2	1
Arson*	1			2	0	0
Forgery/Counterfeit	2	2		4	3	1
Fraud	1			24	0	3
Embezzlement				0	0	0
Stolen Property	2	2		2	2	0
Vandalism		1		19	4	5
2000 TOTAL	12	11		92	32	27
1999 TOTAL	5	1		107	26	22
BEHAVIORAL CRIMES						
Weapon Laws	2	3		4	3	0
Prostitution				0	0	0
Drug Laws	11	11		15	12	2
Gambling				0	0	0
Crimes Against Family	1	1		6	3	2
D.U.I.I	17	17		22	21	5
Liquor Laws	12	13		18	17	5
Disorderly Conduct	1	1		8	7	4
All Other	8	7		90	44	36
Curfew	1	1		3	3	2
Runaway Juveniles				1	0	0
2000 TOTAL	53	54		167	110	56
1999 TOTAL	11	16		108	116	88
GRAND TOTAL	73	70		283	161	95
* Index Total	10	7		46	24	18
Traffic Crime	6	6		12	12	6
Fish and Game Laws	80	80		80	80	0
Marine Violations	2	2		2	2	0

*Not available

Population 2000	Wasco County - O.S.P.			Wasco County Totals 23,850		
	Offenses	Arrests	Cleared*	Offenses	Arrests	Cleared
CRIME AGAINST PERSON						
Willful Murder*				1	1	1
Neg. Homicide				0	0	0
Forcible Rape*	3			5	0	1
Other Sex Crimes	16	3		55	12	22
Kidnapping	1			5	6	3
Robbery*	1			10	6	6
Aggravated Assault*	8	4		31	19	18
Simple Assault	11	9		159	117	126
2000 TOTAL	40	16		266	161	177
1999 TOTAL	41	14		291	192	181
CRIME AGAINST PROPERTY						
Burglary*	2	1		161	35	29
Larceny*	12	4		658	164	152
Motor Vehicle Theft*	4	1		62	24	23
Arson*	6	4		12	6	3
Forgery/Counterfeit	9	5		62	24	21
Fraud				51	11	25
Embezzlement				0	0	0
Stolen Property	1			2	0	0
Vandalism	5	1		477	45	48
2000 TOTAL	39	16		1,485	309	301
1999 TOTAL	42	24		1,537	393	348
BEHAVIORAL CRIMES						
Weapon Laws	13	9		33	23	17
Prostitution				0	0	0
Drug Laws	84	71		192	162	95
Gambling				0	0	0
Crimes Against Family	3	2		13	4	6
D.U.I.I	131	131		315	309	184
Liquor Laws	41	38		170	204	129
Disorderly Conduct	8	7		109	83	70
All Other	36	18		447	227	278
Curfew	1	1		82	59	81
Runaway Juveniles				116	35	68
2000 TOTAL	317	277		1,477	1,106	928
1999 TOTAL	371	337		1,611	1,282	951
GRAND TOTAL	396	309		3,228	1,576	1,406
* Index Total	36	14		940	255	233
Traffic Crime	69	69		223	171	154
Fish and Game Laws	150	150		150	150	0
Marine Violations	35	35		35	35	0

*Not available

Population 2000	Washington County Sheriff 190,120			Banks PD** 1,310			Beaverton PD 77,050			Cornelius PD 9,760		
	Offenses	Arrests	Cleared	Offenses	Arrests	Cleared	Offenses	Arrests	Cleared	Offenses	Arrests	Cleared
CRIME AGAINST PERSON												
Willful Murder*	4	3	3					1				
Neg. Homicide									1			
Forcible Rape*	32	14	17				26	12	12	2		
Other Sex Crime	264	88	121	1	1		96	26	41	31	8	11
Kidnapping	30	18	11				2		2	1	1	
Robbery*	79	48	37				35	26	11	7	3	3
Aggravated Assault*	116	94	90				102	25	74	25	21	21
Simple Assault	678	459	554	9	6		310	311	236	81	57	58
2000 TOTAL	1,203	724	833	10	7	0	571	401	377	147	90	93
1999 TOTAL	1,115	718	691	1	1	1	665	401	424	111	64	58
CRIME AGAINST PROPERTY												
Burglary*	887	127	107	1			419	48	38	43	15	6
Larceny*	3,440	458	487	16	5	1	2,053	555	405	266	95	72
Motor Vehicle Theft*	392	90	76	2	3		284	74	48	23		3
Arson*	30	7	9				36	11	8	3	1	1
Forgery/Counterfeit	393	105	92	5	2		302	154	166	29	9	7
Fraud	855	37	106	4	1		244	41	83	25	10	15
Embezzlement							59		36	5	1	
Stolen Property	5	3	3		1		5	12	5	3		1
Vandalism	1,594	147	241	7	2		811	113	150	185	12	32
2000 TOTAL	7,596	974	1,121	35	14	1	4,213	1,008	939	582	143	137
1999 TOTAL	6,766	898	889	10	0	3	4,374	989	1,008	502	163	139
BEHAVIORAL CRIMES												
Weapon Laws	99	47	72	1	1		49	47	47	11	1	9
Prostitution	2		1				17	17	17			
Drug Laws	321	264	262				507	475	501	54	34	48
Gambling												
Crimes Against Family	97	39	54	4	2		48	30	31	7	6	5
D.U.I.I	796	705	796	3	3	3	434	401	434	82	78	82
Liquor Laws	298	437	261	1	1		175	197	165	69	73	54
Disorderly Conduct	1,011	328	535	1	1		279	91	214	85	45	63
All Other	815	422	476	18	39	4	414	302	291	76	40	52
Curfew	51	31	51				125	101	125	24	9	24
Runaway Juveniles	645	51	574				179	74	171	141	18	120
2000 TOTAL	4,135	2,324	3,082	28	47	7	2,227	1,735	1,996	549	304	457
1999 TOTAL	3,906	2,191	2,547	10	1	10	2,165	1,729	1,936	573	344	447
GRAND TOTAL	12,934	4,022	5,036	73	68	8	7,011	3,144	3,312	1,278	537	687
* Index Total	4,980	841	826	19	8	1	2,955	752	596	369	135	106
Traffic Crime	848	419	848	9	7	9	650	373	650	78	51	78
Fish and Game Laws	1		1									
Marine Violations	5	4	5									

**Four months reported for 1999

Population 2000	Forest Grove PD 17,830			Gaston PD** 600			Hillsboro PD 71,455			King City PD** 1,945		
	Offenses	Arrests	Cleared	Offenses	Arrests	Cleared	Offenses	Arrests	Cleared	Offenses	Arrests	Cleared
CRIME AGAINST PERSON												
Willful Murder*		1	1				2		2			
Neg. Homicide												
Forcible Rape*	5		5				35	3	12			
Other Sex Crimes	44	9	19				159	27	71	1		
Kidnapping	3	2	2				22	14	17			
Robbery*	8		1				58	22	24	1		
Aggravated Assault*	12	7	7				79	40	51			
Simple Assault	104	77	84	6	7	2	369	269	299	3	3	
2000 TOTAL	176	96	119	6	7	2	724	375	476	5	3	0
1999 TOTAL	183	118	144	0	2	0	763	392	497	3	1	0
CRIME AGAINST PROPERTY												
Burglary*	125	22	22	5	3		302	37	40	16	1	
Larceny*	646	112	110	13	1	1	1,708	355	339	10	3	
Motor Vehicle Theft*	60	14	17	1			236	38	35	3	1	
Arson*	14	6	3				42	17	15			
Forgery/Counterfeit	81	11	13				294	124	131	12	10	
Fraud	58	9	22	1		1	128	34	38	9	4	
Embezzlement												
Stolen Property	2	1	1				29	15	28			
Vandalism	336	30	35	3			607	71	83	6	1	
2000 TOTAL	1,322	205	223	23	4	2	3,346	691	709	56	20	0
1999 TOTAL	1,078	183	196	3	0	0	3,652	882	847	41	5	0
BEHAVIORAL CRIMES												
Weapon Laws	14	12	10	1			54	25	42			
Prostitution	1						4		4			
Drug Laws	66	36	52				253	226	241	2	7	
Gambling											1	
Crimes Against Family	14	6	8	2		2	41	12	16	3		
D.U.I.I	119	114	119	1	1	1	416	372	416	16	16	16
Liquor Laws	58	90	58	1		1	287	295	284			2
Disorderly Conduct	136	77	88	1	1		114	104	97	2	3	
All Other	111	67	65	1			1,131	639	772	1	4	
Curfew	33	23	33				116	195	116			
Runaway Juveniles	109	17	104	2	1	1	345	126	298		2	
2000 TOTAL	661	442	537	9	3	5	2,761	1,994	2,286	24	35	16
1999 TOTAL	765	611	670	1	2	1	2,903	2,063	2,503	19	27	17
GRAND TOTAL	2,159	743	879	38	14	9	6,831	3,060	3,471	85	58	16
* Index Total	870	162	166	19	4	1	2,462	512	518	30	5	0
Traffic Crime	120	63	120				630	185	336	37	34	37
Fish and Game Laws												
Marine Violations												

**Three months reported for 1999

**Eleven months reported for 1999

Population 2000	North Plains PD** 1,625			Sherwood PD 12,230			Tigard PD 42,260			Tualatin PD 23,065		
	Offenses	Arrests	Cleared	Offenses	Arrests	Cleared	Offenses	Arrests	Cleared	Offenses	Arrests	Cleared
CRIME AGAINST PERSON												
Willful Murder*								3				
Neg. Homicide												
Forcible Rape*							13	7	4	9	1	4
Other Sex Crimes				13	3	3	57	5	18	2		5
Kidnapping							19		12	1		1
Robbery*							32	15	18	17	3	6
Aggravated Assault*				1	1	1	48	17	33	16	13	11
Simple Assault				42	39	30	182	200	150	100	63	81
2000 TOTAL	0	0	0	56	43	34	351	247	235	145	80	108
1999 TOTAL	0	0	0	45	35	27	390	272	271	112	67	55
CRIME AGAINST PROPERTY												
Burglary*				35	7	3	328	27	33	147	15	24
Larceny*				219	26	18	1,861	695	609	767	122	156
Motor Vehicle Theft*				8	2	1	125	18	24	77	8	18
Arson*				4			17	1	2		5	1
Forgery/Counterfeit				16			237	71	86	60	14	30
Fraud				9	1	2	185	22	65	42		16
Embezzlement							57		45			
Stolen Property				1			14	9	13		1	
Vandalism				74	9	6	538	35	75	198	22	34
2000 TOTAL	0	0	0	366	45	30	3,362	878	952	1,291	187	279
1999 TOTAL	0	0	0	347	58	45	3,410	866	1,040	1,213	199	206
BEHAVIORAL CRIMES												
Weapon Laws				4	1	4	30	23	31	3	2	1
Prostitution												
Drug Laws				28	13	20	166	112	154	24	16	17
Gambling												
Crimes Against Family				1	1	1	21	8	13	9	3	5
D.U.I.I				89	87	89	86	81	86	111	106	111
Liquor Laws				24	37	17	25	19	28	55	95	56
Disorderly Conduct				7	5	5	178	37	143	53	17	27
All Other				87	53	39	183	62	126	96	59	64
Curfew				13	5	13	11	6	11	32	20	32
Runaway Juveniles				14	1	6	151	31	80		19	
2000 TOTAL	0	0	0	267	203	194	851	379	672	383	337	313
1999 TOTAL	0	0	0	310	219	216	1,086	484	823	346	295	259
GRAND TOTAL	0	0	0	689	291	258	4,564	1,504	1,859	1,819	604	700
* Index Total	0	0	0	267	36	23	2,424	783	723	1,033	167	220
Traffic Crime				56	44	56	113	70	113	61	29	61
Fish and Game Laws												
Marine Violations												

**Did not report for 1999 or 2000

Population 2000	Washington County - O.L.C.C.			Washington County - O.S.P.			Washington County Totals 449,250		
	Offenses	Arrests	Cleared	Offenses	Arrests	Cleared*	Offenses	Arrests	Cleared
CRIME AGAINST PERSON									
Willful Murder*							6	8	6
Neg. Homicide							0	0	1
Forcible Rape*							122	37	54
Other Sex Crimes				9	1		677	168	289
Kidnapping							78	35	45
Robbery*							237	117	100
Aggravated Assault*				2	1		401	219	288
Simple Assault				12	8		1,896	1,499	1,494
2000 TOTAL	0	0	0	23	10		3,417	2,083	2,277
1999 TOTAL	0	0	0	22	8		3,410	2,079	2,168
CRIME AGAINST PROPERTY									
Burglary*				1	1		2,309	303	273
Larceny*				7	2		11,006	2,429	2,198
Motor Vehicle Theft*				2			1,213	248	222
Arson*				15	13		161	61	39
Forgery/Counterfeit				2	1		1,431	501	525
Fraud				4	1		1,564	160	348
Embezzlement							121	1	81
Stolen Property							59	42	51
Vandalism				1	1		4,360	443	656
2000 TOTAL	0	0	0	32	19		22,224	4,188	4,393
1999 TOTAL	0	0	0	40	17		21,436	4,260	4,373
BEHAVIORAL CRIMES									
Weapon Laws				12	10		278	169	216
Prostitution							24	17	22
Drug Laws				52	47		1,473	1,230	1,295
Gambling							0	1	0
Crimes Against Family				23	23		270	130	135
D.U.I.				253	253		2,406	2,217	2,153
Liquor Laws	80	24	79	18	20		1,091	1,290	1,003
Disorderly Conduct				1			1,868	709	1,172
All Other	5	6	5	25	10		2,963	1,703	1,894
Curfew							405	390	405
Runaway Juveniles							1,586	340	1,354
2000 TOTAL	85	30	84	384	363		12,364	8,196	9,649
1999 TOTAL	82	13	82	315	288		12,481	8,267	9,511
GRAND TOTAL	85	30	84	439	392		38,005	14,467	16,319
* Index Total	0	0	0	27	17		15,455	3,422	3,180
Traffic Crime				122	122		2,724	1,397	2,308
Fish and Game Laws				112	112		113	112	1
Marine Violations				1	1		6	5	5

*Not available

Population 2000	Wheeler County Sheriff** 1,550			Wheeler County - O.L.C.C.			Wheeler County - O.S.P.			Wheeler County Totals 1,550		
	Offenses	Arrests	Cleared	Offenses	Arrests	Cleared	Offenses	Arrests	Cleared*	Offenses	Arrests	Cleared
CRIME AGAINST PERSON												
Willful Murder*										0	0	0
Neg. Homicide										0	0	0
Forcible Rape*							1	1		1	1	0
Other Sex Crimes			1				5	2		5	3	0
Kidnapping										0	0	0
Robbery*	2									2	0	0
Aggravated Assault*	3						1			4	0	0
Simple Assault							1			1	0	0
2000 TOTAL	5	1	0	0	0	0	8	3		13	4	0
1999 TOTAL	8	2	0							8	2	0
CRIME AGAINST PROPERTY												
Burglary*	13									13	0	0
Larceny*	1	1								1	1	0
Motor Vehicle Theft*										0	0	0
Arson*										0	0	0
Forgery/Counterfeit										0	0	0
Fraud	1									1	0	0
Embezzlement										0	0	0
Stolen Property										0	0	0
Vandalism	3	1					1			4	1	0
2000 TOTAL	18	2	0	0	0	0	1	0		19	2	0
1999 TOTAL	22	1	0	0	0	0	5	0		27	1	0
BEHAVIORAL CRIMES												
Weapon Laws	4	1					3	4		7	5	0
Prostitution										0	0	0
Drug Laws	2	4					3	3		5	7	0
Gambling										0	0	0
Crimes Against Family	2	1								2	1	0
D.U.I.I	5	5	5				3	3		8	8	5
Liquor Laws							4	3		4	3	0
Disorderly Conduct	3									3	0	0
All Other	34						7	2		41	2	0
Curfew										0	0	0
Runaway Juveniles										0	0	0
2000 TOTAL	50	11	5	0	0	0	20	15		70	26	5
1999 TOTAL	40	12	2	3	0	3	21	8		64	20	5
GRAND TOTAL	73	14	5	0	0	0	29	18		102	32	5
* Index Total	19	1	0	0	0	0	2	1		21	2	0
Traffic Crime							3	3		3	3	0
Fish and Game Laws	6	4	6				105	105		111	109	6
Marine Violations							5	5		5	5	0

**Eleven months reported for 1999

*Not available

Population 2000	Yamhill County Sheriff 34,095			Amity PD** 1,485			Carlton PD** 1,520			Dundee PD** 2,625		
	Offenses	Arrests	Cleared	Offenses	Arrests	Cleared	Offenses	Arrests	Cleared	Offenses	Arrests	Cleared
CRIME AGAINST PERSON												
Willful Murder*	1		1									
Neg. Homicide												
Forcible Rape*	7	3	4									
Other Sex Crimes	49	23	27				1					
Kidnapping	3	2	2									
Robbery*	5	2	2				1					
Aggravated Assault*	25	6	21				3	1	2			
Simple Assault	193	128	163				4	3	1		2	
2000 TOTAL	283	164	220	0	0	0	9	4	3	0	2	0
1999 TOTAL	330	198	247	1	9	0	0	0	0	0	1	0
CRIME AGAINST PROPERTY												
Burglary*	209	43	44				4		1	1		
Larceny*	481	83	112				25	3	3	7		
Motor Vehicle Theft*	72	13	28					1			3	
Arson*	5	5	3									
Forgery/Counterfeit	34	10	16				5	1				
Fraud	47	7	17				2	1	1			
Embezzlement	2		2									
Stolen Property	3	10	3									
Vandalism	259	37	68				5	2	2			
2000 TOTAL	1,112	208	293	0	0	0	41	8	7	8	3	0
1999 TOTAL	1,215	201	251	46	12	2	0	0	0	9	0	0
BEHAVIORAL CRIMES												
Weapon Laws	23	13	22									
Prostitution												
Drug Laws	80	77	73				4	3	3		1	
Gambling							1	1	1			
Crimes Against Family	23	1	10				3	1	2			
D.U.I.	232	219	232				11	10	11	33	32	33
Liquor Laws	100	159	97				5	4	5			
Disorderly Conduct	26	15	17				6		4			
All Other	439	175	228				15	8	4			
Curfew	5	3	5									
Runaway Juveniles	91	3	28					1				
2000 TOTAL	1,019	665	712	0	0	0	45	28	30	33	33	33
1999 TOTAL	972	709	689	35	32	15	0	0	0	20	22	20
GRAND TOTAL	2,414	1,037	1,225	0	0	0	95	40	40	41	38	33
* Index Total	805	155	215	0	0	0	33	5	6	8	3	0
Traffic Crime	118	65	118				34	32	34	5	4	5
Fish and Game Laws	3	4	3									
Marine Violations												

**Did not report for 2000

**Did not report for 1999

**Eleven months reported for 1999

Population 2000	Yamhill County - O.L.C.C.			Yamhill County - O.S.P.			Yamhill County Totals 85,500		
	Offenses	Arrests	Cleared	Offenses	Arrests	Cleared*	Offenses	Arrests	Cleared
CRIME AGAINST PERSON									
Willful Murder*							1	0	1
Neg. Homicide							0	0	0
Forcible Rape*							24	6	13
Other Sex Crimes				3			163	62	95
Kidnapping							18	4	10
Robbery*							14	4	6
Aggravated Assault*				3	2		171	16	139
Simple Assault				3	4		455	352	381
2000 TOTAL	0	0	0	9	6		846	444	645
1999 TOTAL	0	0	0	8	6		875	496	698
CRIME AGAINST PROPERTY									
Burglary*							438	89	110
Larceny*				5	1		2,214	458	842
Motor Vehicle Theft*					1		183	52	84
Arson*				4	2		22	11	7
Forgery/Counterfeit							199	49	96
Fraud				2			292	53	171
Embezzlement							3	0	3
Stolen Property							9	23	9
Vandalism				1	1		1,252	147	501
2000 TOTAL	0	0	0	12	5		4,612	882	1,823
1999 TOTAL	0	0	0	8	5		4,808	755	1,617
BEHAVIORAL CRIMES									
Weapon Laws				6	8		63	44	54
Prostitution							1	0	1
Drug Laws				30	27		292	245	244
Gambling							1	1	1
Crimes Against Family				10	9		163	16	113
D.U.I.I				82	82		652	607	570
Liquor Laws	26		26	7	8		435	613	422
Disorderly Conduct	6		6	2	1		123	106	102
All Other				37	26		1,991	762	1,590
Curfew							163	120	163
Runaway Juveniles							299	27	218
2000 TOTAL	32	0	32	174	161		4,183	2,541	3,478
1999 TOTAL	22	1	22	73	78		3,833	2,319	3,249
GRAND TOTAL	32	0	32	195	172		9,641	3,867	5,946
* Index Total	0	0	0	12	6		3,067	636	1,202
Traffic Crime				54	54		435	287	381
Fish and Game Laws				66	66		69	70	3
Marine Violations				1	1		1	1	0

*Not available

SECTION 9

ABBREVIATED CRIME REPORTING DEFINITIONS

This page is intentionally blank.

CRIMES AGAINST PERSONS

Crimes Against Persons include criminal offenses where the victim is present and the act is violent, threatening or has the potential of being physically harmful.

WILLFUL MURDER and NON-NEGLIGENT MANSLAUGHTER - The willful (non-negligent) killing of one human being by another.

NEGLIGENT HOMICIDE - The killing of another person through gross negligence.

Offenses - Exclude motor vehicle traffic deaths.

Arrests - Include persons arrested for motor vehicle traffic death.

FORCIBLE RAPE - The carnal knowledge of a female, forcibly and against her will.

OTHER SEX CRIMES - Covers offenses such as Statutory Rape, Molest, Indecent Exposure, Sodomy and Other offenses against common decency, moral and the like. (Does not include Forcible Rape, Prostitution and Commercialized Vice).

KIDNAPPING - The substantial interference with another person's liberty without consent or legal authority.

ROBBERY - The taking or attempting to take anything of value from the care, custody or control of a person or persons by force or threat of force or violence or by putting the victim in fear.

AGGRAVATED ASSAULT - An unlawful attack by one person upon another for the purpose of inflicting severe or aggravated bodily injury. Although actual injury is not a requirement, this type of assault usually is accompanied by the use of a weapon or by means likely to produce death or great bodily harm.

SIMPLE ASSAULT - Assaults which are limited to the use of physical force and result in little or no injury to the victim.

CRIMES AGAINST PROPERTY

Crimes Against Property include offenses that involve taking something of value by theft or deception or the destruction of property.

BURGLARY - The unlawful entry of a structure or dwelling with intent to commit a felony or a theft.

LARCENY - The unlawful taking, carrying, leading, or riding away of property from the possession or constructive possession of another.

MOTOR VEHICLE THEFT - The theft or attempted theft of a motor vehicle.

ARSON - Any willful or malicious burning or attempt to burn, with or without intent to defraud, a dwelling house, public building, motor vehicle, or aircraft, personal property or another, etc.

FORGERY - Forgery and counterfeiting are treated as allied offenses. In this classification are placed all offenses dealing with the making, altering, uttering or possessing, with intent to defraud, anything false in the semblance of that which is true.

FRAUD - Fraudulent conversion and obtaining money or property by false pretenses.

EMBEZZLEMENT - Misappropriation or misapplication of money or property entrusted to one's care, custody or control.

STOLEN PROPERTY OFFENSES - Included in this classification are all offenses of buying, receiving and possessing stolen property, as well as all attempts to commit any of these offenses.

VANDALISM - Consists of the willful or malicious destruction, injury, disfigurement or defacement of any public or private property.

BEHAVIORAL CRIMES

Behavioral Crimes include criminal offenses that violate laws relating to personal conduct, responsibility and public order. Although not necessarily violent, or property offenses in themselves, they may often contribute to other criminal acts.

WEAPONS REGULATION LAWS - Carrying possessing, etc.

PROSTITUTION - Included here are the sex offenses of a commercialized nature.

DRUG LAWS - Included are all violations of state and local laws, specifically those relating to the unlawful possession, sales, use, growing and manufacturing of illegal drugs.

GAMBLING - All offenses which relate to promoting, permitting, or engaging in gambling are included in this category.

CRIMES AGAINST FAMILY - Included here are offenses such as abandonment, neglect of children, custodial interference and non-support. (Physical abuse would be reported as an assault).

D. U. I. I. - Driving or operating any vehicle or common carrier while under the influence of liquor or drugs.

LIQUOR LAWS - With the exception of Driving Under the Influence all liquor law violations, state or local, are placed in this classification.

DISORDERLY CONDUCT - In this classification are placed all offenses which constitute a breach of the peace.

ALL OTHER OFFENSES - Except Traffic - Included is every other state or local offense, not listed elsewhere.

JUVENILE CURFEW VIOLATIONS - Local curfew or juvenile loitering ordinances where such laws exist.

RUNAWAY JUVENILES - Runaway juveniles when reported by their parents or guardians.

TRAFFIC CRIMES - Serious traffic offenses which are classified as a misdemeanor or felony as defined by the Oregon Motor Vehicle Code.

FISH and GAME - Sporting, personal use, commercial fishing and game violations.

MARINE VIOLATIONS -Marine boating violations.

This page is intentionally blank.