

SECTION 4
STATEWIDE
BEHAVIORAL CRIMES
OFFENSE and ARREST PROFILE

This page is intentionally blank.

OREGON CRIME CLOCK

1 Behavioral Crime every 3.2 minutes

1 Weapon Law Violation
every 2.5 hours

1 Prostitution Violation
every 10.8 hours

1 Crime Against Family
every 3.6 hours

1 Disorderly Conduct
every 32.5 minutes

1 Drug Law Violation
every 22.3 minutes

1 DUII Violation
every 21.0 minutes


1 Runaway Juvenile
every 45.1 minutes

1 Gambling Violation
every 2.3 weeks

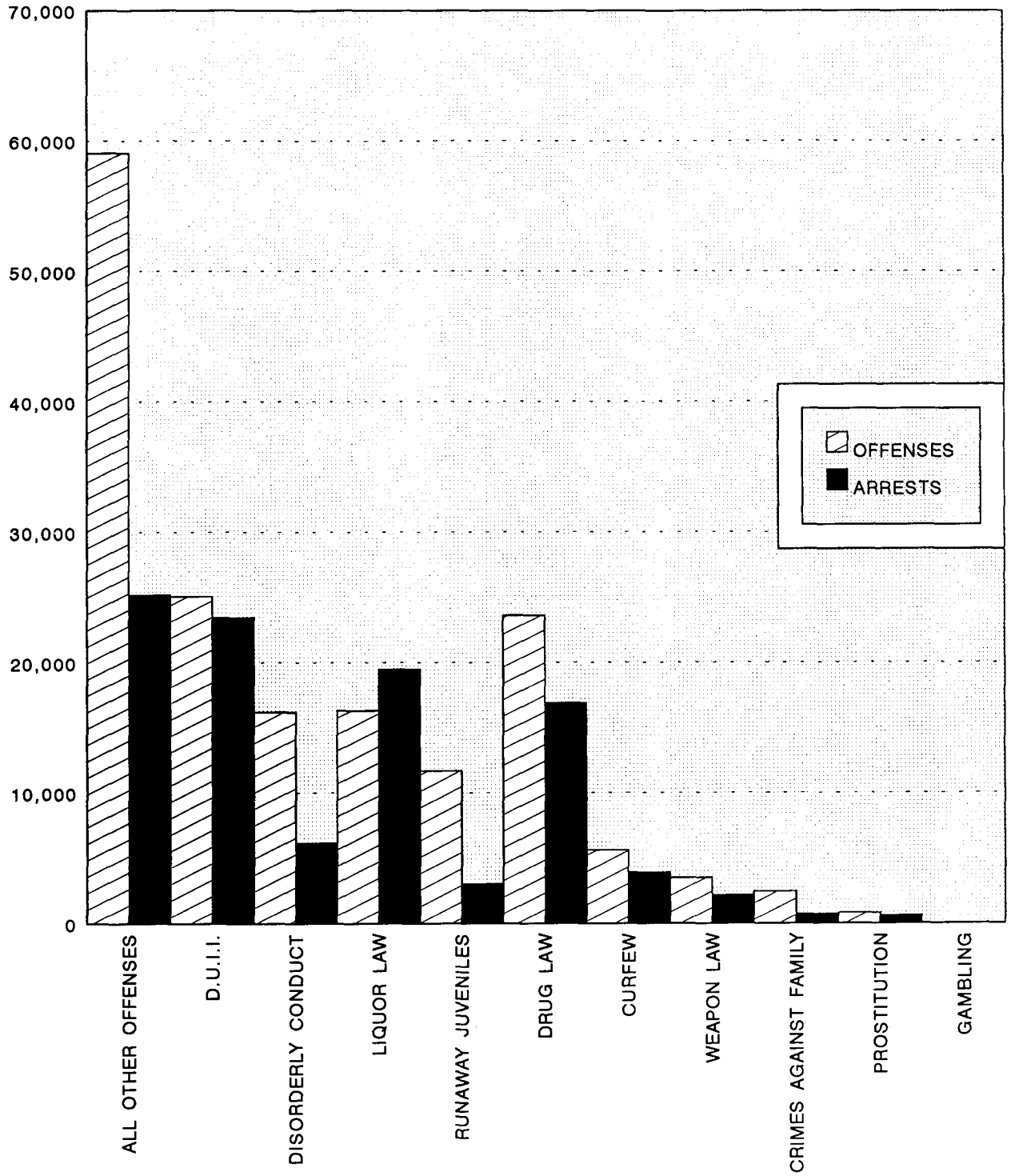
1 Liquor Law Violation
every 32.3 minutes

1 Curfew Violation
every 1.6 hours

1 All Other (Except Traffic)
every 8.9 minutes



STATEWIDE BEHAVIORAL CRIMES, 1999



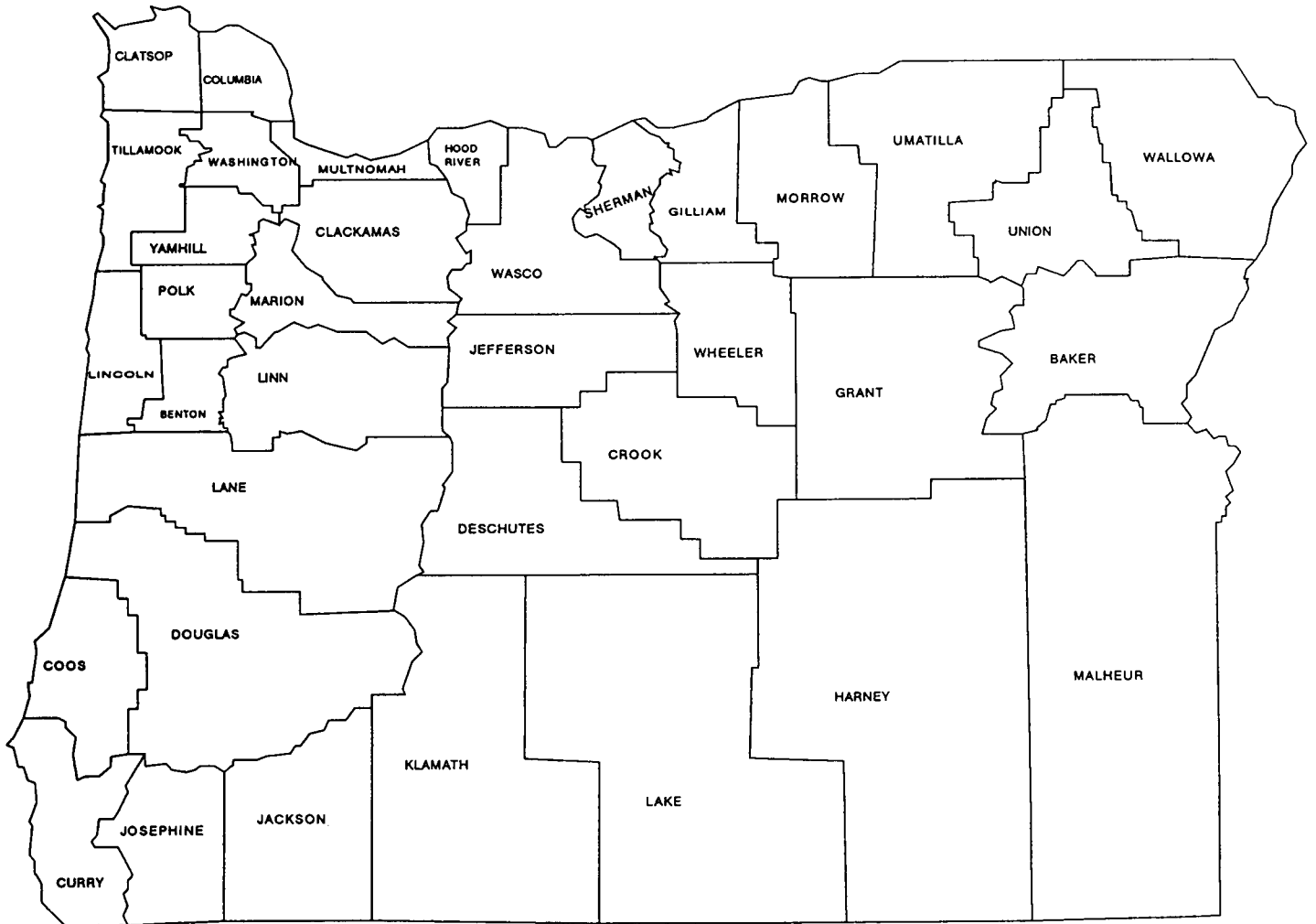
OFFENSES	59,066	25,091	16,183	16,296	11,667	23,609	5,606	3,508	2,462	815	23
ARRESTS	25,185	23,464	6,175	19,493	3,055	16,910	3,907	2,185	729	609	13

STATEWIDE BEHAVIORAL CRIMES, 1999

CLASSIFICATION	1999 OFFENSES	PERSONS ARRESTED				PROPERTY	
		ADULT	JUVENILE	MALE *	FEMALE *	LOSS VALUE *	RECOVERED VALUE *
WEAPON LAWS							
Possess Illegally	922	470	109	524	55		
Carry Concealed	1,077	588	183	709	49		
Ex-Con in Possession	937	513	6	461	46		
Other	572	229	87	308	8		
TOTAL	3,508	1,800	385	2,002	158		NOT APPLICABLE
PROSTITUTION							
Engage in	617	537	6	394	149		
Promote	34	17		11	6		
Compel	28	8	1	7	2		
Other	136	39	1	9	31		
TOTAL	815	601	8	421	188		NOT APPLICABLE
DRUG LAWS							
Narcotics	7,322	4,453	302	3,637	1,118		
Marijuana	8,353	5,108	1,556	5,383	1,067		
Synthetic Narcotics	1,087	778	30	582	216		
Other Dangerous Drugs	6,847	4,513	170	3,262	1,392		
TOTAL	23,609	14,852	2,058	12,864	3,793		NOT APPLICABLE
GAMBLING							
Bookmaking	2						
Numbers & Lottery							
Illegal Games	13						
Illegal Devices	2	1		1			
Illegal Payoff							
Other	6	12		12			
TOTAL	23	13	0	13	0		NOT APPLICABLE
OFFENSES AGAINST FAMILY							
Child Abandonment	44	10		4	6		
Child Neglect	1,441	490	8	170	321		
Non-Support	5	12		9	3		
Custodial Interference	412	59	3	35	27		
Other	560	139	8	74	73		
TOTAL	2,462	710	19	292	430		NOT APPLICABLE
D. U. I.							
Under .08	1,431	1,272	71	1,122	202		
.08 thru .14 Alcohol	5,995	5,613	114	4,772	887		
.15 thru .19 Alcohol	5,333	5,043	39	4,151	874		
.20 or Above Alcohol	3,241	3,084	11	2,481	581		
BA Refused	3,287	2,936	21	2,485	445		
BA Not Given	649	595	13	503	104		
Of Drugs	771	580	30	437	167		
Undetermined	4,384	3,968	74	3,291	734		
TOTAL	25,091	23,091	373	19,242	3,994		NOT APPLICABLE
LIQUOR LAWS							
Minor in Possession	9,865	8,969	5,880	10,798	3,849		
Illegal Make, Possess, Sell	15	26		9	2		
Illegal Establishment Operate	3	13	2	8	1		
Drinking in Public	2,810	2,482	10	2,275	200		
Furnishing	2,050	1,471	100	1,058	509		
Importing	3	1		1			
License Violation	144	39		26	10		
Minor on Premise	45	50	8	30	20		
Other	1,361	420	22	209	91		
TOTAL	16,296	13,471	6,022	14,414	4,682		NOT APPLICABLE
DISORDERLY CONDUCT							
	16,183	4,701	1,474	4,846	1,245		
ALL OTHER							
Trespass	17,484	7,080	1,795	7,156	1,675		
Escape your Custody	606	149	26	141	18		
Blackmail/Extortion	50	14	5	16	2	1,100	
Bomb Threat	301	6	4	8	1		
Other Criminal Threat	9,289	1,485	535	1,651	369		
Shoot in Prohib. Area	1,017	18	25	37	3		
Animal Ordinances	8,607	1,621	49	808	698		
Garbage/Littering	2,256	852	108	719	209		
Other	19,456	7,939	3,474	8,134	2,759		
TOTAL	59,066	19,164	6,021	18,670	5,734	1,100	0
CURFEW							
	5,606		3,907	2,421	1,389		NOT APPLICABLE
RUNAWAY							
Male Juvenile	4,628		1,174	1,174			
Female Juvenile	7,039		1,881		1,881		
TOTAL	11,667		3,055	1,174	1,881		NOT APPLICABLE
BEHAVIORAL CRIME TOTAL							
	164,326	78,403	23,322	76,359	23,494	1,100	0

* Persons Arrested Male & Female and Property Loss & Recovered columns of this table does not include data for the Roseburg Police Department. Property Loss & Recovery does not include Douglas County Sheriff's Office.

OREGON COUNTY MAP



COUNTY FIVE YEAR PROFILE OF BEHAVIORAL CRIMES

	1995	1996	1997	1998	1999
BAKER	562	671	816	829	726
BENTON	3,866	3,657	3,553	3,535	3,580
CLACKAMAS	8,459	10,102	9,402	8,949	8,844
CLATSOP	3,474	2,894	3,172	3,130	3,165
COLUMBIA	2,109	2,108	2,230	2,435	2,799
COOS	5,482	5,152	5,584	5,860	5,145
CROOK	1,072	1,331	1,380	1,470	1,319
CURRY	899	721	730	764	616
DESCHUTES	3,766	4,334	4,717	4,823	5,786
DOUGLAS	4,874	5,966	5,969	5,801	5,538
GILLIAM	56	85	86	139	183
GRANT	214	262	247	244	523
HARNEY	119	223	423	250	192
HOOD RIVER	772	897	855	825	849
JACKSON	5,459	11,187	11,936	11,278	10,652
JEFFERSON	1,191	1,059	1,065	1,234	1,199
JOSEPHINE	2,674	2,888	3,390	3,383	3,351
KLAMATH	2,097	1,999	2,290	2,291	2,143
LAKE	223	168	229	178	202
LANE	12,333	13,828	15,280	14,055	14,573
LINCOLN	2,677	2,996	2,588	2,635	2,445
LINN	8,638	8,678	8,484	7,281	6,666
MALHEUR	1,886	2,205	2,150	1,589	2,196
MARION	16,728	16,360	17,698	17,802	16,114
MORROW	320	321	297	467	504
MULTNOMAH	29,865	29,989	34,003	32,714	35,632
POLK	4,234	4,465	4,613	4,395	4,046
SHERMAN	49	74	62	89	81
TILLAMOOK	1,148	1,198	1,228	1,438	1,272
UMATILLA	4,482	4,214	4,902	5,173	4,971
UNION	850	757	800	839	917
WALLOWA	220	195	225	238	108
WASCO	1,322	1,344	1,540	1,928	1,611
WASHINGTON	11,080	10,204	11,560	11,628	12,481
WHEELER	52	76	61	70	64
YAMHILL	5,216	4,378	4,214	3,914	3,833
TOTAL	148,468	156,986	167,779	163,673	164,326

STATEWIDE TEN YEAR OFFENSE, POPULATION and RATE PROFILE

YEAR	POPULATION	BEHAVIORAL CRIMES	RATE PER 10,000 POPULATION
1990	2,844,000	136,910	481.4
1991	2,930,000	137,433	469.1
1992	2,979,000	163,525	548.9
1993	3,038,000	138,280	455.2
1994	3,082,000	142,198	461.4
1995	3,132,000	148,468	474.0
1996	3,181,000	156,986	493.5
1997	3,217,000	167,779	521.5
1998	3,267,550	163,673	500.9
1999	3,300,800	164,326	497.8

STATEWIDE DRUG LAW OFFENSES by TYPE OF DRUG and ACTIVITY - 1999								
TOTAL		Possess for Sale	Possess for Use	Furnish	Transp/ Mfg/ Cultivate	Obtain Unlawful	Tamper w/Record	Other
5	Opium	3	2					
2,046	Heroin	647	1,352	16	24	1		6
22	Morphine	4	8			1	8	1
3,777	Cocaine	1,034	2,689	5	29	4	2	14
213	Codeine	2	117	66	4	6	17	1
961	Other Narcotic	124	293	32	23	16	83	390
7,024	NARCOTIC TOTAL	1,814	4,461	119	80	28	110	412
60	Hashish	27	27	1	2			3
2,714	Marij. Over Oz	858	1,387	42	372	1	1	53
5,184	Marij. Under Oz	628	4,267	54	148	2		85
7,958	MARIJUANA TOTAL	1,513	5,681	97	522	3	1	141
1,063	SYNTHETIC TOTAL	256	636	15	68	2	46	40
	OTHER DANGEROUS							
6,655	DRUG TOTAL	1,651	4,030	109	406	18	160	281
	DRUG LAW							
22,700	OFFENSE TOTAL	5,234	14,808	340	1,076	51	317	874

STATEWIDE DRUG LAW ARRESTS by TYPE OF DRUG and ACTIVITY - 1999								
TOTAL		Possess for Sale	Possess for Use	Furnish	Transp/ Mfg/ Cultivate	Obtain Unlawful	Tamper w/Record	Other
11	Opium	3	5		2		1	
1,518	Heroin	299	1,172	5	21		1	20
7	Morphine	1	2	1			3	
2,106	Cocaine	178	1,912		9	1		6
55	Codeine	2	21	5	2	1	12	12
765	Other Narcotic	45	123	7	7	9	36	538
4,462	NARCOTIC TOTAL	528	3,235	18	41	11	53	576
42	Hashish	9	31		2			
1,571	Marij. Over Oz	604	458	45	142	1		321
4,623	Marij. Under Oz	280	4,085	42	57	1		158
6,236	MARIJUANA TOTAL	893	4,574	87	201	2		479
784	SYNTHETIC TOTAL	189	485	9	44	1	22	34
	OTHER DANGEROUS							
4,505	DRUG TOTAL	937	2,660	75	191	9	24	609
	DRUG LAW							
15,987	ARREST TOTAL	2,547	10,954	189	477	23	99	1,698

These tables do not include data for the Douglas County Sheriff's Office, Roseburg Police Department or Hillsboro Police Department

DRUG OFFENSES by COUNTY and TYPE - 1999

COUNTY	TOTAL	Other NARCOTIC				Marij	Marij	Hashish	MARIJ	SYNTHETIC NARCOTIC	OTHER DANGER DRUGS
		Heroin	Cocaine	Narcotic	TOTAL	Over Oz	Under Oz		TOTAL		
BAKER	172			83	83	14	34		48	28	13
BENTON	283	5		2	7	143	30		173	3	100
CLACKAMAS	1,057	13	11	518	542	56	238		294	99	122
CLATSOP	183	12	29	10	51	23	72	1	96	14	22
COLUMBIA	169	3	5	10	18	23	88		111	8	32
COOS	218	7		12	19	39	75	1	115	28	56
CROOK	85					12	30		42	15	28
CURRY	64	1		1	2	10	34		44	2	16
DESCHUTES	750	5	8	46	59	36	345	1	382	158	151
DOUGLAS **	160	1	1	5	7	17	87	1	105	4	44
GILLIAM	25			1	1	7	6		13	1	10
GRANT	280			168	168	9	15		24	2	86
HARNEY	7		1	1	2	1	2		3		2
HOOD RIVER	112	1	4	1	6	22	45		67	17	22
JACKSON	1,255	25	18	24	67	356	172	3	531	16	641
JEFFERSON	110		4		4	5	57		62		44
JOSEPHINE	549	3	3	11	17	37	236	4	277	18	237
KLAMATH	304	6	4	5	15	39	50		89	46	154
LAKE	32					10	8		18	13	1
LANE	2,883	436	212	36	684	330	982	15	1,327	26	846
LINCOLN	171	4	3	2	9	48	52		100	4	58
LINN	506	9	2	26	37	82	204		286	58	125
MALHEUR	169	1	5	11	17	21	41		62	22	68
MARION	1,542	84	62	23	169	470	112	2	584	41	748
MORROW	42		4		4	3	19		22	12	4
MULTNOMAH	9,158	1,363	3,314	57	4,734	349	1,425	27	1,801	265	2,358
POLK	245	3	3	4	10	150	16		166	2	67
SHERMAN	11		1		1	6			6		4
TILLAMOOK	205		4	1	5	98	54		152	15	33
UMATILLA	258	1	14	4	19	43	100		143	7	89
UNION	126	2	1	6	9	24	38		62	6	49
WALLOWA	5					3	2		5		
WASCO	204	2	3	22	27	63	52		115	6	56
WASHINGTON **	1,151	59	90	71	220	65	451	4	520	126	285
WHEELER	1					1			1		
YAMHILL	208		4	7	11	99	12	1	112	1	84
TOTAL OFFENSES	22,700	2,046	3,810	1,168	7,024	2,714	5,184	60	7,958	1,063	6,655

** Douglas County - Does not include data from Douglas County Sheriff's Office or Roseburg Police Department

** Washington County - Does not include data from Hillsboro Police Department

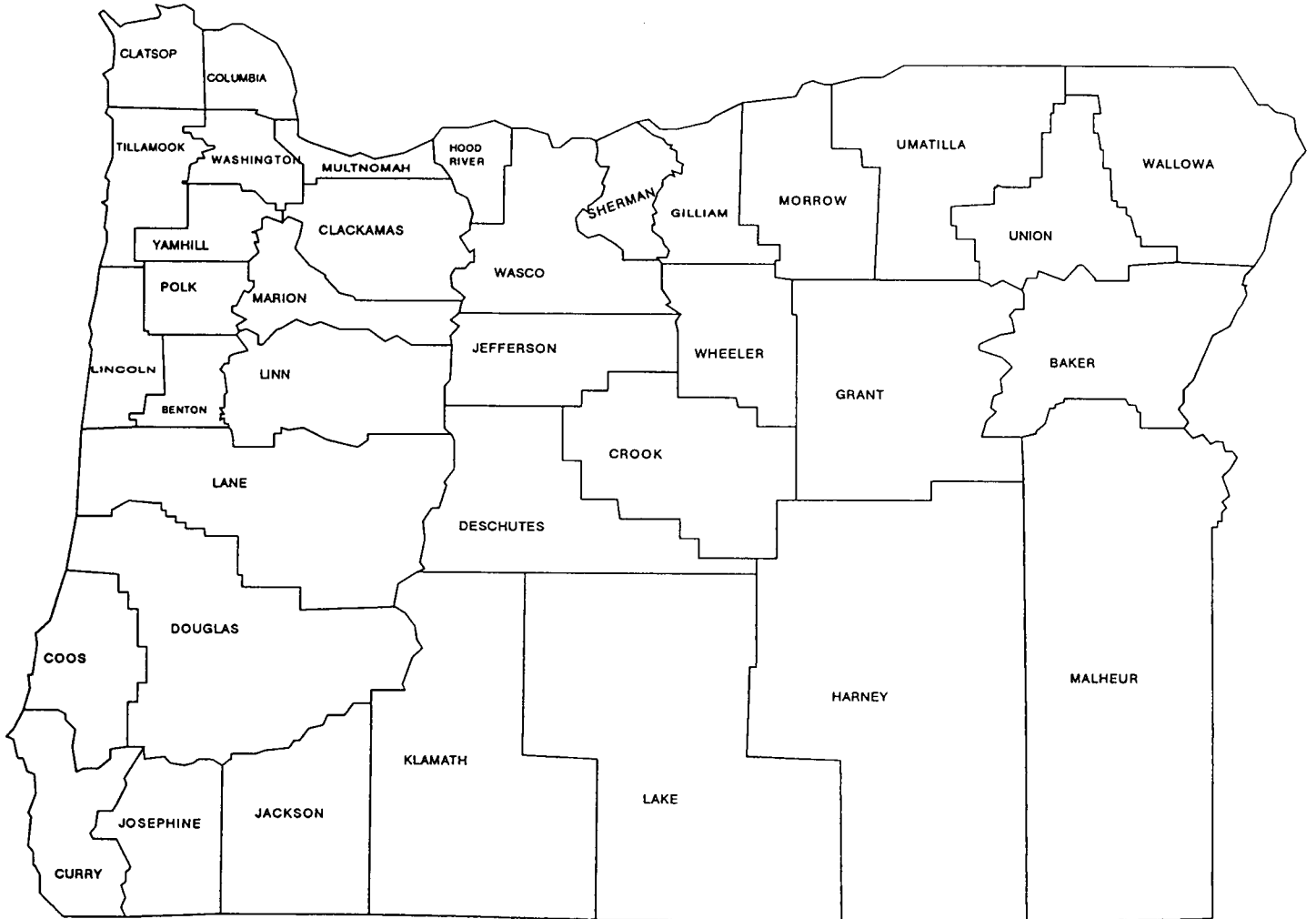
DRUG ARRESTS by COUNTY and TYPE - 1999

COUNTY	TOTAL	Other NARCOTIC				Marij			MARIJ TOTAL	SYNTHETIC NARCOTIC	OTHER DANGER DRUGS
		Heroin	Cocaine	Narcotic	TOTAL	Over Oz	Under Oz	Hashish			
BAKER	63			15	15	10	22		32	3	13
BENTON	210	3		1	4	39	96		135	3	68
CLACKAMAS	720	3	2	534	539	14	85		99	3	79
CLATSOP	125	7	20	8	35	4	68		72	10	8
COLUMBIA	135	4	3	5	12	16	77		93	7	23
COOS	232	4		9	13	16	100	1	117	56	46
CROOK	54						22	1	23	7	24
CURRY	122			1	1	13	69		82	17	22
DESCHUTES	629	4	6	40	50	50	277	1	328	131	120
DOUGLAS **	119			4	4	8	64	1	73	3	39
GILLIAM	19					7	4		11		8
GRANT	22			2	2	9	2		11	2	7
HARNEY	13		1		1	4	2		6		6
HOOD RIVER	71	1	2	2	5	15	34		49	3	14
JACKSON	920	25	15	7	47	227	126		353	11	509
JEFFERSON	90		1		1	2	54		56		33
JOSEPHINE	344	1	2	10	13	27	143	2	172	11	148
KLAMATH	191	4	1	4	9	16	31		47	47	88
LAKE	14					5	5		10	4	
LANE	2,984	543	185	32	760	311	1,054	17	1,382	20	822
LINCOLN	108	4	3		7	20	41		61	1	39
LINN	311	9	1	13	23	62	144		206	16	66
MALHEUR	100	1	3	12	16	21	35		56	6	22
MARION	1,270	67	46	15	128	163	316	3	482	30	630
MORROW	22		1		1	3	10		13	6	2
MULTNOMAH	5,102	777	1,738	34	2,549	192	905	16	1,113	325	1,115
POLK	229	4	4	2	10	29	120		149	2	68
SHERMAN	10			1	1	7			7		2
TILLAMOOK	196		4	1	5	93	55		148	18	25
UMATILLA	216	1	6	15	22	27	90		117	3	74
UNION	144	2		8	10	26	38		64	9	61
WALLOWA	9					3	6		9		
WASCO	170	3	1	13	17	57	53		110	2	41
WASHINGTON **	867	51	62	44	157	63	383		446	26	238
WHEELER	5			1	1	1	1		2	2	
YAMHILL	151			4	4	11	91		102		45
TOTAL OFFENSES	15,987	1,518	2,107	837	4,462	1,571	4,623	42	6,236	784	4,505

** Douglas County - Does not include data from Douglas County Sheriff's Office or Roseburg Police Department

** Washington County - Does not include data from Hillsboro Police Department

OREGON COUNTY MAP



DRUG OFFENSES by COUNTY 1995 through 1999

	1995	1996	1997	1998	1999
BAKER	57	59	48	67	172
BENTON	282	261	193	239	283
CLACKAMAS	902	1,029	844	787	1,057
CLATSOP	268	193	199	128	183
COLUMBIA	199	160	166	135	169
COOS	253	205	302	256	218
CROOK	115	83	160	59	85
CURRY	132	89	70	84	64
DESCHUTES	567	569	531	589	750
DOUGLAS	686	741	959	929	813
GILLIAM	8	3	5	16	25
GRANT	12	18	28	24	280
HARNEY	13	38	11	10	7
HOOD RIVER	95	95	105	96	112
JACKSON	1,155	1,033	1,251	1,207	1,255
JEFFERSON	120	141	118	107	110
JOSEPHINE	691	403	602	611	549
KLAMATH	378	345	370	243	304
LAKE	18	11	18	12	32
LANE	2,078	2,490	2,894	2,570	2,883
LINCOLN	260	262	204	174	171
LINN	716	574	564	451	506
MALHEUR	104	82	96	169	169
MARION	1,504	1,165	1,414	1,477	1,542
MORROW	22	42	39	47	42
MULTNOMAH	5,689	5,718	7,529	7,154	9,158
POLK	332	231	260	229	245
SHERMAN	12	18	14	18	11
TILLAMOOK	111	118	135	163	205
UMATILLA	320	244	264	194	258
UNION	89	65	91	88	126
WALLOWA	19	7	20	21	5
WASCO	141	139	197	288	204
WASHINGTON	1,094	1,105	1,098	1,117	1,407
WHEELER	3	2	3	3	1
YAMHILL	386	283	248	200	208
TOTAL	18,831	18,021	21,050	19,962	23,609

D. U. I. I. OFFENSES BY COUNTY FOR YEARS 1995 through 1999

COUNTY	1995	1996	1997	1998	1999
Baker	73	142	151	152	105
Benton	467	631	600	518	491
Clackamas	2,167	2,820	2,438	2,513	2,358
Clatsop	563	440	428	479	450
Columbia	490	565	403	402	423
Coos	491	524	610	609	814
Crook	108	182	193	182	208
Curry	287	256	219	233	219
Deschutes	667	845	851	878	1,221
Douglas	708	810	869	1,030	1,119
Gilliam	17	24	20	46	57
Grant	47	70	48	71	75
Harney	30	49	71	40	86
Hood River	261	358	292	258	289
Jackson	1,094	1,494	1,447	1,345	1,644
Jefferson	287	211	211	232	329
Josephine	379	564	549	544	600
Klamath	473	483	629	714	609
Lake	74	52	69	40	81
Lane	1,402	1,819	1,726	2,004	2,071
Lincoln	464	679	589	557	475
Linn	570	749	625	628	770
Malheur	265	238	262	299	314
Marion	1,587	1,890	2,105	1,959	1,897
Morrow	39	49	32	60	108
Multnomah	3,450	3,873	3,374	3,415	3,225
Polk	336	364	309	401	448
Sherman	12	16	18	26	20
Tillamook	173	217	297	326	216
Umatilla	678	710	549	872	743
Union	140	115	129	167	169
Wallowa	35	22	36	38	18
Wasco	160	266	380	440	362
Washington	1,648	1,921	1,676	2,151	2,504
Wheeler	4	6	9	12	3
Yamhill	595	531	506	521	570
TOTAL	20,241	23,985	22,720	24,162	25,091

STATEWIDE D. U. I. I. OFFENSES DISTRIBUTED BY COUNTY and MAJOR POPULATION CENTER 1999								
	County Population	No. DUII Offense	Rate per 10,000	St. Police Arrests	Sheriff Arrests	Major City	City Population	D. U. I. I. Offenses
BAKER	16,700	105	62.9	45	25	Baker City	10,155	31
BENTON	77,100	491	63.7	77	207	Corvallis	50,880	179
CLACKAMAS	326,850	2,358	72.1	284	1,134	Lake Oswego	34,110	123
CLATSOP	34,750	450	129.5	210	48	Astoria	9,990	99
COLUMBIA	42,650	423	99.2	56	74	St. Helens	9,300	76
COOS	61,350	814	132.7	237	63	Coos Bay	15,630	277
CROOK	16,800	208	123.8	33	46	Prineville	7,255	127
CURRY	22,050	219	99.3	71	68	Brookings	5,620	49
DESCHUTES	106,700	1,221	114.4	172	368	Bend	50,650	500
DOUGLAS	100,850	1,119	111.0	261	456	Roseburg	20,490	214
GILLIAM	2,100	57	271.4	47	2	Condon	835	7
GRANT	8,000	75	93.8	38	20	John Day	2,010	15
HARNEY	7,600	86	113.2	27	51	Burns	2,945	6
HOOD RIVER	19,700	289	146.7	63	133	Hood River	5,135	86
JACKSON	174,550	1,644	94.2	290	152	Medford	59,990	655
JEFFERSON	17,650	329	186.4	62	82	Madras	5,080	180
JOSEPHINE	73,400	600	81.7	196	212	Grants Pass	20,935	184
KLAMATH	62,300	609	97.8	383	56	Klamath Falls	19,060	162
LAKE	7,400	81	109.5	29	11	Lakeview	2,625	40
LANE	315,700	2,071	65.6	656	283	Eugene	136,490	504
						Springfield	52,945	211
LINCOLN	43,350	475	109.6	123	97	Lincoln City	6,890	100
						Newport	10,290	129
LINN	103,000	770	74.8	246	172	Albany	40,010	213
MALHEUR	30,700	314	102.3	130	50	Ontario	10,910	77
MARION	275,250	1,897	68.9	705	13	Salem	128,595	627
MORROW	9,550	108	113.1	19	77	Boardman	3,070	8
MULTNOMAH	646,850	3,225	49.9	341	668	Gresham	85,435	494
						Portland	512,395	1,525
POLK	60,100	448	74.5	70	99	Dallas	12,870	135
SHERMAN	1,900	20	105.3	16	4			
TILLAMOOK	24,100	216	89.6	93	84	Tillamook	4,270	33
UMATILLA	68,000	743	109.3	233	29	Pendleton	17,175	171
UNION	24,500	169	69.0	59	30	La Grande	12,885	83
WALLOWA	7,200	18	25.0	3	13	Enterprise	2,050	
WASCO	22,650	362	159.8	163	51	The Dalles	11,880	146
WASHINGTON	404,750	2,504	61.9	215	782	Beaverton	68,010	305
						Hillsboro	69,670	512
						Tigard	37,670	
WHEELER	1,600	3	18.8	1	2			
YAMHILL	83,100	570	68.6	44	188	McMinnville	24,420	123
STATEWIDE TOTALS	3,300,800	25,091	76.0	5,698	5,850	MAJOR CITY TOTAL	1,580,625	8,406

This page is intentionally blank.