

SECTION 2
STATEWIDE
CRIMES AGAINST PERSONS
OFFENSES AND ARRESTS

This page is intentionally blank.

OREGON CRIME CLOCK

1 Crime Against Persons every 11.6 minutes

1 Homicide
every 4.2 days

1 Neg.Homicide
every 10.4 weeks

1 Other Sex Crime
every 1.5 hours


1 Rape
every 7.0 hours

1 Kidnap
every 13.9 hours

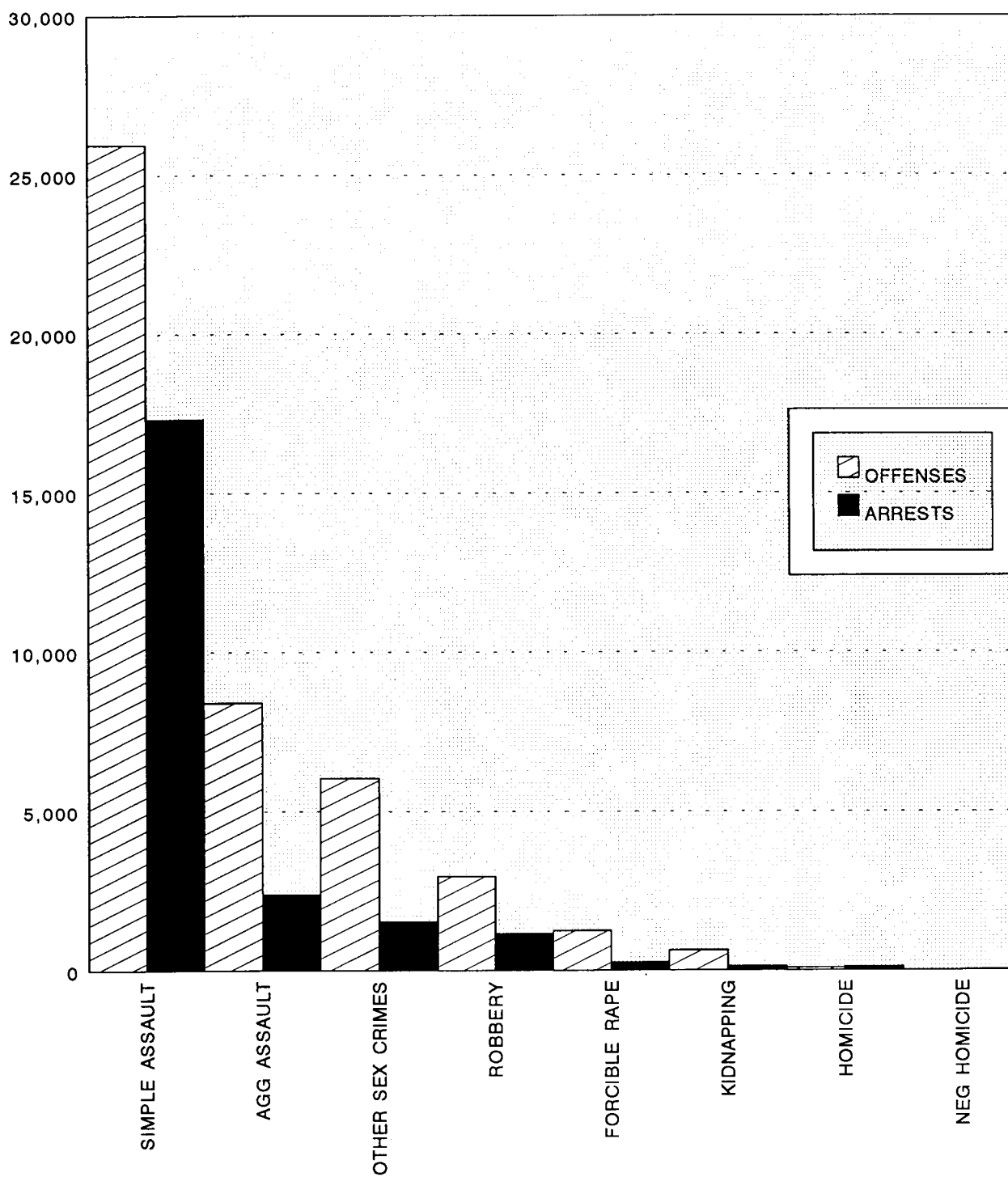
1 Simple Assault
every 20.3 minutes

1 Aggravated Assault
every 1.0 hours

1 Robbery
every 3.0 hours



STATEWIDE CRIMES AGAINST PERSONS, 1999



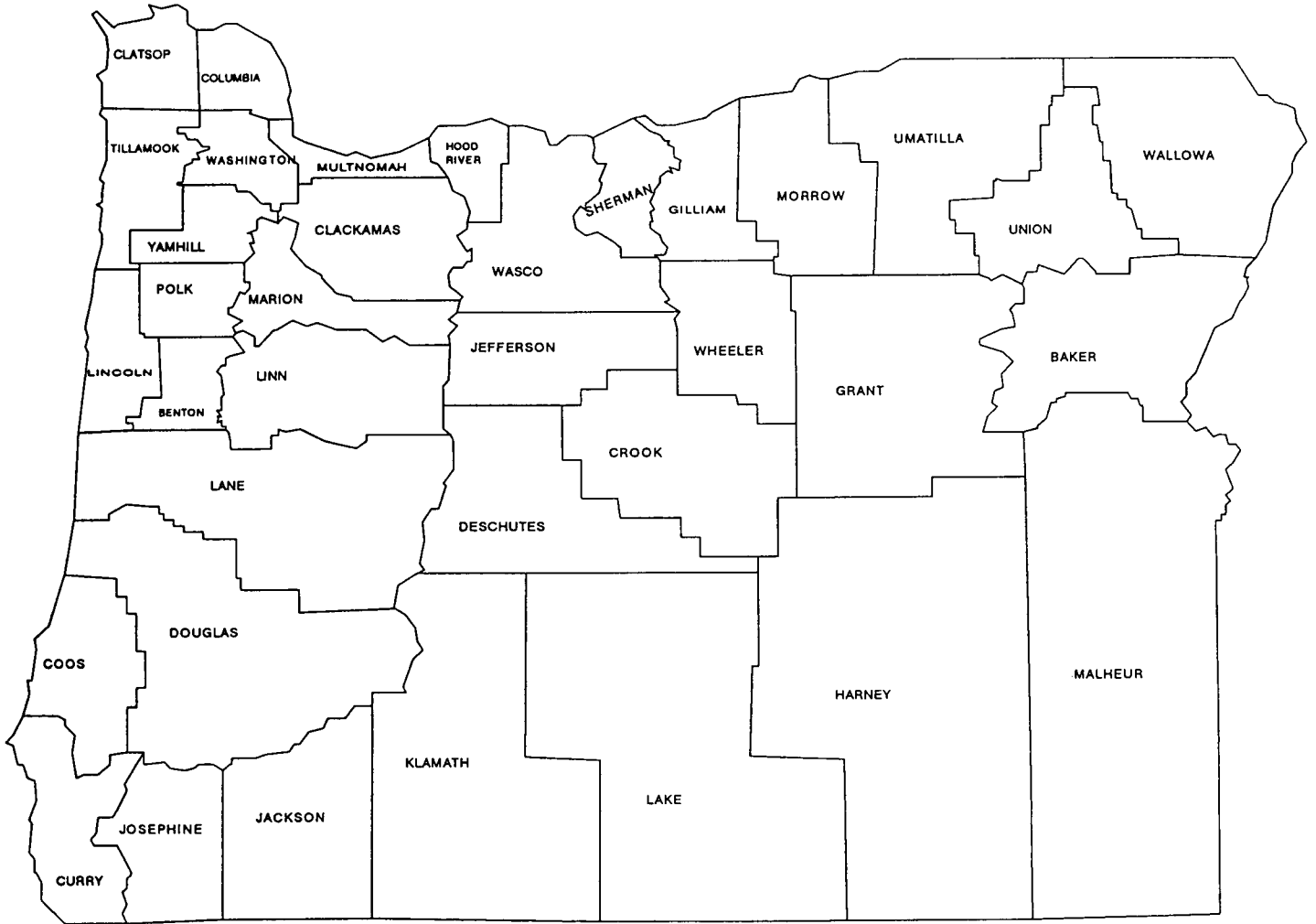
OFFENSES	25,944	8,416	6,041	2,949	1,244	631	86	5
ARRESTS	17,313	2,379	1,535	1,154	257	132	111	11

STATEWIDE CRIMES AGAINST PERSONS, 1999

CLASSIFICATION	1999 OFFENSES	PERSONS ARRESTED				PROPERTY	
		ADULT	JUVENILE	MALE *	FEMALE *	LOSS VALUE *	RECOVERED VALUE *
Willful Murder	71	73	11	71	12		
Aggravated Murder	15	26	1	23	4		
MURDER TOTAL	86	99	12	94	16	NOT APPLICABLE	
Negligent Homicide	5	3	1	2	2	NOT APPLICABLE	
Traffic Death Arrests		7		7		NOT APPLICABLE	
Forcible Rape	1,086						
Attempt Force Rape	158						
RAPE TOTAL	1,244	214	43	254	2	NOT APPLICABLE	
SEX CRIMES							
Non-Force Rape	594	161	18	171	8		
Cont. to Sex Delqncy	251	89	1	80	6		
Physical Molest	2,851	438	162	577	18		
Obscene Phone Call	82						
Incest	61	9	4	12	1		
Exposer	731	216	18	217	11		
Forcible Sodomy	492	80	41	119	2		
Non-Force Sodomy	128	28	10	38			
Other Sex Crimes	851	211	49	237	22		
SEX CRIME TOTAL	6,041	1,232	303	1,451	68	NOT APPLICABLE	
KIDNAPPING							
For Add Crime Purpose	571						
Hostage/Shield	58						
For Ransom	2						
KIDNAPPING TOTAL	631	123	9	123	8	NOT APPLICABLE	
ROBBERY							
Highway	869					224,015	13,943
Business	937					388,088	48,759
Service Station	62					27,515	320
Convenience Store	173					20,067	624
Residence	241					353,226	18,075
Bank	213					350,865	17,406
Other Robbery	454					139,849	8,011
ROBBERY TOTAL	2,949	916	238	970	175	1,503,625	107,138
Aggravated Assault	8,241	1,779	517	1,848	423		
Attempted Murder	175	73	10	71	9		
AGG. ASSAULT TOTAL	8,416	1,852	527	1,919	432	NOT APPLICABLE	
SIMPLE ASSAULT	25,944	14,567	2,746	17,933	4,672	NOT APPLICABLE	
CRIMES AGAINST PERSONS							
TOTAL	45,316	19,013	3,879	22,753	5,375	1,503,625	107,138

* Persons Arrested Male & Female and Property Loss & Recovered columns of this table do not include data from Roseburg Police Department. Property Loss & Recovered columns of this table do not include data from Douglas County Sheriff's Office.

OREGON COUNTY MAP



COUNTY FIVE YEAR PROFILE OF CRIMES AGAINST PERSONS					
	1995	1996	1997	1998	1999
BAKER	346	325	392	369	237
BENTON	831	733	699	741	805
CLACKAMAS	3,745	3,602	3,393	3,633	3,146
CLATSOP	514	475	440	422	456
COLUMBIA	404	420	372	403	418
COOS	1,207	930	937	997	803
CROOK	203	239	256	240	169
CURRY	311	284	222	282	211
DESCHUTES	1,306	1,184	1,226	1,382	1,472
DOUGLAS	1,510	1,466	1,317	1,194	1,068
GILLIAM	21	18	16	18	18
GRANT	105	86	76	66	58
HARNEY	75	82	94	96	67
HOOD RIVER	230	199	181	184	183
JACKSON	2,474	2,389	2,406	2,309	2,143
JEFFERSON	296	317	335	370	288
JOSEPHINE	920	978	994	1,093	915
KLAMATH	1,135	905	969	974	882
LAKE	65	37	40	42	48
LANE	4,855	4,676	4,756	4,619	4,233
LINCOLN	722	596	555	599	646
LINN	1,773	1,645	1,664	1,477	1,316
MALHEUR	667	597	434	367	326
MARION	5,044	4,232	4,293	4,138	3,707
MORROW	135	161	172	167	192
MULTNOMAH	18,194	16,175	15,816	14,449	14,988
POLK	912	687	682	629	597
SHERMAN	31	23	22	21	16
TILLAMOOK	315	290	325	315	257
UMATILLA	1,136	970	976	1,035	817
UNION	278	217	227	217	211
WALLOWA	47	49	52	52	39
WASCO	304	309	370	340	291
WASHINGTON	3,410	3,156	3,313	3,439	3,410
WHEELER	12	15	17	18	8
YAMHILL	1,297	938	894	896	875
TOTAL	54,830	49,405	48,933	47,593	45,316

STATEWIDE TEN YEAR OFFENSE, POPULATION and RATE PROFILE

YEAR	POPULATION	CRIMES AGAINST PERSONS	RATE PER 10,000 POPULATION
1990	2,844,000	48,840	171.7
1991	2,930,000	49,246	168.1
1992	2,979,000	50,928	171.0
1993	3,038,000	53,117	174.8
1994	3,082,000	54,656	177.3
1995	3,132,000	54,830	175.1
1996	3,181,000	49,405	155.3
1997	3,217,000	48,933	152.1
1998	3,267,550	47,593	145.7
1999	3,300,800	45,316	137.3

STATEWIDE FIVE YEAR OFFENSES by FORCE ELEMENT

Year	WEAPON TOTAL	KNIFE/ CUTTING	OTHER WEAPON	PHYSICAL FORCE	FIREARM TOTAL	Firearm by Type			
						Hand Gun	Rifle/ Shotgun	Other Firearm	Unknown Firearm
95	126	20	26	7	73	60	13		
96	119	21	30	10	58	50	8		
97	99	8	13	10	68	51	14		3
98	113	22	9	13	69	49	11		9
99	86	16	15	10	45	28	6	7	4
95	12		7	1	4	2	2		
96	10		3		7	4	3		
97	12		3	1	8	6	2		
98	10		7		3	2	1		
99	5		1	1	3	1	2		
95	1,272	57	42	1,121	52	43	1	3	5
96	1,243	48	42	1,121	32	29	2	1	
97	1,233	48	40	1,116	29	25	1		3
98	1,249	37	47	1,138	27	22			5
99	1,179	38	41	1,076	24	20		1	3
95	4,302	466	361	2,168	1,307	906	56	59	286
96	3,854	402	337	1,959	1,156	871	43	29	213
97	3,736	337	276	1,918	1,205	930	48	20	207
98	3,376	345	250	1,746	1,035	774	47	18	196
99	2,861	266	251	1,559	785	594	34	10	147
95	10,430	1,736	3,468	2,919	2,307	1,348	343	232	384
96	9,322	1,441	2,985	3,138	1,758	1,047	255	163	293
97	9,185	1,416	3,153	2,959	1,657	1,021	232	161	243
98	8,590	1,369	2,976	2,877	1,368	824	221	129	194
99	8,268	1,300	2,998	2,854	1,116	709	143	94	170
95	16,142	2,279	3,904	6,216	3,743	2,359	415	294	675
96	14,548	1,912	3,397	6,228	3,011	2,001	311	193	506
97	14,265	1,809	3,485	6,004	2,967	2,033	297	181	456
98	13,338	1,773	3,289	5,774	2,502	1,671	280	147	404
99	12,399	1,620	3,306	5,500	1,973	1,352	185	112	324

* Negligent Homicide offenses does not include vehicular deaths.

** 1997 force element data incomplete for Negligent Homicide.

1995, 1996, 1997, 1998 & 1999 Data in this table does not include Douglas County Sheriff's Department or Hillsboro Police Department

*** 1998 & 1999 Data in this table does not include Roseburg Police Department.

STATEWIDE HOMICIDE VICTIMS by SEX, RACE and WEAPON

YEAR	TOTAL	SEX		RACE						WEAPON							
		MALE	FEMALE	WHITE	BLACK	INDIAN	HISP.	ASIAN	UNK	HAND-GUN	RIFLE	SHOT-GUN	GUN-UNK	KNIFE	BLUNT OBJ	PHYSICAL FORCE	OTHER WEAPON
1990	110	76	34	83	13	3	7	4		39	10	6		13	12	3	27
1991	129	80	49	89	23	3	12	2		42	5	5	3	34	11	8	21
1992	137	80	57	108	12	2	12	3		36	14	5	5	19	15	15	28
1993	141	96	45	98	19	2	13	8	1	57	7	7	4	30	9	9	18
1994	148	95	53	110	23	1	13		1	67	13	8	8	30	7	7	8
1995	129	86	43	85	21	3	18	2		60	7	6	8	21	14	7	14
1996	119	78	41	77	16	2	16	8		50	4	4		21	14	10	20
1997	99	70	29	66	19	2	9	2		51	7	7	3	8	8	10	5
1998	113	79	34	85	10	2	15	1		49	7	4	9	22	6	13	3
1999	86	56	30	56	13		14	3		28	1	5	11	16	4	10	11

OTHER WEAPONS INCLUDE:

Arson, Asphyxiation, Drowning, Poison, Strangle, etc. and Unknown

ASIAN INCLUDES:

Chinese, Japanese, Vietnamese and Asian or Pacific Islander

STATEWIDE NEGLIGENT HOMICIDE by TYPE

NEGLIGENT HOMICIDE - Killing through gross negligence. Limited to "non-traffic" type of circumstances only.

	1990	1991	1992	1993	1994	1995	1996	1997*	1998	1999
Victim shot while hunting	2		6			1	1			2
Gun cleaning death other than self inflicted	1						1			
Children playing with gun	1	2	1	2	1	2	2	4	1	
Other negligent handling of a gun		2	2	2	7	2	2	4	2	1
All other manslaughter by negligence		2	2	1	8	8	4	4	7	2
NEGLIGENT HOMICIDE TOTAL	4	6	11	5	16	13	10	12	10	5

* 1997 type of circumstance data incomplete for Negligent Homicide.

HOMICIDES - STATE OF OREGON by COUNTY										
	1990	1991	1992	1993	1994	1995	1996	1997	1998	1999
BAKER			1					1	1	2
BENTON	2		1	1	3	2	1			1
CLACKAMAS	5	10	7	11	9	5	5	4	4	4
CLATSOP		3		2		1		2	2	1
COLUMBIA	1	1	5	1		1	1			1
COOS	3	7	2	1	4	1	5	3	1	
CROOK		1	1		1			1		
CURRY		2	1		2					
DESCHUTES	4		4	1	2	2		2	1	3
DOUGLAS	4	10	2	6	4	3	2	2	3	2
GILLIAM										
GRANT	1		3	1				1		
HARNEY							1		1	
HOOD RIVER				1	2					
JACKSON	5	2	5	4	6	9	10	5	7	3
JEFFERSON			2	1			2			1
JOSEPHINE	4	4	4	4	3	7	3	3	5	2
KLAMATH	3	2	3	5	4	3	4	3	5	1
LAKE			1	1					1	
LANE	5	4	10	6	5	12	11	5	12	5
LINCOLN	1		2	2	1	5			4	1
LINN	2		2	2	5	3	2	1	2	1
MALHEUR	1	1	2					1		1
MARION	9	9	19	14	15	15	9	4	15	2
MORROW						1				
MULTNOMAH	42	56	46	61	60	47	49	53	27	42
POLK	3		1	1	3	3	2	1	2	1
SHERMAN										
TILLAMOOK				1						2
UMATILLA **	5		2	1	3	2	2	2	2	2
UNION	1	1		3	2	1				
WALLOWA								1		
WASCO		7			1		1	1	2	
WASHINGTON	7	7	8	9	11	6	7	3	14	6
WHEELER					1					
YAMHILL	2	2	3	1	1		2	2	2	2
TOTAL	110	129	137	141	148	129	119	101	113	86

OTHER SEX CRIMES by TYPE and VICTIM 1998 & 1999								
TYPE	VICTIM ADULT MALE		VICTIM ADULT FEMALE		VICTIM JUVENILE MALE		VICTIM JUVENILE FEMALE	
	1998	1999	1998	1999	1998	1999	1998	1999
Non-Force Rape	5	5	40	39	21 46	34	442	459
Contrib. to Sex Delinq.	3	9	3	5	48	32	203	195
Physical Molest	59	73	361	433	514	456	1,845	1,814
Obscene Phone Call	16	4	79	61	3	0	9	17
Incest	0	1	2	5	13	6	41	47
Indecent Exposure	144	147	320	340	31	37	155	182
Forcible Sodomy	31	23	86	99	174	161	179	211
Non-Force Sodomy	2	5	4	5	45	45	46	65
Other Sex Crimes	49	56	149	168	107	119	408	520
TOTAL	309	323	1,044	1,155	956	890	3,328	3,510

1998 & 1999 Data in this table does not include Douglas County Sheriff's Department, Roseburg Police Department or Hillsboro Police Department.