

STATE OF OREGON
REPORT OF
CRIMINAL OFFENSES and ARRESTS
1999

This report was prepared from information provided through the Oregon Uniform Crime Reporting program by Oregon Law Enforcement Agencies for 1999.

Notes regarding missing data:

Typically, some tables in the report will contain footnotes regarding data which was not reported or not available for various reasons. The 1999 and 1998 reports include several footnotes for four agencies which are normally complete in all respects. These are the Douglas County Sheriff's Office and Roseburg Police Department in Douglas County, the Hillsboro Police Department in Washington County and the Oregon State Police. Each of these agencies made changes to their automated information systems in anticipation of being able to report using new published State standards and formats. LEDS was unable to implement the new central reporting system as planned and, therefore, was unable to accept data from Douglas County, Roseburg, Hillsboro and Oregon State Police in the new format. These four agencies then implemented extra procedures to provide summary level arrest and offense data from their systems for this annual report. Data for some of the more detailed tables could not be effectively included and, where appropriate, these tables have been footnoted.

Additional information relating to this report or the Oregon Uniform Crime Reporting program may be obtained by contacting:

Jeffrey D. Bock, Manager
Oregon Uniform Crime Reporting
Law Enforcement Data System
955 Center Street NE, U520
Salem, Oregon 97301-2559
(503) 378-3057

December 2000

TABLE OF CONTENTS

	Page
INTRODUCTION	vii
SECTION - 1 STATEWIDE SUMMARY	1-1
Summary	1-3
1999 Criminal Offenses by Population Center	1-5
Chart - Total Reported Offenses - January through December 1999	1-6
Reported Offenses	1-7
Map - Oregon County Map	1-8
County Five Year Profile of Total Crimes	1-9
Chart - Total Reported Arrests - January through December 1999	1-10
Reported Arrests	1-11
Index Crime Offenses	1-12
Chart - Total Reported Index Crime Offenses	1-12
Index Crime Arrests.....	1-13
Chart - Total Reported Index Crime Arrests	1-13
Map - Oregon County Map	1-14
County Five Year Profile of Index Crime	1-15
Statewide Offenses by Day of Week, 1999	1-16
Statewide Offenses by Month, 1999	1-17
Statewide Offenses by Type of Location, 1999	1-18
Statewide Offenses by Time of Occurrence, 1999	1-19

	Page
Report of Criminal Offenses Motivated by Prejudice January through December 1999	1-21
Oregon Bias Crime Statistics Summary January through December 1999	1-23
Chart - Bias Crime Total by Month January through December 1999 Compared to January through December 1998	1-24
Chart - Bias Crime by Type of Prejudice January through December 1999 Compared to January through December 1998	1-24
Reported Incidents by Month	1-25
Reported Incidents by Type of Crime	1-25
Reported Incidents by Type of Prejudice	1-25
Number and Description of Victims	1-27
Number and Description of Offenders	1-27
Chart - Crimes Motivated by Prejudice by County January through December 1998 and 1999	1-28
Reported Incidents by County of Occurrence	1-29
Domestic Disturbance Reporting January through December 1999	1-31
Domestic Disturbance Reporting Summary January through December 1999	1-33
Oregon Domestic Disturbance Reported Incidents by County and Type ..	1-34

SECTION - 2 STATEWIDE CRIMES AGAINST PERSONS

OFFENSE and ARREST PROFILE	2-1
Oregon Crime Clock	2-3
Chart - Statewide Crimes Against Persons, 1999	2-4
Statewide Crimes Against Persons, 1999 Offenses, Arrests and Property Loss by Crime	2-5
Map - Oregon County Map	2-6
County Five Year Profile of Crimes Against Persons	2-7
Statewide Ten Year Offense, Population and Rate Profile	2-8
Statewide Five Year Offenses by Force Element	2-9
Statewide Homicide Victims by Sex, Race and Weapon	2-10
Statewide Negligent Homicide by Type	2-10
Homicides - State of Oregon by County	2-11
Other Sex Crimes by Type and Victim 1998 & 1999	2-12

SECTION - 3 STATEWIDE CRIMES AGAINST PROPERTY

OFFENSE and ARREST PROFILE	3-1
Oregon Crime Clock	3-3
Chart - Statewide Crimes Against Property, 1999	3-4
Statewide Crimes Against Property, 1999 Offense, Arrests and Property Loss by Crime	3-5
County Five Year Profile of Crimes Against Property	3-6
Statewide Ten Year Offense, Population and Rate Profile	3-7

	Page
SECTION - 4 STATEWIDE BEHAVIORAL CRIMES	
OFFENSE and ARREST PROFILE	4-1
Oregon Crime Clock	4-3
Chart - Statewide Behavioral Crimes, 1999	4-4
Statewide Behavioral Crimes, 1999 Offenses, Arrests and Property Loss by Crime	4-5
Map - Oregon County Map	4-6
County Five Year Profile of Behavioral Crimes	4-7
Statewide Ten Year Offense, Population and Rate Profile	4-8
Statewide Drug Law Offenses by Type of Drug and Activity, 1999	4-9
Statewide Drug Law Arrests by Type of Drug and Activity, 1999	4-9
Drug Offenses by County and Type, 1999	4-10
Drug Arrests by County and Type, 1999	4-11
Map - Oregon County Map	4-12
Drug Offenses by County 1995 through 1999	4-13
D. U. I. I. Offenses by County 1995 through 1999	4-14
D. U. I. I. Offenses Distributed by County and Major Population Center, 1999 ...	4-15
 SECTION - 5 STATEWIDE REGULATORY OFFENSES	
TRAFFIC CRIME, FISH & GAME, and MARINE VIOLATIONS	5-1
Statewide Offense and Arrest Summary	5-3
Map - Oregon County Map	5-4
Traffic Crime Offenses by County, 1999	5-5
Fish & Game Offenses by County, 1999	5-6
Marine Violations Offenses by County, 1999	5-7

	Page
SECTION - 6 STATEWIDE ARREST INFORMATION	6-1
Number of Arrests by Age - State of Oregon, 1999	6-3
Number of Male Arrests by Age - State of Oregon, 1999	6-4
Number of Female Arrests by Age - State of Oregon, 1999	6-5
Number of Arrests by Race - State of Oregon, 1999	6-7
Map - Oregon County Map	6-8
State of Oregon Arrests by Race & County, 1999	6-9
Total Arrests for Crimes Against Persons by Race & County, 1999	6-10
Total Arrests for Crimes Against Property by Race & County, 1999	6-11
Total Arrests for Behavioral Crimes by Race & County, 1999	6-12
SECTION - 7 STATEWIDE LAW ENFORCEMENT EMPLOYEES and OFFICER ASSAULTED INFORMATION	7-1
Law Enforcement Employees - Statewide, 1999	7-3
Law Enforcement Employees - History	7-3
Law Enforcement Employees by Department with Officer Assault, 1999	7-4
Statewide Officer Assault, 1999	7-9
SECTION - 8 AGENCY SUMMARY and DETAIL TABLES	8-1
SECTION - 9 ABBREVIATED CRIME REPORTING DEFINITIONS	9-1
Crimes Against Persons	9-3
Crimes Against Property	9-4
Behavioral Crimes	9-5

This page is intentionally blank.

INTRODUCTION

The Oregon Uniform Crime Reporting (OUCR) program presents information in offense and arrest groupings of **Crimes Against Persons**, **Crimes Against Property** and **Behavioral Crimes**.

The offense groups are described below.

Crimes Against Persons: Criminal offenses where the victim is present and the act is violent, threatening or has the potential of being physically harmful.

Willful Murder	Kidnapping
Negligent Homicide	Robbery
Rape	Aggravated Assault
Other Sex Crimes	Simple Assault

Crimes Against Property: Criminal offenses that involve taking something of value by theft or deception or the destruction of property.

Burglary	Fraud
Larceny	Embezzlement
Motor Vehicle Theft	Stolen Property (Buy, Sell, Possess)
Arson	Vandalism
Forgery/Counterfeit	

Behavioral Crimes: Crimes that represent society's prohibitions on engaging in certain types of activity such as criminal offenses that violate laws relating to personal conduct, responsibility and public order. Although not necessarily violent or property offenses in themselves, they may often contribute to other criminal acts.

Weapons Regulation Laws	Liquor Laws
Prostitution	Disorderly Conduct
Drug Laws	All Other Offenses (Except Traffic)
Gambling	Curfew
Offenses Against Family	Runaway Juveniles
D. U. I. I.	

Traffic Crime, Fish & Game, and Marine Violations: These three areas will be shown separately and are not included in crime totals listed above.

This page is intentionally blank.

SECTION 1
STATEWIDE SUMMARY

This section presents an overview of Statewide Statistics relating to criminal Offenses and Arrests for 1999.

This page is intentionally blank.

SUMMARY

CRIME IN OREGON

Crime in Oregon decreased 4.7% in 1999 when compared to 1998. Crime increased in 5 of the 36 counties in Oregon.

Crime in the five major populated counties is depicted in this summary as a visual overview of crime in Oregon. The counties of Clackamas, Lane, Marion, Multnomah and Washington represent 59.7% of the State's population. These 5 counties reported 61.0% of the total crime in Oregon and 65.1% of the total Crimes Against Persons.

OREGON POPULATION

Population estimates for Oregon are provided by the Center of Population Research and Census, Portland State University. Total Oregon population for 1999 statistics is 3,300,800.

CRIMES AGAINST PERSONS

Crimes Against Persons decreased 4.8% from 1998 to 1999.

DECREASES REPORTED:

Willful Homicide, Negligent Homicide, Rape, Kidnapping, Robbery, Aggravated Assault and Simple Assault all reported decreases.

INCREASES REPORTED:

Other Sex Crimes reported an increase.

CRIMES AGAINST PROPERTY

Crimes Against Property decreased 8.0% from 1998 to 1999.

DECREASES REPORTED:

Burglary, Larceny, Motor Vehicle Theft, Arson, Forgery/Counterfeiting, Stolen Property Offenses (Possession, buy, sell) and Vandalism all reported decreases.

INCREASES REPORTED:

Fraud and Embezzlement reported increases.

BEHAVIORAL CRIMES

Behavioral Crimes increased 0.4% from 1998 to 1999.

DECREASES REPORTED:

Weapons Offenses, Prostitution, Gambling, Offenses Against Family, Disorderly Conduct, "All Other", Curfew and Runaway all reported decreases.

INCREASES REPORTED:

Drug Laws, D.U.I.I. and Liquor Laws reported increases.

INDEX CRIME RATE

The Index Crime Rate for 1999 was 511.2 crimes per 10,000 population. This is a 11.1% decrease from the rate of 575.3 for 1998. These rates are based on estimated population of 3,300,800 for 1999 and 3,267,550 for 1998.

ARRESTS IN OREGON

Arrests = 165,981 (This excludes arrests for Traffic Crime, Fish & Game, or Marine)

The total number of arrests decreased 3.3%.

Arrests of Adults (persons 18 years and older) decreased 0.8%.

Arrests of Juveniles (persons 17 years and younger) decreased 10.2%.

Arrests of Males decreased 8.8%.

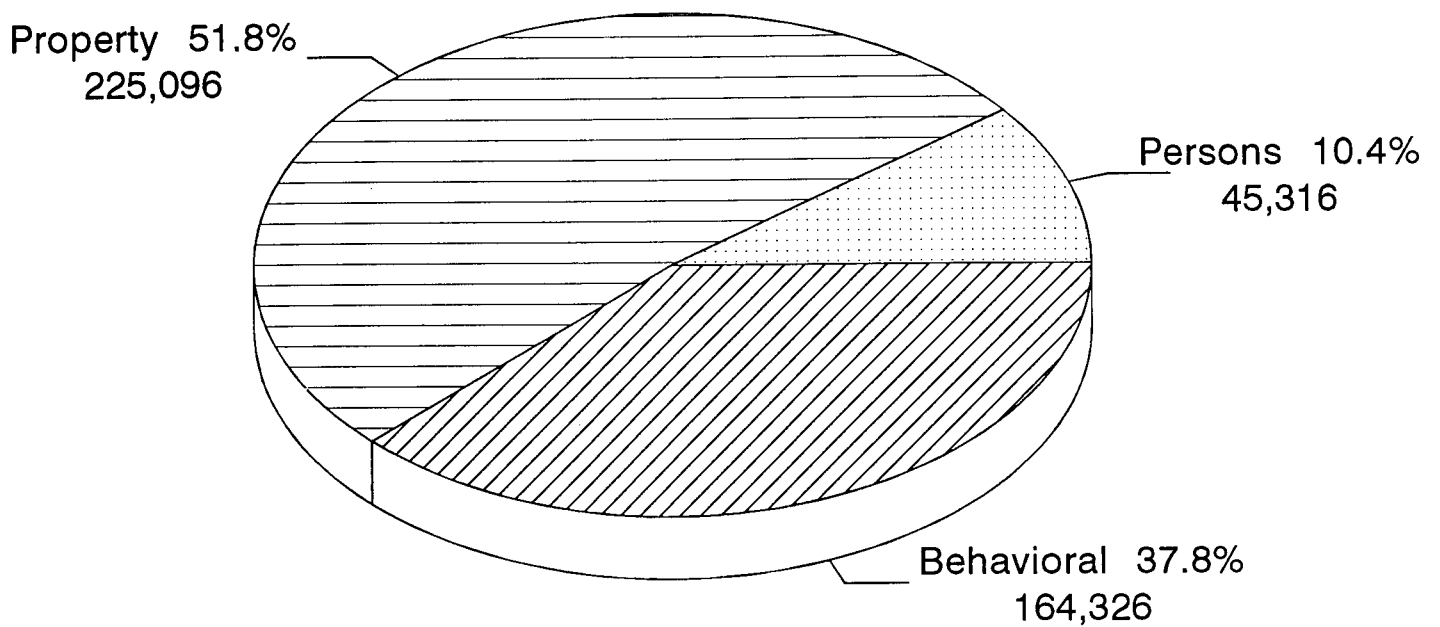
Arrests of Females decreased 7.0%.

1999 CRIMINAL OFFENSES by POPULATION CENTER

The cities of Portland, Salem and Eugene, combined have 23.6% of the Oregon population and reported 37.4% of the Crimes Against Persons, 33.5% of the Crimes Against Property, 27.5% of Behavioral Crimes and 31.7% of the Crime Total.

Multnomah, Clackamas, Washington, Marion and Lane Counties contain 59.7% of the State's population and reported 61.0% of the Crime Total.

TOTAL REPORTED OFFENSES
January through December 1999



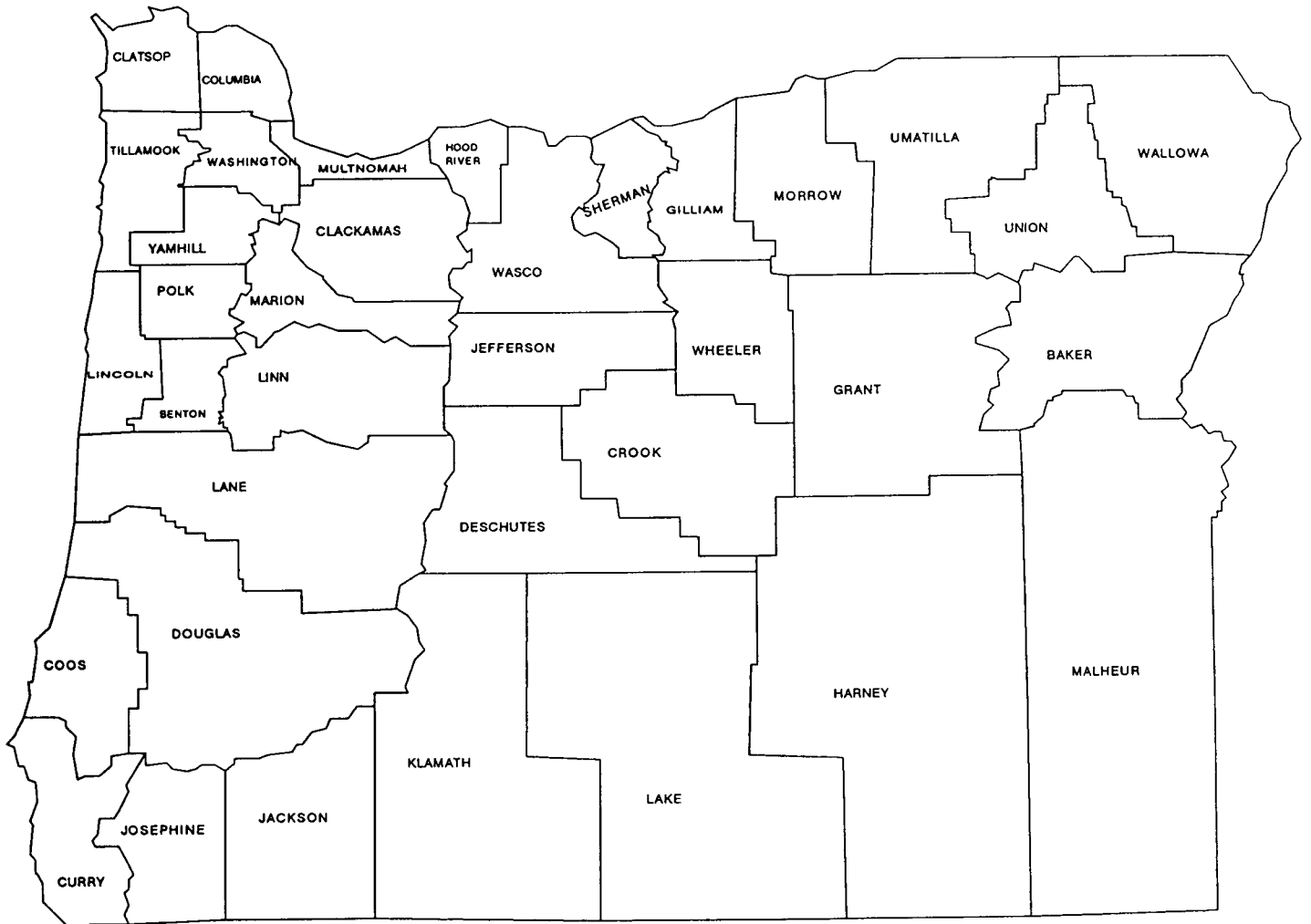
Total Offenses = 434,738

REPORTED OFFENSES

			PERCENT	RATE PER 10,000	
	1998	1999	CHANGE	1998	1999
CRIMES AGAINST PERSONS					
Willful Murder *	113	86	-23.9%	0.3	0.3
Negligent Homicide (1)	10	5	-50.0%	0.0	0.0
Forcible Rape *	1,290	1,244	-3.6%	3.9	3.8
Other Sex Offenses	5,877	6,041	2.8%	18.0	18.3
Kidnapping	636	631	-0.8%	1.9	1.9
Robbery *	3,464	2,949	-14.9%	10.6	8.9
Aggravated Assault *	8,822	8,416	-4.6%	27.0	25.5
Simple Assault	27,381	25,944	-5.2%	83.8	78.6
TOTAL	47,593	45,316	-4.8%	145.7	137.3
CRIMES AGAINST PROPERTY					
Burglary *	30,456	26,854	-11.8%	93.2	81.4
Larceny *	124,533	113,602	-8.8%	381.1	344.2
Motor Vehicle Theft *	17,712	14,012	-20.9%	54.2	42.5
Arson *	1,579	1,561	-1.1%	4.8	4.7
Forgery/Counterfeiting	13,174	12,831	-2.6%	40.3	38.9
Fraud	10,124	10,950	8.2%	31.0	33.2
Embezzlement	732	766	4.6%	2.2	2.3
Stolen Property	914	830	-9.2%	2.8	2.5
Vandalism	45,489	43,690	-4.0%	139.2	132.4
TOTAL	244,713	225,096	-8.0%	748.9	681.9
BEHAVIORAL CRIMES					
Weapon Laws	3,897	3,508	-10.0%	11.9	10.6
Prostitution	896	815	-9.0%	2.7	2.5
Drug Laws	19,962	23,609	18.3%	61.1	71.5
Gambling	25	23	-8.0%	0.1	0.1
Crimes Against Family	2,600	2,462	-5.3%	8.0	7.5
D.U.I.I.	24,162	25,091	3.8%	73.9	76.0
Liquor Laws	15,187	16,296	7.3%	46.5	49.4
Disorderly Conduct	17,032	16,183	-5.0%	52.1	49.0
All Other (Except Traffic)	59,472	59,066	-0.7%	182.0	178.9
Curfew	7,431	5,606	-24.6%	22.7	17.0
Runaway Juveniles	13,009	11,667	-10.3%	39.8	35.3
TOTAL	163,673	164,326	0.4%	500.9	497.8
GRAND TOTAL	455,979	434,738	-4.7%	1395.5	1317.1
* Index Total	187,969	168,724	-10.2%	575.3	511.2
Traffic Crime	26,539	22,864	-13.8%	81.2	69.3
Fish & Game Violations	4,466	4,829	8.1%	13.7	14.6
Marine Violations	691	881	27.5%	2.1	2.7

(1) Negligent Homicide offenses do not include vehicular deaths

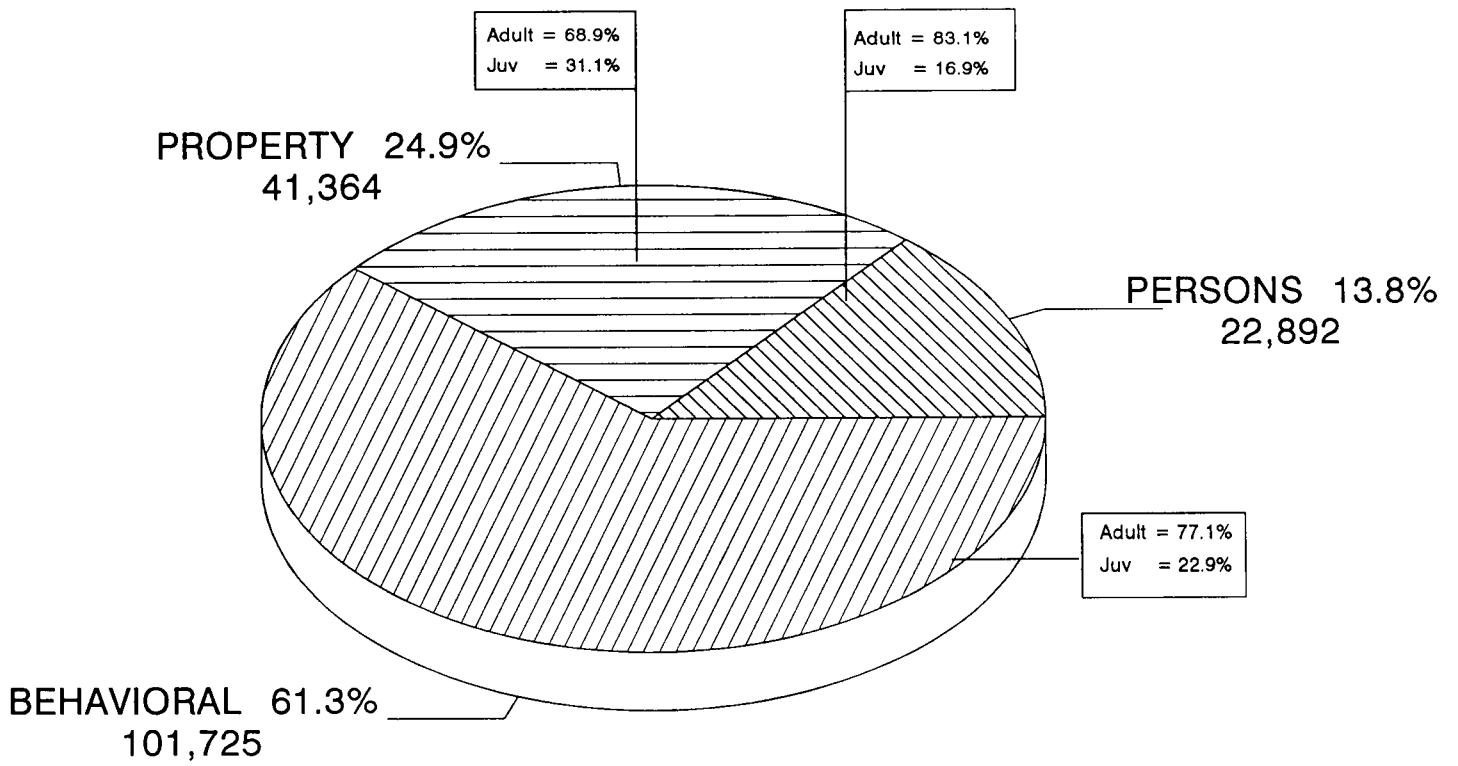
OREGON COUNTY MAP



COUNTY FIVE YEAR PROFILE OF TOTAL CRIMES

	1995	1996	1997	1998	1999
BAKER	2,584	2,888	3,452	2,836	2,171
BENTON	9,883	9,072	9,691	8,819	8,760
CLACKAMAS	33,079	35,053	34,355	33,819	32,986
CLATSOP	6,781	6,089	6,181	6,259	5,932
COLUMBIA	4,350	4,333	4,215	4,543	4,564
COOS	12,370	10,577	11,316	10,980	9,246
CROOK	2,373	2,705	2,951	2,643	2,270
CURRY	2,230	1,913	1,777	1,882	1,528
DESCHUTES	13,836	13,893	15,196	13,495	14,590
DOUGLAS	13,466	13,870	13,708	12,865	11,746
GILLIAM	124	164	156	227	241
GRANT	708	666	649	485	757
HARNEY	572	694	1,013	764	657
HOOD RIVER	1,947	1,984	2,128	2,095	2,013
JACKSON	22,835	26,639	29,032	27,432	25,349
JEFFERSON	2,664	2,558	2,531	2,532	2,386
JOSEPHINE	8,481	8,584	10,119	9,503	8,622
KLAMATH	6,928	5,977	6,612	6,401	5,337
LAKE	522	447	508	439	391
LANE	45,532	45,884	49,498	45,398	43,585
LINCOLN	7,169	6,905	6,827	6,933	6,523
LINN	20,087	18,611	19,708	17,104	15,273
MALHEUR	4,703	4,915	4,517	3,790	3,930
MARION	51,394	46,652	49,254	47,466	42,400
MORROW	1,099	1,233	1,178	1,367	1,355
MULTNOMAH	117,532	111,094	118,636	108,340	108,890
POLK	9,139	8,944	9,050	8,625	7,880
SHERMAN	193	188	160	196	162
TILLAMOOK	2,629	2,503	2,458	2,896	2,498
UMATILLA	10,397	9,505	10,469	11,214	10,059
UNION	2,237	2,166	2,508	2,210	2,002
WALLOWA	514	507	505	528	254
WASCO	3,841	3,235	3,627	4,113	3,439
WASHINGTON	37,112	36,245	39,317	37,873	37,327
WHEELER	128	148	130	120	99
YAMHILL	12,076	10,691	10,668	9,787	9,516
TOTAL	471,515	457,532	484,100	455,979	434,738

TOTAL REPORTED ARRESTS January through December 1999



Total Arrests = 165,981

REPORTED ARRESTS

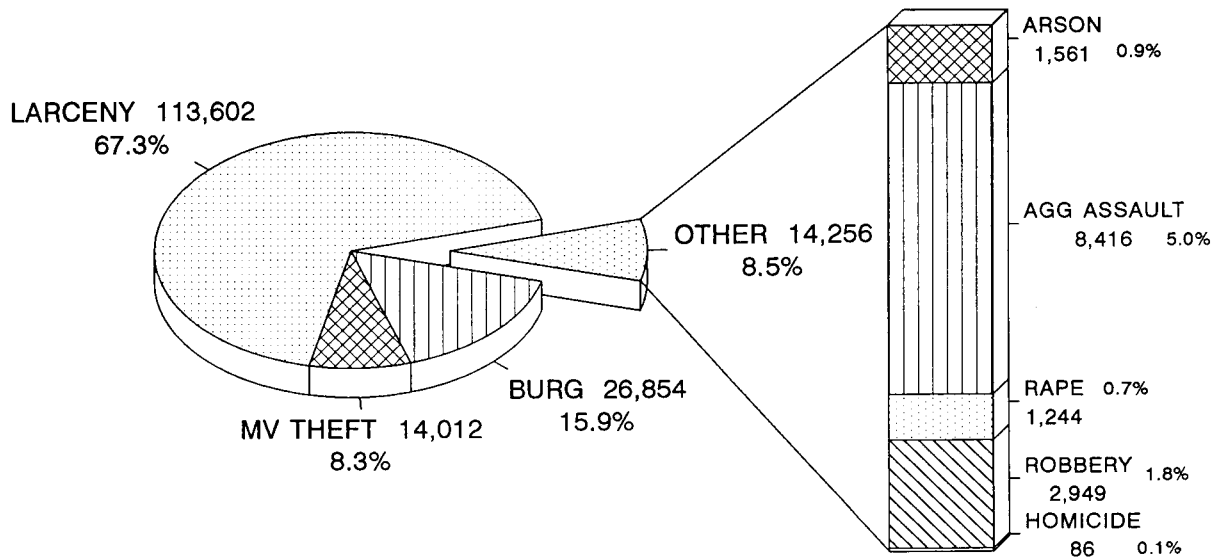
	1998			1999			TOTAL
	ADULT	JUVENILE	TOTAL	ADULT	JUVENILE	TOTAL	PERCENT CHANGE
CRIMES AGAINST PERSONS							
Willful Murder *	116	14	130	99	12	111	-14.6%
Negligent Homicide (1)	22	1	23	10	1	11	-52.2%
Forcible Rape *	238	53	291	214	43	257	-11.7%
Other Sex Offenses	1,217	322	1,539	1,232	303	1,535	-0.3%
Kidnapping	139	10	149	123	9	132	-11.4%
Robbery *	1,078	291	1,369	916	238	1,154	-15.7%
Aggravated Assault *	1,995	565	2,560	1,852	527	2,379	-7.1%
Simple Assault	14,811	2,762	17,573	14,567	2,746	17,313	-1.5%
TOTAL	19,616	4,018	23,634	19,013	3,879	22,892	-3.1%
CRIMES AGAINST PROPERTY							
Burglary *	2,541	1,463	4,004	2,264	1,397	3,661	-8.6%
Larceny *	17,953	8,507	26,460	16,777	7,752	24,529	-7.3%
Motor Vehicle Theft *	2,306	988	3,294	1,857	760	2,617	-20.6%
Arson *	188	312	500	202	265	467	-6.6%
Forgery/Counterfeiting	3,094	204	3,298	2,847	197	3,044	-7.7%
Fraud	1,308	147	1,455	1,333	134	1,467	0.8%
Embezzlement	77	2	79	85	4	89	12.7%
Stolen Property	553	145	698	416	152	568	-18.6%
Vandalism	2,737	2,489	5,226	2,717	2,205	4,922	-5.8%
TOTAL	30,757	14,257	45,014	28,498	12,866	41,364	-8.1%
BEHAVIORAL CRIMES							
Weapon Laws	2,068	466	2,534	1,800	385	2,185	-13.8%
Prostitution	750	12	762	601	8	609	-20.1%
Drug Laws	14,638	2,259	16,897	14,852	2,058	16,910	0.1%
Gambling	15	2	17	13		13	-23.5%
Crimes Against Family	770	25	795	710	19	729	-8.3%
D.U.I.I.	22,225	353	22,578	23,091	373	23,464	3.9%
Liquor Laws	12,297	5,885	18,182	13,471	6,022	19,493	7.2%
Disorderly Conduct	4,617	1,376	5,993	4,701	1,474	6,175	3.0%
All Other (Except Traffic)	19,208	7,104	26,312	19,164	6,021	25,185	-4.3%
Curfew		5,387	5,387		3,907	3,907	-27.5%
Runaway Juveniles		3,483	3,483		3,055	3,055	-12.3%
TOTAL	76,588	26,352	102,940	78,403	23,322	101,725	-1.2%
GRAND TOTAL	126,961	44,627	171,588	125,914	40,067	165,981	-3.3%
* Index Total	26,415	12,193	38,608	24,181	10,994	35,175	-8.9%
Traffic Crime	13,763	606	14,369	13,886	549	14,435	0.5%
Fish & Game Violations	4,208	227	4,435	4,572	231	4,803	8.3%
Marine Violations	638	31	669	809	24	833	24.5%

(1) Negligent Homicide arrests include both vehicular and non-vehicular circumstances.

INDEX CRIME OFFENSES

INDEX	1998	1999	PERCENT CHANGE	RATE PER 10,000	
				1998	1999
Willful Murder	113	86	-23.9%	0.3	0.3
Forcible Rape	1,290	1,244	-3.6%	3.9	3.8
Robbery	3,464	2,949	-14.9%	10.6	8.9
Aggravated Assault	8,822	8,416	-4.6%	27.0	25.5
Total Violent Index	13,689	12,695	-7.3%	41.9	38.5
Burglary	30,456	26,854	-11.8%	93.2	81.4
Larceny	124,533	113,602	-8.8%	381.1	344.2
Motor Vehicle Theft	17,712	14,012	-20.9%	54.2	42.5
Arson	1,579	1,561	-1.1%	4.8	4.7
Total Property Index	174,280	156,029	-10.5%	533.4	472.7
INDEX TOTAL	187,969	168,724	-10.2%	575.3	511.2

TOTAL REPORTED INDEX CRIME OFFENSES January through December 1999

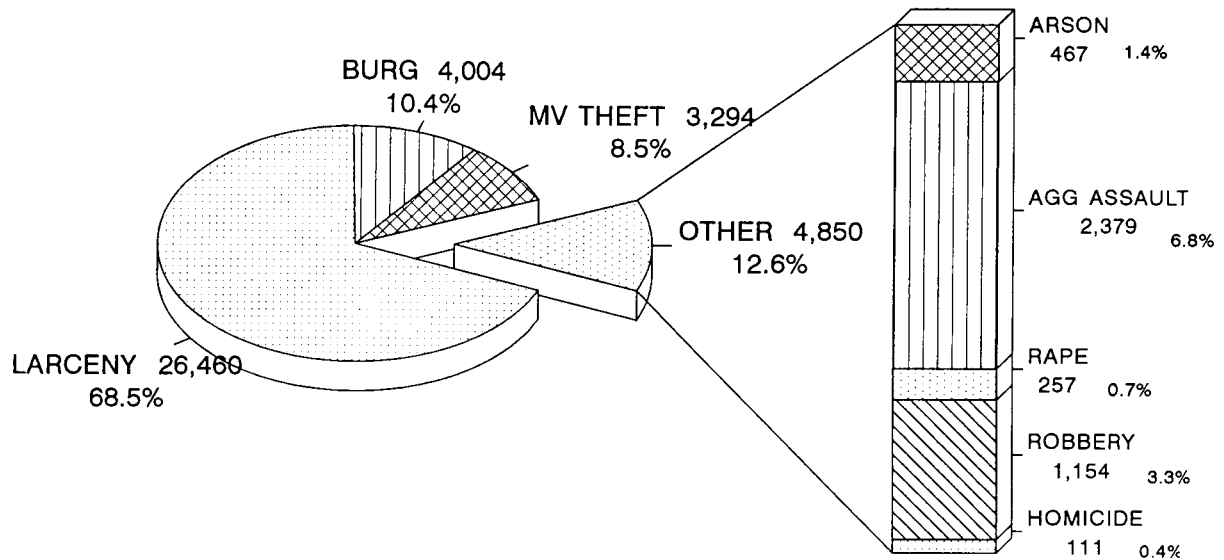


Total Index Crime = 168,724

INDEX CRIME ARRESTS

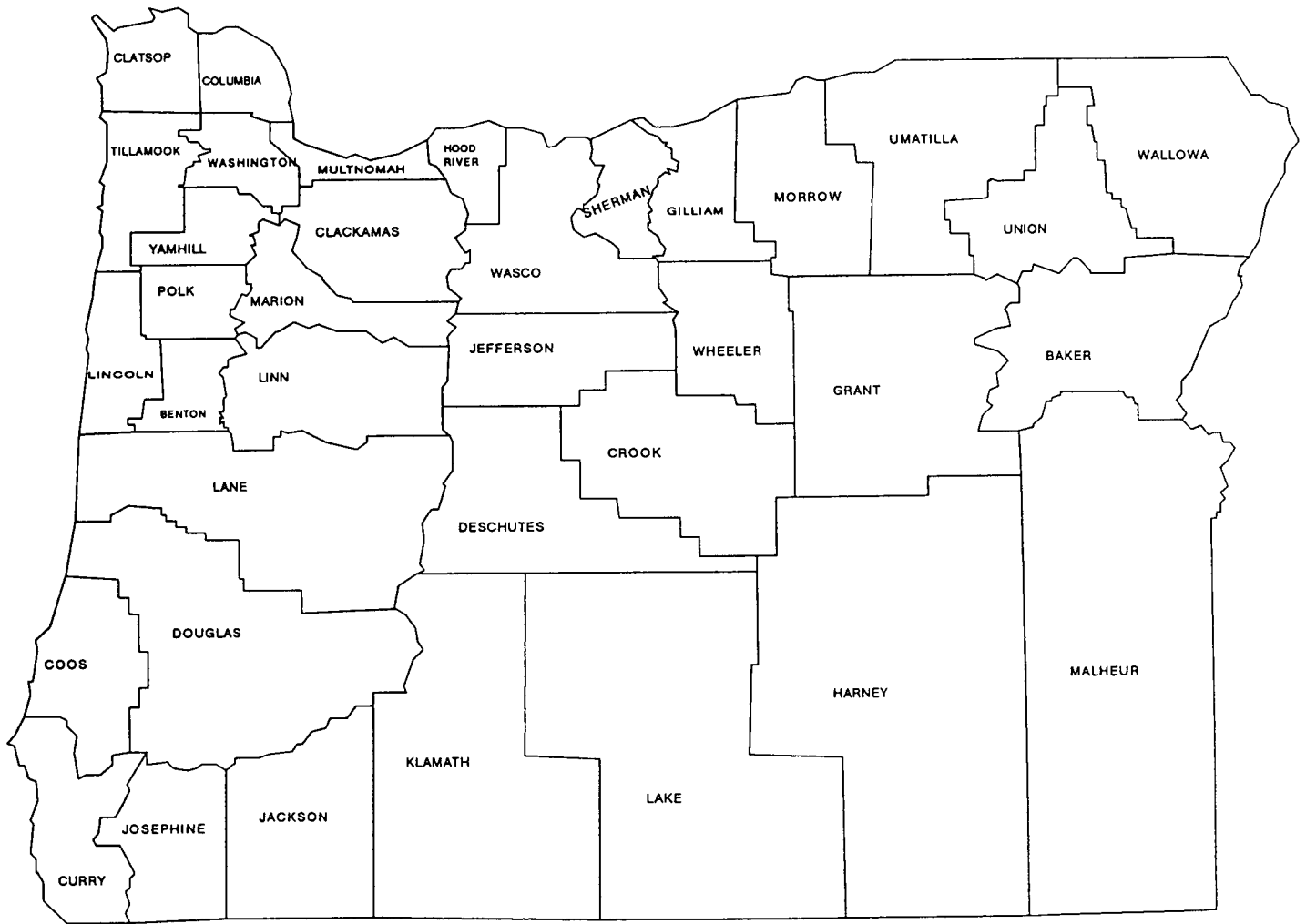
INDEX	1998			1999			PERCENT CHANGE
	ADULT	JUVENILE	TOTAL	ADULT	JUVENILE	TOTAL	
Willful Murder	116	14	130	99	12	111	-14.6%
Forcible Rape	238	53	291	214	43	257	-11.7%
Robbery	1,078	291	1,369	916	238	1,154	-15.7%
Aggravated Assault	1,995	565	2,560	1,852	527	2,379	-7.1%
Total Violent Index	3,427	923	4,350	3,081	820	3,901	-10.3%
Burglary	2,541	1,463	4,004	2,264	1,397	3,661	-8.6%
Larceny	17,953	8,507	26,460	16,777	7,752	24,529	-7.3%
Motor Vehicle Theft	2,306	988	3,294	1,857	760	2,617	-20.6%
Arson	188	312	500	202	265	467	-6.6%
Total Property Index	22,988	11,270	34,258	21,100	10,174	31,274	-8.7%
INDEX TOTAL	26,415	12,193	38,608	24,181	10,994	35,175	-8.9%

TOTAL REPORTED INDEX CRIME ARRESTS January through December 1999



Total Index Crime = 35,175

OREGON COUNTY MAP



COUNTY FIVE YEAR PROFILE OF INDEX CRIMES					
	1995	1996	1997	1998	1999
BAKER	945	995	1,151	959	774
BENTON	3,868	3,375	3,735	3,063	3,120
CLACKAMAS	16,183	16,142	16,637	16,259	15,196
CLATSOP	1,895	1,988	1,752	1,823	1,517
COLUMBIA	1,162	1,121	1,163	1,217	920
COOS	3,821	2,962	3,251	2,807	2,182
CROOK	769	745	957	630	497
CURRY	680	619	540	565	470
DESCHUTES	6,020	5,878	6,540	5,120	5,276
DOUGLAS	4,747	4,396	4,202	3,917	3,255
GILLIAM	31	33	34	56	24
GRANT	230	189	213	100	97
HARNEY	219	191	253	205	217
HOOD RIVER	685	643	837	751	671
JACKSON	10,748	9,177	10,181	9,663	8,220
JEFFERSON	832	851	772	599	635
JOSEPHINE	3,825	3,369	3,984	3,717	3,298
KLAMATH	3,160	2,522	2,618	2,405	1,829
LAKE	180	194	181	163	142
LANE	22,418	21,840	23,536	21,367	19,067
LINCOLN	2,601	2,277	2,496	2,647	2,497
LINN	7,297	6,202	7,084	6,126	5,335
MALHEUR	1,517	1,444	1,355	1,218	910
MARION	21,549	18,530	19,529	18,484	16,192
MORROW	363	461	425	463	432
MULTNOMAH	63,355	57,837	61,608	54,182	49,969
POLK	2,559	2,370	2,351	2,292	2,077
SHERMAN	70	66	59	56	48
TILLAMOOK	820	692	648	809	642
UMATILLA	3,021	2,895	3,099	3,253	2,620
UNION	752	831	1,056	804	582
WALLOWA	149	158	160	130	80
WASCO	1,469	1,132	1,231	1,239	1,007
WASHINGTON	17,051	16,977	18,320	17,428	15,807
WHEELER	54	46	44	27	23
YAMHILL	3,714	3,748	3,969	3,425	3,096
TOTAL	208,759	192,896	205,971	187,969	168,724

STATEWIDE OFFENSES by DAY OF WEEK, 1999
(Includes offenses which were later unfounded)

		OFFENSE SUMMARY BY DAY OF WEEK								
CLASSIFICATION OF OFFENSES	OFFENSE COUNT	SUNDAY	MONDAY	TUESDAY	WEDNESDAY	THURSDAY	FRIDAY	SATURDAY	UNKNOWN	
PART 1 & PART 2										
01. HOMICIDE										
1. WILLFUL MURDER	69	13	8	7	6	11	14	8	2	
2. AGGRAVATED MURDER	14	1	1	1	1	3	4	3		
3. NEGL. NON-TRAFFIC	4	1		1				2		
TOTAL	87	15	9	9	7	14	18	13	2	
02. RAPE (FORCIBLE)										
1. FORCIBLE	1,038	142	139	98	122	106	139	125	167	
2. ATTEMPT RAPE-FORCE	160	14	28	16	17	20	25	23	17	
TOTAL	1,198	156	167	114	139	126	164	148	184	
03. ROBBERY										
1. HIGHWAY	862	144	109	123	127	116	120	106	17	
2. BUSINESS	928	115	141	129	135	118	123	132	35	
3. SERVICE STATION	61	12	8	3	10	9	10	8	1	
4. CONVENIENCE STORE	170	31	26	28	21	22	22	18	2	
5. RESIDENCE	238	28	45	33	33	28	34	32	5	
6. BANK	210		48	23	48	35	44	9	3	
9. OTHER	399	60	41	49	56	56	52	80	5	
TOTAL	2,868	390	418	388	430	384	405	385	68	
04. AGGRAVATED ASSAULT										
1. AGGRAVATED	7,996	1,301	1,019	966	994	961	1,224	1,331	200	
3. ATTEMPTED MURDER	159	33	17	15	17	17	25	32	3	
TOTAL	8,155	1,334	1,036	981	1,011	978	1,249	1,363	203	
05. BURGLARY										
1. RESIDENCE	16,063	1,693	2,149	1,979	2,018	1,992	2,230	1,780	2,222	
2. BUSINESS	5,951	734	761	694	783	677	803	710	789	
3. OTHER STRUCTURE	4,090	419	533	416	432	461	492	426	911	
TOTAL	26,104	2,846	3,443	3,089	3,233	3,130	3,525	2,916	3,922	
06. LARCENY										
1. PICKPOCKET	209	31	33	26	23	25	30	36	5	
2. PURSES/NATCH	252	28	34	36	41	37	38	35	3	
3. SHOPLIFT	17,699	2,097	2,367	2,498	2,521	2,552	2,732	2,752	180	
4. FROM MOTOR VEHICLE	31,864	4,007	4,064	4,008	4,080	4,014	4,398	4,089	3,204	
5. MOTOR VEH. PART/ACC.	10,851	1,267	1,280	1,341	1,382	1,345	1,361	1,285	1,590	
6. BICYCLES	6,746	784	930	903	980	890	916	768	575	
7. FROM PUBLIC BUILDING	8,830	781	1,183	1,151	1,232	1,156	1,251	1,057	1,019	
8. FROM COIN-OP MACHINE	345	45	59	47	38	40	41	41	34	
9. ALL OTHERS	33,524	3,160	4,384	4,033	4,063	3,901	4,643	3,692	5,648	
TOTAL	110,320	12,200	14,334	14,043	14,360	13,960	15,410	13,755	12,258	
07. MOTOR VEHICLE THEFT										
1. AUTOMOBILES	8,579	1,103	1,088	1,090	1,114	1,071	1,149	1,150	814	
2. TRUCKS AND BUSESSES	4,304	541	556	543	523	562	510	562	507	
3. MOTORCYCLES	628	79	79	68	78	79	64	88	93	
4. SNOWMOBILES	42	3	1	2	3	8	7	6	12	
9. OTHER VEHICLES	380	46	48	53	51	40	60	59	23	
TOTAL	13,933	1,772	1,772	1,756	1,769	1,760	1,790	1,865	1,449	
08. SIMPLE ASSAULT	24,962	3,890	3,376	3,301	3,227	3,319	3,546	3,894	409	
09. ARSON	1,311	184	167	173	194	179	183	174	57	
10. FORGERY/COUNTERFEIT	12,319	992	1,825	1,803	1,779	1,726	2,032	1,181	981	
11. FRAUD	10,545	1,013	1,423	1,501	1,566	1,336	1,471	1,069	1,166	
12. EMBEZZLEMENT	764	62	72	69	88	79	91	77	226	
13. STOLEN PROPERTY	741	72	98	173	80	105	110	66	37	
14. VANDALISM	42,148	5,489	5,241	4,931	4,834	4,992	6,043	5,864	4,754	
15. WEAPON LAWS	3,058	397	388	430	411	453	502	443	34	
16. PROSTITUTION	811	60	50	79	99	111	196	202	14	
17. SEX CRIMES	5,479	482	634	648	641	674	779	498	1,123	
18. DRUG LAWS	20,838	2,379	2,540	2,846	3,064	3,184	3,538	2,856	431	
19. GAMBLING	22	4	1	4	4	3	3	3	-	
20. OFF. AGAINST FAMILY	2,420	269	349	328	375	360	360	284	95	
21. DRIVING UNDER INFLUENCE	18,211	3,731	1,732	1,610	1,695	1,992	3,011	4,438	2	
22. LIQUOR LAWS	14,431	2,204	1,192	1,294	1,359	1,616	3,083	3,638	45	
24. DISORDERLY CONDUCT	16,094	2,352	2,002	2,028	2,024	2,148	2,455	2,599	486	
25. KIDNAPPING	589	92	78	81	69	64	94	78	33	
26. ALL OTHER	56,558	6,911	7,848	8,163	8,034	8,056	8,798	7,671	1,077	
28. CURFEW	5,347	917	726	700	630	682	753	937	2	
29. RUNAWAY	11,012	1,286	1,718	1,564	1,469	1,451	1,883	1,404	237	
GRAND TOTAL	410,325	51,499	52,639	52,106	52,591	52,882	61,492	57,821	29,295	

Does not include data from Douglas County Sheriff's Office, Roseburg Police Department or Hillsboro Police Department. Does not include D.U.I. offenses from Oregon State Police.

STATEWIDE OFFENSES by MONTH, 1999
(Includes offenses which were later unfounded)

		OFFENSES BY MONTH OF OCCURANCE													
CLASSIFICATION OF OFFENSES		JAN	FEB	MAR	APR	MAY	JUN	JUL	AUG	SEP	OCT	NOV	DEC	TOTAL	
PART 1 & PART 2															
01.	HOMICIDE														
	1. WILLFUL MURDER	6	5	5	7	4	5	5	13	3	4	8	3	68	
	2. AGGRAVATED MURDER		3	2	1		1	1	1		3	1	1	14	
	3. NEGL. NON-TRAFFIC		1	1						2				4	
	4. TRAFFIC DEATH ARRESTS														
	TOTAL	6	8	8	8	4	6	6	14	5	7	9	4	85	
02.	RAPE (FORCIBLE)														
	1. FORCIBLE	108	84	86	80	85	83	103	78	92	96	82	75	1,052	
	2. ATTEMPT RAPE-FORCE	18	9	10	9	16	16	16	11	14	21	9	7	156	
	TOTAL	115	90	96	89	101	99	119	89	106	117	91	82	1,194	
03.	ROBBERY														
	1. HIGHWAY	95	79	58	58	62	70	67	85	77	63	65	79	858	
	2. BUSINESS	108	106	88	67	63	78	71	69	62	69	63	86	930	
	3. SERVICE STATION	3	7	3	3	1	8	4	6	1	9	5	11	61	
	4. CONVENIENCE STORE	25	17	16	8	4	15	18	21	7	13	13	13	170	
	5. RESIDENCE	18	15	24	13	26	22	17	25	18	21	24	15	238	
	6. BANK	28	30	18	10	11	26	19	10	10	14	21	15	212	
	9. OTHER	43	30	28	23	30	43	31	32	33	27	32	45	397	
	TOTAL	320	284	235	182	197	262	227	248	208	216	223	264	2,866	
04.	AGGRAVATED ASSAULT														
	1. AGGRAVATED	791	628	625	654	729	642	738	683	657	658	653	660	8,118	
	3. ATTEMPTED MURDER	14	16	15	10	14	18	9	19	16	7	14	17	169	
	TOTAL	805	644	640	664	743	660	747	702	673	665	667	677	8,287	
05.	BURGLARY														
	1. RESIDENCE	1,311	1,155	1,401	1,287	1,320	1,247	1,346	1,415	1,398	1,346	1,422	1,298	15,946	
	2. BUSINESS	538	464	564	443	542	505	499	523	449	444	475	519	5,965	
	3. OTHER STRUCTURE	330	293	377	326	387	334	360	340	317	304	384	358	4,110	
	TOTAL	2,179	1,912	2,342	2,056	2,249	2,086	2,205	2,278	2,164	2,094	2,281	2,175	26,021	
06.	LARCENY														
	1. PICKPOCKET	21	14	18	14	16	23	20	14	16	18	13	21	208	
	2. PURSES/NATCH	18	20	25	20	18	23	18	27	19	21	12	28	249	
	3. SHOPLIFT	1,744	1,539	1,555	1,408	1,587	1,466	1,354	1,370	1,308	1,491	1,463	1,404	17,689	
	4. FROM MOTOR VEHICLE	2,948	2,447	2,592	2,567	2,686	2,595	2,465	2,556	2,478	2,847	2,912	2,822	31,915	
	5. MOTOR VEH. PART/ACC.	1,017	823	868	878	996	813	836	961	927	957	853	908	10,837	
	6. BICYCLES	355	301	372	436	503	645	801	913	791	752	468	392	6,729	
	7. FROM PUBLIC BUILDING	1,070	898	752	639	729	711	547	637	637	745	707	723	8,795	
	8. FROM COIN-OP MACHINE	32	15	27	39	44	37	20	32	38	19	21	21	345	
	9. ALL OTHERS	2,772	2,295	2,617	2,580	2,854	2,889	2,964	2,885	2,735	2,943	2,690	3,090	33,314	
	TOTAL	9,977	8,352	8,826	8,581	9,433	9,202	9,025	9,395	8,949	9,793	9,139	9,409	110,081	
07.	MOTOR VEHICLE THEFT														
	1. AUTOMOBILES	769	670	733	683	699	624	627	614	577	739	738	764	8,237	
	2. TRUCKS AND BUSES	436	310	376	299	294	284	295	314	291	399	443	429	4,170	
	3. MOTORCYCLES	37	33	46	40	40	59	55	86	53	74	56	44	623	
	4. SNOWMOBILES	3	5	2	4	6	2	1	4	4	4	1	6	42	
	9. OTHER VEHICLES	50	30	39	39	59	57	55	55	56	63	61	39	603	
	TOTAL	1,295	1,048	1,196	1,065	1,098	1,026	1,033	1,073	981	1,279	1,299	1,282	13,675	
08.	SIMPLE ASSAULT	2,062	1,858	2,083	2,048	2,256	2,061	2,159	2,340	2,188	2,167	1,965	1,832	25,019	
09.	ARSON	88	73	131	134	128	170	197	163	141	108	98	73	1,504	
10.	FORGERY/COUNTERFEIT	1,099	1,130	1,091	875	1,141	916	848	906	957	1,185	1,106	1,141	12,395	
11.	FRAUD	845	765	851	770	733	828	901	960	972	896	964	1,016	10,501	
12.	EMBEZZLEMENT	71	68	53	52	56	63	80	61	59	62	58	81	764	
13.	STOLEN PROPERTY	86	68	80	57	51	84	59	58	54	54	63	55	769	
14.	VANDALISM	3,566	2,954	3,513	3,227	3,729	3,756	3,766	3,759	3,273	3,527	3,550	3,518	42,138	
15.	WEAPON LAWS	344	305	296	289	296	269	279	247	259	300	255	249	3,388	
16.	PROSTITUTION	43	76	37	132	66	126	47	57	62	54	72	40	812	
17.	SEX CRIMES	427	424	509	533	503	508	512	526	489	496	459	449	5,835	
18.	DRUG LAWS	2,331	2,099	1,864	1,776	1,845	1,713	1,800	1,872	1,956	2,063	1,791	1,593	22,703	
19.	GAMBLING	4	1	2	1	-	-	4	2	3	4	2	-	23	
20.	OFF. AGAINST FAMILY	192	180	221	196	253	217	234	203	215	150	174	167	2,402	
21.	DRIVING UNDER INFLUENCE	1,916	1,609	1,459	1,431	1,593	1,487	1,723	1,541	1,442	1,403	1,269	1,338	18,211	
22.	LIQUOR LAWS	1,252	1,010	1,314	1,213	1,413	1,351	1,470	1,488	1,376	1,389	1,054	958	15,288	
24.	DISORDERLY CONDUCT	1,255	1,089	1,188	1,293	1,387	1,398	1,475	1,557	1,477	1,415	1,182	1,190	15,906	
25.	KIDNAPPING	57	54	44	33	65	45	58	56	49	53	43	43	600	
26.	ALL OTHER	4,828	4,296	4,700	4,554	4,929	4,826	4,941	4,952	4,887	4,898	4,515	4,286	56,612	
28.	CURFEW	539	420	363	317	378	557	577	606	373	438	406	413	5,387	
29.	RUNAWAY	971	877	1,009	1,106	1,052	929	773	815	770	1,008	883	769	10,962	
	GRAND TOTAL	36,673	31,694	34,151	32,682	35,699	34,645	35,265	35,968	34,088	35,841	33,618	33,104	413,428	

Does not include data from Douglas County Sheriff's Office, Roseburg Police Department or Hillsboro Police Department. Does not include D.U.I.I. offenses from Oregon State Police.

STATEWIDE OFFENSES by TYPE OF LOCATION, 1999
(Includes offenses which were later unfounded)

	01	02 - 17	03	04 - 08	05	06	07	09	10 - 11 - 12	14	18	22 - 24	26	TOTAL
	HOM	SEX	ROBB	ASLT	BURG	LARC	MVT	ARSON	F/F/E	VAND	DRUGS	LQ/DC	OTHER	
10 SINGLE FAMILY RESID.	21	3,162	96	9,485	9,648	8,999	978	167	1,441	4,953	2,547	5,154	17,956	64,607
11 APT/PLEX/CONDOMINIUM	5	875	77	4,181	2,561	2,833	266	54	313	1,307	947	2,033	4,495	19,947
12 CLUB/DORMITORY	1	55	4	214	193	278	21	37	21	164	25	89	314	1,416
13 CABIN	1	2		8	78	7	3	2	3	16	1	3	10	134
14 HOTEL/MOTEL	1	107	16	232	128	594	42	3	230	206	252	259	375	2,445
20 PUBLIC SAFETY FACIL.		83	2	388	23	121	10	1	68	214	314	115	1,024	2,363
21 GOVT. OFFICE/SERVICE		45	1	108	75	396	17	10	150	228	107	107	477	1,721
22 PUB.SCHOOL/COLLEGE		135	10	1,079	395	2,351	34	107	171	1,746	547	907	1,905	9,387
23 AUDITORIUM		3		24	20	95	3	2	5	38	2	37	23	252
24 AIRPORT/DEPOT		2	5	34	9	336	4	2	14	42	30	58	174	710
25 CHURCH		4	1	15	185	162	7	7	28	284	3	17	76	789
26 PVT.SCHOOL/COLLEGE		28	1	119	33	151	7	5	6	120	33	87	151	741
27 HOSPITAL		7	1	48	11	145	11	1	12	46	20	67	110	479
30 RESTAURANT	1	37	98	243	480	1,419	32	13	844	480	48	237	552	4,484
31 THEATER		2	4	7	11	79	8		5	24		16	19	175
32 B ALLEY/RINK/ARCADE		3	1	27	22	132	6		55	38	6	67	56	413
33 NIGHT CLUB/TAVERN	1	21	30	547	94	641	31	4	279	140	70	1,041	494	3,393
34 FINANCIAL		2	96	15	58	340	3		1,510	103	21	24	100	2,272
35 SERVICES		16	55	136	324	1,331	77	2	1,227	368	42	147	333	4,058
36 MEDICAL/DENTAL		5	1	17	97	152	4	1	35	112	271	24	60	779
37 PHARMACY/DRUGSTORE		2	8	5	20	493	3		129	35	256	7	30	988
38 GROCERY		10	166	140	136	5,848	46	1	2,063	209	147	595	653	10,014
39 CONVENIENCE STORE		6	102	110	140	2,161	21	2	403	166	43	296	536	3,986
40 DEPARTMENT/VARIETY		29	131	106	139	5,574	47	2	933	172	195	91	453	7,872
41 APPAREL		6	13	7	48	593	5		185	50	12	10	38	967
42 JEWELRY/CAMERA		1	1	1	22	71		1	31	13	1	1	9	152
43 FURNITURE/APPLIANCE				5	46	70	2	1	57	52	2	2	6	243
44 HARDWARE/SPORT.GOODS			6	3	51	280	6	4	135	39	6	5	33	568
45 MOTOR VEHICLE SALES		28	12	104	178	3,875	412	9	296	1,954	126	51	275	7,320
46 MARINE		1		3	12	35	3		7	14	1		6	82
47 CONSTRUCTION		7	2	8	238	294	14	2	33	126	1	8	36	769
48 LIQUOR/BEVERAGE		1	5	2	35	49	1	1	38	20	1	11	7	171
49 OTHER BUSINESS		113	79	291	1,927	3,831	241	34	1,955	1,837	129	584	1,610	12,631
50 FACTORY/WAREHOUSE		5	24	32	395	1,063	56	7	390	156	12	15	130	2,285
51 OTH.RESIDENCE BLDGS.	1	34	2	98	1,143	404	87	16	5	230	40	25	278	2,363
52 OTHER FARM BLDGS.		5		8	281	115	33	7	2	29	6	2	33	521
53 DOCK/PIER/WHARF			1	12	15	56	5	1	1	19	3	16	28	157
59 OTHER BUILDINGS		6		38	569	320	17	20	78	305	13	33	150	1,549
60 STREET/ALLEY/SIDEWLK	7	306	305	3,076	48	10,348	4,151	148	344	7,173	4,587	5,183	9,909	45,585
61 FREEWAY		16	8	227	4	76	98	91	45	92	914	438	501	2,510
62 OTHER ROAD	2	24	7	180	3	295	81	9	13	357	275	409	905	2,560
63 BRIDGE/VIADUCT/TUNNL		5	3	15	1	14	3	4	1	51	4	29	50	180
64 PARKING LOT/DRIVEWAY	9	133	163	1,414	78	20,122	5,492	69	173	7,855	857	1,598	3,112	41,075
70 GOLF COURSE		2		5	15	63	7	1	9	63	2	3	15	185
71 PARK/CAMPGROUND/BEACH	1	144	31	356	44	690	48	48	37	750	397	743	915	4,204
72 WATER/ShORELINE		29	3	50	1	157	14	8	2	72	75	169	231	811
73 CEMETARY		4		1	2	19	1		1	34	6	2	19	89
74 YARDS/RELATED AREA	1	93	8	521	51	4,845	188	71	57	2,126	113	390	4,406	12,870
75 DEV.FARMLAND/PASTURE	1	6		17	15	183	22	15	9	146	19	11	360	804
76 LOGGING SITE			1	2	1	34	4	2		15	1	1	7	68
77 WOODS/FOREST/MTS.	2	24	1	35	7	253	20	22	2	115	153	87	639	1,360
79 OTHER AREA	3	372	38	788	215	3,799	827	64	424	1,603	453	485	2,999	12,070
UNKNOWN	29	1,362	1,269	9,307	5,909	24,276	734	434	9,555	5,838	8,585	9,786	68,490	145,574
TOTAL	87	7,368	2,888	33,894	26,234	110,868	14,253	1,512	23,830	42,345	22,721	31,575	125,573	443,148

Does not include data from Douglas County Sheriff's Office, Roseburg Police Department or Hillsboro Police Department. Does not include D.U.I. offenses from Oregon State Police.

STATEWIDE OFFENSES BY TIME OF OCCURRENCE, 1999
(Includes offenses which were later unfounded)

CLASSIFICATION OF OFFENSES	OFFENSE COUNT	OFFENSE SUMMARY BY TIME OF OCCURRENCE												DAY	NIGHT	UNKNOWN	
		MID TO 2 AM	2 AM TO 4 AM	4 AM TO 6 AM	6 AM TO 8 AM	8 AM TO 10 AM	10 AM TO 12 N	12 N TO 2 PM	2 PM TO 4 PM	4 PM TO 6 PM	6 PM TO 8 PM	8 PM TO 10 PM	10 PM TO 12 MID				
PART 1 & PART 2																	
01. HOMICIDE																	
1. WILLFUL MURDER	69	10	4	4	2	1	5	3	2	4	4	8	7	18	40	11	
2. AGGRAVATED MURDER	14	2	2			1	1		2		1	2	1	4	8	2	
3. NEGL. NON-TRAFFIC	4	1			1		1					1		2	2		
TOTAL	87	13	6	4	3	2	7	3	4	4	5	11	8	24	50	13	
02. RAPE (FORCIBLE)																	
1. FORCIBLE	1,100	97	55	32	15	41	37	41	55	43	46	58	55	282	472	346	
2. ATTEMPT RAPE-FORCE	161	14	13	8	3	3	6	2	2	9	9	8	16	35	86	40	
TOTAL	1,261	111	68	40	18	44	43	43	57	52	55	66	71	317	558	386	
03. ROBBERY																	
1. HIGHWAY	865	82	69	25	23	24	29	58	60	77	94	130	103	288	541	38	
2. BUSINESS	931	39	26	19	13	15	49	99	108	120	111	118	74	450	433	48	
3. SERVICE STATION	61	8	6		1		1	5	1	1	7	18	8	10	50	1	
4. CONVENIENCE STORE	170	30	13	12	6	5	5	5	10	7	13	26	17	42	123	5	
5. RESIDENCE	241	26	21	10	6	7	9	11	17	16	25	23	35	76	149	16	
6. BANK	212					6	51	46	42	52	4			205	4	3	
9. OTHER	408	34	35	12	7	5	14	22	37	43	35	56	47	147	244	17	
TOTAL	2,888	219	170	78	56	62	158	246	275	316	289	371	284	1,218	1,544	126	
04. AGGRAVATED ASSAULT																	
1. AGGRAVATED	8,180	702	558	225	161	317	436	512	631	725	845	1,005	1,016	3,044	4,714	422	
3. ATTEMPTED MURDER	166	18	24	7	4	9	6	13	6	10	8	23	18	55	102	9	
TOTAL	8,346	720	582	232	165	326	442	525	637	735	853	1,028	1,034	3,099	4,818	431	
05. BURGLARY																	
1. RESIDENCE	16,135	491	335	222	227	503	519	615	576	683	542	548	503	5,682	4,140	6,313	
2. BUSINESS	5,979	373	395	337	177	186	108	97	90	145	133	178	226	946	2,737	2,296	
3. OTHER STRUCTURE	4,120	168	62	60	59	151	162	154	129	133	109	91	81	1,007	1,157	1,956	
TOTAL	26,234	1,032	792	619	463	840	789	866	795	961	784	817	810	7,635	8,034	10,565	
06. LARCENY																	
1. PICKPOCKET	209	10	5	1	3	5	22	26	24	19	11	16	6	125	62	22	
2. PURSES/NATCH	254	9	5	1	3	12	21	33	32	36	16	25	15	152	74	28	
3. SHOPLIFT	17,719	518	335	104	103	328	1,115	2,297	3,073	3,265	2,419	1,408	734	11,238	5,959	522	
4. FROM MOTOR VEHICLE	32,021	1,094	625	512	668	1,082	1,047	1,070	1,033	1,084	1,062	995	1,029	8,946	11,204	11,871	
5. MOTOR VEH. PART/ACC.	10,854	339	237	166	132	222	184	202	241	242	254	264	287	2,349	4,560	3,945	
6. BICYCLES	6,789	215	89	51	83	229	265	398	496	569	391	350	235	2,636	1,970	2,183	
7. FROM PUBLIC BUILDING	8,849	258	75	41	68	251	394	565	503	474	370	328	209	3,873	2,120	2,856	
8. FROM COIN-OP MACHINE	345	22	11	6	6	11	22	16	12	10	9	19	21	89	147	109	
9. ALL OTHERS	33,828	1,548	345	209	489	1,761	2,069	2,336	2,245	2,067	1,491	1,252	874	13,653	7,648	12,527	
TOTAL	110,868	4,013	1,727	1,091	1,555	3,901	5,139	6,943	7,659	7,766	6,023	4,657	3,410	43,061	33,744	34,063	
07. MOTOR VEHICLE THEFT																	
1. AUTOMOBILES	8,617	314	226	174	189	253	219	253	262	285	254	278	347	2,307	3,858	2,452	
2. TRUCKS AND BUSES	4,337	117	92	77	106	121	14	116	132	153	120	125	121	1,208	1,715	1,414	
3. MOTORCYCLES	630	26	11	5	21	26	27	32	22	24	29	21	19	202	163	265	
4. SNOWMOBILES	42	2			2			4	1			2		9	11	22	
9. OTHER VEHICLES	627	39	15	8	25	57	45	39	35	51	48	51	33	262	210	155	
TOTAL	14,253	498	344	264	343	457	305	444	452	513	451	477	520	3,988	5,957	4,308	
08. SIMPLE ASSAULT	25,545	2,156	1,341	455	430	985	1,418	1,706	2,247	2,477	2,956	3,218	2,813	10,268	14,096	1,181	
09. ARSON	1,512	141	103	69	35	62	77	95	114	125	95	115	177	548	796	168	
10. FORGERY/COUNTERFEIT	12,436	704	85	53	108	502	1,036	1,286	1,378	1,277	747	523	283	6,343	2,814	3,479	
11. FRAUD	10,629	800	109	68	138	572	745	908	914	803	546	356	266	4,634	2,332	3,663	
12. EMBEZZLEMENT	765	38	7	6	14	25	24	35	52	47	41	43	13	232	192	341	
13. STOLEN PROPERTY	771	56	28	21	14	42	72	61	73	69	60	45	90	361	316	94	
14. VANDALISM	42,345	2,696	1,558	705	982	2,010	1,941	1,982	2,209	2,336	2,139	2,374	2,703	13,337	16,948	12,060	
15. WEAPON LAWS	3,412	386	216	106	77	174	258	242	287	301	321	417	384	1,393	1,908	111	
16. PROSTITUTION	814	129	18	5	6	6	15	56	42	62	112	187	156	187	607	20	
17. SEX CRIMES	6,107	357	110	77	102	455	369	446	489	411	297	258	247	2,472	1,609	2,026	
18. DRUG LAWS	22,720	2,665	1,554	611	533	950	1,537	1,768	2,060	2,348	2,381	2,574	2,398	9,495	12,406	819	
19. GAMBLING	23	2	2	1			1	3	4		6		2	8	13	2	
20. OFF. AGAINST FAMILY	2,690	81	40	26	57	212	281	286	353	338	265	191	115	1,608	769	313	
21. DRIVING UNDER INFLUENCE	18,211	4,012	3,729	485	144	775	447	397	473	754	1,291	2,216	3,482	2,990	15,216	5	
22. LIQUOR LAWS	15,358	3,221	1,540	314	113	239	425	646	763	1,089	1,355	2,187	3,141	3,302	11,897	159	
24. DISORDERLY CONDUCT	16,217	1,667	901	246	290	636	925	1,164	1,484	1,552	1,759	2,010	2,077	6,402	8,944	871	
25. KIDNAPPING	334	48	28	19	16	26	28	35	41	34	49	62	64	213	43	78	
26. ALL OTHER	57,906	3,767	2,049	968	1,724	4,163	5,357	5,599	6,187	6,254	5,895	5,717	4,870	30,599	24,385	2,922	
28. CURFEW	5,765	2,242	1,662	210	16	444	125	229	18	8	8	8	31	390	1,075	4,300	
29. RUNAWAY	11,038	524	127	98	600	810	663	859	1,176	1,306	1,300	1,214	955	5,772	4,515	751	
GRAND TOTAL	418,535	30,142	17,555	6,416	7,572	17,735	21,209	25,167	27,996	29,461	27,127	27,945	27,602	149,628	161,288	82,074	

Does not include data from Douglas County Sheriff's Office, Roseburg Police Department or Hillsboro Police Department. Does not include D.U.I. offenses from Oregon State Police.

This page is intentionally blank.

REPORT OF CRIMINAL OFFENSES
MOTIVATED BY PREJUDICE
JANUARY through DECEMBER, 1999

This page is intentionally blank.

OREGON BIAS CRIME STATISTICS SUMMARY

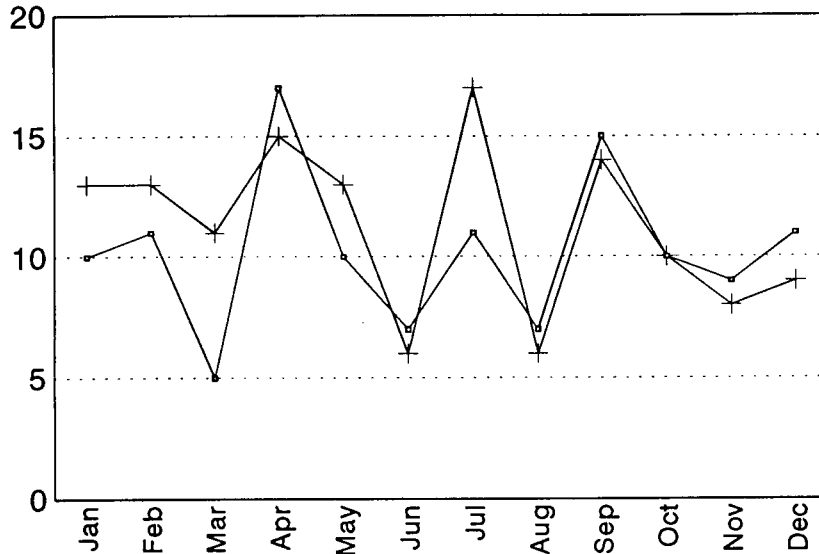
January through December 1999

The 1989 Oregon Legislature passed Senate Bill 606, amending ORS 181.550, requiring law enforcement agencies to report crimes motivated by prejudice to the State Executive Department, Law Enforcement Data System (LEDS). Law Enforcement agencies report these Bias Crime incidents by sending a copy of the police report to LEDS. The 1995 legislature passed Senate Bill 1044 which moved the Law Enforcement Data System from the Executive Department to the Department of Oregon State Police. This transfer included the Uniform Crime Reporting and Bias Crime Reporting Programs.

The number of bias crimes reported for 1998 increased 9.8% from the number reported for 1997.

Bias Crime

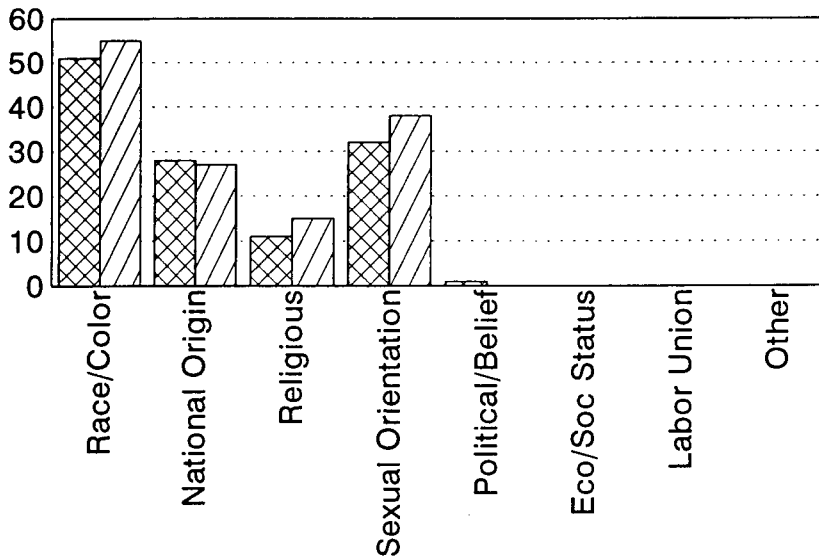
Totals By Month Jan-Dec 1999 Compared to Jan-Dec 1998



1998	10	11	5	17	10	7	11	7	15	10	9	11
1999	13	13	11	15	13	6	17	6	14	10	8	9

By Type of Prejudice

Jan-Dec 1999 Compared to Jan-Dec 1998



1998	51	28	11	32	1	0	0	0
1999	55	27	15	38	0	0	0	0

A. Reported incidents by month:	January through December 1998	January through December 1999
January	10	13
February	11	13
March	5	11
April	17	15
May	10	13
June	7	6
July	11	17
August	7	6
September	15	14
October	10	10
November	9	8
December	11	9

TOTAL	123	135
-------	-----	-----

B. Reported incidents by type of crime:

Aggravated Assault	17	13
Burglary-Larceny	1	1
Forcible Rape		
Intimidation	45	53
Motor Vehicle Theft		
Murder		
Robbery	2	1
Simple Assault	23	23
Vandalism	32	42
Other	3	2

TOTAL	123	135
-------	-----	-----

C. Reported incidents by type of prejudice:

Race/Color	51	55
National Origin	28	27
Religious	11	15
Sexual Orientation	32	38
Political/Beliefs	1	
Labor Union		
Economic/Social Status		
Handicap		

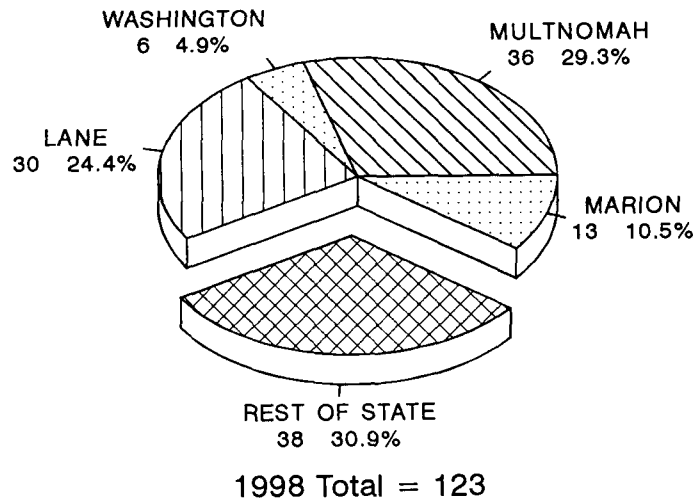
TOTAL	123	135
-------	-----	-----

This page is intentionally blank.

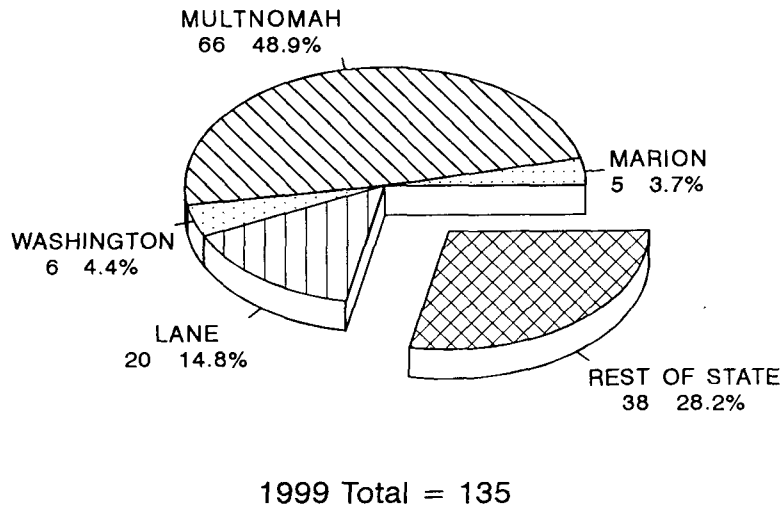
D. Number and description of victims:	January through December 1998	January through December 1999
Asian Male	5	7
Asian Female	1	3
Black Male	23	25
Black Female	16	19
Hispanic Male	24	17
Hispanic Female	9	7
Indian Male	4	
Indian Female	1	
White Male	37	57
White Female	25	24
	<hr/>	
VICTIM TOTAL	145	159
Male Victim Total	93	106
Female Victim Total	52	53
E. Number and description of offenders:		
Asian Male	1	
Asian Female		
Black Male	14	13
Black Female		6
Hispanic Male	4	2
Hispanic Female		
Indian Male		
Indian Female		
White Male	110	122
White Female	13	8
	<hr/>	
OFFENDER TOTAL	142	151
Male Offender Total	129	137
Female Offender Total	13	14

**CRIMES MOTIVATED BY PREJUDICE
BY COUNTY JANUARY through DECEMBER 1998 and 1999**

1998



1999



F. Reported incidents by county of occurrence

COUNTY	January through December 1998	January through December 1999	January through December 1999					
			Race	National Origin	Sexual Orientation	Religion	Other	
Baker								
Benton	8	11	4	5	2			
Clackamas	10	6	2	4				
Clatsop		1	1					
Columbia								
Coos	3	1	1					
Crook								
Curry								
Deschutes	5	7	6		1			
Douglas		3	1	1	1			
Gilliam								
Grant								
Harney								
Hood River								
Jackson	1	2	1	1				
Jefferson								
Josephine	2	1		1				
Klamath	1							
Lake								
Lane	30	20	5	3	8		4	
Lincoln		2		1			1	
Linn	3							
Malheur								
Marion	13	5	2	1	2			
Morrow								
Multnomah	36	66	27	8	23		8	
Polk								
Sherman								
Tillamook	1	4	2	1	1			
Umatilla	2							
Union	1							
Wallowa								
Wasco								
Washington	6	6	3	1			2	
Wheeler								
Yamhill	1							
TOTAL	123	135	55	27	38		15	0

This page is intentionally blank.

DOMESTIC DISTURBANCE REPORTING
JANUARY through DECEMBER 1999

This page is intentionally blank.

DOMESTIC DISTURBANCE REPORTING SUMMARY JANUARY through DECEMBER 1999

ORS 181.550 directs all Oregon law enforcement agencies to report all statistics regarding incidents arising out of Domestic Disturbances under ORS 133.055 (2) and 133.310 (3) to the Department of State Police. An interim program of manual reporting has been implemented on a quarterly basis beginning with the last quarter of 1994.

The county summary on the following pages represents the results of reports from 152 agencies, covering 89.2% of Oregon's population.

OREGON DOMESTIC DISTURBANCE REPORTING

January through December 1999

COUNTY		CRIME TOTAL	CRIME TYPE THAT OCCURRED IN THE CONTEXT OF DOMESTIC INCIDENT											Domestic Restraining Order Violations	Non-Criminal Domestic Disturbance
			Homicide	Rape	Agg. Assault	Burglary	Simple Assault	Vandalism	Other Sex Crimes	Disorderly Conduct	Trespass	Criminal Threat	All Other		
BAKER	Incidents	109			7	2	69	2			20	2	7	19	13
	Arrests	90			5	2	57	2			18	2	4	9	
BENTON	Incidents	170		4	25	6	90	3		4			38	10	136
	Arrests	151		2	26	5	78	3		4			33	5	
CLACKAMAS	Incidents	1,295	2	6	49	11	784	22	4	16	28	58	315	322	658
	Arrests	1,093		1	43	8	680	14	1	8	21	51	266	260	
CLATSOP	Incidents	204			6	2	139	1		27	8		21	41	389
	Arrests	155			4	1	110			16	9		15	24	
COLUMBIA	Incidents	296			3		200			55	16	4	18	45	98
	Arrests	195			2		152			23	13	1	4	27	
COOS	Incidents	466			4		184			153	7	60	58	77	488
	Arrests	262			2		165			20	2	36	37	50	
CROOK	Incidents	90			1		61			25	1		2	17	74
	Arrests	58			1		43			11			3	4	
CURRY	Incidents	51					44			3			4	22	143
	Arrests	51					44			3			4	7	
DESCHUTES	Incidents	473		1	22		349	1		92		4	4	143	554
	Arrests	391		1	24		312	1		45		4	4	78	
DOUGLAS	Incidents	450			144	71	108			4	7	2	114	155	185
	Arrests	377			139	72	92			2	7		65	45	
GILLIAM	Incidents	3					3							1	12
	Arrests	3					3								
GRANT	Incidents	33			2		28						3	14	36
	Arrests	23			2		19						2	5	
HARNEY	Incidents	14					12			2				1	3
	Arrests	8					7						1	1	
HOOD RIVER	Incidents	56		1	1		49						5	22	63
	Arrests	46					44						2	3	
JACKSON	Incidents	658		1	119	5	271	7	2	16	17	3	217	42	792
	Arrests	402		1	116	3	213	7		6	8	1	47	25	
JEFFERSON	Incidents	182		1	4	1	153			18		5		44	90
	Arrests	139		1	3	1	117			14		3		29	
JOSEPHINE	Incidents	186		2	10		148		3			5	18	188	159
	Arrests	133		2	5		109					4	13	41	
KLAMATH	Incidents	491			1	17	247	30		165	8	11	12	134	206
	Arrests	322				5	176	15		103	4	9	10	70	
LAKE	Incidents	10			5	5								2	
	Arrests	9			5	4								2	

OREGON DOMESTIC DISTURBANCE REPORTING

January through December 1999

COUNTY		CRIME TOTAL	CRIME TYPE THAT OCCURRED IN THE CONTEXT OF DOMESTIC INCIDENT										Domestic Restraining Order Violations	Non-Criminal Domestic Disturbance	
			Homicide	Rape	Agg. Assault	Burglary	Simple Assault	Vandalism	Other Sex Crimes	Disorderly Conduct	Trespass	Criminal Threat			All Other
LANE	Incidents	611	1		22	2	450	5				27	104	550	2,031
	Arrests	534	1		17		420					26	70	221	
LINCOLN	Incidents	236			8		179			10	1	18	20	131	393
	Arrests	197			5		143			9	1	17	22	43	
LINN	Incidents	429			23	2	263						14	252	908
	Arrests	274			20	2	236			10	2		6	96	
MALHEUR	Incidents	228			2		100	1	1	87	2	31	4	19	134
	Arrests	172			2		75			68	1	23	3	2	
MARION	Incidents	907		13	14	11	502	32	6	4	22		303	352	2,001
	Arrests	860		12	10	4	447	30	3	5	17		332	190	
MORROW	Incidents	49			17		23			3	6			9	23
	Arrests	40			15		18			3	4			6	
MULTNOMAH	Incidents	7,062	3	22	1,555	106	3,118	222	5	990	360	13	668	194	7
	Arrests	3,332	2	4	877	24	1,847	35	3	259	120	11	150	47	
POLK	Incidents	106	1	1	3		65	4	1	1	3		27	53	247
	Arrests	102		1	2		62	4	1	1	4		27	23	
SHERMAN	Incidents	6					6							1	6
	Arrests	2					2							1	
TILLAMOOK	Incidents	97			3	1	66	1		14		4	8	41	60
	Arrests	85			3	1	66	1		8		4	2	14	
UMATILLA	Incidents	502				2	291			65	70	69	5	136	382
	Arrests	397					253			62	57	21	4	60	
UNION	Incidents	93			3		67			3		19	1	35	123
	Arrests	81			3		53			3		21	1	24	
WALLOWA	Incidents	3					1			2					4
	Arrests	1					1								
WASCO	Incidents	80				1	64			11	3		1	25	92
	Arrests	82				1	63			15	1		2	11	
WASHINGTON	Incidents	1,226	1	1	54	3	1,018	8		74		19	48	198	1,407
	Arrests	1,089		1	46	35	893	6		63		16	29	108	
WHEELER	Incidents	3					3								2
	Arrests	2					2								
YAMHILL	Incidents	193		2	6		86	7	1	2	1		88	107	285
	Arrests	196		2	5		80	8		2			99	41	
TOTAL Incidents		17,068	8	55	2,113	248	9,241	345	24	1,991	564	352	2,127	3,401	12,204
TOTAL Arrests		11,354	3	28	1,382	168	7,082	125	9	781	271	248	1,257		

This page is intentionally blank.

SECTION 2
STATEWIDE
CRIMES AGAINST PERSONS
OFFENSES AND ARRESTS

This page is intentionally blank.

OREGON CRIME CLOCK

1 Crime Against Persons every 11.6 minutes

1 Homicide
every 4.2 days


1 Neg.Homicide
every 10.4 weeks

1 Other Sex Crime
every 1.5 hours

1 Rape
every 7.0 hours

1 Kidnap
every 13.9 hours

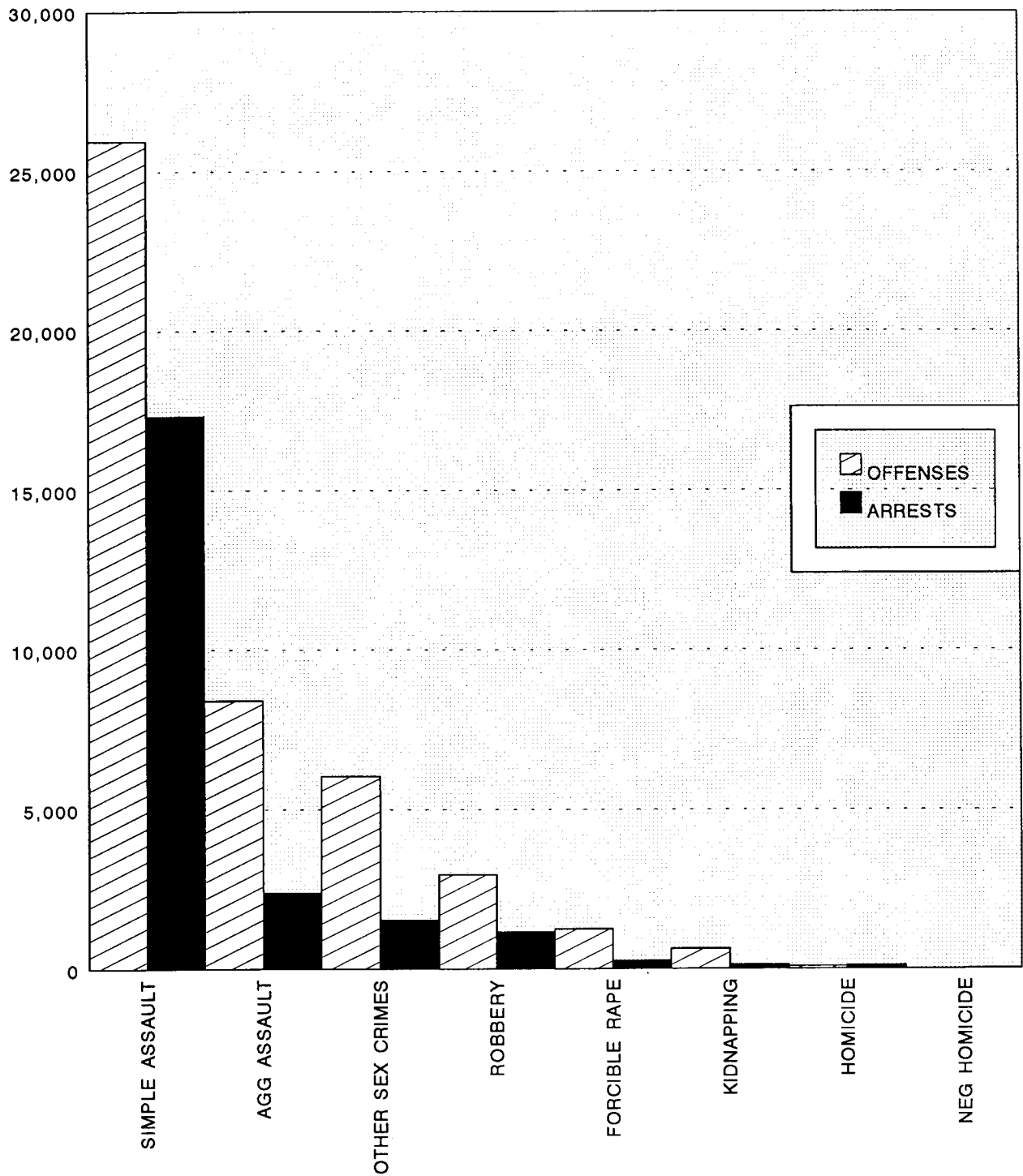
1 Simple Assault
every 20.3 minutes



1 Aggravated Assault
every 1.0 hours

1 Robbery
every 3.0 hours

STATEWIDE CRIMES AGAINST PERSONS, 1999



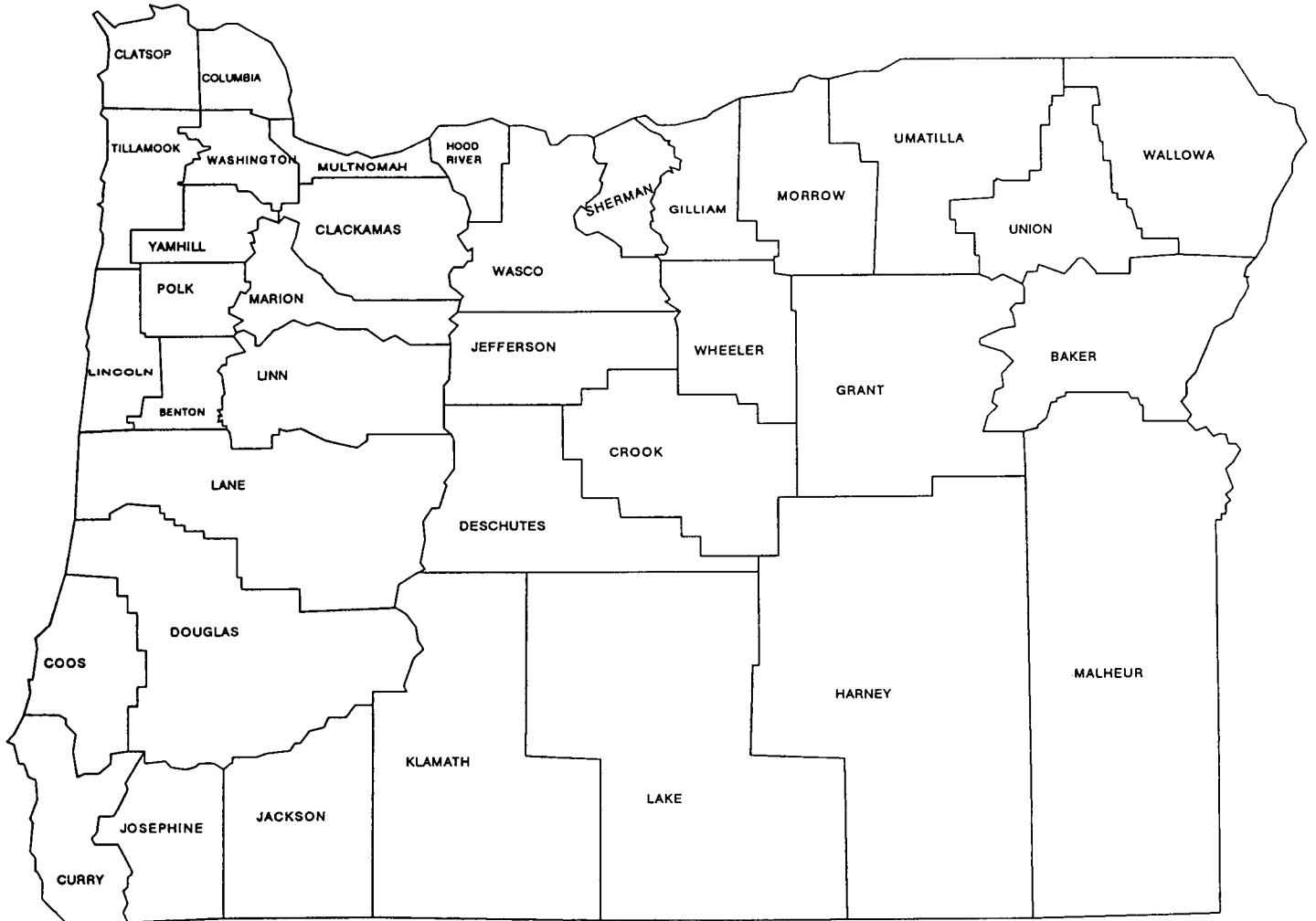
OFFENSES	25,944	8,416	6,041	2,949	1,244	631	86	5
ARRESTS	17,313	2,379	1,535	1,154	257	132	111	11

STATEWIDE CRIMES AGAINST PERSONS, 1999

CLASSIFICATION	1999 OFFENSES	PERSONS ARRESTED				PROPERTY	
		ADULT	JUVENILE	MALE *	FEMALE *	LOSS VALUE *	RECOVERED VALUE *
Willful Murder	71	73	11	71	12		
Aggravated Murder	15	26	1	23	4		
MURDER TOTAL	86	99	12	94	16	NOT APPLICABLE	
Negligent Homicide	5	3	1	2	2	NOT APPLICABLE	
Traffic Death Arrests		7		7		NOT APPLICABLE	
Forcible Rape	1,086						
Attempt Force Rape	158						
RAPE TOTAL	1,244	214	43	254	2	NOT APPLICABLE	
SEX CRIMES							
Non-Force Rape	594	161	18	171	8		
Cont. to Sex Delqncy	251	89	1	80	6		
Physical Molest	2,851	438	162	577	18		
Obscene Phone Call	82						
Incest	61	9	4	12	1		
Exposer	731	216	18	217	11		
Forcible Sodomy	492	80	41	119	2		
Non-Force Sodomy	128	28	10	38			
Other Sex Crimes	851	211	49	237	22		
SEX CRIME TOTAL	6,041	1,232	303	1,451	68	NOT APPLICABLE	
KIDNAPPING							
For Add Crime Purpose	571						
Hostage/Shield	58						
For Ransom	2						
KIDNAPPING TOTAL	631	123	9	123	8	NOT APPLICABLE	
ROBBERY							
Highway	869					224,015	13,943
Business	937					388,088	48,759
Service Station	62					27,515	320
Convenience Store	173					20,067	624
Residence	241					353,226	18,075
Bank	213					350,865	17,406
Other Robbery	454					139,849	8,011
ROBBERY TOTAL	2,949	916	238	970	175	1,503,625	107,138
Aggravated Assault	8,241	1,779	517	1,848	423		
Attempted Murder	175	73	10	71	9		
AGG. ASSAULT TOTAL	8,416	1,852	527	1,919	432	NOT APPLICABLE	
SIMPLE ASSAULT	25,944	14,567	2,746	17,933	4,672	NOT APPLICABLE	
CRIMES AGAINST PERSONS							
TOTAL	45,316	19,013	3,879	22,753	5,375	1,503,625	107,138

* Persons Arrested Male & Female and Property Loss & Recovered columns of this table do not include data from Roseburg Police Department. Property Loss & Recovered columns of this table do not include data from Douglas County Sheriff's Office.

OREGON COUNTY MAP



COUNTY FIVE YEAR PROFILE OF CRIMES AGAINST PERSONS					
	1995	1996	1997	1998	1999
BAKER	346	325	392	369	237
BENTON	831	733	699	741	805
CLACKAMAS	3,745	3,602	3,393	3,633	3,146
CLATSOP	514	475	440	422	456
COLUMBIA	404	420	372	403	418
COOS	1,207	930	937	997	803
CROOK	203	239	256	240	169
CURRY	311	284	222	282	211
DESCHUTES	1,306	1,184	1,226	1,382	1,472
DOUGLAS	1,510	1,466	1,317	1,194	1,068
GILLIAM	21	18	16	18	18
GRANT	105	86	76	66	58
HARNEY	75	82	94	96	67
HOOD RIVER	230	199	181	184	183
JACKSON	2,474	2,389	2,406	2,309	2,143
JEFFERSON	296	317	335	370	288
JOSEPHINE	920	978	994	1,093	915
KLAMATH	1,135	905	969	974	882
LAKE	65	37	40	42	48
LANE	4,855	4,676	4,756	4,619	4,233
LINCOLN	722	596	555	599	646
LINN	1,773	1,645	1,664	1,477	1,316
MALHEUR	667	597	434	367	326
MARION	5,044	4,232	4,293	4,138	3,707
MORROW	135	161	172	167	192
MULTNOMAH	18,194	16,175	15,816	14,449	14,988
POLK	912	687	682	629	597
SHERMAN	31	23	22	21	16
TILLAMOOK	315	290	325	315	257
UMATILLA	1,136	970	976	1,035	817
UNION	278	217	227	217	211
WALLOWA	47	49	52	52	39
WASCO	304	309	370	340	291
WASHINGTON	3,410	3,156	3,313	3,439	3,410
WHEELER	12	15	17	18	8
YAMHILL	1,297	938	894	896	875
TOTAL	54,830	49,405	48,933	47,593	45,316

STATEWIDE TEN YEAR OFFENSE, POPULATION and RATE PROFILE

YEAR	POPULATION	CRIMES AGAINST PERSONS	RATE PER 10,000 POPULATION
1990	2,844,000	48,840	171.7
1991	2,930,000	49,246	168.1
1992	2,979,000	50,928	171.0
1993	3,038,000	53,117	174.8
1994	3,082,000	54,656	177.3
1995	3,132,000	54,830	175.1
1996	3,181,000	49,405	155.3
1997	3,217,000	48,933	152.1
1998	3,267,550	47,593	145.7
1999	3,300,800	45,316	137.3

STATEWIDE FIVE YEAR OFFENSES by FORCE ELEMENT

Year	WEAPON TOTAL	KNIFE/ CUTTING	OTHER WEAPON	PHYSICAL FORCE	FIREARM TOTAL	Firearm by Type			
						Hand Gun	Rifle/ Shotgun	Other Firearm	Unknown Firearm
95	126	20	26	7	73	60	13		
96	119	21	30	10	58	50	8		
97	99	8	13	10	68	51	14		3
98	113	22	9	13	69	49	11		9
99	86	16	15	10	45	28	6	7	4
95	12		7	1	4	2	2		
96	10		3		7	4	3		
97	12		3	1	8	6	2		
98	10		7		3	2	1		
99	5		1	1	3	1	2		
95	1,272	57	42	1,121	52	43	1	3	5
96	1,243	48	42	1,121	32	29	2	1	
97	1,233	48	40	1,116	29	25	1		3
98	1,249	37	47	1,138	27	22			5
99	1,179	38	41	1,076	24	20		1	3
95	4,302	466	361	2,168	1,307	906	56	59	286
96	3,854	402	337	1,959	1,156	871	43	29	213
97	3,736	337	276	1,918	1,205	930	48	20	207
98	3,376	345	250	1,746	1,035	774	47	18	196
99	2,861	266	251	1,559	785	594	34	10	147
95	10,430	1,736	3,468	2,919	2,307	1,348	343	232	384
96	9,322	1,441	2,985	3,138	1,758	1,047	255	163	293
97	9,185	1,416	3,153	2,959	1,657	1,021	232	161	243
98	8,590	1,369	2,976	2,877	1,368	824	221	129	194
99	8,268	1,300	2,998	2,854	1,116	709	143	94	170
95	16,142	2,279	3,904	6,216	3,743	2,359	415	294	675
96	14,548	1,912	3,397	6,228	3,011	2,001	311	193	506
97	14,265	1,809	3,485	6,004	2,967	2,033	297	181	456
98	13,338	1,773	3,289	5,774	2,502	1,671	280	147	404
99	12,399	1,620	3,306	5,500	1,973	1,352	185	112	324

* Negligent Homicide offenses does not include vehicular deaths.

** 1997 force element data incomplete for Negligent Homicide.

1995, 1996, 1997, 1998 & 1999 Data in this table does not include Douglas County Sheriff's Department or Hillsboro Police Department

*** 1998 & 1999 Data in this table does not include Roseburg Police Department.

STATEWIDE HOMICIDE VICTIMS by SEX, RACE and WEAPON

YEAR	TOTAL	SEX		RACE						WEAPON							
		MALE	FEMALE	WHITE	BLACK	INDIAN	HISP.	ASIAN	UNK	HAND-GUN	RIFLE	SHOT-GUN	GUN-UNK	KNIFE	BLUNT OBJ	PHYSICAL FORCE	OTHER WEAPON
1990	110	76	34	83	13	3	7	4		39	10	6		13	12	3	27
1991	129	80	49	89	23	3	12	2		42	5	5	3	34	11	8	21
1992	137	80	57	108	12	2	12	3		36	14	5	5	19	15	15	28
1993	141	96	45	98	19	2	13	8	1	57	7	7	4	30	9	9	18
1994	148	95	53	110	23	1	13		1	67	13	8	8	30	7	7	8
1995	129	86	43	85	21	3	18	2		60	7	6	8	21	14	7	14
1996	119	78	41	77	16	2	16	8		50	4	4		21	14	10	20
1997	99	70	29	66	19	2	9	2		51	7	7	3	8	8	10	5
1998	113	79	34	85	10	2	15	1		49	7	4	9	22	6	13	3
1999	86	56	30	56	13		14	3		28	1	5	11	16	4	10	11

OTHER WEAPONS INCLUDE:

Arson, Asphyxiation, Drowning, Poison, Strangle, etc. and Unknown

ASIAN INCLUDES:

Chinese, Japanese, Vietnamese and Asian or Pacific Islander

STATEWIDE NEGLIGENT HOMICIDE by TYPE

NEGLIGENT HOMICIDE - Killing through gross negligence. Limited to "non-traffic" type of circumstances only.

	1990	1991	1992	1993	1994	1995	1996	1997*	1998	1999
Victim shot while hunting	2		6			1	1			2
Gun cleaning death other than self inflicted	1						1			
Children playing with gun	1	2	1	2	1	2	2	4	1	
Other negligent handling of a gun		2	2	2	7	2	2	4	2	1
All other manslaughter by negligence		2	2	1	8	8	4	4	7	2
NEGLIGENT HOMICIDE TOTAL	4	6	11	5	16	13	10	12	10	5

* 1997 type of circumstance data incomplete for Negligent Homicide.

HOMICIDES - STATE OF OREGON by COUNTY										
	1990	1991	1992	1993	1994	1995	1996	1997	1998	1999
BAKER			1					1	1	2
BENTON	2		1	1	3	2	1			1
CLACKAMAS	5	10	7	11	9	5	5	4	4	4
CLATSOP		3		2		1		2	2	1
COLUMBIA	1	1	5	1		1	1			1
COOS	3	7	2	1	4	1	5	3	1	
CROOK		1	1		1			1		
CURRY		2	1		2					
DESCHUTES	4		4	1	2	2		2	1	3
DOUGLAS	4	10	2	6	4	3	2	2	3	2
GILLIAM										
GRANT	1		3	1				1		
HARNEY							1		1	
HOOD RIVER				1	2					
JACKSON	5	2	5	4	6	9	10	5	7	3
JEFFERSON			2	1			2			1
JOSEPHINE	4	4	4	4	3	7	3	3	5	2
KLAMATH	3	2	3	5	4	3	4	3	5	1
LAKE			1	1					1	
LANE	5	4	10	6	5	12	11	5	12	5
LINCOLN	1		2	2	1	5			4	1
LINN	2		2	2	5	3	2	1	2	1
MALHEUR	1	1	2					1		1
MARION	9	9	19	14	15	15	9	4	15	2
MORROW						1				
MULTNOMAH	42	56	46	61	60	47	49	53	27	42
POLK	3		1	1	3	3	2	1	2	1
SHERMAN										
TILLAMOOK				1						2
UMATILLA **	5		2	1	3	2	2	2	2	2
UNION	1	1		3	2	1				
WALLOWA								1		
WASCO		7			1		1	1	2	
WASHINGTON	7	7	8	9	11	6	7	3	14	6
WHEELER					1					
YAMHILL	2	2	3	1	1		2	2	2	2
TOTAL	110	129	137	141	148	129	119	101	113	86

OTHER SEX CRIMES by TYPE and VICTIM 1998 & 1999								
TYPE	VICTIM ADULT MALE		VICTIM ADULT FEMALE		VICTIM JUVENILE MALE		VICTIM JUVENILE FEMALE	
	1998	1999	1998	1999	1998	1999	1998	1999
Non-Force Rape	5	5	40	39	21 46	34	442	459
Contrib. to Sex Delinq.	3	9	3	5	48	32	203	195
Physical Molest	59	73	361	433	514	456	1,845	1,814
Obscene Phone Call	16	4	79	61	3	0	9	17
Incest	0	1	2	5	13	6	41	47
Indecent Exposure	144	147	320	340	31	37	155	182
Forcible Sodomy	31	23	86	99	174	161	179	211
Non-Force Sodomy	2	5	4	5	45	45	46	65
Other Sex Crimes	49	56	149	168	107	119	408	520
TOTAL	309	323	1,044	1,155	956	890	3,328	3,510

1998 & 1999 Data in this table does not include Douglas County Sheriff's Department, Roseburg Police Department or Hillsboro Police Department.

SECTION 3
STATEWIDE
CRIMES AGAINST PROPERTY
OFFENSE and ARREST PROFILE

This page is intentionally blank.

OREGON CRIME CLOCK

1 Crime Against Property every 2.3 minutes

1 Burglary
every 19.6 minutes


1 Larceny
every 4.6 minutes

1 Motor Vehicle Theft
every 37.5 minutes

1 Arson
every 5.6 hours

1 Vandalism
every 12.0 minutes

1 Fraud
every 48.0 minutes

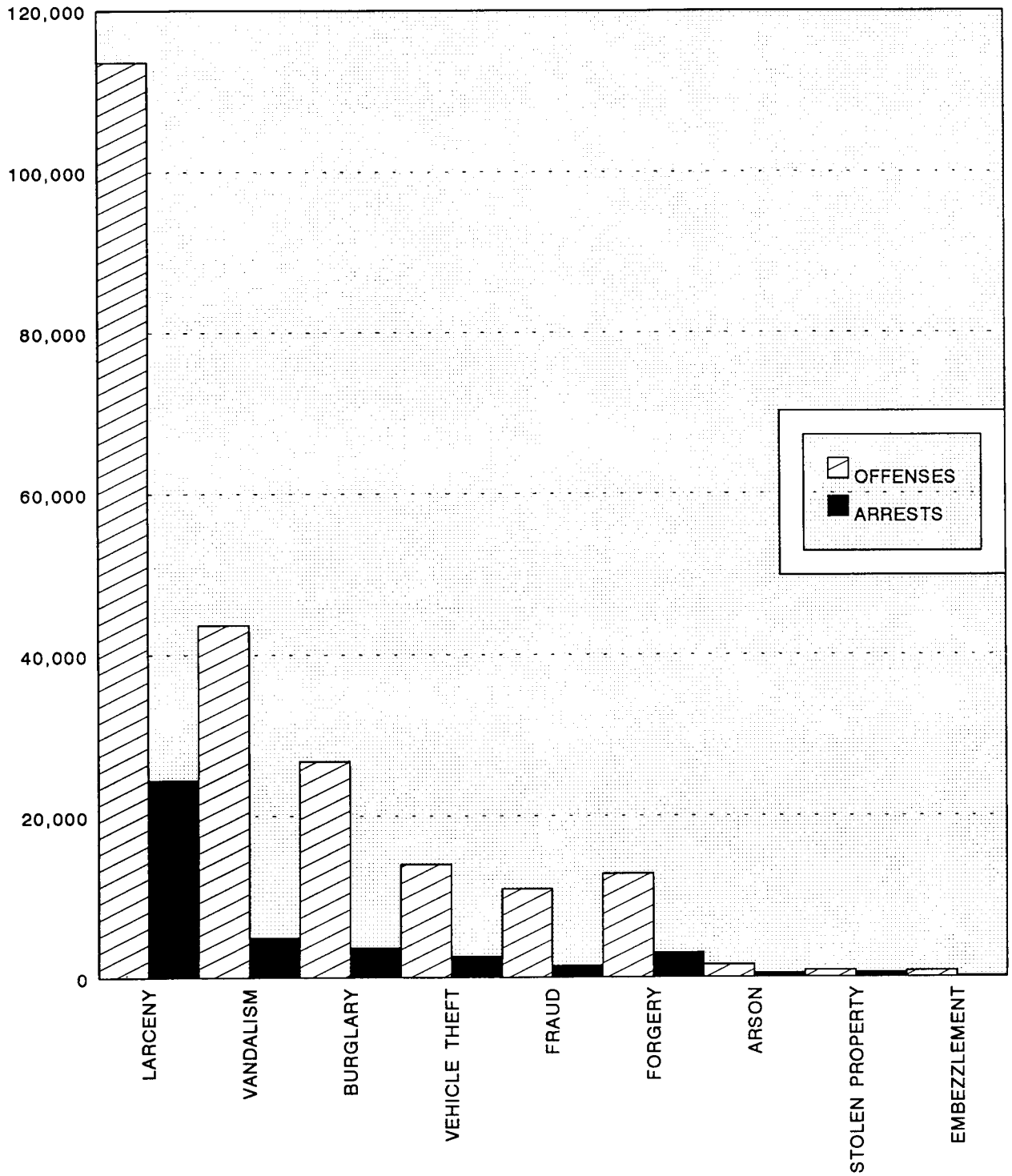


1 Embezzlement
every 11.4 hours

1 Stolen Property
every 10.6 hours

1 Forgery/Counterfitting
every 41.0 minutes

STATEWIDE CRIMES AGAINST PROPERTY, 1999



OFFENSES	113,602	43,690	26,854	14,012	10,950	12,831	1,561	830	766
ARRESTS	24,529	4,922	3,661	2,617	1,467	3,044	467	568	89

STATEWIDE CRIMES AGAINST PROPERTY, 1999

CLASSIFICATION	1999 OFFENSES	PERSONS ARRESTED				PROPERTY	
		ADULT	JUVENILE	MALE *	FEMALE *	LOSS VALUE *	RECOVERED VALUE *
BURGLARY							
Residence	16,425					22,033,633	1,357,318
Business	6,244					8,941,563	348,214
Other Structure	4,185					5,260,120	159,982
BURGLARY TOTAL	26,854	2,264	1,397	3,133	492	36,235,316	1,865,514
LARCENY							
Pickpocket	209					53,863	1,396
Purse-snatch	251					48,243	2,445
Shoplift	18,457					2,454,968	1,001,845
From Motor Vehicles	33,037					22,528,230	632,608
Motor Vehicle Parts/Acc.	10,887					6,635,984	144,464
Bicycles	6,967					2,351,267	245,110
From Public Building	8,859					6,464,684	618,492
From Coin-op Machine	351					114,125	2,359
All Other Larceny	34,584					31,000,979	2,642,265
LARCENY TOTAL	113,602	16,777	7,752	15,964	8,152	71,652,343	5,290,984
MOTOR VEHICLE THEFT							
Automobiles	8,414					41,237,781	25,391,356
Trucks/Busses/Vans	4,240					30,378,829	18,129,559
Motorcycles/Mopeds	646					1,872,033	446,641
Snowmobiles	43					154,300	30,800
Other Vehicles	669					2,215,749	1,050,489
MTR VEH THEFT TOTAL	14,012	1,857	760	2,044	558	75,858,692	45,048,845
ARSON							
Residence	297					1,760,323	60,500
Other Buildings	335					2,436,757	20
Vehicles	215					1,227,244	4,500
Other Arson	714					264,838	101
ARSON TOTAL	1,561	202	265	378	84	5,689,162	65,121
FORGERY/COUNTERFEIT							
Check	9,724					5,153,059	138,094
Credit Card	340					195,059	11,864
Currency	1,128					57,860	36,204
Securities	269					85,279	300
All Other	1,370					128,774	6,692
FORG/CTERFT TOTAL	12,831	2,847	197	1,958	1,058	5,620,031	193,154
FRAUD							
No Account Check	121					42,432	1,122
Account Closed Check	1,469					366,421	4,711
NSF Check	1,689					501,844	38,717
Credit Cards	2,190					953,272	41,543
By Deception	2,124					2,266,633	274,391
Of Services	2,178					317,534	21,723
Other	1,179					950,690	10,277
FRAUD TOTAL	10,950	1,333	134	856	574	5,398,826	392,484
EMBEZZLEMENT	766	85	4	38	51	10,388,799	779,135
STOLEN PROPERTY	830	416	152	448	112	NOT APPLICABLE	
VANDALISM							
Residence	6,575					1,524,512	915
Non-Residence	8,726					2,580,415	2,041
Vehicle	18,893					7,063,321	3,887
Venerated Objects	65					19,188	
Police Cars	104					18,600	5
Other	9,327					2,447,097	3,137
VANDALISM TOTAL	43,690	2,717	2,205	4,174	656	13,653,133	9,985
CRIMES AGAINST PROPERTY TOTAL	225,096	28,498	12,866	28,993	11,737	224,496,302	53,645,222

* Persons Arrested Male & Female and Property Loss & Recovered columns of this table does not include data for Roseburg Police Department. Property Loss & Recovery does not include Douglas County Sheriff's Office.

COUNTY FIVE YEAR PROFILE OF CRIMES AGAINST PROPERTY

	1995	1996	1997	1998	1999
BAKER	1,676	1,892	2,244	1,638	1,208
BENTON	5,186	4,682	5,439	4,543	4,375
CLACKAMAS	20,875	21,349	21,560	21,237	20,996
CLATSOP	2,793	2,720	2,569	2,707	2,311
COLUMBIA	1,837	1,805	1,613	1,705	1,347
COOS	5,681	4,495	4,795	4,123	3,298
CROOK	1,098	1,135	1,315	933	782
CURRY	1,020	908	825	836	701
DESCHUTES	8,764	8,375	9,253	7,290	7,332
DOUGLAS	7,082	6,438	6,422	5,870	5,140
GILLIAM	47	61	54	70	40
GRANT	389	318	326	175	176
HARNEY	378	389	496	418	398
HOOD RIVER	945	888	1,092	1,086	981
JACKSON	14,902	13,063	14,690	13,845	12,554
JEFFERSON	1,177	1,182	1,131	928	899
JOSEPHINE	4,887	4,718	5,735	5,027	4,356
KLAMATH	3,696	3,073	3,353	3,136	2,312
LAKE	234	242	239	219	141
LANE	28,344	27,380	29,462	26,724	24,779
LINCOLN	3,770	3,313	3,684	3,699	3,432
LINN	9,676	8,288	9,560	8,346	7,291
MALHEUR	2,150	2,113	1,933	1,834	1,408
MARION	29,622	26,060	27,263	25,526	22,579
MORROW	644	751	709	733	659
MULTNOMAH	69,473	64,930	68,817	61,177	58,270
POLK	3,993	3,792	3,755	3,601	3,237
SHERMAN	113	91	76	86	65
TILLAMOOK	1,166	1,015	905	1,143	969
UMATILLA	4,779	4,321	4,591	5,006	4,271
UNION	1,109	1,192	1,481	1,154	874
WALLOWA	247	263	228	238	107
WASCO	2,215	1,582	1,717	1,845	1,537
WASHINGTON	22,622	22,885	24,444	22,806	21,436
WHEELER	64	57	52	32	27
YAMHILL	5,563	5,375	5,560	4,977	4,808
TOTAL	268,217	251,141	267,388	244,713	225,096

STATEWIDE TEN YEAR OFFENSE, POPULATION and RATE PROFILE

YEAR	POPULATION	CRIMES AGAINST PROPERTY	RATE PER 10,000 POPULATION
1990	2,844,000	208,453	733.0
1991	2,930,000	218,970	747.3
1992	2,979,000	225,710	757.7
1993	3,038,000	226,433	745.3
1994	3,082,000	253,169	821.4
1995	3,132,000	268,217	856.4
1996	3,181,000	251,141	789.5
1997	3,217,000	267,388	831.2
1998	3,267,550	244,713	748.9
1999	3,300,800	225,096	681.9

This page is intentionally blank.

SECTION 4
STATEWIDE
BEHAVIORAL CRIMES
OFFENSE and ARREST PROFILE

This page is intentionally blank.

OREGON CRIME CLOCK

1 Behavioral Crime every 3.2 minutes

1 Weapon Law Violation
every 2.5 hours

1 Prostitution Violation
every 10.8 hours

1 Crime Against Family
every 3.6 hours

1 Disorderly Conduct
every 32.5 minutes

1 Drug Law Violation
every 22.3 minutes

1 DUII Violation
every 21.0 minutes


1 Runaway Juvenile
every 45.1 minutes

1 Gambling Violation
every 2.3 weeks

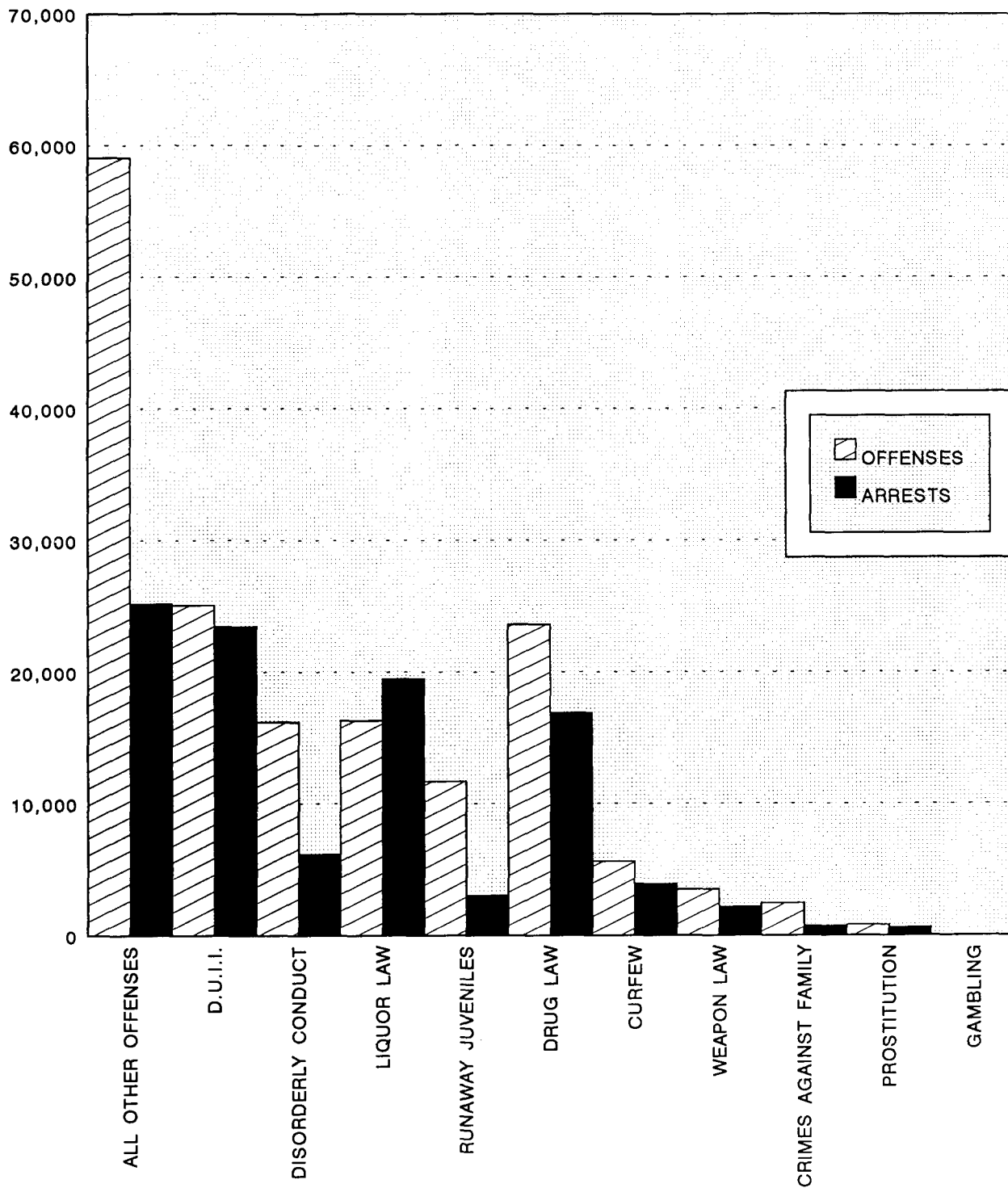
1 Liquor Law Violation
every 32.3 minutes

1 Curfew Violation
every 1.6 hours

1 All Other (Except Traffic)
every 8.9 minutes



STATEWIDE BEHAVIORAL CRIMES, 1999



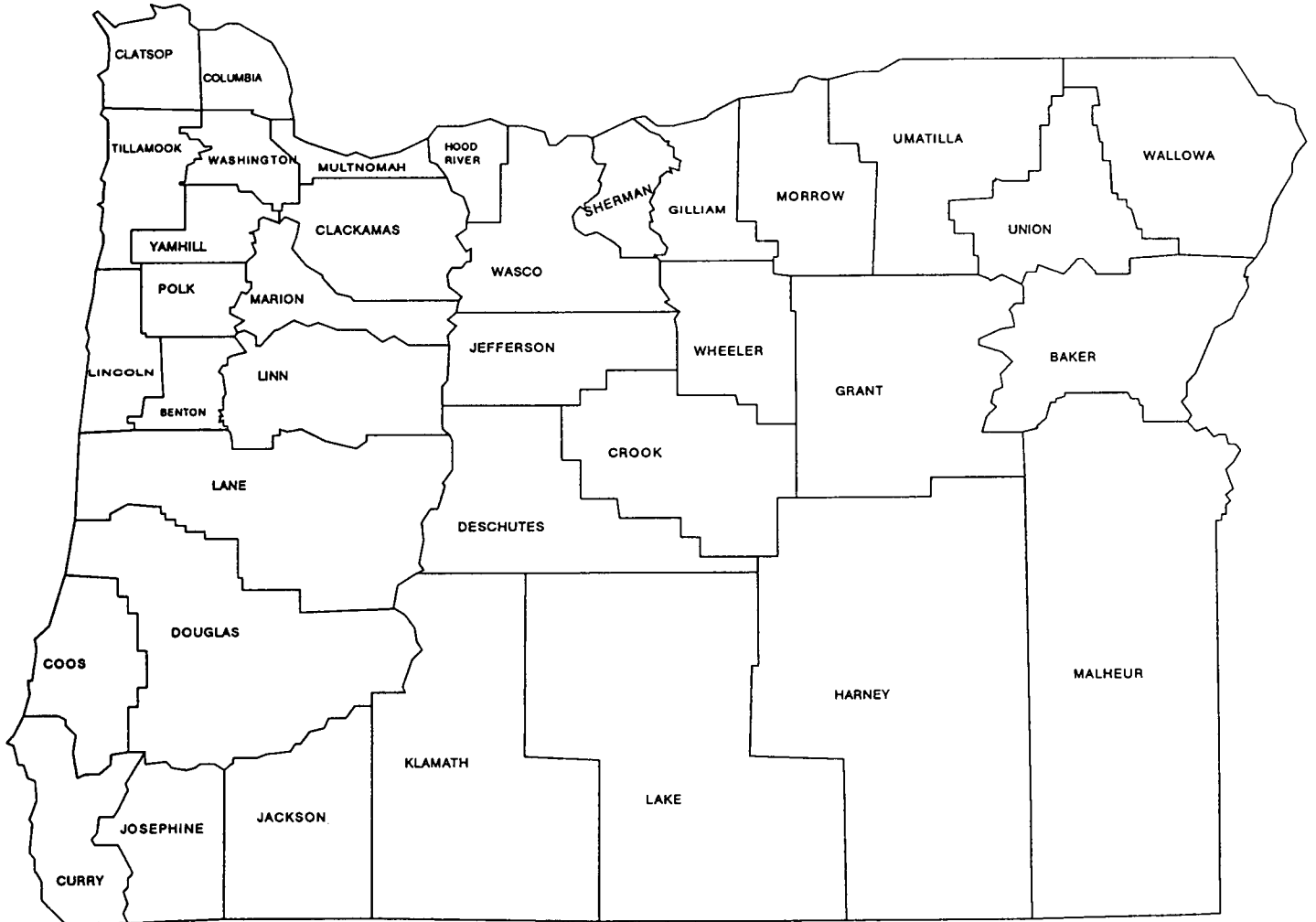
OFFENSES	59,066	25,091	16,183	16,296	11,667	23,609	5,606	3,508	2,462	815	23
ARRESTS	25,185	23,464	6,175	19,493	3,055	16,910	3,907	2,185	729	609	13

STATEWIDE BEHAVIORAL CRIMES, 1999

CLASSIFICATION	1999 OFFENSES	PERSONS ARRESTED				PROPERTY	
		ADULT	JUVENILE	MALE *	FEMALE *	LOSS VALUE *	RECOVERED VALUE *
WEAPON LAWS							
Possess Illegally	922	470	109	524	55		
Carry Concealed	1,077	588	183	709	49		
Ex-Con in Possession	937	513	6	461	46		
Other	572	229	87	308	8		
TOTAL	3,508	1,800	385	2,002	158		NOT APPLICABLE
PROSTITUTION							
Engage In	617	537	6	394	149		
Promote	34	17		11	6		
Compel	28	8	1	7	2		
Other	136	39	1	9	31		
TOTAL	815	601	8	421	188		NOT APPLICABLE
DRUG LAWS							
Narcotics	7,322	4,453	302	3,637	1,118		
Marijuana	8,353	5,108	1,556	5,383	1,067		
Synthetic Narcotics	1,087	778	30	582	216		
Other Dangerous Drugs	6,847	4,513	170	3,262	1,392		
TOTAL	23,609	14,852	2,058	12,864	3,793		NOT APPLICABLE
GAMBLING							
Bookmaking	2						
Numbers & Lottery							
Illegal Games	13						
Illegal Devices	2	1		1			
Illegal Payoff							
Other	6	12		12			
TOTAL	23	13	0	13	0		NOT APPLICABLE
OFFENSES AGAINST FAMILY							
Child Abandonment	44	10		4	6		
Child Neglect	1,441	490	8	170	321		
Non-Support	5	12		9	3		
Custodial Interference	412	59	3	35	27		
Other	560	139	8	74	73		
TOTAL	2,462	710	19	292	430		NOT APPLICABLE
D. U. I.							
Under .08	1,431	1,272	71	1,122	202		
.08 thru .14 Alcohol	5,995	5,613	114	4,772	887		
.15 thru .19 Alcohol	5,333	5,043	39	4,151	874		
.20 or Above Alcohol	3,241	3,084	11	2,481	581		
BA Refused	3,287	2,936	21	2,485	445		
BA Not Given	649	595	13	503	104		
Of Drugs	771	580	30	437	167		
Undetermined	4,384	3,968	74	3,291	734		
TOTAL	25,091	23,091	373	19,242	3,994		NOT APPLICABLE
LIQUOR LAWS							
Minor in Possession	9,865	8,969	5,880	10,798	3,849		
Illegal Make, Possess, Sell	15	26		9	2		
Illegal Establishment Operate	3	13	2	8	1		
Drinking in Public	2,810	2,482	10	2,275	200		
Furnishing	2,050	1,471	100	1,058	509		
Importing	3	1		1			
License Violation	144	39		26	10		
Minor on Premise	45	50	8	30	20		
Other	1,361	420	22	209	91		
TOTAL	16,296	13,471	6,022	14,414	4,682		NOT APPLICABLE
DISORDERLY CONDUCT							
	16,183	4,701	1,474	4,846	1,245		
ALL OTHER							
Trespass	17,484	7,080	1,795	7,156	1,675		
Escape your Custody	606	149	26	141	18		
Blackmail/Extortion	50	14	5	16	2	1,100	
Bomb Threat	301	6	4	8	1		
Other Criminal Threat	9,289	1,485	535	1,651	369		
Shoot in Prohib. Area	1,017	18	25	37	3		
Animal Ordinances	8,607	1,621	49	808	698		
Garbage/Littering	2,256	852	108	719	209		
Other	19,456	7,939	3,474	8,134	2,759		
TOTAL	59,066	19,164	6,021	18,670	5,734	1,100	0
CURFEW							
	5,606		3,907	2,421	1,389		NOT APPLICABLE
RUNAWAY							
Male Juvenile	4,628		1,174	1,174			
Female Juvenile	7,039		1,881		1,881		
TOTAL	11,667		3,055	1,174	1,881		NOT APPLICABLE
BEHAVIORAL CRIME TOTAL							
	164,326	78,403	23,322	76,359	23,494	1,100	0

* Persons Arrested Male & Female and Property Loss & Recovered columns of this table does not include data for the Roseburg Police Department. Property Loss & Recovery does not include Douglas County Sheriff's Office.

OREGON COUNTY MAP



COUNTY FIVE YEAR PROFILE OF BEHAVIORAL CRIMES					
	1995	1996	1997	1998	1999
BAKER	562	671	816	829	726
BENTON	3,866	3,657	3,553	3,535	3,580
CLACKAMAS	8,459	10,102	9,402	8,949	8,844
CLATSOP	3,474	2,894	3,172	3,130	3,165
COLUMBIA	2,109	2,108	2,230	2,435	2,799
COOS	5,482	5,152	5,584	5,860	5,145
CROOK	1,072	1,331	1,380	1,470	1,319
CURRY	899	721	730	764	616
DESCHUTES	3,766	4,334	4,717	4,823	5,786
DOUGLAS	4,874	5,966	5,969	5,801	5,538
GILLIAM	56	85	86	139	183
GRANT	214	262	247	244	523
HARNEY	119	223	423	250	192
HOOD RIVER	772	897	855	825	849
JACKSON	5,459	11,187	11,936	11,278	10,652
JEFFERSON	1,191	1,059	1,065	1,234	1,199
JOSEPHINE	2,674	2,888	3,390	3,383	3,351
KLAMATH	2,097	1,999	2,290	2,291	2,143
LAKE	223	168	229	178	202
LANE	12,333	13,828	15,280	14,055	14,573
LINCOLN	2,677	2,996	2,588	2,635	2,445
LINN	8,638	8,678	8,484	7,281	6,666
MALHEUR	1,886	2,205	2,150	1,589	2,196
MARION	16,728	16,360	17,698	17,802	16,114
MORROW	320	321	297	467	504
MULTNOMAH	29,865	29,989	34,003	32,714	35,632
POLK	4,234	4,465	4,613	4,395	4,046
SHERMAN	49	74	62	89	81
TILLAMOOK	1,148	1,198	1,228	1,438	1,272
UMATILLA	4,482	4,214	4,902	5,173	4,971
UNION	850	757	800	839	917
WALLOWA	220	195	225	238	108
WASCO	1,322	1,344	1,540	1,928	1,611
WASHINGTON	11,080	10,204	11,560	11,628	12,481
WHEELER	52	76	61	70	64
YAMHILL	5,216	4,378	4,214	3,914	3,833
TOTAL	148,468	156,986	167,779	163,673	164,326

STATEWIDE TEN YEAR OFFENSE, POPULATION and RATE PROFILE

YEAR	POPULATION	BEHAVIORAL CRIMES	RATE PER 10,000 POPULATION
1990	2,844,000	136,910	481.4
1991	2,930,000	137,433	469.1
1992	2,979,000	163,525	548.9
1993	3,038,000	138,280	455.2
1994	3,082,000	142,198	461.4
1995	3,132,000	148,468	474.0
1996	3,181,000	156,986	493.5
1997	3,217,000	167,779	521.5
1998	3,267,550	163,673	500.9
1999	3,300,800	164,326	497.8

STATEWIDE DRUG LAW OFFENSES by TYPE OF DRUG and ACTIVITY - 1999								
TOTAL		Possess for Sale	Possess for Use	Furnish	Transp/ Mfg/ Cultivate	Obtain Unlawful	Tamper w/Record	Other
5	Opium	3	2					
2,046	Heroin	647	1,352	16	24	1		6
22	Morphine	4	8			1	8	1
3,777	Cocaine	1,034	2,689	5	29	4	2	14
213	Codeine	2	117	66	4	6	17	1
961	Other Narcotic	124	293	32	23	16	83	390
7,024	NARCOTIC TOTAL	1,814	4,461	119	80	28	110	412
60	Hashish	27	27	1	2			3
2,714	Marij. Over Oz	858	1,387	42	372	1	1	53
5,184	Marij. Under Oz	628	4,267	54	148	2		85
7,958	MARIJUANA TOTAL	1,513	5,681	97	522	3	1	141
1,063	SYNTHETIC TOTAL	256	636	15	68	2	46	40
	OTHER DANGEROUS							
6,655	DRUG TOTAL	1,651	4,030	109	406	18	160	281
	DRUG LAW							
22,700	OFFENSE TOTAL	5,234	14,808	340	1,076	51	317	874

STATEWIDE DRUG LAW ARRESTS by TYPE OF DRUG and ACTIVITY - 1999								
TOTAL		Possess for Sale	Possess for Use	Furnish	Transp/ Mfg/ Cultivate	Obtain Unlawful	Tamper w/Record	Other
11	Opium	3	5		2		1	
1,518	Heroin	299	1,172	5	21		1	20
7	Morphine	1	2	1			3	
2,106	Cocaine	178	1,912		9	1		6
55	Codeine	2	21	5	2	1	12	12
765	Other Narcotic	45	123	7	7	9	36	538
4,462	NARCOTIC TOTAL	528	3,235	18	41	11	53	576
42	Hashish	9	31		2			
1,571	Marij. Over Oz	604	458	45	142	1		321
4,623	Marij. Under Oz	280	4,085	42	57	1		158
6,236	MARIJUANA TOTAL	893	4,574	87	201	2		479
784	SYNTHETIC TOTAL	189	485	9	44	1	22	34
	OTHER DANGEROUS							
4,505	DRUG TOTAL	937	2,660	75	191	9	24	609
	DRUG LAW							
15,987	ARREST TOTAL	2,547	10,954	189	477	23	99	1,698

These tables do not include data for the Douglas County Sheriff's Office, Roseburg Police Department or Hillsboro Police Department

DRUG OFFENSES by COUNTY and TYPE - 1999

COUNTY	TOTAL	Other NARCOTIC				Marij	Marij	Hashish	MARIJ	SYNTHETIC NARCOTIC	OTHER DANGER DRUGS
		Heroin	Cocaine	Narcotic	TOTAL	Over Oz	Under Oz		TOTAL		
BAKER	172			83	83	14	34		48	28	13
BENTON	283	5		2	7	143	30		173	3	100
CLACKAMAS	1,057	13	11	518	542	56	238		294	99	122
CLATSOP	183	12	29	10	51	23	72	1	96	14	22
COLUMBIA	169	3	5	10	18	23	88		111	8	32
COOS	218	7		12	19	39	75	1	115	28	56
CROOK	85					12	30		42	15	28
CURRY	64	1		1	2	10	34		44	2	16
DESCHUTES	750	5	8	46	59	36	345	1	382	158	151
DOUGLAS **	160	1	1	5	7	17	87	1	105	4	44
GILLIAM	25			1	1	7	6		13	1	10
GRANT	280			168	168	9	15		24	2	86
HARNEY	7		1	1	2	1	2		3		2
HOOD RIVER	112	1	4	1	6	22	45		67	17	22
JACKSON	1,255	25	18	24	67	356	172	3	531	16	641
JEFFERSON	110		4		4	5	57		62		44
JOSEPHINE	549	3	3	11	17	37	236	4	277	18	237
KLAMATH	304	6	4	5	15	39	50		89	46	154
LAKE	32					10	8		18	13	1
LANE	2,883	436	212	36	684	330	982	15	1,327	26	846
LINCOLN	171	4	3	2	9	48	52		100	4	58
LINN	506	9	2	26	37	82	204		286	58	125
MALHEUR	169	1	5	11	17	21	41		62	22	68
MARION	1,542	84	62	23	169	470	112	2	584	41	748
MORROW	42		4		4	3	19		22	12	4
MULTNOMAH	9,158	1,363	3,314	57	4,734	349	1,425	27	1,801	265	2,358
POLK	245	3	3	4	10	150	16		166	2	67
SHERMAN	11		1		1	6			6		4
TILLAMOOK	205		4	1	5	98	54		152	15	33
UMATILLA	258	1	14	4	19	43	100		143	7	89
UNION	126	2	1	6	9	24	38		62	6	49
WALLOWA	5					3	2		5		
WASCO	204	2	3	22	27	63	52		115	6	56
WASHINGTON **	1,151	59	90	71	220	65	451	4	520	126	285
WHEELER	1					1			1		
YAMHILL	208		4	7	11	99	12	1	112	1	84
TOTAL OFFENSES	22,700	2,046	3,810	1,168	7,024	2,714	5,184	60	7,958	1,063	6,655

** Douglas County - Does not include data from Douglas County Sheriff's Office or Roseburg Police Department

** Washington County - Does not include data from Hillsboro Police Department

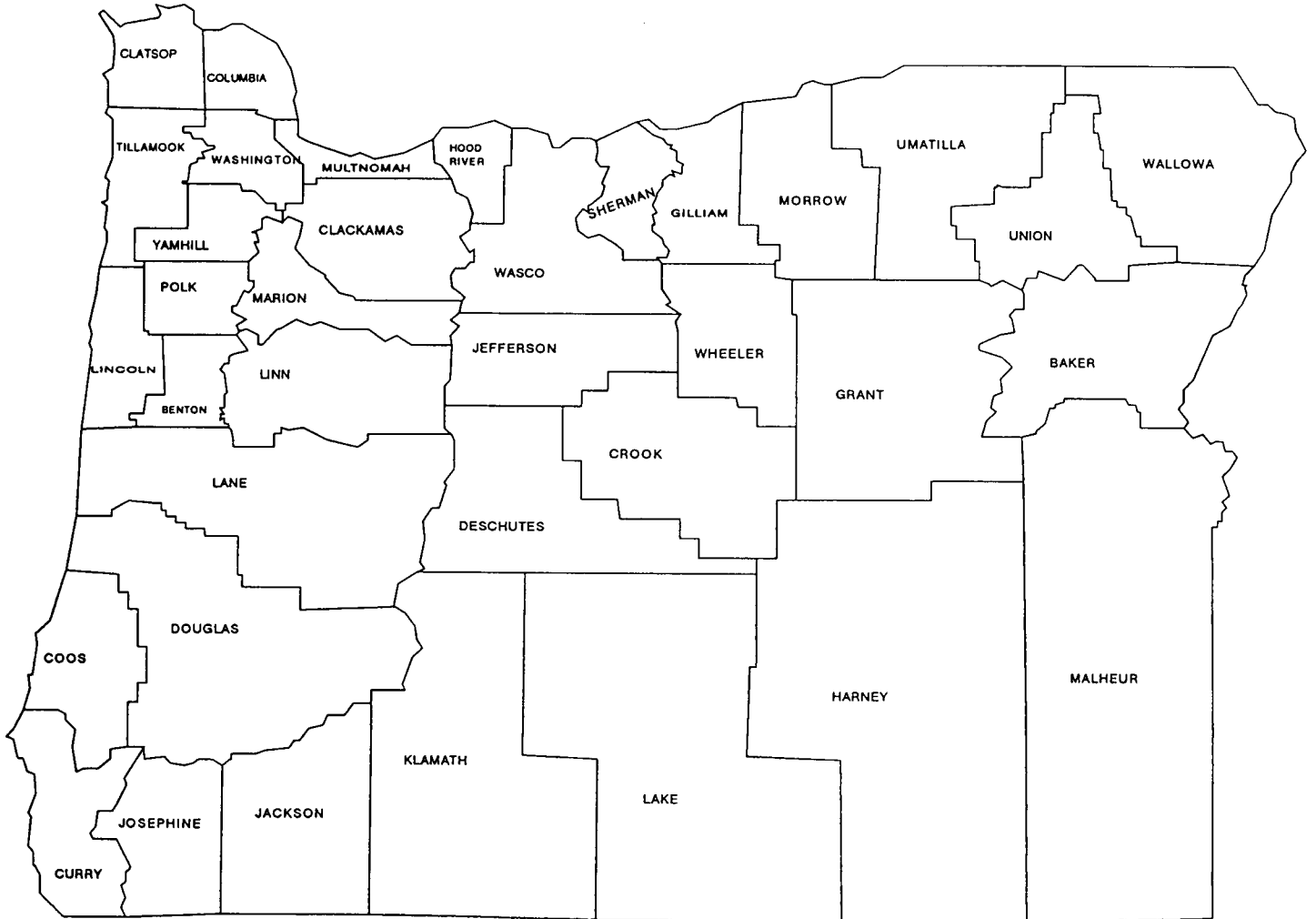
DRUG ARRESTS by COUNTY and TYPE - 1999

COUNTY	TOTAL	Other NARCOTIC				Marij			MARIJ TOTAL	SYNTHETIC NARCOTIC	OTHER DANGER DRUGS
		Heroin	Cocaine	Narcotic	TOTAL	Over Oz	Under Oz	Hashish			
BAKER	63			15	15	10	22		32	3	13
BENTON	210	3		1	4	39	96		135	3	68
CLACKAMAS	720	3	2	534	539	14	85		99	3	79
CLATSOP	125	7	20	8	35	4	68		72	10	8
COLUMBIA	135	4	3	5	12	16	77		93	7	23
COOS	232	4		9	13	16	100	1	117	56	46
CROOK	54						22	1	23	7	24
CURRY	122			1	1	13	69		82	17	22
DESCHUTES	629	4	6	40	50	50	277	1	328	131	120
DOUGLAS **	119			4	4	8	64	1	73	3	39
GILLIAM	19					7	4		11		8
GRANT	22			2	2	9	2		11	2	7
HARNEY	13		1		1	4	2		6		6
HOOD RIVER	71	1	2	2	5	15	34		49	3	14
JACKSON	920	25	15	7	47	227	126		353	11	509
JEFFERSON	90		1		1	2	54		56		33
JOSEPHINE	344	1	2	10	13	27	143	2	172	11	148
KLAMATH	191	4	1	4	9	16	31		47	47	88
LAKE	14					5	5		10	4	
LANE	2,984	543	185	32	760	311	1,054	17	1,382	20	822
LINCOLN	108	4	3		7	20	41		61	1	39
LINN	311	9	1	13	23	62	144		206	16	66
MALHEUR	100	1	3	12	16	21	35		56	6	22
MARION	1,270	67	46	15	128	163	316	3	482	30	630
MORROW	22		1		1	3	10		13	6	2
MULTNOMAH	5,102	777	1,738	34	2,549	192	905	16	1,113	325	1,115
POLK	229	4	4	2	10	29	120		149	2	68
SHERMAN	10			1	1	7			7		2
TILLAMOOK	196		4	1	5	93	55		148	18	25
UMATILLA	216	1	6	15	22	27	90		117	3	74
UNION	144	2		8	10	26	38		64	9	61
WALLOWA	9					3	6		9		
WASCO	170	3	1	13	17	57	53		110	2	41
WASHINGTON **	867	51	62	44	157	63	383		446	26	238
WHEELER	5			1	1	1	1		2	2	
YAMHILL	151			4	4	11	91		102		45
TOTAL OFFENSES	15,987	1,518	2,107	837	4,462	1,571	4,623	42	6,236	784	4,505

** Douglas County - Does not include data from Douglas County Sheriff's Office or Roseburg Police Department

** Washington County - Does not include data from Hillsboro Police Department

OREGON COUNTY MAP



DRUG OFFENSES by COUNTY 1995 through 1999

	1995	1996	1997	1998	1999
BAKER	57	59	48	67	172
BENTON	282	261	193	239	283
CLACKAMAS	902	1,029	844	787	1,057
CLATSOP	268	193	199	128	183
COLUMBIA	199	160	166	135	169
COOS	253	205	302	256	218
CROOK	115	83	160	59	85
CURRY	132	89	70	84	64
DESCHUTES	567	569	531	589	750
DOUGLAS	686	741	959	929	813
GILLIAM	8	3	5	16	25
GRANT	12	18	28	24	280
HARNEY	13	38	11	10	7
HOOD RIVER	95	95	105	96	112
JACKSON	1,155	1,033	1,251	1,207	1,255
JEFFERSON	120	141	118	107	110
JOSEPHINE	691	403	602	611	549
KLAMATH	378	345	370	243	304
LAKE	18	11	18	12	32
LANE	2,078	2,490	2,894	2,570	2,883
LINCOLN	260	262	204	174	171
LINN	716	574	564	451	506
MALHEUR	104	82	96	169	169
MARION	1,504	1,165	1,414	1,477	1,542
MORROW	22	42	39	47	42
MULTNOMAH	5,689	5,718	7,529	7,154	9,158
POLK	332	231	260	229	245
SHERMAN	12	18	14	18	11
TILLAMOOK	111	118	135	163	205
UMATILLA	320	244	264	194	258
UNION	89	65	91	88	126
WALLOWA	19	7	20	21	5
WASCO	141	139	197	288	204
WASHINGTON	1,094	1,105	1,098	1,117	1,407
WHEELER	3	2	3	3	1
YAMHILL	386	283	248	200	208
TOTAL	18,831	18,021	21,050	19,962	23,609

D. U. I. I. OFFENSES BY COUNTY FOR YEARS 1995 through 1999

COUNTY	1995	1996	1997	1998	1999
Baker	73	142	151	152	105
Benton	467	631	600	518	491
Clackamas	2,167	2,820	2,438	2,513	2,358
Clatsop	563	440	428	479	450
Columbia	490	565	403	402	423
Coos	491	524	610	609	814
Crook	108	182	193	182	208
Curry	287	256	219	233	219
Deschutes	667	845	851	878	1,221
Douglas	708	810	869	1,030	1,119
Gilliam	17	24	20	46	57
Grant	47	70	48	71	75
Harney	30	49	71	40	86
Hood River	261	358	292	258	289
Jackson	1,094	1,494	1,447	1,345	1,644
Jefferson	287	211	211	232	329
Josephine	379	564	549	544	600
Klamath	473	483	629	714	609
Lake	74	52	69	40	81
Lane	1,402	1,819	1,726	2,004	2,071
Lincoln	464	679	589	557	475
Linn	570	749	625	628	770
Malheur	265	238	262	299	314
Marion	1,587	1,890	2,105	1,959	1,897
Morrow	39	49	32	60	108
Multnomah	3,450	3,873	3,374	3,415	3,225
Polk	336	364	309	401	448
Sherman	12	16	18	26	20
Tillamook	173	217	297	326	216
Umatilla	678	710	549	872	743
Union	140	115	129	167	169
Wallowa	35	22	36	38	18
Wasco	160	266	380	440	362
Washington	1,648	1,921	1,676	2,151	2,504
Wheeler	4	6	9	12	3
Yamhill	595	531	506	521	570
TOTAL	20,241	23,985	22,720	24,162	25,091

STATEWIDE D. U. I. I. OFFENSES DISTRIBUTED BY COUNTY and MAJOR POPULATION CENTER 1999								
	County Population	No. DUII Offense	Rate per 10,000	St. Police Arrests	Sheriff Arrests	Major City	City Population	D. U. I. I. Offenses
BAKER	16,700	105	62.9	45	25	Baker City	10,155	31
BENTON	77,100	491	63.7	77	207	Corvallis	50,880	179
CLACKAMAS	326,850	2,358	72.1	284	1,134	Lake Oswego	34,110	123
CLATSOP	34,750	450	129.5	210	48	Astoria	9,990	99
COLUMBIA	42,650	423	99.2	56	74	St. Helens	9,300	76
COOS	61,350	814	132.7	237	63	Coos Bay	15,630	277
CROOK	16,800	208	123.8	33	46	Prineville	7,255	127
CURRY	22,050	219	99.3	71	68	Brookings	5,620	49
DESCHUTES	106,700	1,221	114.4	172	368	Bend	50,650	500
DOUGLAS	100,850	1,119	111.0	261	456	Roseburg	20,490	214
GILLIAM	2,100	57	271.4	47	2	Condon	835	7
GRANT	8,000	75	93.8	38	20	John Day	2,010	15
HARNEY	7,600	86	113.2	27	51	Burns	2,945	6
HOOD RIVER	19,700	289	146.7	63	133	Hood River	5,135	86
JACKSON	174,550	1,644	94.2	290	152	Medford	59,990	655
JEFFERSON	17,650	329	186.4	62	82	Madras	5,080	180
JOSEPHINE	73,400	600	81.7	196	212	Grants Pass	20,935	184
KLAMATH	62,300	609	97.8	383	56	Klamath Falls	19,060	162
LAKE	7,400	81	109.5	29	11	Lakeview	2,625	40
LANE	315,700	2,071	65.6	656	283	Eugene	136,490	504
						Springfield	52,945	211
LINCOLN	43,350	475	109.6	123	97	Lincoln City	6,890	100
						Newport	10,290	129
LINN	103,000	770	74.8	246	172	Albany	40,010	213
MALHEUR	30,700	314	102.3	130	50	Ontario	10,910	77
MARION	275,250	1,897	68.9	705	13	Salem	128,595	627
MORROW	9,550	108	113.1	19	77	Boardman	3,070	8
MULTNOMAH	646,850	3,225	49.9	341	668	Gresham	85,435	494
						Portland	512,395	1,525
POLK	60,100	448	74.5	70	99	Dallas	12,870	135
SHERMAN	1,900	20	105.3	16	4			
TILLAMOOK	24,100	216	89.6	93	84	Tillamook	4,270	33
UMATILLA	68,000	743	109.3	233	29	Pendleton	17,175	171
UNION	24,500	169	69.0	59	30	La Grande	12,885	83
WALLOWA	7,200	18	25.0	3	13	Enterprise	2,050	
WASCO	22,650	362	159.8	163	51	The Dalles	11,880	146
WASHINGTON	404,750	2,504	61.9	215	782	Beaverton	68,010	305
						Hillsboro	69,670	512
						Tigard	37,670	
WHEELER	1,600	3	18.8	1	2			
YAMHILL	83,100	570	68.6	44	188	McMinnville	24,420	123
STATEWIDE TOTALS	3,300,800	25,091	76.0	5,698	5,850	MAJOR CITY TOTAL	1,580,625	8,406

This page is intentionally blank.

SECTION 5
STATEWIDE
REGULATORY OFFENSES
TRAFFIC CRIME, FISH & GAME, and MARINE VIOLATIONS

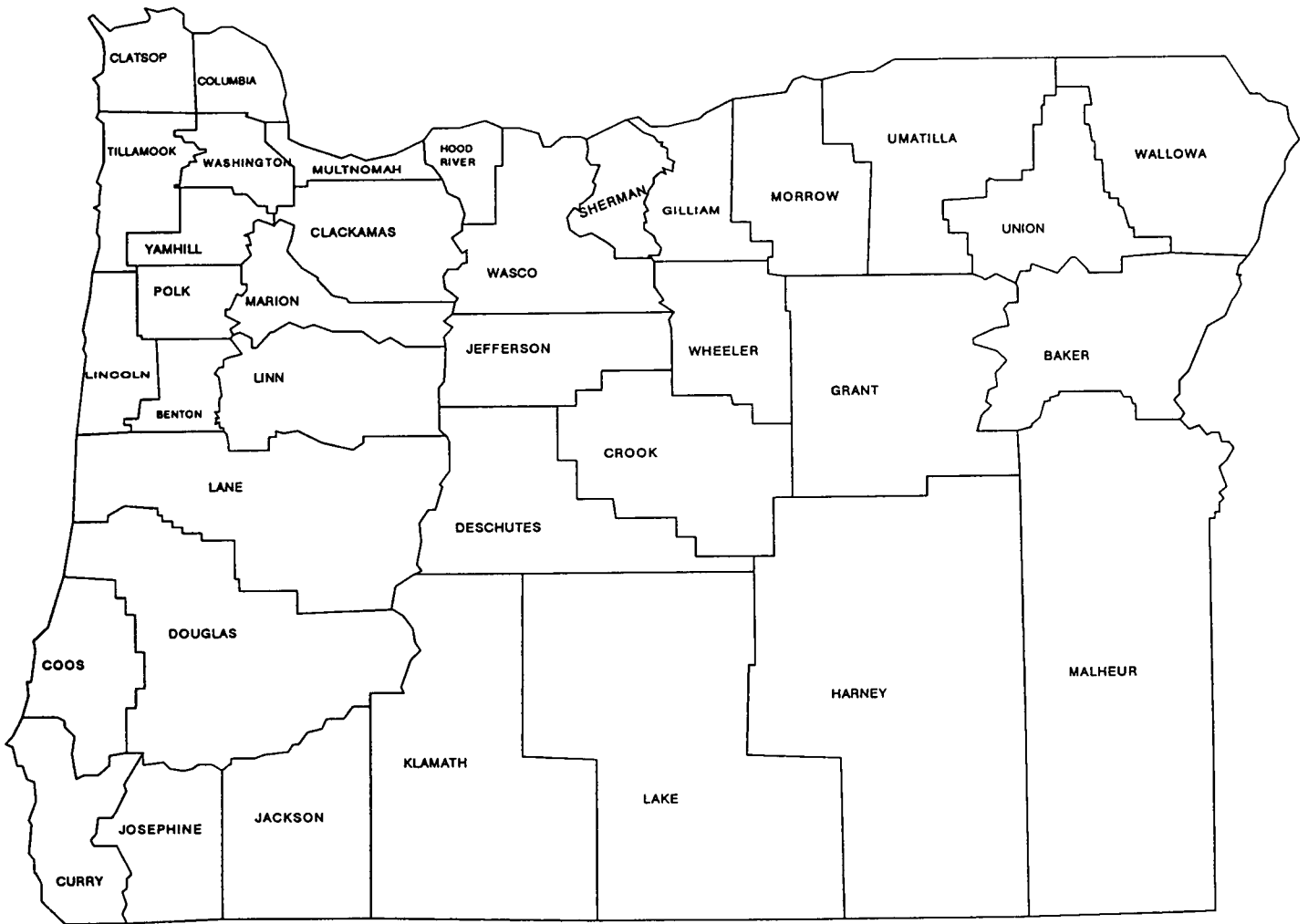
This page is intentionally blank.

STATEWIDE TRAFFIC CRIME, FISH & GAME, and MARINE VIOLATIONS

CLASSIFICATION	1999 OFFENSES	PERSONS ARRESTED			
		ADULT	JUVENILE	MALE *	FEMALE *
TRAFFIC CRIME					
Hit & Run-Misdemeanor	2,804	1,416	122	1,207	322
Hit & Run-Felony	292	155	9	139	22
Reckless Driving	2,910	1,031	160	1,047	132
Eluding	1,376	558	41	554	35
Drive/W Suspend-Misdemeanor	6,954	4,750	53	4,106	666
Drive/W Suspend-Felony	4,770	3,490	9	3,168	298
Fail to Display Drive License	3,758	2,486	155	2,137	483
TRAFFIC CRIME TOTAL	22,864	13,886	549	12,358	1,958
FISH and GAME					
Sport Fishing	2,786	2,659	117	2,546	116
Commercial Fishing	117	115	2	112	5
Personal Use	154	147	4	147	3
Game	1,772	1,651	108	1,330	280
FISH and GAME TOTAL	4,829	4,572	231	4,135	404
MARINE VIOLATIONS					
License Violation	108	102	1	99	4
Insuff Life Preserve	266	249	4	243	10
Muffling	4	4		4	
Other Equip. Violation	29	26		26	
Operate Without Lights	13	12		12	
Reckless Operation	15	11	2	13	
Speeding	101	88	7	90	5
Operate While Intoxicated	164	156	1	153	4
Other	181	161	9	169	
MARINE TOTAL	881	809	24	809	23

* Persons Arrested Male & Female does not include data for Roseburg Police Department.

OREGON COUNTY MAP



TRAFFIC CRIME OFFENSES by COUNTY, 1999

COUNTY	1999 TOTAL	Hit & Run Misd.	Hit & Run Felony	Reckless Driving	Eluding	Drive w/ Susp-Misd.	Drive w/ Susp-Felony	Failure to Disply Lic.
BAKER	70	10		18	8	14	17	3
BENTON	341	37	3	37	12	133	72	47
CLACKAMAS	2,046	189	24	259	155	101	1046	272
CLATSOP	224	20	6	37	13	40	44	64
COLUMBIA	380	20	1	29	18	166	37	109
COOS	244	28	3	39	22	62	58	32
CROOK	96	12	2	12	4	37	25	4
CURRY	107	18		15	1	26	17	30
DESCHUTES	713	104	17	124	48	226	172	22
DOUGLAS	581	72	16	111	42	154	138	48
GILLIAM	28			12	1	8	7	
GRANT	19	4		7		2	5	1
HARNEY	39	1		4	9	12	10	3
HOOD RIVER	172	21	2	32	11	50	32	24
JACKSON	911	100	18	144	74	240	289	46
JEFFERSON	287	15	1	36	12	105	89	29
JOSEPHINE	481	39	8	66	49	168	111	40
KLAMATH	277	36	5	41	24	75	70	26
LAKE	15	5		2	1	3	4	
LANE	2,292	273	28	401	28	434	452	676
LINCOLN	326	33	5	48	21	98	83	38
LINN	698	80	9	96	48	163	124	178
MALHEUR	148	22	2	10	11	40	53	10
MARION	2,765	239	13	233	158	1115	344	663
MORROW	50	8		6	11	14	11	
MULTNOMAH	5,215	553	76	569	348	2289	786	594
POLK	467	39		39	15	187	66	121
SHERMAN	18	2		3		5	5	3
TILLAMOOK	97	9	7	16	13	4	3	45
UMATILLA	410	59	7	60	37	139	66	42
UNION	61	7	2	20	4	17	9	2
WALLOWA	12	2			5	5		
WASCO	245	13	1	27	18	39	68	79
WASHINGTON	2,612	672	34	274	123	650	384	475
WHEELER	4	1	1	1			1	
YAMHILL	413	61	1	82	32	133	72	32
TOTAL	22,864	2,804	292	2,910	1,376	6,954	4,770	3,758

FISH & GAME OFFENSES by COUNTY, 1999

COUNTY	1999 TOTAL	Sport Fishing	Commercial Fishing	Personal Use	Game
BAKER	73	34			39
BENTON	19	7		1	11
CLACKAMAS	429	290	1		138
CLATSOP	295	186	36	3	70
COLUMBIA	274	119			155
COOS	48	28	3	4	13
CROOK	28	10			18
CURRY	47	35	5	1	6
DESCHUTES	144	124		2	18
DOUGLAS	118	69		2	47
GILLIAM	77	34			43
GRANT	62	9			53
HARNEY	19	8			11
HOOD RIVER	142	108			34
JACKSON	152	53	1	38	60
JEFFERSON	25	21			4
JOSEPHINE	75	63			12
KLAMATH	60	25			35
LAKE	42	11			31
LANE	385	260	1	7	117
LINCOLN	278	147	32	41	58
LINN	101	51			50
MALHEUR	54	28			26
MARION	232	103	3	3	123
MORROW	73	16			57
MULTNOMAH	390	336	2	2	50
POLK	31	9			22
SHERMAN	45	37			8
TILLAMOOK	331	199	32	49	51
UMATILLA	110	59			51
UNION	130	56			74
WALLOWA	107	24			83
WASCO	177	108			69
WASHINGTON	160	82	1		77
WHEELER	68	25			43
YAMHILL	28	12		1	15
TOTAL	4829	2786	117	154	1772

MARINE VIOLATION OFFENSES by COUNTY, 1999

COUNTY	1999 TOTAL	License Violations	Insf. Life Preserver	Other Equip Muffling	Other Equip Violation	Operate w/o Lights	Reckless Operation	Speeding	Operate W/ Intoxicated	Other
BAKER	2									2
BENTON	7						1		6	
CLACKAMAS	18	1	4				1		2	10
CLATSOP	79	19	41		11				3	5
COLUMBIA	240	44	74	1	5	10	4	48	20	34
COOS	4		1						1	2
CROOK	30	3	2		3			13	2	7
CURRY	1		1							
DESCHUTES	20		7					3	1	9
DOUGLAS	10	1					1		8	
GILLIAM	5	2	3							
GRANT										
HARNEY	1									1
HOOD RIVER	10		6				1		1	2
JACKSON	247	31	77	3	7	2		31	83	13
JEFFERSON	16		2		1		4		2	7
JOSEPHINE										
KLAMATH	3		1							2
LAKE	1		1							
LANE	25	1	14					5		5
LINCOLN	14		8			1				5
LINN	19		1						16	2
MALHEUR	2								2	
MARION	21		8						2	11
MORROW	2		1							1
MULTNOMAH	11	1								10
POLK	4						1		2	1
SHERMAN	10	1	1							8
TILLAMOOK	9	3	2					1		3
UMATILLA	2		1							1
UNION	4		2							2
WALLOWA	1									1
WASCO	49	1	7		1				9	31
WASHINGTON	8				1				1	6
WHEELER										
YAMHILL	6		1				2		3	
TOTAL	881	108	266	4	29	13	15	101	164	181

This page is intentionally blank.

SECTION 6
STATEWIDE
ARREST INFORMATION

This section provides statewide information on the number of persons arrested for each offense.

The state tables provide information by the age, sex and race of persons arrested.

This page is intentionally blank.

NUMBER OF ARRESTS BY AGE - STATE OF OREGON, 1999

TOTAL ARRESTS	ADULT ARRESTS	JUVENILE ARRESTS		Under	10 to	13 to	25 to																	65 and		
				10	12	14	15	16	17	18	19	20	21	22	23	24	25 to	30 to	35 to	40 to	45 to	50 to	55 to	60 to	Over	
				10	12	14	15	16	17	18	19	20	21	22	23	24	25 to	30 to	35 to	40 to	45 to	50 to	55 to	60 to	Over	
CRIMES AGAINST PERSONS																										
101	89	12	Willful Murder *	0	0	1	3	6	2	5	4	8	3	4	6	3	12	13	13	12	1	2	1	1	1	
10	9	1	Neg. Homicide (1)	0	0	0	0	1	0	1	1	1	1	1	1	0	0	1	0	1	1	0	0	0	0	
240	197	43	Forcible Rape *	0	5	11	7	12	8	11	11	9	4	9	10	5	36	33	25	16	12	7	2	7	0	
1,411	1,134	277	Other Sex Crime	10	42	99	54	36	36	68	61	50	64	41	43	25	179	164	131	107	66	56	26	22	31	
117	107	10	Kidnapping	0	0	1	2	2	5	5	2	6	6	4	7	6	21	12	14	11	6	5	1	1	0	
1,015	800	215	Robbery *	0	5	48	52	52	56	75	72	43	39	34	28	31	120	100	120	69	40	19	6	1	3	
2,193	1,704	489	Aggravated Assault *	8	51	141	95	107	87	114	97	94	92	84	65	57	253	222	218	169	111	71	26	14	17	
15,721	13,136	2,585	Simple Assault	53	357	871	391	466	447	466	483	464	520	475	516	449	2,289	2,138	2,225	1,573	835	361	177	75	90	
20,808	17,176	3,632	TOTAL	71	480	1,172	604	682	643	745	731	675	729	652	676	576	2,910	2,683	2,746	1,958	1,072	521	239	121	142	
CRIMES AGAINST PROPERTY																										
3,351	2,064	1,287	Burglary *	36	175	348	260	249	219	212	220	154	103	97	68	73	298	304	250	153	86	31	7	6	2	
22,493	15,247	7,246	Larceny *	145	911	2,078	1,330	1,390	1,392	1,343	1,157	893	676	601	511	490	2,098	2,015	1,975	1,517	864	524	278	137	168	
2,459	1,739	720	Motor Vehicle Theft *	6	29	188	166	165	166	190	166	113	74	89	69	67	297	273	183	116	62	25	10	1	4	
442	192	250	Arson *	34	74	71	25	23	23	28	12	11	9	7	8	7	19	18	14	23	15	11	8	1	1	
2,747	2,563	184	Forgery/Counterfeit	1	2	23	26	53	79	134	163	152	106	98	126	99	481	428	367	245	93	40	19	6	6	
1,305	1,189	116	Fraud	5	7	15	20	32	37	80	72	68	51	51	52	33	200	169	157	121	60	30	19	16	10	
87	83	4	Embezzlement	0	0	0	0	1	3	4	7	3	6	3	5	4	15	18	3	7	4	2	1	1	0	
526	390	136	Stolen Property	1	12	28	23	36	36	36	34	32	17	16	18	15	63	63	48	20	12	9	3	4	0	
4,498	2,439	2,059	Vandalism	63	329	590	317	400	360	358	247	197	168	144	99	80	302	256	253	176	73	49	24	4	9	
37,908	25,906	12,002	TOTAL	291	1,539	3,341	2,167	2,349	2,315	2,385	2,078	1,623	1,210	1,106	956	868	3,773	3,544	3,250	2,378	1,269	721	369	176	200	
BEHAVIORAL CRIMES																										
1,961	1,605	356	Weapon Laws	5	16	76	68	89	102	128	137	109	85	69	65	49	234	212	178	146	92	53	24	9	15	
518	510	8	Prostitution	0	0	1	3	0	4	9	11	5	20	11	17	17	94	85	73	72	39	28	16	5	8	
14,609	12,668	1,941	Drug Laws	0	55	363	368	541	614	779	792	706	581	480	454	457	2,095	1,929	1,969	1,308	718	256	101	28	15	
10	10	0	Gambling	0	0	0	0	0	0	2	1	1	1	0	2	0	3	0	0	0	0	0	0	0	0	
695	675	20	Crimes Against Family	0	0	3	3	2	12	11	29	21	28	24	22	25	136	111	118	69	36	11	17	10	7	
22,125	21,766	359	D.U.I.I.	0	0	13	28	99	219	499	649	590	975	900	803	759	3,475	2,973	3,232	2,641	1,868	1,151	621	281	349	
17,863	12,302	5,561	Liquor Laws	7	85	690	917	1,578	2,284	3,049	3,168	2,554	533	272	177	141	390	379	412	477	345	235	113	37	20	
5,793	4,410	1,383	Disorderly Conduct	26	225	453	225	239	215	259	254	225	312	248	174	172	674	577	579	428	252	121	68	38	29	
22,563	16,942	5,621	All Other	59	426	1,332	1,165	1,384	1,255	988	969	852	746	612	526	524	2,290	2,218	2,430	2,035	1,247	729	374	202	200	
3,656	0	3,656	Curfew	9	146	908	823	921	849	0	0	0	0	0	0	0	0	0	0	0	0	0	0	0	0	
2,974	0	2,974	Runaway Juveniles	21	200	1,035	726	610	382	0	0	0	0	0	0	0	0	0	0	0	0	0	0	0	0	
92,767	70,886	21,879	TOTAL	127	1,153	4,874	4,326	5,463	5,936	5,724	6,010	5,063	3,281	2,616	2,240	2,144	9,391	8,484	8,991	7,176	4,597	2,584	1,334	610	643	
151,483	113,970	37,513	GRAND TOTAL	489	3,152	9,387	7,097	8,494	8,894	8,854	8,819	7,361	5,220	4,374	3,872	3,588	16,074	14,711	14,987	11,512	6,938	3,826	1,942	907	985	
32,294	22,032	10,262	* Index Total	229	1,250	2,886	1,938	2,004	1,955	1,978	1,739	1,325	1,000	925	765	733	3,133	2,978	2,798	2,075	1,191	690	338	168	196	
13,428	12,898	530	Traffic Crimes	1	1	25	47	190	266	493	569	568	652	586	547	541	2,393	1,960	2,039	1,207	655	322	167	84	115	
4,896	4,658	238	Fish & Game Violations	0	20	58	40	68	52	158	52	52	309	204	146	158	842	474	632	632	579	158	158	52	52	
822	799	23	Marine Violations	0	1	5	5	5	7	18	11	8	11	18	25	18	121	112	129	127	78	71	27	8	17	

(1) Negligent Homicide Arrests Include Traffic Death Arrests
Does not include arrest data from Douglas County Sheriff's Office or Roseburg Police Department.

NUMBER OF MALE ARRESTS BY AGE - STATE OF OREGON, 1999

TOTAL ARRESTS	ADULT ARRESTS	JUVENILE ARRESTS		Under	10 to	13 to											25 to	30 to	35 to	40 to	45 to	50 to	55 to	60 to	65 and
				10	12	14	15	16	17	18	19	20	21	22	23	24	29	34	39	44	49	54	59	64	Over
CRIMES AGAINST PERSONS																									
86	77	9	Willful Murder *	0	0	1	1	5	2	5	4	7	3	3	5	3	11	10	11	9	1	2	1	1	
8	8	0	Neg. Homicide (1)	0	0	0	0	0	0	1	1	1	1	1	1	0	0	1	0	0	1	0	0	0	
238	196	42	Forcible Rape *	0	5	10	7	12	8	11	11	9	4	9	10	5	36	33	24	16	12	7	2	7	
1,349	1,094	255	Other Sex Crime	9	41	89	51	33	32	65	58	49	64	40	42	22	170	160	123	103	66	54	26	21	
111	103	8	Kidnapping	0	0	1	0	2	5	5	1	6	6	4	7	6	20	12	14	9	6	5	1	1	
864	687	177	Robbery *	0	5	35	42	49	46	71	67	39	36	31	19	26	101	89	93	56	34	18	4	0	
1,792	1,414	378	Aggravated Assault *	8	45	106	57	87	75	94	85	88	83	76	59	47	212	171	169	137	91	55	22	12	
12,044	10,251	1,793	Simple Assault	50	288	569	260	322	304	328	346	342	397	359	393	346	1,824	1,656	1,723	1,262	685	296	153	65	
16,492	13,830	2,662	TOTAL	67	384	811	418	510	472	580	573	541	594	523	536	455	2,374	2,132	2,157	1,592	896	437	209	107	
CRIMES AGAINST PROPERTY																									
2,896	1,785	1,111	Burglary *	29	149	289	227	225	192	186	199	136	91	83	61	65	269	246	207	131	75	23	7	5	
14,867	10,079	4,788	Larceny *	117	629	1,319	857	908	958	955	848	634	476	403	363	328	1,369	1,330	1,235	938	522	313	167	88	
1,927	1,418	509	Motor Vehicle Theft *	6	17	104	115	132	135	161	140	97	64	69	55	52	238	218	142	90	55	23	10	1	
361	146	215	Arson *	31	59	61	23	19	22	20	9	8	9	6	5	7	14	11	9	20	11	11	4	1	
1,778	1,670	108	Forgery/Counterfeit	1	0	10	11	31	55	91	105	100	77	67	93	57	317	284	222	141	62	31	15	4	
793	711	82	Fraud	5	6	11	14	23	23	54	47	40	29	37	34	20	111	95	87	64	39	20	16	10	
37	34	3	Embezzlement	0	0	0	0	1	2	1	2	1	3	1	3	2	8	11	0	0	0	1	1	0	
420	304	116	Stolen Property	1	10	22	21	31	31	33	25	28	14	12	16	9	47	34	17	12	6	2	2	0	
3,887	2,098	1,789	Vandalism	57	277	506	273	349	327	313	216	180	154	131	90	69	251	207	210	142	62	41	21	4	
26,966	18,245	8,721	TOTAL	247	1,147	2,322	1,541	1,719	1,745	1,814	1,591	1,224	917	809	720	609	2,624	2,449	2,146	1,543	838	468	243	116	
BEHAVIORAL CRIMES																									
1,824	1,482	342	Weapon Laws	5	16	71	68	86	96	123	129	103	77	66	63	45	220	193	161	132	82	45	22	6	
363	356	7	Prostitution	0	0	0	3	0	4	5	7	5	15	7	9	13	70	46	49	49	33	20	15	5	
11,300	9,781	1,519	Drug Laws	0	47	259	275	438	500	640	647	580	468	396	350	375	1,615	1,417	1,409	986	561	216	82	28	
10	10	0	Gambling	0	0	0	0	0	0	2	1	1	1	0	2	0	3	0	0	0	0	0	0	0	
280	271	9	Crimes Against Family	0	0	2	2	1	4	6	14	9	15	9	8	6	48	40	41	37	15	5	10	7	
18,327	18,026	301	D.U.I.	0	0	9	23	88	181	441	567	523	841	781	693	657	2,955	2,433	2,508	2,101	1,485	964	532	243	
13,418	9,695	3,723	Liquor Laws	6	46	359	555	1,063	1,694	2,302	2,428	2,009	445	224	156	124	330	295	320	403	301	216	93	31	
4,621	3,588	1,033	Disorderly Conduct	24	174	309	173	187	166	216	206	197	275	209	139	144	550	440	329	209	105	55	34	24	
17,244	13,120	4,124	All Other	54	328	925	848	1,029	940	795	746	669	603	497	407	440	1,793	1,638	1,762	1,572	984	605	301	169	
2,324	0	2,324	Curfew	6	102	508	491	624	593	0	0	0	0	0	0	0	0	0	0	0	0	0	0	0	
1,136	0	1,136	Runaway Juveniles	12	88	325	295	255	161	0	0	0	0	0	0	0	0	0	0	0	0	0	0	0	
70,847	56,329	14,518	TOTAL	107	801	2,787	2,733	3,771	4,339	4,530	4,745	4,096	2,740	2,189	1,827	1,804	7,584	6,518	6,690	5,609	3,670	2,176	1,110	521	
114,305	88,404	25,901	GRAND TOTAL	421	2,332	5,900	4,692	6,000	6,556	6,924	6,909	5,861	4,251	3,521	3,083	2,868	12,582	11,099	10,993	8,744	5,404	3,081	1,562	744	
23,031	15,802	7,229	* Index Total	191	909	1,925	1,329	1,437	1,438	1,503	1,363	1,018	768	680	577	533	2,250	2,108	1,890	1,397	801	452	217	115	
11,591	11,152	439	Traffic Crimes	1	1	17	37	158	225	424	492	503	578	521	485	493	2,086	1,661	1,744	1,022	547	280	145	74	
4,581	4,368	213	Fish & Game Violations	0	20	46	40	58	49	148	49	49	292	193	139	148	787	444	592	592	542	148	147	49	
795	772	23	Marine Violations	0	1	5	5	5	7	18	11	8	11	15	24	18	117	109	124	121	77	68	26	8	

(1) Negligent Homicide Arrests Include Traffic Death Arrests
Does not include arrest data from Douglas County Sheriff's Office.

NUMBER OF FEMALE ARRESTS BY AGE - STATE OF OREGON, 1999

TOTAL ARRESTS	ADULT ARRESTS	JUVENILE ARRESTS		Under	10 to	13 to																		25 to	30 to	35 to	40 to	45 to	50 to	55 to	60 to	65 and
				10	12	14	15	16	17	18	19	20	21	22	23	24	29	34	39	44	49	54	59	64	Over							
			CRIMES AGAINST PERSONS																													
15	12	3	Willful Murder *	0	0	0	2	1	0	0	0	1	0	1	1	0	1	3	2	3	0	0	0	0	0	0	0	0	0			
2	1	1	Neg. Homicide (1)	0	0	0	0	1	0	0	0	0	0	0	0	0	0	0	0	1	0	0	0	1	0	0	0	0				
2	1	1	Forcible Rape *	0	0	1	0	0	0	0	0	0	0	0	0	0	0	0	0	1	0	0	0	0	0	0	0	0				
62	40	22	Other Sex Crime	1	1	10	3	3	4	3	3	1	0	1	1	3	9	4	8	4	0	2	0	2	0	1	0	0				
6	4	2	Kidnapping	0	0	0	2	0	0	0	1	0	0	0	0	0	1	0	0	2	0	0	0	0	0	0	0	0				
151	113	38	Robbery *	0	0	13	10	3	12	4	5	4	3	3	9	5	19	11	27	13	6	1	2	1	2	1	0					
401	290	111	Aggravated Assault *	0	6	35	38	20	12	20	12	6	9	8	6	10	41	51	49	32	20	16	4	2	4	2	4					
3,677	2,885	792	Simple Assault	3	69	302	131	144	143	138	137	122	123	116	123	103	465	482	502	311	150	65	24	10	14	14	14					
4,316	3,346	970	TOTAL	4	76	361	186	172	171	165	158	134	135	129	140	121	536	551	589	366	176	84	30	14	18	18	18					
			CRIMES AGAINST PROPERTY																													
455	279	176	Burglary *	7	26	59	33	24	27	26	21	18	12	14	7	8	29	58	43	22	11	8	0	1	1	1	1					
7,626	5,168	2,458	Larceny *	28	282	759	473	482	434	388	309	259	200	198	148	162	729	685	740	579	342	211	111	49	58	58	58					
532	321	211	Motor Vehicle Theft *	0	12	84	51	33	31	29	26	16	10	20	14	15	59	55	41	26	7	2	0	0	1	1	1					
81	46	35	Arson *	3	15	10	2	4	1	8	3	3	0	1	3	0	5	7	5	3	4	0	4	0	0	0	0					
969	893	76	Forgery/Counterfeit	0	2	13	15	22	24	43	58	52	29	31	33	42	164	144	145	104	31	9	4	2	2	2	2					
512	478	34	Fraud	0	1	4	6	9	14	26	25	28	22	14	18	13	89	74	70	57	21	10	3	6	2	2	2					
50	49	1	Embezzlement	0	0	0	0	0	1	3	5	2	3	2	2	7	7	3	7	4	2	0	0	0	0	0	0					
106	86	20	Stolen Property	0	2	8	2	5	5	3	9	4	3	4	2	6	16	16	14	3	0	3	1	2	0	0	0					
611	341	270	Vandalism	6	52	84	44	51	33	45	31	17	14	13	9	11	51	49	43	34	11	8	3	0	2	2	2					
10,942	7,661	3,281	TOTAL	44	392	1,019	626	630	570	571	487	399	293	297	236	259	1,149	1,095	1,104	835	431	253	126	60	66	66	66					
			BEHAVIORAL CRIMES																													
137	123	14	Weapon Laws	0	0	5	0	3	6	5	8	6	8	3	2	4	14	19	17	14	10	8	2	3	0	0	0					
155	154	1	Prostitution	0	0	1	0	0	0	4	4	0	5	4	8	4	24	39	24	23	6	8	1	0	0	0	0					
3,309	2,887	422	Drug Laws	0	8	104	93	103	114	139	145	126	113	84	104	82	480	512	560	322	157	40	19	2	2	2	2					
0	0	0	Gambling	0	0	0	0	0	0	0	0	0	0	0	0	0	0	0	0	0	0	0	0	0	0	0	0	0				
415	404	11	Crimes Against Family	0	0	1	1	1	8	5	15	12	13	15	14	19	88	71	77	32	21	6	7	3	6	6	6					
3,798	3,740	58	D.U.I.I.	0	0	4	5	11	38	58	82	67	134	119	110	102	520	540	724	540	383	187	89	38	47	47	47					
4,445	2,607	1,838	Liquor Laws	1	39	331	362	515	590	747	740	545	88	48	21	17	60	84	92	74	44	19	20	6	2	2	2					
1,172	822	350	Disorderly Conduct	2	51	144	52	52	49	43	48	28	37	39	35	28	124	121	139	99	43	16	13	4	5	5	5					
5,319	3,822	1,497	All Other	5	98	407	317	355	315	193	223	183	143	115	119	84	497	580	668	463	263	124	73	33	81	81	81					
1,332	15	1,317	Curfew	3	44	400	332	297	241	15	0	0	0	0	0	0	0	0	0	0	0	0	0	0	0	0	0					
1,838	0	1,838	Runaway Juveniles	9	112	710	431	355	221	0	0	0	0	0	0	0	0	0	0	0	0	0	0	0	0	0	0					
21,920	14,574	7,346	TOTAL	20	352	2,107	1,593	1,692	1,582	1,209	1,265	967	541	427	413	340	1,807	1,966	2,301	1,567	927	408	224	89	123	123	123					
37,178	25,581	11,597	GRAND TOTAL	68	820	3,487	2,405	2,494	2,323	1,945	1,910	1,500	969	853	789	720	3,492	3,612	3,994	2,768	1,534	745	380	163	207	207	207					
9,263	6,230	3,033	* Index Total	38	341	961	609	567	517	475	376	307	234	245	188	200	883	870	908	678	390	238	121	53	64	64	64					
1,837	1,746	91	Traffic Crimes	0	0	8	10	32	41	69	77	65	74	65	62	48	307	299	295	185	108	42	22	10	18	18	18					
315	290	25	Fish & Game Violations	0	0	12	0	10	3	10	3	4	17	10	7	10	55	30	40	40	37	10	11	3	3	3	3					
27	27	0	Marine Violations	0	0	0	0	0	0	0	0	0	0	3	1	0	4	3	5	6	1	3	1	0	0	0	0					

(1) Negligent Homicide Arrests include Traffic Death Arrests
Does not include arrest data from Douglas County Sheriff's Office.

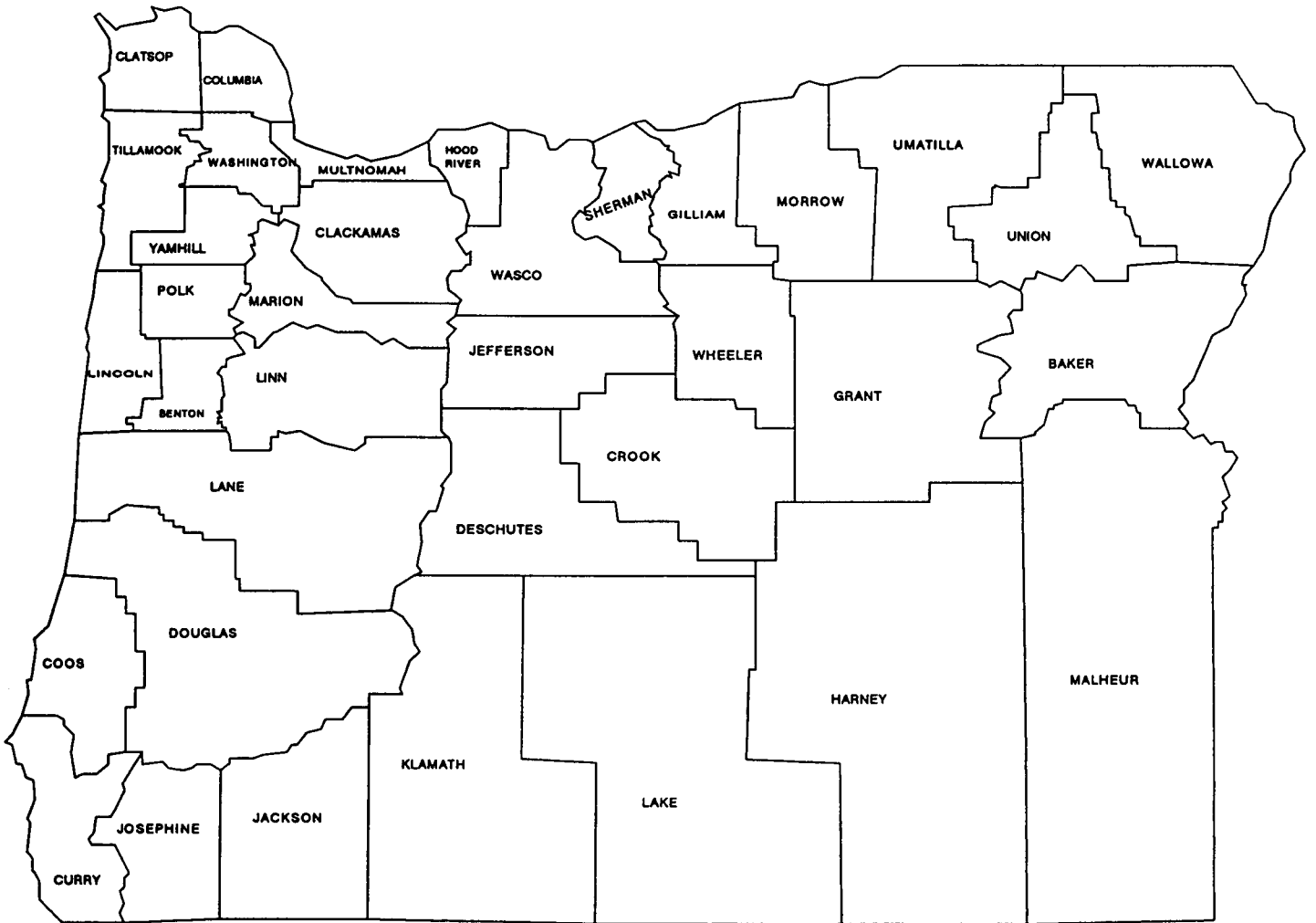
This page is intentionally blank.

NUMBER OF ARRESTS BY RACE - STATE OF OREGON, 1999

TOTAL ARRESTS	ADULT ARRESTS	JUVENILE ARRESTS	WHITE			BLACK			INDIAN			HISPANIC			INDO-CHINESE			OTHER ASIAN			
			Adult	Juven	Total	Adult	Juven	Total	Adult	Juven	Total	Adult	Juven	Total	Adult	Juven	Total	Adult	Juven	Total	
CRIME AGAINST PERSON																					
110	98	12																			
11	10	1	81	5	86	16	5	21	1		1	16	2	18	1	1	3		3		
256	212	44	9	1	10							1		1							
1,519	1,220	299	150	33	183	17	3	20	6		6	35	7	42	1	1	3	1	4		
130	120	10	1,011	264	1,275	38	5	43	8	2	10	145	27	172	2	2	16	1	17		
1,145	911	234	90	7	97	9		9	1	2	3	19	1	20			1		1		
2,351	1,833	518	668	150	818	125	43	168	14	8	20	92	31	123	2	2	10	4	14		
17,127	14,423	2,704	1,424	372	1,796	132	46	178	51	12	63	191	71	262	6	2	8	29	15		
			11,287	2,213	13,480	1,228	196	1,424	237	49	286	1,460	227	1,687	36	2	38	195	17		
22,649	18,827	3,822	TOTAL	14,680	3,045	17,725	1,565	298	1,863	318	71	389	1,959	366	2,325	48	4	52	257	38	295
CRIME AGAINST PROPERTY																					
3,625	2,240	1,385																			
24,116	16,549	7,567	1,954	1,221	3,175	121	50	171	35	21	56	117	77	194	2	3	5	11	13	24	
2,602	1,848	754	12,531	6,081	18,612	1,410	493	1,903	248	130	378	2,090	687	2,777	28	18	46	242	158	400	
462	200	262	1,546	601	2,147	131	59	190	23	7	30	124	74	198	3	2	5	21	11	32	
3,016	2,824	192	187	233	420	2	11	13	1		1	6	16	22			4	2	6		
1,430	1,297	133	2,210	156	2,366	188	7	195	18		18	381	27	388	9		9	38	2	40	
89	85	4	1,136	117	1,253	82	2	84	15	1	16	51	10	61		1	1	13	2	15	
560	414	146	80	4	84	3		3				2		2							
4,830	2,661	2,169	361	126	487	18	2	20	4	2	6	27	15	42	2	2	2	2	1	3	
			2,228	1,875	4,103	109	62	171	40	23	63	253	197	450	7	1	8	24	11	35	
40,730	28,118	12,612	TOTAL	22,233	10,414	32,647	2,064	686	2,750	384	184	568	3,031	1,103	4,134	51	25	76	355	200	555
BEHAVIORAL CRIMES																					
2,160	1,776	384																			
609	601	8	1,462	285	1,747	114	34	148	16	1	17	165	58	223	3	3	6	16	3	19	
16,657	14,627	2,030	384	3	387	41	1	42	9		9	146	4	150	5		5	16		16	
13	13		11,568	1,707	13,275	1,411	121	1,532	139	43	182	1,410	146	1,556	16	1	17	83	12	95	
722	702	20	1		1	11		11													
23,251	22,861	370	605	17	622	10		10	6		6	72	3	75				9		9	
19,096	13,185	5,911	18,999	333	19,332	388	3	391	283	4	287	3,022	29	3,051	13		13	176	1	177	
8,091	4,647	1,444	11,599	5,313	16,912	267	100	367	301	113	414	790	326	1,116	7	3	10	221	56	277	
24,405	18,531	5,874	3,863	1,164	5,027	183	52	235	116	35	151	447	178	625	1	2	3	37	13	50	
3,844	3,844		14,850	5,193	20,043	1,573	216	1,789	355	61	416	1,605	359	1,964	10	6	16	138	39	177	
3,050	3,050		3,105	3,105	3,105	245	245	245	37	37	37	393	393	393				10	10	54	54
			2,570	2,570	2,570	176	176	176	44	44	44	225	225	225				7	7	28	28
99,898	76,963	22,935	TOTAL	63,331	19,690	83,021	3,998	948	4,946	1,225	338	1,563	7,657	1,721	9,378	56	32	88	696	206	902
163,277	123,908	39,369	GRAND TOTAL	100,244	33,149	133,393	7,627	1,932	9,559	1,927	593	2,520	12,647	3,190	15,837	155	61	216	1,308	444	1,752
34,667	23,891	10,776	Index Total	18,521	8,696	27,217	1,954	710	2,664	379	176	555	2,671	965	3,636	43	25	68	323	204	527
14,317	13,768	549																			
4,803	4,572	231	10,338	416	10,754	795	20	815	143	12	155	2,369	93	2,462	14	1	15	109	7	116	
833	809	24	3,903	199	4,102							573	27	600				96	5	101	
			798	21	819	1		1	1		1	5	1	6				4	2	6	

(1) Negligent Homicide Arrests Include Traffic Death Arrests
Does not contain data for Roseburg Police Department.

OREGON COUNTY MAP



STATE OF OREGON ARRESTS BY RACE & COUNTY, 1999

ARREST							INDO -	OTHER -
TOTAL COUNTY		WHITE	BLACK	INDIAN	HISPANIC	CHINESE	ASIAN	
734	BAKER	713	6		12		3	
2,896	BENTON	2,577	79	17	163		60	
8,965	CLACKAMAS	7,743	322	58	702	5	135	
2,263	CLATSOP	2,118	26	7	89	1	22	
2,079	COLUMBIA	2,038	5	2	27		7	
3,058	COOS	2,937	27	10	67		17	
1,011	CROOK	984			27			
907	CURRY	874	2	6	15		10	
7,000	DESCHUTES	6,652	60	55	224		9	
5,232	DOUGLAS *	5,168	32		23		9	
75	GILLIAM	74			1			
183	GRANT	178	2	1	1		1	
155	HARNEY	137	1	14	3			
1,016	HOOD RIVER	652	7	10	337		10	
10,653	JACKSON	9,687	204	77	645		40	
1,387	JEFFERSON	680	2	387	317		1	
2,911	JOSEPHINE	2,877	14	2	15		3	
1,996	KLAMATH	1,541	69	247	133		6	
194	LAKE	174	1	3	15		1	
20,034	LANE	17,779	645	323	1,093		194	
2,426	LINCOLN	2,327	31	49	15		4	
5,379	LINN	4,941	64	20	320	2	32	
1,779	MALHEUR	1,042	10	8	713		6	
11,605	MARION	8,251	348	204	2,656	15	131	
512	MORROW	384	3		124		1	
31,789	MULTNOMAH	20,465	6,775	587	3,205	172	585	
2,530	POLK	2,177	28	14	284		27	
47	SHERMAN	42	1		4			
1,130	TILLAMOOK	1,089	4		37			
3,787	UMATILLA	2,692	49	199	840		7	
1,091	UNION	1,030	17	4	25		15	
154	WALLOWA	154						
1,530	WASCO	1,255	12	66	179		18	
14,318	WASHINGTON	11,002	583	45	2,338	19	331	
15	WHEELER	15						
3,492	YAMHILL	2,947	31	22	476	2	14	
154,333	STATE TOTAL	125,396	9,460	2,437	15,125	216	1,699	

* Douglas County - Does not include arrest data from Roseburg Police Department.

ARRESTS FOR CRIMES AGAINST PERSONS BY RACE & COUNTY, 1999

ARREST							INDO -	OTHER -
TOTAL	COUNTY	WHITE	BLACK	INDIAN	HISPANIC	CHINESE	ASIAN	
133	BAKER	131	1		1			
378	BENTON	326	20	6	23		3	
1,459	CLACKAMAS	1,257	62	7	110	2	21	
239	CLATSOP	229		1	9			
250	COLUMBIA	247	2		1			
460	COOS	443	4		11		2	
96	CROOK	92			4			
164	CURRY	158		1	5			
1,064	DESCHUTES	1,002	10	8	42		2	
606	DOUGLAS *	598	3		5			
11	GILLIAM	10			1			
40	GRANT	39		1				
32	HARNEY	28		2	2			
129	HOOD RIVER	78	4	2	44		1	
1,230	JACKSON	1,100	38	9	76		7	
194	JEFFERSON	94	1	50	49			
407	JOSEPHINE	397	5	1	4			
392	KLAMATH	277	19	74	21		1	
32	LAKE	25		1	6			
2,358	LANE	2,076	106	25	125		26	
386	LINCOLN	371	4	9	2			
807	LINN	741	11	3	46	1	5	
156	MALHEUR	75			81			
1,665	MARION	1,132	77	28	411	1	16	
92	MORROW	69	2		21			
5,935	MULTNOMAH	3,682	1,344	115	611	45	138	
306	POLK	241	8	5	48		4	
11	SHERMAN	10			1			
182	TILLAMOOK	169	1		12			
495	UMATILLA	364	14	18	96		3	
143	UNION	131	4	2	4		2	
28	WALLOWA	28						
192	WASCO	157		8	23		4	
2,079	WASHINGTON	1,540	120	8	349	3	59	
2	WHEELER	2						
496	YAMHILL	406	5	4	80		1	
22,649	STATE TOTAL	17,725	1,865	388	2,324	52	295	

* Douglas County - Does not include arrest data from Roseburg Police Department.

ARRESTS FOR CRIMES AGAINST PROPERTY BY RACE & COUNTY, 1999

ARREST						INDO -	OTHER -
TOTAL COUNTY	WHITE	BLACK	INDIAN	HISPANIC	CHINESE	ASIAN	
248 BAKER	239	3		5			1
698 BENTON	621	22	4	34			17
2,900 CLACKAMAS	2,378	182	19	244	3		74
357 CLATSOP	316	5		35			1
269 COLUMBIA	264	2		3			
596 COOS	566	9	3	15			3
102 CROOK	100			2			
182 CURRY	171		2	4			5
1,658 DESCHUTES	1,590	16	16	36			
1,165 DOUGLAS *	1,146	8		5			6
12 GILLIAM	12						
29 GRANT	29						
20 HARNEY	16		4				
245 HOOD RIVER	133	1	2	108			1
2,674 JACKSON	2,459	42	19	143			11
317 JEFFERSON	152		98	67			
687 JOSEPHINE	679	4	1	3			
627 KLAMATH	492	14	74	44			3
31 LAKE	30			1			
5,229 LANE	4,714	199	47	237			32
581 LINCOLN	555	10	11	3			2
1,206 LINN	1,119	12	3	64			8
412 MALHEUR	219	6	2	183			2
3,566 MARION	2,539	117	59	800	9		42
64 MORROW	57			7			
9,642 MULTNOMAH	6,483	1,849	126	926	57		201
510 POLK	441	6	2	58			3
8 SHERMAN	8						
179 TILLAMOOK	176	1		2			
820 UMATILLA	573	7	42	195			3
261 UNION	247	6	1	6			1
26 WALLOWA	26						
393 WASCO	310	7	12	60			4
4,260 WASHINGTON	3,145	218	15	741	7		134
1 WHEELER	1						
755 YAMHILL	641	4	6	103			1
40,730	STATE TOTAL	32,647	2,750	568	4,134	76	555

* Douglas County - Does not include arrest data from Roseburg Police Department.

ARRESTS FOR BEHAVIORAL CRIMES BY RACE & COUNTY, 1999

ARREST						INDO -	OTHER -
TOTAL	COUNTY	WHITE	BLACK	INDIAN	HISPANIC	CHINESE	ASIAN
353	BAKER	343	2		6		2
1,820	BENTON	1,630	37	7	106		40
4,606	CLACKAMAS	4,108	78	32	348		40
1,667	CLATSOP	1,573	21	6	45	1	21
1,560	COLUMBIA	1,527	1	2	23		7
2,002	COOS	1,928	14	7	41		12
813	CROOK	792			21		
561	CURRY	545	2	3	6		5
4,278	DESCHUTES	4,060	34	31	146		7
3,461	DOUGLAS *	3,424	21		13		3
52	GILLIAM	52					
114	GRANT	110	2		1		1
103	HARNEY	93	1	8	1		
642	HOOD RIVER	441	2	6	185		8
6,749	JACKSON	6,128	124	49	426		22
876	JEFFERSON	434	1	239	201		1
1,817	JOSEPHINE	1,801	5		8		3
977	KLAMATH	772	36	99	68		2
131	LAKE	119	1	2	8		1
12,447	LANE	10,989	340	251	731		136
1,459	LINCOLN	1,401	17	29	10		2
3,366	LINN	3,081	41	14	210	1	19
1,211	MALHEUR	748	4	6	449		4
6,374	MARION	4,580	154	117	1,445	5	73
356	MORROW	258	1		96		1
16,212	MULTNOMAH	10,300	3,582	346	1,668	70	246
1,714	POLK	1,495	14	7	178		20
28	SHERMAN	24	1		3		
769	TILLAMOOK	744	2		23		
2,472	UMATILLA	1,755	28	139	549		1
687	UNION	652	7	1	15		12
100	WALLOWA	100					
945	WASCO	788	5	46	96		10
7,979	WASHINGTON	6,317	245	22	1,248	9	138
12	WHEELER	12					
2,241	YAMHILL	1,900	22	12	293	2	12
90,954	STATE TOTAL	75,024	4,845	1,481	8,667	88	849

* Douglas County - Does not include arrest data from Roseburg Police Department.

SECTION 7
STATEWIDE
LAW ENFORCEMENT EMPLOYEES
and
OFFICER ASSAULTED INFORMATION

This page is intentionally blank.

LAW ENFORCEMENT EMPLOYEES - STATEWIDE - 1999

The number of officers is the number of full time Law Enforcement Officers who are certified, certifiable or in process of being certified by the Oregon Department of Public Safety Standards and Training.

The number of support staff includes full time, non-officer staff such as records, communications and clerical employees.

	Officers	Support Staff	Total Employees
Male	5,073	462	5,535
Female	536	1,597	2,133
Total	5,609	2059	7,668

Officers per 1,000 population = 1.7

Total Employees per 1,000 population = 2.3

Sheriffs Departments	1,318	466	1,784
Oregon State Police	794	410	1,204
Police Departments	3,452	1,174	4,626
O L C C	45	9	54
Total	5,609	2,059	7,668

When compared to 1998, the above numbers represent changes as follows:

2.8% increase in the number of law enforcement officers statewide

2.8% decrease in the number of support employees

1.3% increase in the total number of law enforcement employees

LAW ENFORCEMENT EMPLOYEES - HISTORY

	Officer	Support Staff	Total Employees
1990	4,705	1,514	6,219
1991	4,712	1,485	6,197
1992	4,727	1,522	6,249
1993	4,834	1,585	6,419
1994	5,084	1,584	6,668
1995	5,218	1,784	7,002
1996	5,290	1,905	7,195
1997	5,361	1,945	7,306
1998	5,455	2,118	7,573
1999	5,609	2,059	7,668

LAW ENFORCEMENT EMPLOYEES BY DEPARTMENT / OFFICER ASSAULTS - 1999

DEPARTMENT	POPULATION	LAW ENFORCEMENT		SUPPORT		TOTAL STAFF	TOTAL OFFICERS	ASSAULT WITH	ASSAULT WITHOUT
		OFFICERS - MALE	OFFICERS - FEMALE	STAFF - MALE	STAFF - FEMALE		ASSAULTED	INJURY	INJURY
O.S.P. - BAKER		21	2	2	3	28			
BAKER CO. SO.	6,545	9	1	1	9	20	1		1
BAKER CITY PD.	10,155	14	1			15			
O.L.C.C. - BAKER		1				1			
	16,700	45	4	3	12	64	1		1
O.S.P. - BENTON		16	4	1		21	3	1	2
BENTON CO. SO.	22,330	27	2	1	3	33			
CORVALLIS PD.	50,880	47	9	4	24	84			
PHILOMATH PD.	3,890	7			2	9			
O.L.C.C. - BENTON		4				4			
	77,100	101	15	6	29	151	3	1	2
O.S.P. - CLACKAMAS		26	7	8	8	49	7	1	6
CLACKAMAS CO. SO.	191,165	163	20	6	31	220	8		8
CANBY PD.	12,595	21	1	1	1	24			
GLADSTONE PD.	11,695	15	1	3	5	24			
LAKE OSWEGO PD.	34,110	39	4	8	15	66	1	1	
MILWAUKIE PD.	20,075	30	2	3	9	44			
MOLALLA PD.	5,670	10	1		3	14	2	1	1
OREGON CITY PD.	23,405	20	7	1	5	33	1		1
SANDY PD.	5,300	11			2	13			
WEST LINN PD.	22,835	27	1		4	32			
O.L.C.C. - CLACKAMAS									
	326,850	362	44	30	83	519	19	3	16
O.S.P. - CLATSOP		13	1		1	15	1	1	
CLATSOP CO. SO.	11,755	21	1		4	26	2		2
ASTORIA PD.	9,990	16		2	4	22			
GEARHART PD.	1,245	3				3			
SEASIDE PD.	6,130	15	2	1	5	23	5	2	3
WARRENTON PD.	4,205	8		1		9	1	1	
CANNON BEACH PD.	1,425	6	2		1	9	1	1	
O.L.C.C. - CLATSOP		1				1			
	34,750	83	6	4	15	108	10	5	5
O.S.P. - COLUMBIA		7			1	8	1		1
COLUMBIA CO. SO.	20,615	17			2	19			
CLATSKANIE PD.	1,870	5			1	6			
COLUMBIA CITY PD.	1,665	1				1			
RAINIER PD.	1,810	5			1	6			
ST. HELENS PD.	9,300	17			2	19			
SCAPPOOSE PD.	4,970	7	2		1	10			
VERNONIA PD.	2,420	6			1	7			
O.L.C.C. - COLUMBIA									
	42,650	65	2		9	76	1		1
O.S.P. - COOS		5				5			
COOS CO. SO.	25,135	32			15	47	3	2	1
BANDON PD.	2,875	7			1	8			
COOS BAY PD.	15,630	27	2		14	43			
COQUILLE PD.	4,300	8	1		2	11	3	2	1
MYRTLE POINT PD.	2,695	6			1	7	1	1	
NORTH BEND PD.	9,995	16	1	3	6	26			
POWERS PD.	720	1				1			
O.L.C.C. - COOS			1			1			
	61,350	102	5	3	39	149	7	5	2
O.S.P. - CROOK		5				5			
CROOK CO. SO.	9,545	12		1	3	16	1	1	
PRINEVILLE PD.	7,255	12	2	1	6	21			
O.L.C.C. - CROOK									
	16,800	29	2	2	9	42	1	1	

LAW ENFORCEMENT EMPLOYEES BY DEPARTMENT / OFFICER ASSAULTS - 1999

DEPARTMENT	POPULATION	LAW ENFORCEMENT		SUPPORT		TOTAL ASSAULT ASSAULT		
		OFFICERS - MALE	OFFICERS - FEMALE	STAFF - MALE	STAFF - FEMALE	OFFICERS ASSAULTED	WITH INJURY	WITHOUT INJURY
O.S.P. - CURRY		11		1		1	13	
CURRY CO. SO.	14,230	15			1	7	23	
BROOKINGS PD.	5,620	12		1	2	3	18	
GOLD BEACH PD.	2,200	6				1	7	
O.L.C.C. - CURRY								
	22,050	44		2	3	12	61	
O.S.P. - DESCHUTES		35		2	13	24	74	
DESCHUTES CO. SO.	43,240	70		4	2	15	91	6 4 2
BEND PD.	50,650	53		9	5	13	80	12 8 4
REDMOND PD.	12,810	22		2	1	5	30	
BLACK BUTTE PD.		4		2		1	7	1 1
O.L.C.C. - DESCHUTES		4					4	
	106,700	188		19	21	58	286	19 12 7
O.S.P. - DOUGLAS		28			1	3	32	4 1 3
DOUGLAS CO. SO.	59,375	65		3	3	15	86	
MYRTLE CREEK PD.	3,670	7		1		6	14	
OAKLAND PD.	875	2		1			3	
REEDSPORT PD.	4,855	9		2	2	3	16	1 1
ROSEBURG PD.	20,490	33		3	2	6	44	
SUTHERLIN PD.	6,930	10		2		2	14	1 1
WINSTON PD.	4,655	9			1		10	2 2
O.L.C.C. - DOUGLAS		1					1	
	100,850	164		12	9	35	220	8 2 6
O.S.P. - GILLIAM		6					6	1 1
GILLIAM CO. SO.	1,265	4				1	5	
CONDON PD.	835	2					2	1 1
O.L.C.C. - GILLIAM								
	2,100	12				1	13	2 2
O.S.P. - GRANT		8					8	
GRANT CO. SO.	4,785	4				1	5	
JOHN DAY PD.	2,010	5			1	3	9	
PRAIRIE CITY PD.	1,205	3					3	
O.L.C.C. - GRANT								
	8,000	20			1	4	25	
O.S.P. - HARNEY		6					6	1 1
HARNEY CO. SO.	3,120	3		2		1	6	1 1
BURNS PD.	2,945	6				5	11	
HINES PD.	1,535	1				1	2	
O.L.C.C. - HARNEY								
	7,600	16		2		7	25	2 1 1
O.S.P. - HOOD RIVER		9				1	10	
HOOD RIVER CO. SO.	14,565	16		1	3	12	32	3 2 1
HOOD RIVER PD.	5,135	12			3		15	
O.L.C.C. - HOOD RIVER								
	19,700	37		1	6	13	57	3 2 1
O.S.P. - JACKSON		39		3	12	25	79	3 3
JACKSON CO. SO.	61,530	49		2	1	20	72	7 7
ASHLAND PD.	19,490	22		4	3	9	38	
BUTTE FALLS PD.	440	1					1	
CENTRAL POINT PD.	11,700	16		2		4	22	
EAGLE POINT PD.	4,665	6				1	7	
GOLD HILL PD.	1,225	1					1	
JACKSONVILLE PD.	2,190	4					4	
MEDFORD PD.	59,990	85		8	3	38	134	13 13
PHOENIX PD.	3,970	6			1		7	
ROGUE RIVER PD.	1,940	4		1			5	
SHADY COVE PD.	2,345	4			1		5	
TALENT PD.	5,065	7				1	8	
O.L.C.C. - JACKSON		2		1			3	
	174,550	246		21	21	98	386	23 20 3

LAW ENFORCEMENT EMPLOYEES BY DEPARTMENT / OFFICER ASSAULTS - 1999

DEPARTMENT	POPULATION	LAW ENFORCEMENT				TOTAL OFFICERS		TOTAL	ASSAULT	ASSAULT
		OFFICERS - MALE	OFFICERS - FEMALE	SUPPORT STAFF - MALE	SUPPORT STAFF - FEMALE	STAFF	ASSAULTED	WITH INJURY	WITHOUT INJURY	
O.S.P. - JEFFERSON		8	1			9		1	1	
JEFFERSON CO. SO.	11,735	16	1	3		20				
CULVER PD.	835	1				1				
MADRAS PD.	5,080	10			1	11		2	2	
O.L.C.C. - JEFFERSON	17,650	35	2	3	1	41		3	3	
O.S.P. - JOSEPHINE		19	1	1	1	22		1	1	
JOSEPHINE CO. SO.	52,465	43	3	1	20	67		2	2	
GRANTS PASS PD.	20,935	35	2	1	14	52		15	7	
O.L.C.C. - JOSEPHINE	73,400	97	6	3	35	141		18	7	
O.S.P. - KLAMATH		30	4	1	3	38		6	1	
KLAMATH CO. SO.	41,630	28		2	6	36				
KLAMATH FALLS PD.	19,060	34	1		4	39		7	1	
MERRILL	850	2				2				
MALIN	760	1				1				
O.L.C.C. - KLAMATH	62,300	97	5	3	13	118		13	2	
O.S.P. - LAKE		5				5				
LAKE CO. SO.	4,775	5			2	7				
LAKEVIEW PD.	2,625	5				5		1	1	
O.L.C.C. - LAKE	7,400	15			2	17		1	1	
O.S.P. - LANE		57	3	4	13	77		14	3	
LANE CO. SO.	102,355	67	7	5	38	117		10	10	
COBURG PD.	795	5				5				
COTTAGE GROVE PD.	8,315	17		3	4	24				
EUGENE PD.	136,490	142	25	25	95	287		37	26	
FLORENCE PD.	6,865	12			8	20		3	1	
JUNCTION CITY PD.	4,570	8	1	2	2	13				
OAKRIDGE PD.	3,365	6	1	1	5	12		1	1	
SPRINGFIELD PD.	52,945	59	2	3	26	90		1	1	
O.L.C.C. - LANE	315,700	373	38	43	191	645		66	40	
O.S.P. - LINCOLN		17	2		1	20		1	1	
LINCOLN CO. SO.	22,565	26	2		3	31		2	2	
LINCOLN CITY	6,890	19	3	3	6	31				
NEWPORT PD.	10,290	23			4	27		2	2	
TOLEDO PD.	3,605	7		1	4	12		2	2	
O.L.C.C. - LINCOLN	43,350	93	7	4	18	122		7	2	
O.S.P. - LINN		16	2	2	1	21		2	2	
LINN CO. SO.	42,410	56	3	12	21	92		4	3	
ALBANY PD.	40,010	52	4	3	18	77		3	3	
LEBANON PD.	12,610	21		1	6	28		1	1	
SWEETHOME PD.	7,970	13	1		6	20		2	2	
O.L.C.C. - LINN	103,000	158	10	18	52	238		12	6	
O.S.P. - MALHEUR		14	1	1	2	18		2	2	
MALHEUR CO. SO.	15,070	11		2	6	19		1	1	
NYSSA PD.	3,065	9				9		1	1	
ONTARIO PD.	10,910	20	2		8	30				
VALE PD.	1,655	4				4		1	1	
O.L.C.C. - MALHEUR	30,700	58	3	3	16	80		5	1	

LAW ENFORCEMENT EMPLOYEES BY DEPARTMENT / OFFICER ASSAULTS - 1999

DEPARTMENT	POPULATION	LAW ENFORCEMENT		SUPPORT		TOTAL STAFF	TOTAL	ASSAULT	ASSAULT	
		OFFICERS - MALE	OFFICERS - FEMALE	STAFF - MALE	STAFF - FEMALE		OFFICERS ASSAULTED	WITH INJURY	WITHOUT INJURY	
O.S.P. - MARION *			61	2	18	26	107	7	2	5
MARION CO. SO.	90,445		70	5	2	28	105			
AUMSVILLE PD.	2,965		5			1	6			
AURORA PD.	695		2				2			
GERVAIS PD.	1,535		3				3	1	1	
HUBBARD PD.	2,255		5			1	6			
KEIZER PD.	30,260		34	3	1	8	46			
MT. ANGEL PD.	3,010		7			1	8			
SALEM PD. (MARION)	112,435		152	15	24	73	264			
SILVERTON PD.	6,745		12	1		1	14			
STAYTON PD.	6,710		12	2		3	17			
TURNER PD.	1,345		2				2			
WOODBURN PD.	16,850		19	2	2	4	27			
O.L.C.C. - MARION			2	2			4			
	275,250		386	32	47	146	611	8	3	5
O.S.P. - MORROW			4				4			
MORROW CO. SO.	4,955		10	1	1	10	22			
BOARDMAN PD.	3,070		6				6			
HEPPNER PD.	1,525		3				3			
O.L.C.C. - MORROW			23	1	1	10	35			
	9,550		23	1	1	10	35			
O.S.P. - MULTNOMAH			37	9	6	11	63	3	1	2
MULTNOMAH CO. SO.	34,845		90	12	13	19	134	8	5	3
GRESHAM PD.	85,435		96	9	7	34	146	19	9	10
PORTLAND PD.	512,395		858	172	100	225	1,355	249	101	148
PORTLAND AIRPORT PD.			28	7	2	7	44	1	1	
TROUTDALE PD.	14,175		16	1		3	20	3	3	
O.L.C.C. - MULTNOMAH			15	6			21			
	646,850		1,140	216	128	299	1,783	283	120	163
O.S.P. - POLK			18	1		2	21			
POLK CO. SO.	16,565		22	1	2	4	29			
DALLAS PD.	12,870		18	1		1	20			
INDEPENDENCE PD.	6,195		11	1		2	14			
MONMOUTH PD.	8,310		10	2		2	14			
SALEM PD. (POLK)	16,160		6				6			
O.L.C.C. - POLK			85	6	2	11	104			
	60,100		85	6	2	11	104			
O.S.P. - SHERMAN										
SHERMAN CO. SO.	1,900		5			1	6			
O.L.C.C. - SHERMAN										
	1,900		5			1	6			
O.S.P. - TILLAMOOK			14	2	6	6	28	4		4
TILLAMOOK CO. SO.	16,460		22			3	25			
GARIBALDI PD.	970		2				2			
MANZANITA DPS.	1,025		3				3	1	1	
ROCKAWAY BEACH PD.	1,235		3				3	1		1
TILLAMOOK PD.	4,310		8	1		2	11			
O.L.C.C. - TILLAMOOK										
	24,000		52	3	6	11	72	6	1	5
O.S.P. - UMATILLA			38	4	1	1	44	1		1
UMATILLA CO. SO.	22,795		14		2	13	29	8	3	5
ATHENA PD.	1,280		2				2			
HERMISTON PD.	12,165		17	3	1	8	29			
MILTON FREEWATER PD.	6,720		13		1	5	19			
PENDLETON PD.	17,175		22		1	7	30	3		3
PILOT ROCK PD.	1,675		3	1		1	5	1		1
STANFIELD PD.	1,875		5				5			
UMATILLA PD.	3,625		7	2		1	10			
UMATILLA TRIBAL PD.			13		2	5	20			
WESTON	690		2				2			
O.L.C.C. - UMATILLA			2				2			
	68,000		138	10	8	41	197	13	3	10

* OSP - Marion includes Oregon State Police Headquarters in Salem.

LAW ENFORCEMENT EMPLOYEES BY DEPARTMENT / OFFICER ASSAULTS - 1999

DEPARTMENT	POPULATION	LAW ENFORCEMENT		SUPPORT		TOTAL STAFF	TOTAL	ASSAULT	ASSAULT
		OFFICERS - MALE	OFFICERS - FEMALE	STAFF - MALE	STAFF - FEMALE		OFFICERS ASSAULTED	WITH INJURY	WITHOUT INJURY
O.S.P. - UNION			12			1	13		
UNION CO. SO.	9,830		8			2	10	1	1
LA GRANDE PD.	12,885		17	2	1	13	33	1	1
ELGIN PD.	1,785		3				3		
O.L.C.C. - UNION									
	24,500		40	2	1	16	59	2	2
O.S.P. - WALLOWA			7				7	1	1
WALLOWA CO. SO.	5,150		8			6	14	1	1
ENTERPRISE PD.	2,050		5				5		
O.L.C.C. - WALLOWA									
	7,200		20			6	26	2	2
O.S.P. - WASCO			17	1		2	20		
WASCO CO. SO.	10,770		18			5	23		
THE DALLES PD.	11,880		19	1		2	22	6	3
O.L.C.C. - WASCO									
	22,650		54	2		9	65	6	3
O.S.P. - WASHINGTON			27	4	8	8	47	1	1
WASHINGTON CO. SO.	167,937		162	9	5	54	230	7	3
BANKS PD.	1,310		2						4
BEAVERTON PD.	68,010		93	9	3	18	123	14	2
CORNELIUS PD.	8,490		12	1		2	15	3	2
FOREST GROVE PD.	16,275		24	1		6	31	3	3
GASTON PD.	605		1				1		
HILLSBORO PD.	69,670		70	11	4	21	106		
KING CITY PD.	2,095		5				5		
NORTH PLAINS PD.	1,755		2				2		
SHERWOOD PD.	9,588		15	1		2	18		
TIGARD PD.	37,670		51	5	1	14	71	17	11
TUALATIN PD.	21,345		28	2		3	33	1	1
O.L.C.C. - WASHINGTON									
	404,750		492	43	21	128	682	46	21
O.S.P. - WHEELER			2				2		
WHEELER CO. SO.	1,600		3				3		
O.L.C.C. - WHEELER									
	1,600		5				5		
O.S.P. - YAMHILL			14	1		1	16		
YAMHILL CO. SO.	34,290		43	4	6	11	64		
AMITY PD.	1,325		2				2		
CARLTON PD.	1,555		2				2		
DUNDEE PD.	2,880		4				4		
MCMINNVILLE PD.	24,420		26	3		9	38		
NEWBERG PD.	17,650		22	2	3	11	38		
YAMHILL PD.	980		2				2		
O.L.C.C. - YAMHILL									
	83,100		115	10	9	32	166		

LAW ENFORCEMENT OFFICERS ASSAULTED 1999

7-9

TYPE OF ACTIVITY	TOTAL ASSAULTS		KNIFE, OTHER INSTRUMENT	OTHER DANGEROUS WEAPON	HANDS FISTS FEET	TWO PERSON VEHICLE	ONE PERSON VEHICLE ASSIST.	DETECTIVE OR SPEC. ASSIGNMENT		OTHER		OFFICER ASSAULTS CLEARED	
	WEAPON	FIREARM						ALONE	ASSIST.	ALONE	ASSIST.		
RESPONDING TO DISTURBANCE CALLS	153	18	3	11	121	29	27	79	1	4	3	10	123
BURGLARIES IN PROGRESS/PURSUIING	14			5	9	1	5	6				2	10
ROBBERIES IN PROGRESS/PURSUIING	7		5		2		1	6					6
ATTEMPTING OTHER ARRESTS	112	1		6	105	26	23	55		1		7	95
CIVIL DISORDER (RIOT, MASS DISOBEDIENCE)	10			5	5		1	3		3	2	1	8
HANDLING, TRANSPORTING PRISONERS	75			4	71	15	1	27			6	21	60
INVESTIGATING SUSPICIOUS PERSON/CIRCUM	48	4		5	39	18	4	17	1		4	4	36
AMBUSH - NO WARNING	4				4		2	2					4
MENTALLY DERANGED	8			2	6		1	5				2	5
TRAFFIC PURSUITS AND STOPS	111	2		26	83	15	34	58		1	2	1	98
ALL OTHER	48	4		7	37	9	3	12	2		9	13	36
TOTAL OFFICER ASSAULTS	590	29	8	71	482	113	102	270	4	9	26	61	481
NUMBER WITH PERSONAL INJURY	265	6	1	27	231								
NUMBER WITHOUT PERSONAL INJURY	324	23	6	44	251								

TIME OF ASSAULTS	12:01 AM	02:01 AM	04:01 AM	06:01 AM	08:01 AM	10:01 AM	12:01 PM	02:01 PM	04:01 PM	06:01 PM	08:01 PM	10:01 PM
	TO	TO	TO	TO	TO	TO	TO	TO	TO	TO	TO	TO
	02:00 AM	04:00 AM	06:00 AM	08:00 AM	10:00 AM	12:00 PM	02:00 PM	04:00 PM	06:00 PM	08:00 PM	10:00 PM	12:00 PM
	15	10	1		7	3	4	5	3	8	12	6

NUMBER OF LAW ENFORCEMENT OFFICERS	BY FELONIOUS ACT:	0
KILLED IN THE LINE OF DUTY:	BY ACCIDENT OR NEGLIGENCE:	0

This page is intentionally blank.

SECTION 8
AGENCY SUMMARY
and
DETAIL TABLES

This section provides a detailed report by crime category of the annual crime report information for each department within each county in Oregon, including Traffic Crime, Fish & Game Laws, and Marine Violations.

SPECIAL NOTES:

When counting arrests, only those arrests which are made for an agency's own cases are counted for OUCR purposes. The number of arrests shown in this report will not necessarily agree with the statistics within a department which may show all arrest activity.

Index Crime is summarized at the bottom of the page. The individual crimes that make up the National Crime Index are each identified with an asterisk.

If necessary, Part II Crime totals may be easily determined by subtracting the Index Crime Total from the Grand Total located on the line above. The result of this subtraction equals total Part II Crimes.

This page is intentionally blank.

Population 1999	STATE OF OREGON 3,300,800			OREGON STATE POLICE			O.L.C.C.		
	Offenses	Arrests	Cleared	Offenses	Arrests	Cleared*	Offenses	Arrests	Cleared
CRIME AGAINST PERSON									
Willful Murder*	86	111	43	3	1				
Neg. Homicide	5	11	3	1					
Forcible Rape*	1,244	257	387	63	8				
Other Sex Crime	6,041	1,535	1,863	628	59				
Kidnapping	631	132	262	25	5				
Robbery*	2,949	1,154	1,130	20	5				
Aggravated Assault*	8,416	2,379	3,956	194	68				
Simple Assault	25,944	17,313	15,457	583	277				
1999 TOTAL	45,316	22,892	23,101	1,517	423				
1998 TOTAL	47,593	23,634	24,892	1,838	563				
CRIME AGAINST PROPERTY									
Burglary*	26,854	3,661	2,987	130	40				
Larceny*	113,602	24,529	23,088	548	93				
Motor Vehicle Theft*	14,012	2,617	2,123	320	116				
Arson*	1,561	467	284	201	120				
Forgery/Counterfeit	12,831	3,044	4,161	117	61				
Fraud	10,950	1,467	3,012	84	22				
Embezzlement	766	89	329	1					
Stolen Property	830	568	535	30	15				
Vandalism	43,690	4,922	6,383	197	66				
1999 TOTAL	225,096	41,364	42,902	1,628	533				
1998 TOTAL	244,713	45,014	48,926	2,148	624				
BEHAVIORAL CRIMES									
Weapon Laws	3,508	2,185	2,120	354	204				
Prostitution	815	609	474	3					
Drug Laws	23,609	16,910	14,104	1,882	1,388				
Gambling	23	13	8	1					
Crimes Against Family	2,462	729	972	271	171				
D.U.I.	25,091	23,464	18,717	5,698	5,698				
Liquor Laws	16,296	19,493	12,090	927	742	1,061	406	1,061	
Disorderly Conduct	16,183	6,175	7,064	123	80	26		26	
All Other	59,066	25,185	28,970	1,348	613	189	168	189	
Curfew	5,606	3,907	5,452	40	34				
Runaway Juveniles	11,667	3,055	7,627	26	14				
1999 TOTAL	164,326	101,725	97,598	10,673	8,944	1,276	574	1,276	
1998 TOTAL	163,673	102,940	105,394	9,826	8,255	1,022	428	1,020	
GRAND TOTAL	434,738	165,981	163,601	13,818	9,900	1,276	574	1,276	
* Index Total	168,724	35,175	33,998	1,479	451				
Traffic Crime	22,864	14,435	19,559	2,614	2,614				
Fish and Game Laws	4,829	4,803	119	4,707	4,707				
Marine Violations	881	833	630	241	241				

*Not available

Population 1999	Baker County - O.S.P.			Baker County Totals 16,700		
	Offenses	Arrests	Cleared*	Offenses	Arrests	Cleared
CRIME AGAINST PERSON						
Willful Murder*	1			2	1	1
Neg. Homicide				0	0	0
Forcible Rape*				0	0	1
Other Sex Crimes	3			33	8	16
Kidnapping				4	1	1
Robbery*				4	3	4
Aggravated Assault*	2			36	23	26
Simple Assault	11	6		158	97	114
1999 TOTAL	17	6		237	133	163
1998 TOTAL	32	20		369	218	270
CRIME AGAINST PROPERTY						
Burglary*	5			142	30	41
Larceny*	2	1		522	98	103
Motor Vehicle Theft*	5	1		62	18	16
Arson*	2	2		6	6	3
Forgery/Counterfeit	1	1		38	11	11
Fraud	1			148	45	61
Embezzlement				0	0	0
Stolen Property				0	2	0
Vandalism	2	2		290	38	52
1999 TOTAL	18	7		1,208	248	287
1998 TOTAL	23	5		1,638	346	641
BEHAVIORAL CRIMES						
Weapon Laws				20	8	15
Prostitution				0	0	0
Drug Laws	19	22		172	63	89
Gambling	1			1	0	0
Crimes Against Family	6	2		25	9	11
D.U.I.I	45	45		105	98	60
Liquor Laws	18	18		33	82	15
Disorderly Conduct	1	1		78	34	56
All Other	16	9		283	96	95
Curfew				6	3	6
Runaway Juveniles		1		3	58	2
1999 TOTAL	106	98		726	451	349
1998 TOTAL	139	128		829	652	509
GRAND TOTAL	141	111		2,171	832	799
* Index Total	17	4		774	179	195
Traffic Crime	23	23		70	53	47
Fish and Game Laws	72	72		73	73	1
Marine Violations	2	2		2	2	0

*Not available

	Benton County Sheriff 22,330			Corvallis PD 50,880			Philomath PD 3,890		
	Offenses	Arrests	Cleared	Offenses	Arrests	Cleared	Offenses	Arrests	Cleared
Population 1999									
CRIME AGAINST PERSON									
Willful Murder*				1	3	2			
Neg. Homicide									
Forcible Rape*	2		1	14	5	9	1		
Other Sex Crimes	31	6	20	83	33	53	8	2	3
Kidnapping	1	1	1	4	1	3	1	1	
Robbery*	2		2	22	12	12		1	
Aggravated Assault*	62	6	59	60	12	43	20	17	16
Simple Assault	95	88	90	334	154	245	31	20	19
1999 TOTAL	193	101	173	518	220	367	61	41	38
1998 TOTAL	192	103	169	475	218	351	43	36	40
CRIME AGAINST PROPERTY									
Burglary*	105	21	66	324	47	52	46	16	13
Larceny*	290	25	241	1,752	274	279	119	21	19
Motor Vehicle Theft*	26	18	20	76	12	13	12	7	8
Arson*	5	1	3	15	6	5			
Forgery/Counterfeit	13	1	8	155	32	57	13	2	6
Fraud	21	2	11	190	48	126	7	2	2
Embezzlement				8	2	4			
Stolen Property	4	2	3	18	30	20		1	
Vandalism	223	23	199	669	67	71	70	10	10
1999 TOTAL	687	93	551	3,207	518	627	267	59	58
1998 TOTAL	579	105	432	3,459	523	805	224	74	59
BEHAVIORAL CRIMES									
Weapon Laws	28	18	25	27	27	24	1	1	1
Prostitution	2	2	2						
Drug Laws	65	40	61	163	124	144	1		
Gambling									
Crimes Against Family	55		46	22	4	11	2		
D.U.I.	215	207	215	179	166	179	20	18	20
Liquor Laws	59	54	58	421	537	403	7	6	5
Disorderly Conduct	17	15	16	52	32	41	16	8	10
All Other	656	216	638	944	256	302	80	23	30
Curfew	14	13	14	30	20	30	10	8	10
Runaway Juveniles	64	3	53	84	7	57	19	12	18
1999 TOTAL	1,175	568	1,128	1,922	1,173	1,191	156	76	94
1998 TOTAL	941	489	858	2,016	1,175	1,428	179	134	148
GRAND TOTAL	2,055	762	1,852	5,647	1,911	2,185	484	176	190
* Index Total	492	71	392	2,264	371	415	198	62	56
Traffic Crime	165	119	165	148	108	148	14	7	14
Fish and Game Laws	3	3	3						
Marine Violations	7	7	7						

Population 1999	Benton County - O.L.C.C.			Benton County - O.S.P.			Benton County Totals 77,100		
	Offenses	Arrests	Cleared	Offenses	Arrests	Cleared*	Offenses	Arrests	Cleared
CRIME AGAINST PERSON									
Willful Murder*							1	3	2
Neg. Homicide							0	0	0
Forcible Rape*							17	5	10
Other Sex Crimes				14	1		136	42	76
Kidnapping				1			7	3	4
Robbery*				1			25	13	14
Aggravated Assault*				4	4		146	39	118
Simple Assault				13	11		473	273	354
1999 TOTAL	0	0	0	33	16		805	378	578
1998 TOTAL	0	0	0	31	8		741	365	560
CRIME AGAINST PROPERTY									
Burglary*				22	3		497	87	131
Larceny*				124	10		2,285	330	539
Motor Vehicle Theft*				6			120	37	41
Arson*				9	2		29	9	8
Forgery/Counterfeit				3	1		184	36	71
Fraud				17	1		235	53	139
Embezzlement							8	2	4
Stolen Property				4	1		26	34	23
Vandalism				29	10		991	110	280
1999 TOTAL	0	0	0	214	28		4,375	698	1,236
1998 TOTAL	0	0	0	281	77		4,543	779	1,296
BEHAVIORAL CRIMES									
Weapon Laws							56	46	50
Prostitution							2	2	2
Drug Laws				54	46		283	210	205
Gambling							0	0	0
Crimes Against Family				4	2		83	6	57
D.U.I.I				77	77		491	468	414
Liquor Laws	33	2	33	73	62		593	661	499
Disorderly Conduct	4		4	11	10		100	65	71
All Other	1	1	1	70	24		1,751	520	971
Curfew							54	41	54
Runaway Juveniles					1		167	23	128
1999 TOTAL	38	3	38	289	222		3,580	2,042	2,451
1998 TOTAL	4	1	4	395	342		3,535	2,141	2,438
GRAND TOTAL	38	3	38	536	266		8,760	3,118	4,265
* Index Total	0	0	0	166	19		3,120	523	863
Traffic Crime				14	14		341	248	327
Fish and Game Laws				16	16		19	19	3
Marine Violations							7	7	7

*Not available

Population 1999	Clackamas County Sheriff 191,165			Canby PD 12,595			Estacada PD 2,200			Gladstone PD 11,695		
	Offenses	Arrests	Cleared	Offenses	Arrests	Cleared	Offenses	Arrests	Cleared	Offenses	Arrests	Cleared
CRIME AGAINST PERSON												
Willful Murder*	2	8								2		1
Neg. Homicide	1		1									
Forcible Rape*	51	9	8	3	3	1	5	1	2	1		
Other Sex Crimes	234	58	73	23	2	9	12		4	13	2	4
Kidnapping	29		25	2		1	3		3	4		2
Robbery*	104	60	79	2			2		2	10	1	4
Aggravated Assault*	132	70	78	12	3	5	3		2	6	6	5
Simple Assault	1,028	694	748	144	57	75	33	16	21	92	30	57
1999 TOTAL	1,581	899	1,012	186	65	91	58	17	34	128	39	73
1998 TOTAL	1,981	1,047	1,408	172	73	88	73	19	61	127	34	67
CRIME AGAINST PROPERTY												
Burglary*	1,395	127	137	73	10	14	22	2	1	65	8	9
Larceny*	6,281	1,396	1,869	420	55	70	177	13	60	319	29	34
Motor Vehicle Theft*	663	116	62	22	2	4	5		1	63	8	4
Arson*	17	2	5	5	4	2				7		
Forgery/Counterfeit	776	125	284	28	5	11	30	4	11	23	7	6
Fraud	647	28	85	21	3	6	7	1	6	8	2	3
Embezzlement												
Stolen Property	32	5	17	1	1		2	1	3	1		1
Vandalism	1,810	105	182	240	19	16	74	3	13	212	8	12
1999 TOTAL	11,621	1,904	2,641	810	99	123	317	24	95	698	62	69
1998 TOTAL	11,504	2,159	2,904	824	83	127	272	34	58	874	46	84
BEHAVIORAL CRIMES												
Weapon Laws	76	53	61	12	6	9	6	4	5	8	4	5
Prostitution	3	4	2									
Drug Laws	396	348	160	58	36	42	23	7	15	23	12	11
Gambling												
Crimes Against Family	50	10	31	3	1	1	1		1	3		2
D.U.I.	1,374	1,134	1,374	44	36	44	23	22	23	32	28	32
Liquor Laws	355	181	378	63	77	59	33	11	34	9	23	9
Disorderly Conduct	55	34	51	18	3	15	1			11	6	7
All Other	1,283	395	916	186	58	120	48	9	47	145	56	103
Curfew	42	25	42	18	6	18	1		1	19	12	19
Runaway Juveniles	392	79		72	23		9	4		21	6	
1999 TOTAL	4,026	2,263	3,015	474	246	308	145	57	126	271	147	188
1998 TOTAL	4,064	2,451	3,232	378	227	247	146	82	125	261	164	195
GRAND TOTAL	17,228	5,066	6,668	1,470	410	522	520	98	255	1,097	248	330
* Index Total	8,645	1,788	2,238	537	77	96	214	16	68	473	52	57
Traffic Crime	1,230	544	1,230	94	47	94	29	18	29	37	17	37
Fish and Game Laws	11	9	11							1		1
Marine Violations	2	2	2									

Population 1999	Clackamas County - O.L.C.C.			Clackamas County - O.S.P.			Clackamas County Totals 326,850		
	Offenses	Arrests	Cleared	Offenses	Arrests	Cleared*	Offenses	Arrests	Cleared
CRIME AGAINST PERSON									
Willful Murder*							4	8	1
Neg. Homicide							1	0	1
Forcible Rape*				1			120	15	25
Other Sex Crimes				12	2		454	77	142
Kidnapping				3	2		52	3	37
Robbery*							185	85	119
Aggravated Assault*				4	2		246	114	137
Simple Assault				29	21		2,084	1,157	1,423
1999 TOTAL	0	0	0	49	27		3,146	1,459	1,885
1998 TOTAL	0	0	0	66	29		3,633	1,702	2,420
CRIME AGAINST PROPERTY									
Burglary*				3	1		2,304	203	235
Larceny*				28	3		11,082	1,984	2,781
Motor Vehicle Theft*				28	8		1,167	199	131
Arson*				9	4		88	17	23
Forgery/Counterfeit				7	5		1,479	195	534
Fraud				4			1,065	63	224
Embezzlement							11	1	4
Stolen Property							78	20	49
Vandalism				21	5		3,722	218	365
1999 TOTAL	0	0	0	100	26		20,996	2,900	4,346
1998 TOTAL	0	0	0	99	28		21,237	3,291	4,669
BEHAVIORAL CRIMES									
Weapon Laws				10	8		189	110	144
Prostitution							4	4	3
Drug Laws				100	70		1,059	721	580
Gambling							0	0	0
Crimes Against Family				9	9		108	26	65
D.U.I.				284	284		2,358	2,056	2,074
Liquor Laws	101	39	101	22	20		992	770	978
Disorderly Conduct	3		3	2	2		249	109	193
All Other	3	2	3	32	18		2,783	864	1,974
Curfew				5	5		313	151	308
Runaway Juveniles					1		789	212	49
1999 TOTAL	107	41	107	464	417		8,844	5,023	6,368
1998 TOTAL	27	9	27	470	422		8,949	5,569	6,723
GRAND TOTAL	107	41	107	613	470		32,986	9,382	12,599
* Index Total	0	0	0	73	18		15,196	2,625	3,452
Traffic Crime				180	180		2,046	1,078	1,866
Fish and Game Laws				414	414		429	425	15
Marine Violations				16	16		18	18	2

*Not available

Population 1999	Clatsop County Sheriff 11,755			Astoria PD 9,990			Cannon Beach PD 1,425		
	Offenses	Arrests	Cleared	Offenses	Arrests	Cleared	Offenses	Arrests	Cleared
CRIME AGAINST PERSON									
Willful Murder*				1	1	1			
Neg. Homicide									
Forcible Rape*	2			2		1			
Other Sex Crimes	19	3	4	13	3	4			
Kidnapping	1		1						
Robbery*				5	2	2			
Aggravated Assault*	10	7	8	25	17	15			
Simple Assault	44	21	18	125	49	39	7	5	4
1999 TOTAL	76	31	31	171	72	62	7	5	4
1998 TOTAL	105	71	77	108	63	51	7	8	7
CRIME AGAINST PROPERTY									
Burglary*	50	2	6	166	21	15	8	1	
Larceny*	124	28	17	238	28	22	30	4	5
Motor Vehicle Theft*	22	11	4	45	12	8			
Arson*	3		1	1			2	1	1
Forgery/Counterfeit	14	1	1	38	5	5	1		
Fraud	6			51	6	10	16	8	12
Embezzlement									
Stolen Property				4					
Vandalism	91	24	9	259	11	12	50	6	13
1999 TOTAL	310	66	38	802	83	72	107	20	31
1998 TOTAL	361	51	50	949	114	52	176	19	29
BEHAVIORAL CRIMES									
Weapon Laws	10	4	8	2	3	1			
Prostitution									
Drug Laws	40	27	33	32	30	24	9	8	7
Gambling									
Crimes Against Family	3	1		13	1		1	1	1
D.U.I.I	48	48	48	99	96	99	9	9	9
Liquor Laws	81	181	78	138	162	127	36	79	32
Disorderly Conduct	18	17	18	685	17	16			
All Other	140	83	66	453	102	80	10	11	5
Curfew				28	19	28	5	1	5
Runaway Juveniles	36	5	24	54	15	17	3	1	3
1999 TOTAL	376	366	275	1,504	445	392	73	110	62
1998 TOTAL	378	347	294	1,570	508	317	59	68	56
GRAND TOTAL	762	463	344	2,477	600	526	187	135	97
* Index Total	211	48	36	483	81	64	40	6	6
Traffic Crime	33	21	33	3	1	3	9	8	9
Fish and Game Laws	17	15	17						
Marine Violations	72	72	72						

Population 1999	Clatsop County - O.L.C.C.			Clatsop County - O.S.P.			Clatsop County Totals 34,750		
	Offenses	Arrests	Cleared	Offenses	Arrests	Cleared*	Offenses	Arrests	Cleared
CRIME AGAINST PERSON									
Willful Murder*							1	1	1
Neg. Homicide							0	0	0
Forcible Rape*				1			11	0	1
Other Sex Crimes				3	1		43	9	10
Kidnapping				1			3	0	1
Robbery*							10	6	5
Aggravated Assault*				5			64	44	39
Simple Assault				9	3		324	179	168
1999 TOTAL	0	0	0	19	4		456	239	225
1998 TOTAL	0	0	0	16	5		422	281	256
CRIME AGAINST PROPERTY									
Burglary*				1			364	36	35
Larceny*				4	1		944	166	155
Motor Vehicle Theft*				2			102	37	17
Arson*				6			21	4	4
Forgery/Counterfeit							103	14	20
Fraud							128	35	47
Embezzlement							1	0	0
Stolen Property				1			6	2	1
Vandalism				1			642	63	57
1999 TOTAL	0	0	0	15	1		2,311	357	336
1998 TOTAL	0	0	0	22	5		2,707	465	379
BEHAVIORAL CRIMES									
Weapon Laws				5			26	15	17
Prostitution							0	0	0
Drug Laws				36	8		183	125	116
Gambling							0	0	0
Crimes Against Family				1	1		26	8	4
D.U.I.I				210	210		450	440	239
Liquor Laws	85	72	85	124	30		596	760	442
Disorderly Conduct				14	4		798	108	93
All Other	1		1	46	7		885	384	309
Curfew							67	44	67
Runaway Juveniles							134	43	82
1999 TOTAL	86	72	86	436	260		3,165	1,927	1,369
1998 TOTAL	16	10	16	254	223		3,130	1,985	1,414
GRAND TOTAL	86	72	86	470	265		5,932	2,523	1,930
* Index Total	0	0	0	19	1		1,517	294	257
Traffic Crime				48	48		224	180	176
Fish and Game Laws				278	278		295	293	17
Marine Violations				7	7		79	79	72

*Not available

Population 1999	Columbia County Sheriff 20,615			Clatskanie PD 1,870			Columbia City PD 1,665		
	Offenses	Arrests	Cleared	Offenses	Arrests	Cleared	Offenses	Arrests	Cleared
CRIME AGAINST PERSON									
Willful Murder*									
Neg. Homicide									
Forcible Rape*	2								
Other Sex Crimes	35	2	7	2	2	1			
Kidnapping	3		1						
Robbery*									
Aggravated Assault*	2	1	1						
Simple Assault	169	98	116	15	14	15	2	2	1
1999 TOTAL	211	101	125	17	16	16	2	2	1
1998 TOTAL	172	76	96	13	14	13	3	2	2
CRIME AGAINST PROPERTY									
Burglary*	99	11	17	4	3	2	3		
Larceny*	207	2	21	44	25	17	11		2
Motor Vehicle Theft*	32	2	15	2		1			
Arson*	4		1						
Forgery/Counterfeit	18	1	3	1					
Fraud	11	1	1	1					
Embezzlement									
Stolen Property		1							
Vandalism	54		17	25	8	7	1		
1999 TOTAL	425	18	75	77	36	27	15	0	2
1998 TOTAL	485	35	136	66	35	37	37	3	4
BEHAVIORAL CRIMES									
Weapon Laws	5	2	2	5	3	5			
Prostitution									
Drug Laws	6	4	3	28	20	28			
Gambling									
Crimes Against Family	20		5				2		1
D.U.I.I	78	74	78	47	47	47	5	4	5
Liquor Laws	34	93	24	17	28	16		2	
Disorderly Conduct	311	54	131	21	13	15			
All Other	106	65	53	125	82	125	4	1	
Curfew							4	4	4
Runaway Juveniles	32	4	23	2	2	2		1	
1999 TOTAL	592	296	319	245	195	238	15	12	10
1998 TOTAL	625	274	331	118	140	115	25	11	6
GRAND TOTAL	1,228	415	519	339	247	281	32	14	13
* Index Total	346	16	55	50	28	20	14	0	2
Traffic Crime	16	7	16	15	11	15	3	2	3
Fish and Game Laws	5	4	5						
Marine Violations	234	194	234						

	Vernonia PD 2,420			Columbia County - O.L.C.C.			Columbia County - O.S.P.			Columbia County Totals 42,650		
	Offenses	Arrests	Cleared	Offenses	Arrests	Cleared	Offenses	Arrests	Cleared*	Offenses	Arrests	Cleared
Population 1999												
CRIME AGAINST PERSON												
Willful Murder*		2								1	3	1
Neg. Homicide										0	0	0
Forcible Rape*	1	1	1				1			7	2	3
Other Sex Crimes	1						6			71	12	15
Kidnapping	1									6	0	3
Robbery*	1									5	2	3
Aggravated Assault*	3	1	3				1			10	3	6
Simple Assault	19	19	18				8	4		318	228	222
1999 TOTAL	26	23	22	0	0	0	16	4		418	250	253
1998 TOTAL	33	30	23	0	0	0	41	15		403	248	239
CRIME AGAINST PROPERTY												
Burglary*	18	2	1							191	29	30
Larceny*	56	9	10				1			638	132	128
Motor Vehicle Theft*	4	1	1				2			60	12	22
Arson*							1	1		8	3	3
Forgery/Counterfeit	1						3	1		118	15	13
Fraud	4									58	27	27
Embezzlement										0	0	0
Stolen Property	1						1			2	1	0
Vandalism	63	15	12				3			272	50	51
1999 TOTAL	147	27	24	0	0	0	11	2		1,347	269	274
1998 TOTAL	151	54	37	0	0	0	17	3		1,705	398	500
BEHAVIORAL CRIMES												
Weapon Laws							7	5		26	18	13
Prostitution										0	0	0
Drug Laws	10	6	6				34	25		169	135	102
Gambling										0	0	0
Crimes Against Family	1	1					1	1		29	5	7
D.U.I.I	25	21	25				56	56		423	405	367
Liquor Laws	32	28	26	39	21	39	11	11		301	364	241
Disorderly Conduct	10	8	9				1	1		465	166	228
All Other	75	57	55				23	16		1,234	512	815
Curfew	4	4	4				3	2		52	34	49
Runaway Juveniles	13	9	9							100	38	55
1999 TOTAL	170	134	134	39	21	39	136	117		2,799	1,677	1,877
1998 TOTAL	113	108	96	2	0	2	138	109		2,435	1,581	1,664
GRAND TOTAL	343	184	180	39	21	39	163	123		4,564	2,196	2,404
* Index Total	83	16	16	0	0	0	6	1		920	186	196
Traffic Crime	4	1	4				28	28		380	286	352
Fish and Game Laws							269	269		274	273	5
Marine Violations							6	6		240	200	234

*Not available

Population 1999	Coquille PD 4,300			Myrtle Point PD 2,695			North Bend PD 9,995		
	Offenses	Arrests	Cleared	Offenses	Arrests	Cleared	Offenses	Arrests	Cleared*
CRIME AGAINST PERSON									
Willful Murder*									
Neg. Homicide									
Forcible Rape*									
Other Sex Crimes	10	3	4	4			19	4	2
Kidnapping	1								
Robbery*	1	1	1					2	
Aggravated Assault*					1		2	3	1
Simple Assault	40	27	28	21	17	11	80	69	15
1999 TOTAL	52	31	33	25	18	11	101	78	18
1998 TOTAL	70	41	47	38	32	30	164	94	104
CRIME AGAINST PROPERTY									
Burglary*	20	1	2	16	3	2	48	12	3
Larceny*	75	22	25	47	12	11	129	50	7
Motor Vehicle Theft*	10	6	6	3			10	1	1
Arson*							1	1	
Forgery/Counterfeit	7	1	1	2			13		
Fraud	7	1	2	2			22	1	2
Embezzlement									
Stolen Property							1	1	
Vandalism	45	6	12	17			204	12	4
1999 TOTAL	164	37	48	87	15	13	428	78	17
1998 TOTAL	193	43	39	97	19	16	793	124	170
BEHAVIORAL CRIMES									
Weapon Laws							6	6	1
Prostitution							1		
Drug Laws	24	17	20	5	6	5	8	38	
Gambling							1		
Crimes Against Family	4	3	2	2	2		19		1
D.U.I.I	47	43	47	24	24	24	89	83	89
Liquor Laws	31	46	26	28	34	27	9	101	2
Disorderly Conduct	6	4	5	4	4	4	399	9	20
All Other	84	26	26	49	20	17	442	87	34
Curfew	14	12	14				11	5	11
Runaway Juveniles	25	20	21	6	1		43	26	1
1999 TOTAL	235	171	161	118	91	77	1,028	355	159
1998 TOTAL	268	152	156	146	133	105	1,767	501	1,135
GRAND TOTAL	451	239	242	230	124	101	1,557	511	194
* Index Total	106	30	34	66	16	13	190	69	12
Traffic Crime	18	14	18	7	7	7	45	23	45
Fish and Game Laws									
Marine Violations									

*No clearances reported for last nine months

Population 1999	Coos County - O.L.C.C.			Coos County - O.S.P.			Coos County Totals 61,350		
	Offenses	Arrests	Cleared	Offenses	Arrests	Cleared*	Offenses	Arrests	Cleared
CRIME AGAINST PERSON									
Willful Murder*							0	1	0
Neg. Homicide							0	0	0
Forcible Rape*				1			8	2	2
Other Sex Crimes				12			126	24	20
Kidnapping							7	3	2
Robbery*							10	7	5
Aggravated Assault*				5			49	36	30
Simple Assault				12	1		603	387	317
1999 TOTAL	0	0	0	30	1		803	460	376
1998 TOTAL	0	0	0	45	21		997	563	511
CRIME AGAINST PROPERTY									
Burglary*							456	69	51
Larceny*				15	1		1,533	359	297
Motor Vehicle Theft*				2			110	37	42
Arson*				1			16	3	2
Forgery/Counterfeit							125	36	40
Fraud				1	1		127	12	27
Embezzlement							0	0	0
Stolen Property				1			2	1	0
Vandalism				9			929	79	81
1999 TOTAL	0	0	0	29	2		3,298	596	540
1998 TOTAL	0	0	0	39	10		4,123	763	752
BEHAVIORAL CRIMES									
Weapon Laws				12	4		39	24	8
Prostitution							1	0	0
Drug Laws				83	24		218	232	102
Gambling							1	0	0
Crimes Against Family				16	7		98	17	15
D.U.I.I				237	237		814	762	577
Liquor Laws	17	10	17	27	5		295	601	238
Disorderly Conduct	1		1	6	2		1,085	107	153
All Other				40	5		2,237	415	358
Curfew							37	22	37
Runaway Juveniles				2			320	106	90
1999 TOTAL	18	10	18	423	284		5,145	2,286	1,578
1998 TOTAL	45	3	45	362	290		5,860	2,297	2,526
GRAND TOTAL	18	10	18	482	287		9,246	3,342	2,494
* Index Total	0	0	0	24	1		2,182	514	429
Traffic Crime				64	64		244	169	180
Fish and Game Laws				47	47		48	48	1
Marine Violations				4	4		4	4	0

*Not available

Population 1999	Crook County Sheriff 9,545			Prineville PD 7,255			Crook County - O.L.C.C.		
	Offenses	Arrests	Cleared	Offenses	Arrests	Cleared	Offenses	Arrests	Cleared
CRIME AGAINST PERSON									
Willful Murder*									
Neg. Homicide									
Forcible Rape*	1	1	1						
Other Sex Crimes	12	7	7	19	7	9			
Kidnapping				1					
Robbery*									
Aggravated Assault*	2	2	2	7	3	2			
Simple Assault	53	32	40	64	42	34			
1999 TOTAL	68	42	50	91	52	45	0	0	0
1998 TOTAL	82	43	44	143	111	84	0	0	0
CRIME AGAINST PROPERTY									
Burglary*	61	3	4	41	8	7			
Larceny*	107	7	8	240	42	32			
Motor Vehicle Theft*	11	2	2	16	1	2			
Arson*	3	1	1	3	3	2			
Forgery/Counterfeit				10	1	1			
Fraud	11		1	23	2	1			
Embezzlement				1		1			
Stolen Property				1					
Vandalism	90	11	8	159	21	16			
1999 TOTAL	283	24	24	494	78	62	0	0	0
1998 TOTAL	373	27	37	557	147	109	0	0	0
BEHAVIORAL CRIMES									
Weapon Laws	12	9	8	11	4	7			
Prostitution									
Drug Laws	20	18	13	65	36	32			
Gambling									
Crimes Against Family	2			1					
D.U.I.I	48	46	48	127	109	127			
Liquor Laws	55	131	47	96	126	84	7	6	7
Disorderly Conduct	47	12	17	63	50	36			
All Other	151	44	70	443	148	145	1	1	1
Curfew	2	2	2	63	44	63			
Runaway Juveniles	14	4	10	49	23	32			
1999 TOTAL	351	266	215	918	540	526	8	7	8
1998 TOTAL	426	240	264	1,006	689	610	5	4	5
GRAND TOTAL	702	332	289	1,503	670	633	8	7	8
* Index Total	185	16	18	307	57	45	0	0	0
Traffic Crime	20	12	20	53	38	53			
Fish and Game Laws	1		1	2	1	2			
Marine Violations	30	29	30						

Population 1999	Crook County - O.S.P.			Crook County Totals 16,800		
	Offenses	Arrests	Cleared*	Offenses	Arrests	Cleared
CRIME AGAINST PERSON						
Willful Murder*				0	0	0
Neg. Homicide				0	0	0
Forcible Rape*				1	1	1
Other Sex Crimes	4			35	14	16
Kidnapping				1	0	0
Robbery*				0	0	0
Aggravated Assault*		1		9	6	4
Simple Assault	6	1		123	75	74
1999 TOTAL	10	2		169	96	95
1998 TOTAL	15	4		240	158	128
CRIME AGAINST PROPERTY						
Burglary*				102	11	11
Larceny*	3			350	49	40
Motor Vehicle Theft*	2			29	3	4
Arson*				6	4	3
Forgery/Counterfeit				10	1	1
Fraud				34	2	2
Embezzlement				1	0	1
Stolen Property				1	0	0
Vandalism				249	32	24
1999 TOTAL	5	0		782	102	86
1998 TOTAL	3	3		933	177	146
BEHAVIORAL CRIMES						
Weapon Laws				23	13	15
Prostitution				0	0	0
Drug Laws				85	54	45
Gambling				0	0	0
Crimes Against Family	1	1		4	1	0
D.U.I.I	33	33		208	188	175
Liquor Laws	1			159	263	138
Disorderly Conduct				110	62	53
All Other	6	2		601	195	216
Curfew	1			66	46	65
Runaway Juveniles				63	27	42
1999 TOTAL	42	36		1,319	849	749
1998 TOTAL	33	32		1,470	965	879
GRAND TOTAL	57	38		2,270	1,047	930
* Index Total	5	1		497	74	63
Traffic Crime	23	23		96	73	73
Fish and Game Laws	25	25		28	26	3
Marine Violations				30	29	30

*Not available

Population 1999	Curry County - O.L.C.C.			Curry County - O.S.P.			Curry County Totals 22,050		
	Offenses	Arrests	Cleared	Offenses	Arrests	Cleared*	Offenses	Arrests	Cleared
CRIME AGAINST PERSON									
Willful Murder*							0	1	0
Neg. Homicide							0	0	0
Forcible Rape*							4	2	2
Other Sex Crimes				2			23	12	11
Kidnapping							0	0	0
Robbery*							6	1	2
Aggravated Assault*				2	2		16	13	11
Simple Assault				6	5		162	135	86
1999 TOTAL	0	0	0	10	7		211	164	112
1998 TOTAL	0	0	0	20	14		282	192	164
CRIME AGAINST PROPERTY									
Burglary*				1	1		102	24	20
Larceny*				4	3		310	93	82
Motor Vehicle Theft*				1	2		18	15	10
Arson*				2	2		14	6	5
Forgery/Counterfeit				2	2		30	10	4
Fraud							32	5	5
Embezzlement							0	0	0
Stolen Property							0	0	0
Vandalism				2	3		195	29	29
1999 TOTAL	0	0	0	12	13		701	182	155
1998 TOTAL	0	0	0	22	16		836	226	181
BEHAVIORAL CRIMES									
Weapon Laws				9	9		20	22	9
Prostitution							0	0	0
Drug Laws				29	31		64	122	28
Gambling							0	0	0
Crimes Against Family				5	4		21	11	5
D.U.I.I				71	71		219	208	148
Liquor Laws	10	8	10	8	8		64	189	51
Disorderly Conduct							26	22	12
All Other				16	17		179	116	57
Curfew							5	4	5
Runaway Juveniles					1		18	8	12
1999 TOTAL	10	8	10	138	141		616	702	327
1998 TOTAL	0	0	0	208	184		764	695	353
GRAND TOTAL	10	8	10	160	161		1,528	1,048	594
* Index Total	0	0	0	10	10		470	155	132
Traffic Crime				37	37		107	79	70
Fish and Game Laws				47	47		47	47	0
Marine Violations				1	1		1	1	0

*Not available

Population 1999	Deschutes County - O.L.C.C.			Deschutes County - O.S.P.			Deschutes County Totals 106,700		
	Offenses	Arrests	Cleared	Offenses	Arrests	Cleared*	Offenses	Arrests	Cleared
CRIME AGAINST PERSON									
Willful Murder*							3	2	2
Neg. Homicide							1	1	1
Forcible Rape*				3	1		36	14	15
Other Sex Crimes				12	2		175	80	88
Kidnapping							12	3	5
Robbery*				1			42	40	31
Aggravated Assault*				2	3		149	119	120
Simple Assault				10	4		1,054	805	799
1999 TOTAL	0	0	0	28	10		1,472	1,064	1,061
1998 TOTAL	0	0	0	53	11		1,382	909	947
CRIME AGAINST PROPERTY									
Burglary*				3			728	174	138
Larceny*				6	3		4,033	1,008	1,100
Motor Vehicle Theft*				1	1		254	74	79
Arson*				1			31	8	7
Forgery/Counterfeit							178	40	55
Fraud							474	83	223
Embezzlement							3	3	1
Stolen Property							20	26	14
Vandalism				3	2		1,611	242	275
1999 TOTAL	0	0	0	14	6		7,332	1,658	1,892
1998 TOTAL	0	0	0	32	9		7,290	1,797	1,930
BEHAVIORAL CRIMES									
Weapon Laws				2			143	80	104
Prostitution							2	1	2
Drug Laws				14	8		750	631	614
Gambling							0	0	0
Crimes Against Family				10	9		99	41	60
D.U.I.I				172	172		1,221	1,130	1,049
Liquor Laws	92	61	92	1	1		681	840	574
Disorderly Conduct	1		1	1	1		865	479	503
All Other	18	14	18	18	8		1,787	1,123	1,157
Curfew							111	60	110
Runaway Juveniles							127	92	90
1999 TOTAL	111	75	111	218	199		5,786	4,477	4,263
1998 TOTAL	40	20	40	258	246		4,823	3,925	3,548
GRAND TOTAL	111	75	111	260	215		14,590	7,199	7,216
* Index Total	0	0	0	17	8		5,276	1,439	1,492
Traffic Crime				138	138		713	502	575
Fish and Game Laws				142	142		144	142	2
Marine Violations				19	19		20	20	1

*Not available

Population 1999	Douglas County Sheriff 59,375			Myrtle Creek PD 3,670			Oakland PD** 875			Reedsport PD 4,855		
	Offenses	Arrests	Cleared*	Offenses	Arrests	Cleared	Offenses	Arrests	Cleared	Offenses	Arrests	Cleared
CRIME AGAINST PERSON												
Willful Murder*	2	1										
Neg. Homicide		1										
Forcible Rape*	10	6		1		1				1		
Other Sex Crimes	109	63		9	7	7	2			1	1	1
Kidnapping	6	13		1		1						
Robbery*	10	6								1		
Aggravated Assault*	33	32		2	3	2	3	2	2	6	8	6
Simple Assault	323	297		43	33	39	10	7	4	20	17	15
1999 TOTAL	493	419		56	43	50	15	9	7	28	27	22
1998 TOTAL	535	416		75	61	67	4	3	2	47	40	38
CRIME AGAINST PROPERTY												
Burglary*	300	151		19	7	5	6			45	11	3
Larceny*	715	224		82	34	34	14	4	3	128	21	17
Motor Vehicle Theft*	75	55		11	6	6	2			6	1	1
Arson*	4	10		2	5	2	2		1			
Forgery/Counterfeit	44	49		7	3	3	2			9	2	2
Fraud	152	95		156	44	163	3			6		
Embezzlement	2	2										
Stolen Property	16	24		1	2	1				1	1	1
Vandalism	485	164		100	20	25	19	4	2	100	15	14
1999 TOTAL	1,793	774		378	121	239	48	8	6	295	51	38
1998 TOTAL	2,057	763		422	140	236	13	3	4	313	53	51
BEHAVIORAL CRIMES												
Weapon Laws	52	48		1	1	1	1				1	
Prostitution				1	1	2						
Drug Laws	403	419		5	7	4	3	1	1	11	16	12
Gambling												
Crimes Against Family	22	22			3		1					
D.U.I.I	456	456		22	22	22	2	2	2	25	22	25
Liquor Laws	380	711		21	42	21	9	6	5	27	46	26
Disorderly Conduct	112	146		16	17	16	5		1	32	16	15
All Other	568	505		55	25	42	13	5	2	76	72	58
Curfew	42	75		28	27	28				5	1	5
Runaway Juveniles	258	37		4	1	3				9	6	7
1999 TOTAL	2,293	2,419		153	146	139	34	14	11	185	180	148
1998 TOTAL	2,487	2,124		174	139	154	6	12	6	205	170	151
GRAND TOTAL	4,579	3,612		587	310	428	97	31	24	508	258	208
* Index Total	1,149	485		117	55	50	27	6	7	186	42	27
Traffic Crime	256	216		12	11	12	6	6	6	9	2	9
Fish and Game Laws	3	3										
Marine Violations	10	11										

*Not available

**Seven months reported for 1998

Population 1999	Roseburg PD 20,490			Sutherlin PD 6,930			Winston PD 4,655		
	Offenses	Arrests	Cleared*	Offenses	Arrests	Cleared	Offenses	Arrests	Cleared
CRIME AGAINST PERSON									
Willful Murder*									
Neg. Homicide									
Forcible Rape*	7	1		1					
Other Sex Crimes	48	16		9	4	8	14	2	13
Kidnapping	2	1		1	1	1	1		
Robbery*	19	9		2	2	2		2	
Aggravated Assault*	28	28		6	6	6			
Simple Assault	228	186		60	39	52	14	47	5
1999 TOTAL	332	241		79	52	69	29	51	18
1998 TOTAL	353	225		94	84	80	23	53	12
CRIME AGAINST PROPERTY									
Burglary*	158	36		20	10	14	29	11	2
Larceny*	1,078	413		164	69	71	121	57	11
Motor Vehicle Theft*	68	15		13	3	5	9	1	2
Arson*	12	5		2	2	2	3		
Forgery/Counterfeit	71	28		26	10	10	3	3	
Fraud	133	37		10	2	6	13	2	5
Embezzlement									
Stolen Property	15	8			1				
Vandalism	476	92		61	14	22	100	18	7
1999 TOTAL	2,011	634		296	111	130	278	92	27
1998 TOTAL	2,335	728		397	107	121	254	82	30
BEHAVIORAL CRIMES									
Weapon Laws	27	25		10	9	9		3	
Prostitution									
Drug Laws	250	253		43	45	40	1	23	
Gambling									
Crimes Against Family	14	7		5	6	5	2	3	1
D.U.I.I	214	213		83	74	83	56	47	56
Liquor Laws	295	397		61	115	60		104	
Disorderly Conduct	74	84		42	40	40		32	
All Other	850	781		60	63	56	44	67	26
Curfew	43	63		47	32	47	31	21	31
Runaway Juveniles	60	5		19	12	19	33		16
1999 TOTAL	1,827	1,828		370	396	359	167	300	130
1998 TOTAL	2,021	1,966		296	286	273	215	404	190
GRAND TOTAL	4,170	2,703		745	559	558	474	443	175
* Index Total	1,370	507		208	92	100	162	71	15
Traffic Crime	119	118		49	32	49	34	19	34
Fish and Game Laws									
Marine Violations									

*Not available

Population 1999	Douglas County - O.L.C.C.			Douglas County - O.S.P.			Douglas County Totals 100,850		
	Offenses	Arrests	Cleared	Offenses	Arrests	Cleared*	Offenses	Arrests	Cleared
CRIME AGAINST PERSON									
Willful Murder*							2	1	0
Neg. Homicide							0	1	0
Forcible Rape*							19	8	2
Other Sex Crimes				14	1		206	94	29
Kidnapping							11	15	2
Robbery*							32	19	2
Aggravated Assault*				5	2		83	81	16
Simple Assault				17	2		715	628	115
1999 TOTAL	0	0	0	36	5		1,068	847	166
1998 TOTAL	0	0	0	67	5		1,198	887	199
CRIME AGAINST PROPERTY									
Burglary*				3			580	226	24
Larceny*				9	4		2,311	826	136
Motor Vehicle Theft*				11	1		195	82	14
Arson*				8	2		33	24	5
Forgery/Counterfeit				1			163	95	15
Fraud				2	1		475	181	174
Embezzlement							2	2	0
Stolen Property							33	36	2
Vandalism				7			1,348	327	70
1999 TOTAL	0	0	0	41	8		5,140	1,799	440
1998 TOTAL	0	0	0	79	4		5,870	1,880	442
BEHAVIORAL CRIMES									
Weapon Laws				11	2		102	89	10
Prostitution							1	1	2
Drug Laws				97	27		813	791	57
Gambling							0	0	0
Crimes Against Family				13	8		57	49	6
D.U.I.I				261	261		1,119	1,097	188
Liquor Laws	44	5	44	27	8		864	1,434	156
Disorderly Conduct	3		3	5	2		289	337	75
All Other	2	1	2	45	13		1,713	1,532	186
Curfew				1	1		197	220	111
Runaway Juveniles							383	61	45
1999 TOTAL	49	6	49	460	322		5,538	5,611	836
1998 TOTAL	19	6	19	378	263		5,801	5,370	793
GRAND TOTAL	49	6	49	537	335		11,746	8,257	1,442
* Index Total	0	0	0	36	9		3,255	1,267	199
Traffic Crime				96	96		581	500	110
Fish and Game Laws				115	115		118	118	0
Marine Violations							10	11	0

*Not available

Population 1999	Gilliam County - O.S.P.			Gilliam County Totals 2,100		
	Offenses	Arrests	Cleared*	Offenses	Arrests	Cleared
CRIME AGAINST PERSON						
Willful Murder*				0	0	0
Neg. Homicide				0	0	0
Forcible Rape*				1	0	1
Other Sex Crimes			1	3	3	3
Kidnapping				1	0	0
Robbery*				0	0	0
Aggravated Assault*	2	1		2	1	0
Simple Assault	5	5		11	7	1
1999 TOTAL	7	7		18	11	5
1998 TOTAL	3	2		18	9	6
CRIME AGAINST PROPERTY						
Burglary*	2			6	1	1
Larceny*	3			12	2	1
Motor Vehicle Theft*	2	1		3	2	0
Arson*		1		0	1	0
Forgery/Counterfeit				1	0	0
Fraud	1			2	0	0
Embezzlement				0	0	0
Stolen Property				0	0	0
Vandalism		1		16	6	6
1999 TOTAL	8	3		40	12	8
1998 TOTAL	3	1		70	8	8
BEHAVIORAL CRIMES						
Weapon Laws	1	2		5	5	2
Prostitution				0	0	0
Drug Laws	15	14		25	19	7
Gambling				0	0	0
Crimes Against Family				0	0	0
D.U.I.I	47	47		57	56	10
Liquor Laws	11	14		41	37	26
Disorderly Conduct	2	2		7	3	1
All Other	17	5		47	16	22
Curfew				0	0	0
Runaway Juveniles		1		1	1	0
1999 TOTAL	93	85		183	137	68
1998 TOTAL	39	35		139	118	76
GRAND TOTAL	108	95		241	160	81
* Index Total	9	3		24	7	3
Traffic Crime	20	20		28	28	8
Fish and Game Laws	77	77		77	77	0
Marine Violations	5	5		5	5	0

*Not available

Population 1999	Grant County Sheriff** 4,785			John Day PD** 2,010			Prairie City PD 1,205		
	Offenses	Arrests	Cleared	Offenses	Arrests	Cleared	Offenses	Arrests	Cleared
CRIME AGAINST PERSON									
Willful Murder*									
Neg. Homicide									
Forcible Rape*				1					
Other Sex Crimes				7	1		1		
Kidnapping									
Robbery*									
Aggravated Assault*			2						
Simple Assault	3	9	1	27	17	16	7	4	4
1999 TOTAL	3	11	1	35	18	16	8	4	4
1998 TOTAL	11	15	1	30	14	1	10	5	9
CRIME AGAINST PROPERTY									
Burglary*	2			20	3	4	5	1	1
Larceny*	2			44	14	13	8	2	3
Motor Vehicle Theft*	5		4	3	3	1	1	1	1
Arson*				1			1		1
Forgery/Counterfeit		1		5	1	3	1		
Fraud	4		1	28		1	2		
Embezzlement									
Stolen Property	1								
Vandalism	1			29	2	3	7		
1999 TOTAL	15	1	5	130	23	25	25	4	6
1998 TOTAL	59	15	4	95	19	7	14	4	6
BEHAVIORAL CRIMES									
Weapon Laws				1					
Prostitution									
Drug Laws	11	5	8	254	4	252	1		1
Gambling									
Crimes Against Family	1	4		3			1	1	1
D.U.I.I	20	20	20	15	15	15	2	2	2
Liquor Laws	4	3	4	27	24	21	1		1
Disorderly Conduct		1		15	5	10	2	1	1
All Other	13	2	2	32	9	8	31	16	27
Curfew				1	1	1			
Runaway Juveniles	2			4	1	2	1		1
1999 TOTAL	51	35	34	352	59	309	39	20	34
1998 TOTAL	40	19	21	104	60	36	24	12	20
GRAND TOTAL	69	47	40	517	100	350	72	28	44
* Index Total	9	2	4	69	20	18	15	4	6
Traffic Crime	1	1	1	12	9	12	1	1	1
Fish and Game Laws									
Marine Violations									

**Ten months reported for 1999

**Drug Laws increase due to one case

Population 1999	Grant County - O.L.C.C.			Grant County - O.S.P.			Grant County Totals 8,000		
	Offenses	Arrests	Cleared	Offenses	Arrests	Cleared*	Offenses	Arrests	Cleared
CRIME AGAINST PERSON									
Willful Murder*							0	0	0
Neg. Homicide							0	0	0
Forcible Rape*							1	0	0
Other Sex Crimes				3	1		11	2	0
Kidnapping							0	0	0
Robbery*							0	0	0
Aggravated Assault*				1	1		1	3	0
Simple Assault				8	5		45	35	21
1999 TOTAL	0	0	0	12	7		58	40	21
1998 TOTAL	0	0	0	15	7		66	41	11
CRIME AGAINST PROPERTY									
Burglary*				1			28	4	5
Larceny*				2			56	16	16
Motor Vehicle Theft*							9	4	6
Arson*							2	0	1
Forgery/Counterfeit							6	2	3
Fraud				1			35	0	2
Embezzlement							0	0	0
Stolen Property							1	0	0
Vandalism				2	1		39	3	3
1999 TOTAL	0	0	0	6	1		176	29	36
1998 TOTAL	0	0	0	7	4		175	42	17
BEHAVIORAL CRIMES									
Weapon Laws				3	3		4	3	0
Prostitution							0	0	0
Drug Laws				14	13		280	22	261
Gambling							0	0	0
Crimes Against Family				1			6	5	1
D.U.I.I				38	38		75	75	37
Liquor Laws				11	13		43	40	26
Disorderly Conduct				1	1		18	8	11
All Other				13	4		89	31	37
Curfew							1	1	1
Runaway Juveniles							7	1	3
1999 TOTAL	0	0	0	81	72		523	186	377
1998 TOTAL	0	0	0	76	74		244	165	77
GRAND TOTAL	0	0	0	99	80		757	255	434
* Index Total	0	0	0	4	1		97	27	28
Traffic Crime				5	5		19	16	14
Fish and Game Laws				62	62		62	62	0
Marine Violations							0	0	0

*Not available

Population 1999	Harney County Sheriff**			Burns PD			Hines PD**		
	3,120			2,945			1,535		
	Offenses	Arrests	Cleared	Offenses	Arrests	Cleared	Offenses	Arrests	Cleared
CRIME AGAINST PERSON									
Willful Murder*									
Neg. Homicide									
Forcible Rape*				1					
Other Sex Crimes	1			9	1	1	3		
Kidnapping									
Robbery*				2		1			
Aggravated Assault*	1						3	3	1
Simple Assault	4	4	1	30	19	12	8	3	2
1999 TOTAL	6	4	1	42	20	14	14	6	3
1998 TOTAL	6	2	1	56	31	28	14	4	0
CRIME AGAINST PROPERTY									
Burglary*	6		1	25	1	1	7	7	1
Larceny*	23		1	106	3	19	18	2	7
Motor Vehicle Theft*	3			3	1	2	14	2	5
Arson*	1								
Forgery/Counterfeit	1			5			3		
Fraud	5		2	21		1	35		
Embezzlement									
Stolen Property	1							1	
Vandalism	31		6	78		9	8	2	
1999 TOTAL	71	0	10	238	5	32	85	14	13
1998 TOTAL	107	1	6	215	7	29	87	15	0
BEHAVIORAL CRIMES									
Weapon Laws			1						
Prostitution									
Drug Laws	1	8		2	1		1	1	1
Gambling									
Crimes Against Family	2						3		
D.U.I.	51	51	51	6	6	6	2	1	2
Liquor Laws	1	11		7	2	7	2	1	2
Disorderly Conduct	5	5	1	4	1	2	1		1
All Other	17	2	6	29	11	11	9	1	1
Curfew									
Runaway Juveniles				7		5			
1999 TOTAL	77	78	58	55	21	31	18	4	7
1998 TOTAL	29	30	14	70	33	47	109	7	3
GRAND TOTAL	154	82	69	335	46	77	117	24	23
* Index Total	34	0	2	137	5	23	42	14	14
Traffic Crime	26	18	26	2	2	2			
Fish and Game Laws									
Marine Violations									

**Eleven months reported for 1998

**Eleven months reported for 1998 & 1999

Population 1999	Harney County - O.L.C.C.			Harney County - O.S.P.			Harney County Totals 7,600		
	Offenses	Arrests	Cleared	Offenses	Arrests	Cleared*	Offenses	Arrests	Cleared
CRIME AGAINST PERSON									
Willful Murder*							0	0	0
Neg. Homicide							0	0	0
Forcible Rape*				1			2	0	0
Other Sex Crimes				1			14	1	1
Kidnapping							0	0	0
Robbery*							2	0	1
Aggravated Assault*				1	1		5	4	1
Simple Assault				2	1		44	27	15
1999 TOTAL	0	0	0	5	2		67	32	18
1998 TOTAL	0	0	0	20	11		96	48	29
CRIME AGAINST PROPERTY									
Burglary*							38	8	3
Larceny*				2	1		149	6	27
Motor Vehicle Theft*							20	3	7
Arson*							1	0	0
Forgery/Counterfeit							9	0	0
Fraud				2			63	0	3
Embezzlement							0	0	0
Stolen Property							1	1	0
Vandalism							117	2	15
1999 TOTAL	0	0	0	4	1		398	20	55
1998 TOTAL	0	0	0	9	6		418	29	35
BEHAVIORAL CRIMES									
Weapon Laws				1	1		1	2	0
Prostitution							0	0	0
Drug Laws				3	3		7	13	1
Gambling							0	0	0
Crimes Against Family				3	3		8	3	0
D.U.I.I				27	27		86	85	59
Liquor Laws				3	4		13	18	9
Disorderly Conduct							10	6	4
All Other				5	2		60	16	18
Curfew							0	0	0
Runaway Juveniles					1		7	1	5
1999 TOTAL	0	0	0	42	41		192	144	96
1998 TOTAL	0	0	0	42	32		250	102	64
GRAND TOTAL	0	0	0	51	44		657	196	169
* Index Total	0	0	0	4	2		217	21	39
Traffic Crime				11	11		39	31	28
Fish and Game Laws				19	19		19	19	0
Marine Violations				1	1		1	1	0

*Not available

Population 1999	Hood River County Sheriff 14,565			Hood River PD 5,135			Hood River County - O.L.C.C.		
	Offenses	Arrests	Cleared	Offenses	Arrests	Cleared	Offenses	Arrests	Cleared
CRIME AGAINST PERSON									
Willful Murder*									
Neg. Homicide									
Forcible Rape*	1	1	1	2		1			
Other Sex Crimes	13	2	4	6		2			
Kidnapping	2	1	1	1					
Robbery*				5	2	5			
Aggravated Assault*	7	11	5	3		3			
Simple Assault	69	53	52	63	54	52			
1999 TOTAL	92	68	63	80	56	63	0	0	0
1998 TOTAL	88	66	56	72	48	47	0	0	0
CRIME AGAINST PROPERTY									
Burglary*	54	11	8	26		1			
Larceny*	238	29	23	299	128	117			
Motor Vehicle Theft*	14	11	8	8	3	2			
Arson*	1			2		1			
Forgery/Counterfeit	16	3	6	29	9	13			
Fraud	35	14	14	42		6			
Embezzlement	3		1	3		2			
Stolen Property		1							
Vandalism	69	10	19	127	22	29			
1999 TOTAL	430	79	79	536	162	171	0	0	0
1998 TOTAL	581	101	74	494	150	147	0	0	0
BEHAVIORAL CRIMES									
Weapon Laws	6	5	5	8	3	5			
Prostitution									
Drug Laws	25	18	19	52	27	45			
Gambling									
Crimes Against Family	6	4	4	7	3	7			
D.U.I.	140	133	140	86	83	86			
Liquor Laws	56	145	52	42	46	32			
Disorderly Conduct	12	6	8	40	26	25			
All Other	65	60	38	99	57	62			
Curfew	6	6	6	14	10	14			
Runaway Juveniles	35	10	19	6		6			
1999 TOTAL	351	387	291	354	255	282	0	0	0
1998 TOTAL	361	332	285	392	304	298	0	0	0
GRAND TOTAL	873	534	433	970	473	516	0	0	0
* Index Total	315	63	45	345	133	130	0	0	0
Traffic Crime	91	50	91	48	34	48			
Fish and Game Laws									
Marine Violations	1	1	1						

Population 1999	Hood River County - O.S.P.			Hood River County Totals 19,700		
	Offenses	Arrests	Cleared*	Offenses	Arrests	Cleared
CRIME AGAINST PERSON						
Willful Murder*				0	0	0
Neg. Homicide				0	0	0
Forcible Rape*	1			4	1	2
Other Sex Crimes	5	1		24	3	6
Kidnapping				3	1	1
Robbery*				5	2	5
Aggravated Assault*	1	2		11	13	8
Simple Assault	4	2		136	109	104
1999 TOTAL	11	5		183	129	126
1998 TOTAL	24	3		184	117	103
CRIME AGAINST PROPERTY						
Burglary*	1			81	11	9
Larceny*	4			541	157	140
Motor Vehicle Theft*	1			23	14	10
Arson*	3	1		6	1	1
Forgery/Counterfeit	3	1		48	13	19
Fraud		1		77	15	20
Embezzlement				6	0	3
Stolen Property				0	1	0
Vandalism	3	1		199	33	48
1999 TOTAL	15	4		981	245	250
1998 TOTAL	11	1		1,086	252	221
BEHAVIORAL CRIMES						
Weapon Laws	8	7		22	15	10
Prostitution	1			1	0	0
Drug Laws	35	26		112	71	64
Gambling				0	0	0
Crimes Against Family	2	1		15	8	11
D.U.I.I	63	63		289	279	226
Liquor Laws	21	20		119	211	84
Disorderly Conduct				52	32	33
All Other	14	6		178	123	100
Curfew				20	16	20
Runaway Juveniles				41	10	25
1999 TOTAL	144	123		849	765	573
1998 TOTAL	72	63		825	699	583
GRAND TOTAL	170	132		2,013	1,139	949
* Index Total	11	3		671	199	175
Traffic Crime	33	33		172	117	139
Fish and Game Laws	142	142		142	142	0
Marine Violations	9	9		10	10	1

*Not available

Population 1999	Jackson County Sheriff 62,755			Ashland PD 19,490			Butte Falls PD** 440			Central Point PD 11,700		
	Offenses	Arrests	Cleared	Offenses	Arrests	Cleared	Offenses	Arrests	Cleared	Offenses	Arrests	Cleared
CRIME AGAINST PERSON												
Willful Murder*	1	2	1							1		
Neg. Homicide		1										
Forcible Rape*	16	7	11	4	1	1				2	1	2
Other Sex Crimes	95	26	67	21	6	9				41	15	14
Kidnapping	3		1	2	2	2				1	1	1
Robbery*	14	8	8	7		4				4	2	2
Aggravated Assault*	164	88	108	9	5	5	2	1	1	6	6	4
Simple Assault	498	268	367	95	69	80				90	54	58
1999 TOTAL	791	400	563	138	83	101	2	1	1	145	79	81
1998 TOTAL	881	420	612	126	73	82	0	0	0	121	66	80
CRIME AGAINST PROPERTY												
Burglary*	389	81	70	129	9	7	5	1		72	13	15
Larceny*	1,443	284	313	753	151	165	13	3	10	318	108	89
Motor Vehicle Theft*	144	29	30	26	11	4	1		1	6	2	1
Arson*	15	5	4	5	4	1				9	3	4
Forgery/Counterfeit	63	16	19	22	9	11				21	9	8
Fraud	134	25	48	161	16	21				18	3	4
Embezzlement	5	1	4	1								
Stolen Property	11	13	11	2	4	2						
Vandalism	868	81	183	549	43	63	7	2	6	174	27	41
1999 TOTAL	3,072	535	682	1,648	247	274	26	6	17	618	165	162
1998 TOTAL	3,251	608	720	1,383	250	282	0	0	0	744	182	176
BEHAVIORAL CRIMES												
Weapon Laws	43	22	38	7	6	5				16	10	13
Prostitution	1		1							48	26	46
Drug Laws	301	230	234									
Gambling												
Crimes Against Family	57	9	29	4	2	3	2		2	8	1	1
D.U.I.	170	152	170	211	209	211				90	85	90
Liquor Laws	43	34	30	213	285	204				44	51	40
Disorderly Conduct	290	50	82	180	75	95				38	24	27
All Other	1,365	198	335	802	440	406	17	3	15	331	135	125
Curfew	15	3	14	86	41	79				47	20	42
Runaway Juveniles	249			45	10	10	2			62	1	3
1999 TOTAL	2,534	698	933	1,548	1,068	1,013	21	3	17	684	353	387
1998 TOTAL	2,622	739	1,061	1,561	795	803	0	0	0	809	422	454
GRAND TOTAL	6,397	1,633	2,178	3,334	1,398	1,388	49	10	35	1,447	597	630
* Index Total	2,186	504	545	933	181	187	21	5	12	418	135	117
Traffic Crime	236	149	236	53	29	53	1	1	1	60	38	60
Fish and Game Laws	40	38	40									
Marine Violations	247	241	247									

**Began reporting July 1999

Population 1999	Rogue River PD** 1,940			Shady Cove PD 2,345			Talent PD 5,065		
	Offenses	Arrests	Cleared	Offenses	Arrests	Cleared	Offenses	Arrests	Cleared
CRIME AGAINST PERSON									
Willful Murder*									
Neg. Homicide							1		
Forcible Rape*							4	2	
Other Sex Crimes	2	2	2	3	1	1	1		
Kidnapping				1			2		1
Robbery*							5	2	2
Aggravated Assault*	1						44	17	24
Simple Assault	1	1	1	16	10	10	57	21	27
1999 TOTAL	4	3	3	20	11	11	49	32	31
1998 TOTAL	14	2	3	12	3	3			
CRIME AGAINST PROPERTY									
Burglary*	4			11	1	1	19	4	2
Larceny*	12	2	3	49	8	5	143	19	13
Motor Vehicle Theft*	1			1			3	3	1
Arson*									
Forgery/Counterfeit				3			1		
Fraud	11			13	2	3	27		1
Embezzlement									
Stolen Property									
Vandalism	6	2	1	33	2	3	19		
1999 TOTAL	34	4	4	110	13	12	212	26	17
1998 TOTAL	140	16	20	74	17	19	329	42	46
BEHAVIORAL CRIMES									
Weapon Laws				6	3	3	3		
Prostitution									
Drug Laws	3		2	25	9	22	8	4	6
Gambling									
Crimes Against Family				2			13	1	2
D.U.I.	6	6	6	81	79	81	30	30	30
Liquor Laws	1	1	1	12	7	12	15	9	5
Disorderly Conduct	2		1	31	1	8	35	3	6
All Other	8	1	4	78	21	36	147	21	27
Curfew				9	2	8	11		3
Runaway Juveniles	1			3			13		
1999 TOTAL	21	8	14	247	122	170	275	68	79
1998 TOTAL	93	29	38	133	79	91	345	96	109
GRAND TOTAL	59	15	21	377	146	193	544	115	123
* Index Total	18	2	3	61	9	6	173	28	19
Traffic Crime	3	2	3	60	53	60	24	22	24
Fish and Game Laws									
Marine Violations									

**Five months reported for 1999

Population 1999	Jackson County - O.L.C.C.			Jackson County - O.S.P.			Jackson County Totals 174,550		
	Offenses	Arrests	Cleared	Offenses	Arrests	Cleared*	Offenses	Arrests	Cleared
CRIME AGAINST PERSON									
Willful Murder*							3	2	1
Neg. Homicide							0	1	0
Forcible Rape*				2			46	21	29
Other Sex Crimes				33	7		355	134	191
Kidnapping							21	10	13
Robbery*							70	33	38
Aggravated Assault*				6	2		350	215	253
Simple Assault				15	1		1,298	814	955
1999 TOTAL	0	0	0	56	10		2,143	1,230	1,480
1998 TOTAL	0	0	0	79	22		2,310	1,272	1,534
CRIME AGAINST PROPERTY									
Burglary*				1	1		1,142	235	214
Larceny*				15	3		6,078	1,511	1,509
Motor Vehicle Theft*				12	11		421	121	107
Arson*				22	13		110	49	33
Forgery/Counterfeit				1	1		486	139	224
Fraud				4	1		931	160	303
Embezzlement				1			94	53	53
Stolen Property							32	66	29
Vandalism				8	2		3,260	340	561
1999 TOTAL	0	0	0	64	32		12,554	2,674	3,033
1998 TOTAL	0	0	0	116	29		13,845	3,222	3,461
BEHAVIORAL CRIMES									
Weapon Laws				15	8		209	136	161
Prostitution							5	6	5
Drug Laws				71	25		1,255	920	1,070
Gambling							1	0	0
Crimes Against Family				12	1		158	40	68
D.U.I.I				290	290		1,644	1,581	1,354
Liquor Laws	51	14	51	14	14		758	936	694
Disorderly Conduct	4		4	3	2		949	502	484
All Other	1	1	1	20	13		4,724	2,775	2,146
Curfew							387	195	360
Runaway Juveniles				3	2		562	13	50
1999 TOTAL	56	15	56	428	355		10,652	7,104	6,392
1998 TOTAL	20	12	20	320	274		11,278	7,501	6,739
GRAND TOTAL	56	15	56	548	397		25,349	11,008	10,905
* Index Total	0	0	0	58	30		8,220	2,187	2,184
Traffic Crime				164	164		911	604	747
Fish and Game Laws				110	110		152	150	42
Marine Violations							247	241	247

*Not available

Population 1999	Jefferson County Sheriff 12,570			Madras PD 5,080			Jefferson County - O.L.C.C.		
	Offenses	Arrests	Cleared	Offenses	Arrests	Cleared	Offenses	Arrests	Cleared
CRIME AGAINST PERSON									
Willful Murder*				1	1	1			
Neg. Homicide		1							
Forcible Rape*	1			1	1	1			
Other Sex Crimes	4	3	3	13	4	4			
Kidnapping	1			1	1	1			
Robbery*	1								
Aggravated Assault*	2	3	2	11	12	9			
Simple Assault	135	79	74	110	88	92			
1999 TOTAL	144	86	79	137	107	108	0	0	0
1998 TOTAL	170	98	80	194	151	125	0	0	0
CRIME AGAINST PROPERTY									
Burglary*	64	9	10	57	21	15			
Larceny*	152	33	20	290	177	154			
Motor Vehicle Theft*	18	4	2	20	8	6			
Arson*	4			7	8	6			
Forgery/Counterfeit	2			29	10	17			
Fraud	2	1		40	6	9			
Embezzlement				1	1	1			
Stolen Property	2	2	2		1				
Vandalism	73	2	10	133	33	30			
1999 TOTAL	317	51	44	577	265	238	0	0	0
1998 TOTAL	356	58	45	566	224	242	0	0	0
BEHAVIORAL CRIMES									
Weapon Laws	10	7	6	6	4	6			
Prostitution									
Drug Laws	44	51	37	59	35	56			
Gambling									
Crimes Against Family	3			9	2	3			
D.U.I.	87	82	87	180	161	180			
Liquor Laws	26	45	24	62	91	61	15	5	15
Disorderly Conduct	114	70	49	114	84	94	1		1
All Other	197	112	86	90	74	73			
Curfew	2	1	2	23	15	23			
Runaway Juveniles	31	13	17	39	24	31			
1999 TOTAL	514	381	308	582	490	527	16	5	16
1998 TOTAL	626	423	367	545	419	463	2	2	2
GRAND TOTAL	975	518	431	1,296	862	873	16	5	16
* Index Total	242	49	34	387	228	192	0	0	0
Traffic Crime	64	41	64	181	102	181			
Fish and Game Laws	3		3						
Marine Violations	6	6	6						

Population 1999	Jefferson County - O.S.P.			Jefferson County Totals 17,650		
	Offenses	Arrests	Cleared*	Offenses	Arrests	Cleared
CRIME AGAINST PERSON						
Willful Murder*				1	1	1
Neg. Homicide				0	1	0
Forcible Rape*	2			4	1	1
Other Sex Crimes	4	1		21	8	7
Kidnapping				2	1	1
Robbery*				1	0	0
Aggravated Assault*				13	15	11
Simple Assault	1			246	167	166
1999 TOTAL	7	1		288	194	187
1998 TOTAL	6	3		370	252	205
CRIME AGAINST PROPERTY						
Burglary*				121	30	25
Larceny*	3			445	210	174
Motor Vehicle Theft*	1	1		39	13	8
Arson*				11	8	6
Forgery/Counterfeit				31	10	17
Fraud				42	7	9
Embezzlement				1	1	1
Stolen Property				2	3	2
Vandalism	1			207	35	40
1999 TOTAL	5	1		899	317	282
1998 TOTAL	6	4		928	286	287
BEHAVIORAL CRIMES						
Weapon Laws	1			17	11	12
Prostitution				0	0	0
Drug Laws	7	4		110	90	93
Gambling				0	0	0
Crimes Against Family	2	2		14	4	3
D.U.I.I	62	62		329	305	267
Liquor Laws	4	3		107	144	100
Disorderly Conduct	2	1		231	155	144
All Other	9	2		296	188	159
Curfew				25	16	25
Runaway Juveniles				70	37	48
1999 TOTAL	87	74		1,199	950	851
1998 TOTAL	61	62		1,234	906	832
GRAND TOTAL	99	76		2,386	1,461	1,320
* Index Total	6	1		635	278	226
Traffic Crime	42	42		287	185	245
Fish and Game Laws	22	22		25	22	3
Marine Violations	10	10		16	16	6

*Not available

Population 1999	Josephine County - O.S.P.			Josephine County Totals 73,400		
	Offenses	Arrests	Cleared*	Offenses	Arrests	Cleared
CRIME AGAINST PERSON						
Willful Murder*				2	2	1
Neg. Homicide				0	0	0
Forcible Rape*	3			14	5	4
Other Sex Crimes	41			163	11	13
Kidnapping				2	1	1
Robbery*	1			52	26	22
Aggravated Assault*	5	2		114	55	56
Simple Assault	26	6		568	307	253
1999 TOTAL	76	8		915	407	350
1998 TOTAL	86	27		1,093	519	468
CRIME AGAINST PROPERTY						
Burglary*				617	60	35
Larceny*	10	1		2,182	449	410
Motor Vehicle Theft*	3	6		299	66	50
Arson*	11	5		18	7	0
Forgery/Counterfeit	1			182	30	23
Fraud				131	5	17
Embezzlement				0	0	0
Stolen Property				3	6	3
Vandalism	7	4		924	64	66
1999 TOTAL	32	16		4,356	687	604
1998 TOTAL	39	9		5,027	753	781
BEHAVIORAL CRIMES						
Weapon Laws	11	8		89	38	31
Prostitution				0	0	0
Drug Laws	39	39		549	345	276
Gambling				0	0	0
Crimes Against Family	7	4		45	9	5
D.U.I.I	196	196		600	567	404
Liquor Laws	6	5		235	346	191
Disorderly Conduct	2	2		255	75	76
All Other	20	13		956	457	406
Curfew				223	139	223
Runaway Juveniles	2	1		399	109	150
1999 TOTAL	283	268		3,351	2,085	1,762
1998 TOTAL	243	225		3,383	2,199	1,945
GRAND TOTAL	391	292		8,622	3,179	2,716
* Index Total	33	14		3,298	670	578
Traffic Crime	89	89		481	342	392
Fish and Game Laws	75	75		75	75	0
Marine Violations				0	0	0

*Not available

Population 1999	Klamath County - O.S.P.			Klamath County Totals 62,300		
	Offenses	Arrests	Cleared*	Offenses	Arrests	Cleared
CRIME AGAINST PERSON						
Willful Murder*				1	0	1
Neg. Homicide	1			1	1	0
Forcible Rape*	11			29	7	5
Other Sex Crimes	83	2		151	24	19
Kidnapping	6			21	6	8
Robbery*	3			39	19	18
Aggravated Assault*	21	4		139	79	59
Simple Assault	49	11		501	256	226
1999 TOTAL	174	17		882	392	336
1998 TOTAL	183	18		976	464	405
CRIME AGAINST PROPERTY						
Burglary*	11	3		424	98	60
Larceny*	20	3		1,048	375	323
Motor Vehicle Theft*	10	1		119	24	22
Arson*	16	3		30	11	5
Forgery/Counterfeit	5			65	11	12
Fraud	9	3		153	21	16
Embezzlement				0	0	0
Stolen Property				17	20	8
Vandalism	5			456	67	63
1999 TOTAL	76	13		2,312	627	509
1998 TOTAL	84	13		3,136	824	682
BEHAVIORAL CRIMES						
Weapon Laws	34	6		80	36	31
Prostitution				1	1	1
Drug Laws	98	37		304	192	128
Gambling				0	0	0
Crimes Against Family	21	1		62	11	11
D.U.I.I	383	383		609	590	225
Liquor Laws	100	53		171	153	60
Disorderly Conduct	7	3		363	185	159
All Other	150	31		433	212	173
Curfew	9	7		11	8	2
Runaway Juveniles				109	110	109
1999 TOTAL	802	521		2,143	1,498	899
1998 TOTAL	893	627		2,291	1,614	945
GRAND TOTAL	1,052	551		5,337	2,517	1,744
* Index Total	92	14		1,829	613	493
Traffic Crime	121	121		277	194	156
Fish and Game Laws	60	60		60	60	0
Marine Violations	3	3		3	3	0

*Not available

	Lake County Sheriff**			Lakeview PD			Lake County - O.L.C.C.		
	Offenses	Arrests	Cleared	Offenses	Arrests	Cleared	Offenses	Arrests	Cleared
Population	4,775			2,625					
1999									
CRIME AGAINST PERSON									
Willful Murder*									
Neg. Homicide									
Forcible Rape*				5	2	3			
Other Sex Crimes				1					
Kidnapping									
Robbery*	1	2							
Aggravated Assault*				24	22	16			
Simple Assault	6	5	4	4	1	1			
1999 TOTAL	7	7	4	34	25	20	0	0	0
1998 TOTAL	13	8	8	16	13	16	0	0	0
CRIME AGAINST PROPERTY									
Burglary*	5			22	4	5			
Larceny*	16	1	2	52	12	12			
Motor Vehicle Theft*	4	2	1	6	5	3			
Arson*									
Forgery/Counterfeit									
Fraud	2			2					
Embezzlement									
Stolen Property				1	2	1			
Vandalism				20	4	7			
1999 TOTAL	27	3	3	103	27	28	0	0	0
1998 TOTAL	98	9	12	110	56	36	0	0	0
BEHAVIORAL CRIMES									
Weapon Laws	1	2	1	5	3	4			
Prostitution									
Drug Laws	1	1	1	30	13	8			
Gambling									
Crimes Against Family				5	1	1			
D.U.I.	12	11	12	40	35	40			
Liquor Laws	3	5	3	22	31	16	7	6	7
Disorderly Conduct	5	2	2	16	8	12			
All Other	7	6	6	7	5	3	1	1	1
Curfew									
Runaway Juveniles	2	1	1	2		1			
1999 TOTAL	31	28	26	127	96	85	8	7	8
1998 TOTAL	48	35	25	102	110	100	4	1	4
GRAND TOTAL	65	38	33	264	148	133	8	7	8
* Index Total	26	5	3	104	43	36	0	0	0
Traffic Crime				7	7	7			
Fish and Game Laws									
Marine Violations									

**Eight months reported for 1998 & 1999

Population 1999	Lake County - O.S.P.			Lake County Totals 7,400		
	Offenses	Arrests	Cleared*	Offenses	Arrests	Cleared
CRIME AGAINST PERSON						
Willful Murder*				0	0	0
Neg. Homicide				0	0	0
Forcible Rape*	1			1	0	0
Other Sex Crimes	2			7	2	3
Kidnapping	1			2	0	0
Robbery*	1			2	2	0
Aggravated Assault*	1			25	22	16
Simple Assault	1			11	6	5
1999 TOTAL	7	0		48	32	24
1998 TOTAL	13	2		42	23	24
CRIME AGAINST PROPERTY						
Burglary*	2	1		29	5	5
Larceny*	5			73	13	14
Motor Vehicle Theft*	2			12	7	4
Arson*				0	0	0
Forgery/Counterfeit				0	0	0
Fraud				4	0	0
Embezzlement				0	0	0
Stolen Property	1			2	2	1
Vandalism	1			21	4	7
1999 TOTAL	11	1		141	31	31
1998 TOTAL	11	1		219	66	48
BEHAVIORAL CRIMES						
Weapon Laws	2			8	5	5
Prostitution				0	0	0
Drug Laws	1			32	14	9
Gambling				0	0	0
Crimes Against Family				5	1	1
D.U.I.	29	29		81	75	52
Liquor Laws	2			34	42	26
Disorderly Conduct				21	10	14
All Other	2			17	12	10
Curfew				0	0	0
Runaway Juveniles				4	1	2
1999 TOTAL	36	29		202	160	119
1998 TOTAL	24	14		178	160	129
GRAND TOTAL	54	30		391	223	174
* Index Total	12	1		142	49	39
Traffic Crime	8	8		15	15	7
Fish and Game Laws	42	42		42	42	0
Marine Violations	1	1		1	1	0

*Not available

Population 1999	Lane County Sheriff 96,140			Coburg PD 795			Cottage Grove PD 8,315			Creswell PD 3,280		
	Offenses	Arrests	Cleared	Offenses	Arrests	Cleared	Offenses	Arrests	Cleared	Offenses	Arrests	Cleared
CRIME AGAINST PERSON												
Willful Murder*	3	3	2									
Neg. Homicide		2										
Forcible Rape*	15	3	9	2	1	1	4	1	1	1	1	1
Other Sex Crimes	51	18	32	2			22	7	7	5	3	4
Kidnapping	2	3	1	2		1						
Robbery*	16	8	6				4					
Aggravated Assault*	127	74	67	11	2	6	9	8	5	15	13	10
Simple Assault	254	137	147	13	7	5	76	50	48	39	29	26
1999 TOTAL	468	248	264	30	10	13	115	66	61	60	46	41
1998 TOTAL	550	299	304	9	8	6	168	89	103	73	47	43
CRIME AGAINST PROPERTY												
Burglary*	646	71	66	15	2		61	10	9	69	10	6
Larceny*	847	97	82	43	8	3	347	94	88	104	25	19
Motor Vehicle Theft*	194	50	45	3	1		18	14	5	22	1	5
Arson*	8	9	3				1	4	1			
Forgery/Counterfeit	40	7	9	1			27	6	2	18	2	1
Fraud	38	4	11	5			41	7	6	8	2	2
Embezzlement												
Stolen Property												
Vandalism	262	32	34	23	1	1	162	31	41	30	4	4
1999 TOTAL	2,035	270	250	90	12	4	657	166	152	251	44	37
1998 TOTAL	2,283	295	290	118	14	7	722	210	203	269	40	38
BEHAVIORAL CRIMES												
Weapon Laws	22	31	20	1	4		18	10	15	4	5	4
Prostitution							1		1			
Drug Laws	159	120	119		17		71	44	53	16	8	14
Gambling												
Crimes Against Family	17	2	1				4	3	3	4		2
D.U.I.I	319	283	319	31	27	31	96	89	96	26	21	26
Liquor Laws	18	19	17		9		36	78	28	3	3	3
Disorderly Conduct	19	20	17	1			39	28	31	2	3	2
All Other	292	208	117	22	12	6	115	70	65	43	35	28
Curfew	9	3	9	1		1	18	11	18	1		1
Runaway Juveniles	108		86		1		12	9	6	9		8
1999 TOTAL	963	686	705	56	70	38	410	342	316	108	75	88
1998 TOTAL	990	685	687	36	29	17	483	385	402	101	66	60
GRAND TOTAL	3,466	1,204	1,219	176	92	55	1,182	574	529	419	165	166
* Index Total	1,856	315	280	74	14	10	444	131	109	211	50	41
Traffic Crime	474	333	474	34	29	34	38	13	38	52	36	52
Fish and Game Laws												
Marine Violations												

Population 1999	Lane County - O.L.C.C.			Lane County - O.S.P.			Lane County Totals 315,700		
	Offenses	Arrests	Cleared	Offenses	Arrests	Cleared*	Offenses	Arrests	Cleared
CRIME AGAINST PERSON									
Willful Murder*							5	10	2
Neg. Homicide							0	3	0
Forcible Rape*				9	2		104	20	40
Other Sex Crimes				58	11		501	194	226
Kidnapping				5	1		55	15	30
Robbery*				2	1		281	139	93
Aggravated Assault*				30	10		678	372	359
Simple Assault				82	55		2,609	1,605	1,672
1999 TOTAL	0	0	0	186	80		4,233	2,358	2,422
1998 TOTAL	0	0	0	211	100		4,619	2,582	2,769
CRIME AGAINST PROPERTY									
Burglary*				31	13		3,532	556	505
Larceny*				79	13		12,793	2,972	2,630
Motor Vehicle Theft*				29	17		1,480	381	278
Arson*				34	22		194	82	32
Forgery/Counterfeit				11	8		1,881	408	806
Fraud				12	3		832	161	287
Embezzlement							6	3	3
Stolen Property				4	4		134	113	120
Vandalism				15	6		3,927	553	549
1999 TOTAL	0	0	0	215	86		24,779	5,229	5,210
1998 TOTAL	0	0	0	394	112		26,724	5,613	6,405
BEHAVIORAL CRIMES									
Weapon Laws				26	19		332	285	244
Prostitution							124	134	118
Drug Laws				180	167		2,883	2,984	2,473
Gambling							0	0	0
Crimes Against Family				29	27		190	79	87
D.U.I.I				656	656		2,071	1,907	1,415
Liquor Laws	63	38	63	63	71		2,116	3,611	2,019
Disorderly Conduct				10	9		942	746	753
All Other	134	137	134	153	84		4,980	3,533	3,074
Curfew							330	151	330
Runaway Juveniles				12	2		605	52	469
1999 TOTAL	197	175	197	1,129	1,035		14,573	13,482	10,982
1998 TOTAL	189	166	188	980	881		14,055	12,366	10,580
GRAND TOTAL	197	175	197	1,530	1,201		43,585	21,069	18,614
* Index Total	0	0	0	214	78		19,067	4,532	3,939
Traffic Crime				247	247		2,292	1,607	2,045
Fish and Game Laws				385	385		385	385	0
Marine Violations				25	25		25	25	0

*Not available

Population 1999	Lincoln County - O.L.C.C.			Lincoln County - O.S.P.			Lincoln County Totals 43,350		
	Offenses	Arrests	Cleared	Offenses	Arrests	Cleared*	Offenses	Arrests	Cleared
CRIME AGAINST PERSON									
Willful Murder*							1	2	1
Neg. Homicide							1	0	0
Forcible Rape*							15	6	4
Other Sex Crimes				18	3		99	18	21
Kidnapping							8	5	7
Robbery*				1	1		18	17	8
Aggravated Assault*				3			118	38	65
Simple Assault				13	7		386	300	246
1999 TOTAL	0	0	0	35	11		646	386	352
1998 TOTAL	0	0	0	38	13		599	361	288
CRIME AGAINST PROPERTY									
Burglary*				6	1		514	69	55
Larceny*				36	3		1,706	361	407
Motor Vehicle Theft*				4	1		102	34	23
Arson*				3	1		23	5	5
Forgery/Counterfeit				1			161	30	33
Fraud				2	1		122	12	22
Embezzlement							1	0	0
Stolen Property				1	1		19	11	11
Vandalism				8	3		784	59	103
1999 TOTAL	0	0	0	61	11		3,432	581	659
1998 TOTAL	0	0	0	56	12		3,699	632	682
BEHAVIORAL CRIMES									
Weapon Laws				14	9		63	32	30
Prostitution							0	0	0
Drug Laws				37	23		171	108	101
Gambling							0	0	0
Crimes Against Family				5	5		59	13	9
D.U.I.				123	123		475	454	352
Liquor Laws	18	2	18	32	20		285	405	210
Disorderly Conduct	1		1	2	1		259	98	121
All Other	4	1	4	32	10		857	448	444
Curfew							44	25	44
Runaway Juveniles							232	67	167
1999 TOTAL	23	3	23	245	191		2,445	1,650	1,478
1998 TOTAL	14	10	14	212	193		2,635	1,739	1,583
GRAND TOTAL	23	3	23	341	213		6,523	2,617	2,489
* Index Total	0	0	0	53	7		2,497	532	568
Traffic Crime				51	51		326	222	275
Fish and Game Laws				272	272		278	274	6
Marine Violations				14	14		14	14	0

*Not available

	Linn County Sheriff 42,410			Albany PD 40,010			Lebanon PD 12,610			Sweet Home PD** 7,970		
	Offenses	Arrests	Cleared	Offenses	Arrests	Cleared	Offenses	Arrests	Cleared	Offenses	Arrests	Cleared
Population 1999												
CRIME AGAINST PERSON												
Willful Murder*	1											
Neg. Homicide		1										
Forcible Rape*	10	5	3	7	8	4	6	3	3	1		
Other Sex Crimes	93	33	41	21	64	17	27	9	11	13	6	5
Kidnapping	5	2	2	21	10	12	1	1	1	2		1
Robbery*	6	3	5	21	18	17	6	1	3			
Aggravated Assault*	70	37	47	39	40	32	16	12	8	5	4	4
Simple Assault	286	197	190	398	201	244	156	99	109	55	43	40
1999 TOTAL	471	278	288	507	341	326	212	125	135	76	53	50
1998 TOTAL	546	305	377	571	334	471	244	168	157	64	33	39
CRIME AGAINST PROPERTY												
Burglary*	406	73	57	260	53	37	103	20	12	64	11	9
Larceny*	802	82	84	2,202	399	460	746	171	154	219	55	51
Motor Vehicle Theft*	74	27	20	146	25	38	36	11	9	11	2	2
Arson*	17	6	3	29	12	10	6	4	3			
Forgery/Counterfeit	49	6	9	65	26	14	40	10	10	6	1	1
Fraud	111	8	20	57	9	17	24	5	5	7		
Embezzlement												
Stolen Property	57	1		1								
Vandalism	468	47	71	886	70	172	273	27	26	100	24	17
1999 TOTAL	1,984	250	264	3,646	594	748	1,228	248	219	407	93	80
1998 TOTAL	2,236	311	321	4,433	772	2,025	1,501	271	212	153	29	37
BEHAVIORAL CRIMES												
Weapon Laws	25	17	18	74	40	39	22	12	10	9	4	6
Prostitution					2							
Drug Laws	172	94	110	175	92	94	51	34	33	28	18	17
Gambling					1							
Crimes Against Family	13	5	4	103	10	23	4	4	2	7	5	5
D.U.I.	183	172	183	213	200	213	86	83	86	42	32	42
Liquor Laws	159	287	139	123	201	103	40	49	33	73	86	56
Disorderly Conduct	156	51	68	941	198	373	31	28	23	68	52	45
All Other	570	278	365	2,068	481	717	145	111	106	152	98	118
Curfew	90	75	90	141	96	141	24	22	24	33	31	33
Runaway Juveniles	111	69	80	3	258	3	69	28	58	42	41	38
1999 TOTAL	1,479	1,048	1,057	3,841	1,579	1,706	472	371	375	454	367	360
1998 TOTAL	1,697	1,151	1,214	4,508	1,728	4,103	647	511	526	157	81	130
GRAND TOTAL	3,934	1,576	1,609	7,994	2,514	2,780	1,912	744	729	937	513	490
* Index Total	1,386	233	219	2,704	555	598	919	222	192	300	72	66
Traffic Crime	213	133	213	242	160	242	54	44	54	84	47	84
Fish and Game Laws	1	1	1	1	1	1				2		2
Marine Violations	16	16	16									

*Three months reported for 1998

Population 1999	Linn County - O.L.C.C.			Linn County - O.S.P.			Linn County Totals 103,000		
	Offenses	Arrests	Cleared	Offenses	Arrests	Cleared*	Offenses	Arrests	Cleared
CRIME AGAINST PERSON									
Willful Murder*							1	0	0
Neg. Homicide							0	1	0
Forcible Rape*				1			25	16	10
Other Sex Crimes				32	4		186	116	74
Kidnapping				1			30	13	16
Robbery*							33	22	25
Aggravated Assault*				5	2		135	95	91
Simple Assault				11	4		906	544	583
1999 TOTAL	0	0	0	50	10		1,316	807	799
1998 TOTAL	0	0	0	52	17		1,477	857	1,044
CRIME AGAINST PROPERTY									
Burglary*				1	1		834	158	115
Larceny*				2	1		3,971	708	749
Motor Vehicle Theft*				3	3		270	68	69
Arson*				14	14		66	36	16
Forgery/Counterfeit				2	1		162	44	34
Fraud				1	1		200	23	42
Embezzlement							0	0	0
Stolen Property							58	1	0
Vandalism				3			1,730	168	286
1999 TOTAL	0	0	0	26	21		7,291	1,206	1,311
1998 TOTAL	0	0	0	23	18		8,346	1,401	2,595
BEHAVIORAL CRIMES									
Weapon Laws				11	9		141	82	73
Prostitution							0	2	0
Drug Laws				80	73		506	311	254
Gambling							0	1	0
Crimes Against Family				10	8		137	32	34
D.U.I.				246	246		770	733	524
Liquor Laws	7	1	7	20	22		422	646	338
Disorderly Conduct				4	4		1,200	333	509
All Other	1		1	38	29		2,974	997	1,307
Curfew				1	1		289	225	288
Runaway Juveniles				2	1		227	397	179
1999 TOTAL	8	1	8	412	393		6,666	3,759	3,506
1998 TOTAL	42	21	42	230	195		7,281	3,687	6,015
GRAND TOTAL	8	1	8	488	424		15,273	5,772	5,616
* Index Total	0	0	0	26	21		5,335	1,103	1,075
Traffic Crime				105	105		698	489	593
Fish and Game Laws				97	97		101	99	4
Marine Violations				3	3		19	19	16

*Not available

Population 1999	Malheur County Sheriff 15,070			Nyssa PD** 3,065			Ontario PD 10,910			Vale PD 1,655		
	Offenses	Arrests	Cleared	Offenses	Arrests	Cleared	Offenses	Arrests	Cleared	Offenses	Arrests	Cleared
CRIME AGAINST PERSON												
Willful Murder*												
Neg. Homicide												
Forcible Rape*	2	1	1				3	1	1			
Other Sex Crimes	10			3	3	3	26	3	2	2	1	
Kidnapping												
Robbery*				1		1	5	2	2			
Aggravated Assault*				1		1	13	6	5			
Simple Assault	39	24	24	27	26	16	133	69	67	9	5	2
1999 TOTAL	51	25	25	32	29	21	180	81	77	11	6	2
1998 TOTAL	47	24	25	43	45	38	202	104	93	16	11	14
CRIME AGAINST PROPERTY												
Burglary*	34	4	3	18	5	3	86	25	9	20	8	
Larceny*	70	8	6	54	22	16	478	207	161	22	3	
Motor Vehicle Theft*	14	2	2	4	2	2	38	12	8	3	5	
Arson*	1						2					
Forgery/Counterfeit	7	1	1	6	4	5	24	5	5	5	3	
Fraud	9			13	12	12	39	2	5	3	2	
Embezzlement							16	3	3			
Stolen Property	3									1	1	
Vandalism	37	5	4	79	12	12	268	33	30	20	7	4
1999 TOTAL	175	20	16	174	57	50	951	287	221	74	29	4
1998 TOTAL	240	38	31	128	54	52	1,334	381	294	72	22	31
BEHAVIORAL CRIMES												
Weapon Laws	3	1	1	1		1	11	5	5	1	2	
Prostitution												
Drug Laws	67	34	27	8	8	7	48	21	18	14	12	
Gambling												
Crimes Against Family	3	1	1				33	5	7	3	2	1
D.U.I.	52	50	52	41	38	39	77	75	77	14	14	14
Liquor Laws	37	50	36	30	32	18	88	139	86	13	5	
Disorderly Conduct	28	14	13	68	65	57	181	115	82	3	3	1
All Other	165	73	115	27	29	24	762	321	257	10	3	2
Curfew	3	3	3				46	29	46			
Runaway Juveniles	6	6	2	7	3		79	52	41	6	1	
1999 TOTAL	364	232	250	182	175	146	1,325	762	619	64	42	18
1998 TOTAL	306	187	189	164	142	139	862	638	535	33	28	31
GRAND TOTAL	590	277	291	388	261	217	2,456	1,130	917	149	77	24
* Index Total	121	15	12	78	29	23	625	253	186	45	16	0
Traffic Crime	21	20	21	39	29	39	65	41	65			
Fish and Game Laws												
Marine Violations	2	2	2									

**Incomplete data for 1998 & 1999

Population 1999	Malheur County - O.L.C.C.			Malheur County - O.S.P.			Malheur County Totals 30,700		
	Offenses	Arrests	Cleared	Offenses	Arrests	Cleared*	Offenses	Arrests	Cleared
CRIME AGAINST PERSON									
Willful Murder*				1			1	0	0
Neg. Homicide							0	0	0
Forcible Rape*				2			7	2	2
Other Sex Crimes				9			50	7	5
Kidnapping							0	0	0
Robbery*							6	2	3
Aggravated Assault*				14	4		28	10	6
Simple Assault				26	11		234	135	109
1999 TOTAL	0	0	0	52	15		326	156	125
1998 TOTAL	0	0	0	59	18		367	202	170
CRIME AGAINST PROPERTY									
Burglary*				2			160	42	15
Larceny*				9	3		633	243	183
Motor Vehicle Theft*				6	2		65	23	12
Arson*				7	8		10	8	0
Forgery/Counterfeit				4	3		46	16	11
Fraud							64	16	17
Embezzlement							16	3	3
Stolen Property							4	1	0
Vandalism				6	3		410	60	50
1999 TOTAL	0	0	0	34	19		1,408	412	291
1998 TOTAL	0	0	0	60	23		1,834	518	408
BEHAVIORAL CRIMES									
Weapon Laws				8	2		24	10	7
Prostitution							0	0	0
Drug Laws				32	25		169	100	52
Gambling							0	0	0
Crimes Against Family				10	5		49	13	9
D.U.I.I				130	130		314	307	182
Liquor Laws	13		13	29	35		210	261	153
Disorderly Conduct				1			281	197	153
All Other				37	23		1,001	449	398
Curfew							49	32	49
Runaway Juveniles				1	1		99	63	43
1999 TOTAL	13	0	13	248	221		2,196	1,432	1,046
1998 TOTAL	1	1	1	223	180		1,589	1,176	895
GRAND TOTAL	13	0	13	334	255		3,930	2,000	1,462
* Index Total	0	0	0	41	17		910	330	221
Traffic Crime				23	23		148	113	125
Fish and Game Laws				54	54		54	54	0
Marine Violations							2	2	2

*Not available

Population 1999	Marion County Sheriff 90,445			Aumsville PD 2,965			Aurora PD 695			Gervais PD** 1,535		
	Offenses	Arrests	Cleared	Offenses	Arrests	Cleared	Offenses	Arrests	Cleared	Offenses	Arrests	Cleared
CRIME AGAINST PERSON												
Willful Murder*												
Neg. Homicide												
Forcible Rape*	22	4	5							3	1	
Other Sex Crimes	162	28	19	1	1							
Kidnapping	7	1	5									
Robbery*	24	13	11									
Aggravated Assault*	91	15	49									
Simple Assault	488	232	193	2	4					3	5	2
1999 TOTAL	794	293	282	3	5	0	0	0	0	6	6	2
1998 TOTAL	993	438	359	3	13	0	4	4	1	6	5	1
CRIME AGAINST PROPERTY												
Burglary*	647	47	32	9	2		4			5		2
Larceny*	2,337	221	204	40	6		16			11	5	2
Motor Vehicle Theft*	374	41	32	3	1		1			2		
Arson*	13	1	3								1	
Forgery/Counterfeit	142	40	39				3					
Fraud	208	11	25	1	1		4					
Embezzlement												
Stolen Property	8	5	7	1							3	
Vandalism	1,017	83	80	31	1		13			15	2	4
1999 TOTAL	4,746	449	422	85	11	0	41	0	0	33	11	8
1998 TOTAL	5,643	495	413	122	26	0	49	1	2	43	11	11
BEHAVIORAL CRIMES												
Weapon Laws	71	19	30		1					1	2	
Prostitution	1											
Drug Laws	280	188	159		5		3	2	1	1	1	
Gambling												
Crimes Against Family	24	9	10		1					3	2	
D.U.I.I	14	13	14	12	12	12	7	7	7	30	30	30
Liquor Laws	245	209	130		11		2		2	1	3	1
Disorderly Conduct	181	42	23		1					1	2	
All Other	1,394	224	142	90	3		10	2	1	26	13	2
Curfew	25	18	25	1	1	1						
Runaway Juveniles	398	2	4	9	1						1	
1999 TOTAL	2,633	724	537	112	36	13	22	11	11	63	54	33
1998 TOTAL	2,938	770	549	156	62	19	28	11	13	75	39	41
GRAND TOTAL	8,173	1,466	1,241	200	52	13	63	11	11	102	71	43
* Index Total	3,508	342	336	52	9	0	21	0	0	18	5	4
Traffic Crime	35	14	35	2		2	6	4	6	35	20	35
Fish and Game Laws	4	4	4									
Marine Violations	3	2	3									

**Eleven months reported for 1999

	Hubbard PD 2,255			Keizer PD 30,260			Mt. Angel PD** 3,010			Salem PD (Marion County) 112,435		
	Offenses	Arrests	Cleared	Offenses	Arrests	Cleared	Offenses	Arrests	Cleared	Offenses	Arrests	Cleared
Population 1999												
CRIME AGAINST PERSON												
Willful Murder*										2	5	3
Neg. Homicide											1	1
Forcible Rape*	1	1		8	2	1	1			73	16	27
Other Sex Crimes	7	2		46	7	11	4	1	3	248	85	96
Kidnapping				3	1	1				30	6	11
Robbery*				10	6	5	2			138	49	55
Aggravated Assault*	23			22	8	16	3		2	56	33	34
Simple Assault	12	16		208	108	174	12	11	11	1,286	749	939
1999 TOTAL	43	19	0	297	132	208	22	12	16	1,833	944	1,166
1998 TOTAL	46	31	6	322	122	224	28	12	34	1,955	1,148	1,360
CRIME AGAINST PROPERTY												
Burglary*	11			136	19	20	12	5	6	1,191	143	129
Larceny*	68	5		1,025	93	161	46	13	12	6,976	1,488	1,606
Motor Vehicle Theft*	11	2		69	23	19				619	140	124
Arson*	2	2		8	2	4				29	17	16
Forgery/Counterfeit	3			78	13	24	4	2	1	586	177	236
Fraud	3			59	8	24	3	1	5	381	98	151
Embezzlement										11	4	9
Stolen Property				13	8	9				46	29	43
Vandalism	56			433	32	99	24	3	9	2,412	217	388
1999 TOTAL	154	9	0	1,821	198	360	89	24	33	12,251	2,313	2,702
1998 TOTAL	182	24	3	1,897	183	362	175	25	45	13,519	2,677	2,784
BEHAVIORAL CRIMES												
Weapon Laws	3	2		24	9	23	1			164	90	152
Prostitution				9	8	9				52	55	50
Drug Laws	21	6		82	69	76	4		5	745	713	704
Gambling												
Crimes Against Family	6	2		19	4	7	1		1	95	41	61
D.U.I.I	96	84	96	164	157	164	36	36	36	627	577	627
Liquor Laws	19	24		84	65	84	4	9	4	714	305	428
Disorderly Conduct	13	4		73	42	71	7	1	6	601	227	311
All Other	94	18		716	148	658	83	13	82	3,045	1,157	1,334
Curfew	11	5	11	29	24	29	1	1	1	640	497	640
Runaway Juveniles	5	2		176	5	118	9	7	9	602	217	369
1999 TOTAL	268	147	107	1,376	531	1,239	146	67	144	7,285	3,879	4,676
1998 TOTAL	194	127	87				304	152	304	8,176	4,642	5,508
GRAND TOTAL	465	175	107	3,494	861	1,807	257	103	193	21,369	7,136	8,544
* Index Total	116	10	0	1,278	153	226	64	18	20	9,084	1,891	1,994
Traffic Crime	132	95	132	495	385	495	75	67	75	1,183	793	1,183
Fish and Game Laws												
Marine Violations												

**Ten months reported for 1999

Population 1999	Marion County - O.L.C.C.			Marion County - O.S.P.			Marion County Totals 275,250			Salem PD Total (Marion&Polk) 128,595		
	Offenses	Arrests	Cleared	Offenses	Arrests	Cleared*	Offenses	Arrests	Cleared	Offenses	Arrests	Cleared
CRIME AGAINST PERSON												
Willful Murder*							2	5	3	2	5	3
Neg. Homicide							0	1	1		1	1
Forcible Rape*				5			120	26	35	80	18	29
Other Sex Crimes				160	4		679	142	152	267	97	103
Kidnapping				3			46	9	19	32	6	12
Robbery*				2			184	72	76	143	51	57
Aggravated Assault*				32	5		254	67	122	58	34	34
Simple Assault				96	31		2,422	1,343	1,579	1,400	815	1,019
1999 TOTAL	0	0	0	298	40		3,707	1,665	1,987	1,982	1,027	1,258
1998 TOTAL	0	0	0	295	86		4,138	2,128	2,324	2,183	1,224	1,309
CRIME AGAINST PROPERTY												
Burglary*				5	2		2,282	263	241	1,300	152	136
Larceny*				68	15		11,986	2,128	2,435	7,467	1,545	1,672
Motor Vehicle Theft*				14	12		1,279	251	227	662	147	130
Arson*				15	15		85	39	32	34	18	17
Forgery/Counterfeit				25	11		987	271	344	608	185	245
Fraud				9	2		798	140	276	394	102	151
Embezzlement							26	11	19	12	4	9
Stolen Property				8	1		84	62	66	47	29	43
Vandalism				20	9		5,052	401	838	2,623	235	428
1999 TOTAL	0	0	0	164	67		22,579	3,566	4,478	13,147	2,417	2,831
1998 TOTAL	0	0	0	193	67		25,526	4,140	4,632	14,466	2,782	2,631
BEHAVIORAL CRIMES												
Weapon Laws				75	25		380	175	240	168	93	156
Prostitution							62	63	59	53	56	51
Drug Laws				185	154		1,542	1,270	1,094	763	728	720
Gambling							0	0	0			
Crimes Against Family				9	5		216	76	119	106	45	68
D.U.I.I				705	705		1,897	1,809	1,192	649	595	649
Liquor Laws	52	5	52	49	44		1,293	766	805	767	332	454
Disorderly Conduct	2		2	28	16		1,048	371	507	636	238	325
All Other				211	84		7,461	1,911	3,617	3,289	1,231	1,406
Curfew							791	612	791	664	520	664
Runaway Juveniles				2			1,424	354	683	651	227	387
1999 TOTAL	54	5	54	1,264	1,033		16,114	7,407	9,107	7,746	4,065	4,880
1998 TOTAL	56	8	56	1,299	1,064		16,401	7,930	8,999	8,676	4,864	5,570
GRAND TOTAL	54	5	54	1,726	1,140		42,400	12,638	15,572	22,875	7,509	8,969
* Index Total	0	0	0	141	49		16,192	2,851	3,171	9,746	1,970	2,078
Traffic Crime				397	397		2,765	2,062	2,368	1,216	818	1,216
Fish and Game Laws				228	228		232	232	4			
Marine Violations				18	18		21	20	3			

*Not available

Population 1999	Morrow County Sheriff 4,955			Boardman PD** 3,070			Heppner PD 1,525		
	Offenses	Arrests	Cleared	Offenses	Arrests	Cleared	Offenses	Arrests	Cleared
CRIME AGAINST PERSON									
Willful Murder*									
Neg. Homicide									
Forcible Rape*	3	1	1						
Other Sex Crimes	13	1	1	2		1	5	2	2
Kidnapping	3		1	1					
Robbery*	1								
Aggravated Assault*	63	40	36	2	1	2			
Simple Assault	66	18	16	16	13	14	13	12	11
1999 TOTAL	149	60	55	21	14	17	18	14	13
1998 TOTAL	113	39	31	28	13	17	20	10	11
CRIME AGAINST PROPERTY									
Burglary*	68	7	7	17	4	5	11	4	3
Larceny*	142	11	14	59	8	12	38	5	5
Motor Vehicle Theft*	13	5	5	3		1	2		
Arson*	4						1	3	1
Forgery/Counterfeit	7	1	3						
Fraud	43			1			12		
Embezzlement									
Stolen Property		1							
Vandalism	154	1	7	45	3	3	34	8	4
1999 TOTAL	431	26	36	125	15	21	98	20	13
1998 TOTAL	393	44	41	211	16	27	122	20	22
BEHAVIORAL CRIMES									
Weapon Laws	5	2	2	3	3	3	2	2	2
Prostitution									
Drug Laws	31	17	14	3	2	3	3	1	1
Gambling									
Crimes Against Family	2	1	1	3	2	3			
D.U.I.I	79	77	79	8	8	8	2	2	2
Liquor Laws	35	56	30	10	9	9	17	15	14
Disorderly Conduct	14	6	4	5	5	5	3	2	2
All Other	122	78	61	47	33	39	45	29	25
Curfew	10	4	10						
Runaway Juveniles	11		4	7	2	7			
1999 TOTAL	309	241	205	86	64	77	72	51	46
1998 TOTAL	242	167	123	109	68	70	92	83	73
GRAND TOTAL	889	327	296	232	93	115	188	85	72
* Index Total	294	64	63	81	13	20	52	12	9
Traffic Crime	33	27	33	1	1	1	3		3
Fish and Game Laws									
Marine Violations									

**Incomplete data for 1998 & 1999

Population 1999	Morrow County - O.L.C.C.			Morrow County - O.S.P.			Morrow County Totals 9,550		
	Offenses	Arrests	Cleared	Offenses	Arrests	Cleared*	Offenses	Arrests	Cleared
CRIME AGAINST PERSON									
Willful Murder*							0	0	0
Neg. Homicide							0	0	0
Forcible Rape*				1			4	1	1
Other Sex Crimes							20	3	4
Kidnapping							4	0	1
Robbery*							1	0	0
Aggravated Assault*							65	41	38
Simple Assault				3	4		98	47	41
1999 TOTAL	0	0	0	4	4		192	92	85
1998 TOTAL	0	0	0	6	1		167	63	59
CRIME AGAINST PROPERTY									
Burglary*							96	15	15
Larceny*				2			241	24	31
Motor Vehicle Theft*				1	2		19	7	6
Arson*				1			6	3	1
Forgery/Counterfeit							7	1	3
Fraud				1	1		57	1	0
Embezzlement							0	0	0
Stolen Property							0	1	0
Vandalism							233	12	14
1999 TOTAL	0	0	0	5	3		659	64	70
1998 TOTAL	0	0	0	7	1		733	81	90
BEHAVIORAL CRIMES									
Weapon Laws				1			11	7	7
Prostitution							0	0	0
Drug Laws				5	2		42	22	18
Gambling							0	0	0
Crimes Against Family							5	3	4
D.U.I.				19	19		108	106	89
Liquor Laws				7	3		69	83	53
Disorderly Conduct							22	13	11
All Other				5	1		219	141	125
Curfew							10	4	10
Runaway Juveniles							18	2	11
1999 TOTAL	0	0	0	37	25		504	381	328
1998 TOTAL	0	0	0	24	14		467	332	266
GRAND TOTAL	0	0	0	46	32		1,355	537	483
* Index Total	0	0	0	5	2		432	91	92
Traffic Crime				13	13		50	41	37
Fish and Game Laws				73	73		73	73	0
Marine Violations				2	2		2	2	0

*Not available

Population 1999	Multnomah County Sheriff 34,845			Gresham PD 85,435			Portland PD 512,395			Portland Airport PD		
	Offenses	Arrests	Cleared	Offenses	Arrests	Cleared	Offenses	Arrests	Cleared	Offenses	Arrests	Cleared
CRIME AGAINST PERSON												
Willful Murder*	1	2		2	1	1	39	55	19			
Neg. Homicide							1					
Forcible Rape*	16	3	4	43	6	8	351	42	72			
Other Sex Crimes	46	2	6	166	22	27	1,059	151	213	3	2	2
Kidnapping	9		3	6	1	4	185	4	45			
Robbery*	11	6	3	98	52	59	1,512	411	461			
Aggravated Assault*	64	26	36	198	87	100	4,662	411	1,744			
Simple Assault	205	169	126	842	450	474	5,280	3,946	2,292	19	12	12
1999 TOTAL	352	208	178	1,355	619	673	13,089	5,020	4,846	22	14	14
1998 TOTAL	297	168	156	1,363	564	582	12,615	4,359	4,738	21	14	16
CRIME AGAINST PROPERTY												
Burglary*	222	20	12	858	95	102	6,240	442	327	3		1
Larceny*	722	36	31	3,182	469	421	24,535	5,726	4,095	452	18	55
Motor Vehicle Theft*	114	17	14	629	71	80	4,803	550	382	44	13	12
Arson*	11	2	2	20	5	1	485	31	28			
Forgery/Counterfeit	70	10	10	340	92	108	3,874	812	1,024	21	18	15
Fraud	109	1	9	149	9	47	2,524	130	367	29	6	12
Embezzlement	3		1	38	3	15	396		124	10	2	5
Stolen Property	8		7	5	12	5	157	39	89		1	
Vandalism	332	33	44	989	100	89	5,948	733	733	59	7	7
1999 TOTAL	1,591	119	130	6,210	856	868	48,962	8,463	7,169	618	65	107
1998 TOTAL	1,153	114	121	6,382	940	893	52,028	7,841	7,608	715	70	77
BEHAVIORAL CRIMES												
Weapon Laws	83	49	71	47	53	45	769	402	407	49	28	30
Prostitution	4						566	358	248	3	2	2
Drug Laws	665	210	334	459	493	435	7,691	4,049	3,467	141	158	136
Gambling							18	12	7			
Crimes Against Family	22		3	82	6	10	207	32	75			
D.U.I.	720	668	720	494	448	494	1,525	1,357	1,525	57	44	57
Liquor Laws	69	24	65	114	208	109	2,378	1,473	1,010	16	27	15
Disorderly Conduct	78	17	36	356	174	131	3,121	402	900	57	38	43
All Other	412	132	200	255	150	139	9,793	3,395	4,296	38	25	28
Curfew	11	9	11	157	105	157	850	577	850	7	5	7
Runaway Juveniles	104	11	51	404	157	382	2,431	474	2,510	2	1	2
1999 TOTAL	2,168	1,120	1,491	2,368	1,794	1,902	29,349	12,531	15,295	370	328	320
1998 TOTAL	1,275	670	911	2,561	1,873	1,981	27,148	14,504	19,100	224	177	198
GRAND TOTAL	4,111	1,447	1,799	9,933	3,269	3,443	91,400	26,014	27,310	1,010	407	441
* Index Total	1,161	112	102	5,030	786	772	42,627	7,668	7,128	499	31	68
Traffic Crime	889	571	889	422	233	422	3,513	1,631	3,513	68	48	68
Fish and Game Laws												
Marine Violations												

Population 1999	Troutdale PD 14,175			Multnomah County - O.L.C.C.			Multnomah County - O.S.P.			Multnomah County Totals 646,850		
	Offenses	Arrests	Cleared	Offenses	Arrests	Cleared	Offenses	Arrests	Cleared*	Offenses	Arrests	Cleared
CRIME AGAINST PERSON												
Willful Murder*										42	58	20
Neg. Homicide										1	0	0
Forcible Rape*	4	1	1				8			422	52	85
Other Sex Crimes	13	5	6				22	1		1,309	183	254
Kidnapping	1									201	5	52
Robbery*	4	2	2							1,625	471	525
Aggravated Assault*	15	6	8				10	1		4,949	531	1,888
Simple Assault	71	48	47				22	11		6,439	4,636	2,951
1999 TOTAL	108	62	64	0	0	0	62	13		14,988	5,936	5,775
1998 TOTAL	87	50	52	0	0	0	66	20		14,449	5,175	5,544
CRIME AGAINST PROPERTY												
Burglary*	68	5	6				1	1		7,392	563	448
Larceny*	342	51	46				21	4		29,254	6,304	4,648
Motor Vehicle Theft*	51	7	18				123	13		5,764	671	506
Arson*	2	2	2				3	1		521	41	33
Forgery/Counterfeit	45	12	20				14	7		4,364	951	1,177
Fraud	54	8	12				3	1		2,868	155	447
Embezzlement	2	1	1							449	6	146
Stolen Property	4	2	3				2	1		176	55	104
Vandalism	150	21	12				4	2		7,482	896	885
1999 TOTAL	718	109	120	0	0	0	171	30		58,270	9,642	8,394
1998 TOTAL	777	143	159	0	0	0	122	25		61,177	9,133	8,858
BEHAVIORAL CRIMES												
Weapon Laws	5	8	5				19	20		972	560	558
Prostitution										573	360	250
Drug Laws	39	36	37				162	156		9,157	5,102	4,409
Gambling										18	12	7
Crimes Against Family	7	2	3				16	14		334	54	91
D.U.I.I	88	84	88				341	341		3,225	2,942	2,884
Liquor Laws	109	117	97	201	65	201	21	19		2,908	1,933	1,497
Disorderly Conduct	74	36	39	4		4	4	3		3,694	670	1,153
All Other	96	60	64	12	2	12	69	32		10,675	3,796	4,739
Curfew	31	17	31				9	10		1,065	723	1,056
Runaway Juveniles	68	11	58				2	1		3,011	655	3,003
1999 TOTAL	517	371	422	217	67	217	643	596		35,632	16,807	19,647
1998 TOTAL	518	411	431	279	96	278	709	617		32,714	18,348	22,899
GRAND TOTAL	1,343	542	606	217	67	217	876	639		108,890	32,385	33,816
* Index Total	486	74	83	0	0	0	166	20		49,969	8,691	8,153
Traffic Crime	125	77	125				198	198		5,215	2,758	5,017
Fish and Game Laws	9	6	9				381	381		390	387	9
Marine Violations							11	11		11	11	0

*Not available

Population 1999	Polk County Sheriff 15,540			Dallas PD 12,870			Falls City PD 1,025		
	Offenses	Arrests	Cleared	Offenses	Arrests	Cleared	Offenses	Arrests	Cleared
CRIME AGAINST PERSON									
Willful Murder*	1		1						
Neg. Homicide									
Forcible Rape*	2		2	1	1	1			
Other Sex Crimes	14	5	4	21	4	11	2	1	
Kidnapping	5	4	3	1	1	1			
Robbery*				1	1	1			
Aggravated Assault*	26	4	19	5	3	6	7	2	5
Simple Assault	88	56	58	130	52	126	11	7	7
1999 TOTAL	136	69	87	159	62	146	20	10	12
1998 TOTAL	110	53	69	165	96	149	38	19	27
CRIME AGAINST PROPERTY									
Burglary*	79	20	18	49	19	19	22	13	9
Larceny*	207	23	33	335	83	139	41	7	10
Motor Vehicle Theft*	27	4	5	23	5	11	2	1	1
Arson*	1	3	1	2		1	1	1	1
Forgery/Counterfeit	9	1	1	29	7	16	1		1
Fraud	16		1	50	7	32			
Embezzlement	2	1	1						
Stolen Property	4	1	3	2	6	2		1	1
Vandalism	177	18	29	214	28	69	45	7	9
1999 TOTAL	522	71	92	704	155	289	112	30	32
1998 TOTAL	596	74	112	836	129	292	129	20	40
BEHAVIORAL CRIMES									
Weapon Laws	14	3	11	10	4	8	1		
Prostitution									
Drug Laws	68	57	54	76	56	76	7	4	6
Gambling									
Crimes Against Family	7	3	3	12	3	12	2		
D.U.I.I	103	99	103	135	126	135	2	2	2
Liquor Laws	26	31	22	59	86	59	15	16	14
Disorderly Conduct	19	8	12	32	25	31	3	3	3
All Other	870	145	114	651	122	629	103	20	15
Curfew	3	3	3	30	22	30	1	1	1
Runaway Juveniles	45	12	10	94	40	74	9	1	
1999 TOTAL	1,155	361	332	1,099	484	1,054	143	47	41
1998 TOTAL	1,249	263	245	1,213	510	1,155	174	72	56
GRAND TOTAL	1,813	501	511	1,962	701	1,489	275	87	85
* Index Total	343	54	79	416	112	178	73	24	26
Traffic Crime	84	42	84	138	73	138	5	5	5
Fish and Game Laws									
Marine Violations	3	3	3						

Population 1999	Polk County - O.L.C.C.			Polk County - O.S.P.			Polk County Totals 60,100		
	Offenses	Arrests	Cleared	Offenses	Arrests	Cleared*	Offenses	Arrests	Cleared
CRIME AGAINST PERSON									
Willful Murder*							1	0	1
Neg. Homicide							0	0	0
Forcible Rape*							11	4	6
Other Sex Crimes				7			80	26	31
Kidnapping							9	6	6
Robbery*							7	3	3
Aggravated Assault*				1	1		57	15	46
Simple Assault				1			432	252	345
1999 TOTAL	0	0	0	9	1		597	306	438
1998 TOTAL	0	0	0	11	1		629	323	439
CRIME AGAINST PROPERTY									
Burglary*				2			296	71	61
Larceny*				2			1,574	252	379
Motor Vehicle Theft*				1	1		116	22	31
Arson*				3	2		15	11	6
Forgery/Counterfeit				1			99	21	46
Fraud							178	16	79
Embezzlement							4	1	2
Stolen Property							10	14	9
Vandalism							945	102	242
1999 TOTAL	0	0	0	9	3		3,237	510	855
1998 TOTAL	0	0	0	7	7		3,601	498	886
BEHAVIORAL CRIMES									
Weapon Laws				3	3		41	19	31
Prostitution							1	1	1
Drug Laws				21	20		245	229	221
Gambling							0	0	0
Crimes Against Family				1	1		43	12	28
D.U.I.I				70	70		448	430	378
Liquor Laws	11		11	2	2		302	365	263
Disorderly Conduct							126	77	95
All Other				3	1		2,508	514	1,309
Curfew							108	85	108
Runaway Juveniles							224	79	123
1999 TOTAL	11	0	11	100	97		4,046	1,811	2,557
1998 TOTAL	7	0	7	80	71		4,395	1,734	2,731
GRAND TOTAL	11	0	11	118	101		7,880	2,627	3,850
* Index Total	0	0	0	9	4		2,077	378	533
Traffic Crime				22	22		467	284	445
Fish and Game Laws				31	31		31	31	0
Marine Violations				1	1		4	4	3

*Not available

Population 1999	Sherman County Sheriff 1,900			Sherman County - O.L.C.C.			Sherman County - O.S.P.			Sherman County Totals 1,900		
	Offenses	Arrests	Cleared	Offenses	Arrests	Cleared	Offenses	Arrests	Cleared*	Offenses	Arrests	Cleared
CRIME AGAINST PERSON												
Willful Murder*										0	0	0
Neg. Homicide										0	0	0
Forcible Rape*							2	1		2	1	0
Other Sex Crimes							1	1		1	1	0
Kidnapping										0	0	0
Robbery*							1	1		1	1	0
Aggravated Assault*	1	1	1							1	1	1
Simple Assault	7	5	5				4	2		11	7	5
1999 TOTAL	8	6	6	0	0	0	8	5		16	11	6
1998 TOTAL	11	9	9	0	0	0	10	6		21	15	9
CRIME AGAINST PROPERTY												
Burglary*	8									8	0	0
Larceny*	27						5	1		32	1	0
Motor Vehicle Theft*	1						1	2		2	2	0
Arson*							2	2		2	2	0
Forgery/Counterfeit	5									5	0	0
Fraud	1						3	1		4	1	0
Embezzlement										0	0	0
Stolen Property										0	0	0
Vandalism	9	2	1				3			12	2	1
1999 TOTAL	51	2	1	0	0	0	14	6		65	8	1
1998 TOTAL	70	18	11	0	0	0	16	6		86	24	11
BEHAVIORAL CRIMES												
Weapon Laws	1	1	1					1		1	2	1
Prostitution							1			1	0	0
Drug Laws	1	1	1				10	9		11	10	1
Gambling										0	0	0
Crimes Against Family							2	1		2	1	0
D.U.I.I	4	4	4				16	16		20	20	4
Liquor Laws	3	4	3				7	10		10	14	3
Disorderly Conduct	2	1	1				1	1		3	2	1
All Other	20	17	16				12	11		32	28	16
Curfew							1	1		1	1	0
Runaway Juveniles										0	0	0
1999 TOTAL	31	28	26	0	0	0	50	50		81	78	26
1998 TOTAL	37	38	28	0	0	0	52	48		89	86	28
GRAND TOTAL	90	36	33	0	0	0	72	61		162	97	33
* Index Total	37	1	1	0	0	0	11	7		48	8	1
Traffic Crime	9	7	9				9	9		18	16	9
Fish and Game Laws							45	45		45	45	0
Marine Violations							10	10		10	10	0

*Not available

Population 1999	Tillamook County Sheriff 16,780			Garibaldi PD** 990			Manzanita PD 800			Rockaway Beach PD 1,260		
	Offenses	Arrests	Cleared	Offenses	Arrests	Cleared	Offenses	Arrests	Cleared	Offenses	Arrests	Cleared
CRIME AGAINST PERSON												
Willful Murder*	1	3	1					1				
Neg. Homicide												
Forcible Rape*	2	1	1									
Other Sex Crimes	34	9	9				2			1	1	1
Kidnapping	1	1										
Robbery*												
Aggravated Assault*	17	10	9									
Simple Assault	70	53	48				8	6		11	13	10
1999 TOTAL	125	77	68	0	0	0	10	7	0	12	14	11
1998 TOTAL	146	91	95	14	13	11	3	4	1	14	11	10
CRIME AGAINST PROPERTY												
Burglary*	92	9	6				8	2	1	12	1	1
Larceny*	171	15	11	2		2	14			42	10	8
Motor Vehicle Theft*	33	3	4	1	3	1				2	4	2
Arson*	2											
Forgery/Counterfeit	37	1					1	1		3	1	1
Fraud	9	2	3				2			6	4	4
Embezzlement												
Stolen Property	1											
Vandalism	93	18	6				6		1	21	1	2
1999 TOTAL	438	48	30	3	3	3	31	3	2	86	21	18
1998 TOTAL	508	79	66	50	16	39	39	2	4	92	33	29
BEHAVIORAL CRIMES												
Weapon Laws	10	5	9							2	2	2
Prostitution												
Drug Laws	61	58	40	1	1	1	2	3		5	6	5
Gambling												
Crimes Against Family	8		1	1	1	1						
D.U.I.	79	84	79				9	8	9	2	2	2
Liquor Laws	87	161	85				7	6		1	1	1
Disorderly Conduct	14	10	5	1	1	1	2			9	14	9
All Other	181	112	88	6	3	4	3	3	1	23	20	19
Curfew												
Runaway Juveniles	40	1	24	1						2	3	2
1999 TOTAL	480	431	331	10	6	7	23	20	10	44	48	40
1998 TOTAL	524	441	380	84	38	58	20	13	12	49	45	41
GRAND TOTAL	1,043	556	429	13	9	10	64	30	12	142	83	69
* Index Total	318	41	32	3	3	3	22	3	1	56	15	11
Traffic Crime	24	7	24				3	2	3	3	1	3
Fish and Game Laws												
Marine Violations												

**One month reported for 1999

Population 1999	Tillamook PD 4,270			Tillamook County - O.L.C.C.			Tillamook County - O.S.P.			Tillamook County Totals 24,100		
	Offenses	Arrests	Cleared	Offenses	Arrests	Cleared	Offenses	Arrests	Cleared*	Offenses	Arrests	Cleared
CRIME AGAINST PERSON												
Willful Murder*							1	1		2	5	1
Neg. Homicide										0	0	0
Forcible Rape*										2	1	1
Other Sex Crimes	11	5	5				5	2		53	17	15
Kidnapping	1	1	1				1	1		3	3	1
Robbery*	1	1	1				2	2		3	3	1
Aggravated Assault*	1	2					5	4		23	16	9
Simple Assault	56	42	40				26	24		171	138	98
1999 TOTAL	70	51	47	0	0	0	40	34		257	183	126
1998 TOTAL	90	77	66	0	0	0	48	31		315	227	183
CRIME AGAINST PROPERTY												
Burglary*	25	7	6				7	2		144	21	14
Larceny*	167	50	40				13	5		409	80	61
Motor Vehicle Theft*	10	3	2				5	4		51	17	9
Arson*	2	2	2				4	1		8	3	2
Forgery/Counterfeit	17	2	3				4	2		62	7	4
Fraud	34	4	6				2	2		53	12	13
Embezzlement										0	0	0
Stolen Property							1	1		2	1	0
Vandalism	111	15	12				9	4		240	38	21
1999 TOTAL	366	83	71	0	0	0	45	21		969	179	124
1998 TOTAL	390	108	90	0	0	0	64	26		1,143	264	228
BEHAVIORAL CRIMES												
Weapon Laws	10	8	7				10	11		32	26	18
Prostitution										0	0	0
Drug Laws	20	22	16				116	106		205	196	62
Gambling										0	0	0
Crimes Against Family	6	3	4				7	6		22	10	6
D.U.I.	33	33	33				93	93		216	220	123
Liquor Laws	30	43	27	7	3	7	88	107		220	321	120
Disorderly Conduct	90	42	39				4	4		120	71	54
All Other	138	100	62				43	41		394	279	174
Curfew	6	2	6				4	4		10	6	6
Runaway Juveniles	10	8	3							53	12	29
1999 TOTAL	343	261	197	7	3	7	365	372		1,272	1,141	592
1998 TOTAL	380	447	304	25	5	25	356	342		1,438	1,331	820
GRAND TOTAL	779	395	315	7	3	7	450	427		2,498	1,503	842
* Index Total	206	65	51	0	0	0	37	19		642	146	98
Traffic Crime	3	1	3				64	64		97	75	33
Fish and Game Laws							331	331		331	331	0
Marine Violations							9	9		9	9	0

*Not available

Population 1999	Stanfield PD 1,875			Umatilla PD 3,625			Umatilla Tribal PD**		
	Offenses	Arrests	Cleared	Offenses	Arrests	Cleared	Offenses	Arrests	Cleared
CRIME AGAINST PERSON									
Willful Murder*									
Neg. Homicide									
Forcible Rape*		1							
Other Sex Crimes				2	1				
Kidnapping									
Robbery*									
Aggravated Assault*		1			4				
Simple Assault	1	11		3	22				
1999 TOTAL	1	13	0	5	27	0	0	0	0
1998 TOTAL	11	16	0	43	28	21	107	45	45
CRIME AGAINST PROPERTY									
Burglary*	6	1		14					
Larceny*	31	3		78	3				
Motor Vehicle Theft*	5	2		16	4				
Arson*									
Forgery/Counterfeit	2			3	1				
Fraud	6			9					
Embezzlement									
Stolen Property									
Vandalism	18	1		97					
1999 TOTAL	68	7	0	217	8	0	0	0	0
1998 TOTAL	71	13	5	432	43	34	223	28	44
BEHAVIORAL CRIMES									
Weapon Laws		1		3	2				
Prostitution									
Drug Laws		1			13				
Gambling									
Crimes Against Family	4	4		2	7				
D.U.I.I	19	19	19	62	60	62			
Liquor Laws	1	12			17				
Disorderly Conduct		4		1	13				
All Other	18	12		12	10				
Curfew	2	1	2	6	6	6			
Runaway Juveniles	3	3	1	4					
1999 TOTAL	47	57	22	90	128	68	0	0	0
1998 TOTAL	49	80	27	128	103	96	249	118	151
GRAND TOTAL	116	77	22	312	163	68	0	0	0
* Index Total	42	8	0	108	11	0	0	0	0
Traffic Crime	11	11	11	24	22	24			
Fish and Game Laws									
Marine Violations									

**No reports for 1999

Population 1999	Umatilla County - O.L.C.C.			Umatilla County - O.S.P.			Umatilla County Totals 68,000		
	Offenses	Arrests	Cleared	Offenses	Arrests	Cleared*	Offenses	Arrests	Cleared
CRIME AGAINST PERSON									
Willful Murder*							2	0	1
Neg. Homicide							0	0	0
Forcible Rape*				1	1		19	4	5
Other Sex Crimes				9	2		147	36	29
Kidnapping				1			7	2	1
Robbery*				1			17	13	2
Aggravated Assault*				9	1		28	18	11
Simple Assault				19	12		597	422	291
1999 TOTAL	0	0	0	40	16		817	495	340
1998 TOTAL	0	0	0	106	7		1,035	609	446
CRIME AGAINST PROPERTY									
Burglary*				9	3		515	95	37
Larceny*				16	3		1,827	418	260
Motor Vehicle Theft*				4	7		201	57	27
Arson*				4	1		11	7	0
Forgery/Counterfeit				10	5		118	51	9
Fraud				1			110	11	10
Embezzlement							4	1	1
Stolen Property				1	1		4	3	0
Vandalism				6	1		1,481	177	167
1999 TOTAL	0	0	0	51	21		4,271	820	511
1998 TOTAL	0	0	0	121	7		5,006	861	518
BEHAVIORAL CRIMES									
Weapon Laws				13	3		64	42	14
Prostitution							0	0	0
Drug Laws				126	70		258	217	91
Gambling							0	0	0
Crimes Against Family				34	12		103	43	22
D.U.I.I				233	233		743	709	510
Liquor Laws	5		5	19	1		377	577	323
Disorderly Conduct				3	2		517	202	276
All Other				50	21		2,294	723	945
Curfew				5	2		350	277	345
Runaway Juveniles							265	26	127
1999 TOTAL	5	0	5	483	344		4,971	2,816	2,653
1998 TOTAL	5	0	5	379	251		5,173	2,840	2,597
GRAND TOTAL	5	0	5	574	381		10,059	4,131	3,504
* Index Total	0	0	0	44	16		2,620	612	343
Traffic Crime				112	112		410	309	298
Fish and Game Laws				110	110		110	110	0
Marine Violations				2	2		2	2	0

*Not available

	Union County - O.L.C.C.			Union County - O.S.P.			Union County Totals 24,500		
	Offenses	Arrests	Cleared	Offenses	Arrests	Cleared*	Offenses	Arrests	Cleared
Population 1999									
CRIME AGAINST PERSON									
Willful Murder*							0	0	0
Neg. Homicide							0	0	0
Forcible Rape*				2	1		6	1	0
Other Sex Crimes				27	7		41	14	8
Kidnapping							0	0	0
Robbery*							2	3	2
Aggravated Assault*				6	6		20	17	9
Simple Assault				18	7		142	108	98
1999 TOTAL	0	0	0	53	21		211	143	117
1998 TOTAL	0	0	0	41	11		217	140	126
CRIME AGAINST PROPERTY									
Burglary*				6	5		93	42	19
Larceny*				12	6		417	115	119
Motor Vehicle Theft*				15	6		35	7	6
Arson*				6	9		9	9	0
Forgery/Counterfeit				2			25	11	10
Fraud				3			58	22	30
Embezzlement							0	0	0
Stolen Property				2	3		4	12	4
Vandalism				7	4		233	43	50
1999 TOTAL	0	0	0	53	33		874	261	238
1998 TOTAL	0	0	0	59	30		1,154	346	334
BEHAVIORAL CRIMES									
Weapon Laws				11	10		25	18	10
Prostitution				1			2	0	0
Drug Laws				41	48		126	144	74
Gambling							0	0	0
Crimes Against Family				4	3		22	5	1
D.U.I.				59	59		169	174	109
Liquor Laws	8	3	8	30	31		138	198	93
Disorderly Conduct				6	5		63	78	45
All Other				46	40		298	239	164
Curfew							32	15	32
Runaway Juveniles							42	12	40
1999 TOTAL	8	3	8	198	196		917	883	568
1998 TOTAL	10	0	10	147	125		839	806	627
GRAND TOTAL	8	3	8	304	250		2,002	1,287	923
* Index Total	0	0	0	47	33		582	194	155
Traffic Crime				30	30		61	44	31
Fish and Game Laws				128	128		130	129	2
Marine Violations				4	4		4	4	0

*Not available

Population 1999	Wallowa County Sheriff 5,150			Enterprise PD** 2,050			Wallowa County - O.L.C.C.		
	Offenses	Arrests	Cleared	Offenses	Arrests	Cleared	Offenses	Arrests	Cleared
CRIME AGAINST PERSON									
Willful Murder*									
Neg. Homicide									
Forcible Rape*									
Other Sex Crimes	5	1	1						
Kidnapping									
Robbery*									
Aggravated Assault*	1	1	1						
Simple Assault	27	20	19						
1999 TOTAL	33	22	21	0	0	0	0	0	0
1998 TOTAL	38	29	28	12	11	9	0	0	0
CRIME AGAINST PROPERTY									
Burglary*	19	6	4						
Larceny*	47	5	6						
Motor Vehicle Theft*	7	5	5						
Arson*									
Forgery/Counterfeit									
Fraud	6	1	1						
Embezzlement									
Stolen Property									
Vandalism	23	8	6						
1999 TOTAL	102	25	22	0	0	0	0	0	0
1998 TOTAL	151	38	36	80	11	25	0	0	0
BEHAVIORAL CRIMES									
Weapon Laws	1	1	1						
Prostitution									
Drug Laws	4	8	4						
Gambling									
Crimes Against Family	1	1							
D.U.I.I	15	13	15						
Liquor Laws	17	30	17				19	11	19
Disorderly Conduct	7	7	5						
All Other	25	22	19				5	5	5
Curfew									
Runaway Juveniles	3	2	3						
1999 TOTAL	73	84	64	0	0	0	24	16	24
1998 TOTAL	116	130	107	97	58	57	0	0	0
GRAND TOTAL	208	131	107	0	0	0	24	16	24
* Index Total	74	17	16	0	0	0	0	0	0
Traffic Crime	10	7	10						
Fish and Game Laws									
Marine Violations									

**No reports for 1999

Population 1999	Wallowa County - O.S.P.			Wallowa County Totals 7,200		
	Offenses	Arrests	Cleared*	Offenses	Arrests	Cleared
CRIME AGAINST PERSON						
Willful Murder*				0	0	0
Neg. Homicide				0	0	0
Forcible Rape*	1	1		1	1	0
Other Sex Crimes	2	2		7	3	1
Kidnapping				0	0	0
Robbery*				0	0	0
Aggravated Assault*	2	1		3	2	1
Simple Assault	1	2		28	22	19
1999 TOTAL	6	6		39	28	21
1998 TOTAL	2	0		52	40	37
CRIME AGAINST PROPERTY						
Burglary*				19	6	4
Larceny*	3			50	5	6
Motor Vehicle Theft*				7	5	5
Arson*				0	0	0
Forgery/Counterfeit				0	0	0
Fraud	1	1		7	2	1
Embezzlement				0	0	0
Stolen Property				0	0	0
Vandalism	1			24	8	6
1999 TOTAL	5	1		107	26	22
1998 TOTAL	7	5		238	54	61
BEHAVIORAL CRIMES						
Weapon Laws	1	1		2	2	1
Prostitution				0	0	0
Drug Laws	1	1		5	9	4
Gambling				0	0	0
Crimes Against Family				1	1	0
D.U.I.I	3	3		18	16	15
Liquor Laws	1	1		37	42	36
Disorderly Conduct	1	1		8	8	5
All Other	4	9		34	36	24
Curfew				0	0	0
Runaway Juveniles				3	2	3
1999 TOTAL	11	16		108	116	88
1998 TOTAL	25	20		238	208	164
GRAND TOTAL	22	23		254	170	131
* Index Total	6	2		80	19	16
Traffic Crime	2	2		12	9	10
Fish and Game Laws	107	107		107	107	0
Marine Violations	1	1		1	1	0

*Not available

Population 1999	Washington County Sheriff 167,670			Banks PD** 1,310			Beaverton PD 68,010			Cornelius PD 8,490		
	Offenses	Arrests	Cleared	Offenses	Arrests	Cleared	Offenses	Arrests	Cleared	Offenses	Arrests	Cleared
CRIME AGAINST PERSON												
Willful Murder*	1	1					1	1	1			
Neg. Homicide		1										
Forcible Rape*	29	13	14				32	9	12	3		
Other Sex Crime	232	63	113				95	22	36	17	3	3
Kidnapping	37	7	2				7	1	2	2		1
Robbery*	68	40	21				42	21	25	4	1	
Aggravated Assault*	128	95	69				141	33	105	25	21	20
Simple Assault	620	498	472	1	1	1	347	314	243	60	39	34
1999 TOTAL	1,115	718	691	1	1	1	665	401	424	111	64	58
1998 TOTAL	1,048	653	677	4	2	2	625	335	358	162	82	94
CRIME AGAINST PROPERTY												
Burglary*	849	110	84	1			472	51	48	39	14	6
Larceny*	3,481	476	440	6		2	2,213	599	445	238	99	80
Motor Vehicle Theft*	419	76	92	1			264	41	26	30	11	12
Arson*	27	6	7	1			27	4	8	3	1	1
Forgery/Counterfeit	344	83	59	1			355	157	170	21	6	4
Fraud	312	29	46	1		1	252	34	115	37	10	5
Embezzlement	1						65		42	4	2	
Stolen Property	5	4	3				15	14	15	4	2	3
Vandalism	1,328	114	158				711	89	139	126	18	28
1999 TOTAL	6,766	898	889	10	0	3	4,374	989	1,008	502	163	139
1998 TOTAL	6,986	955	912	11	2	2	4,236	986	913	664	218	208
BEHAVIORAL CRIMES												
Weapon Laws	78	42	40	1		1	65	63	63	15	6	5
Prostitution	5	2	2				24	22	24			
Drug Laws	310	226	190	1	1	1	364	351	364	60	48	45
Gambling	1											
Crimes Against Family	82	39	36	2		2	30	7	12	1		
D.U.I.	880	782	880				305	285	305	104	95	104
Liquor Laws	242	443	182				272	356	257	72	80	59
Disorderly Conduct	940	259	284	2		2	218	101	172	75	36	43
All Other	629	302	251	1		1	464	312	324	87	41	46
Curfew	64	31	64				263	176	263	32	17	32
Runaway Juveniles	675	65	618	3		3	160	56	152	127	21	113
1999 TOTAL	3,906	2,191	2,547	10	1	10	2,165	1,729	1,936	573	344	447
1998 TOTAL	3,628	1,971	2,673	10	5	9				422	237	358
GRAND TOTAL	11,787	3,807	4,127	21	2	14	7,204	3,119	3,368	1,186	571	644
* Index Total	5,002	817	727	8	0	2	3,192	759	670	342	147	119
Traffic Crime	745	343	745				577	334	577	100	53	100
Fish and Game Laws												
Marine Violations	1	1	1									

**Four months reported in 1999

	Forest Grove PD 16,275			Gaston PD** 605			Hillsboro PD 69,670			King City PD** 2,095		
	Offenses	Arrests	Cleared	Offenses	Arrests	Cleared	Offenses	Arrests	Cleared*	Offenses	Arrests	Cleared
Population 1999												
CRIME AGAINST PERSON												
Willful Murder*							2	1	1			
Neg. Homicide												
Forcible Rape*	11	1	4				48	4	30			
Other Sex Crimes	37	7	29				139	16	55			
Kidnapping	2	1	1				24	13	14			
Robbery*	7	2	3				59	27	20	2		
Aggravated Assault*	8	10	9				87	44	51			
Simple Assault	118	97	98		2		404	287	326	1	1	
1999 TOTAL	183	118	144	0	2	0	763	392	497	3	1	0
1998 TOTAL	184	74	136	2	4	2	730	385	450	3	1	0
CRIME AGAINST PROPERTY												
Burglary*	109	24	15				408	53	56	4		
Larceny*	505	75	75	1			1,819	467	423	18	1	
Motor Vehicle Theft*	54	10	13				258	46	46			
Arson*	10	4	5				41	14	9			
Forgery/Counterfeit	77	25	34				329	146	144	3	4	
Fraud	62	11	21				172	31	41	6		
Embezzlement							1					
Stolen Property	2	1	2				31	17	21			
Vandalism	259	33	31	2			593	108	107	10		
1999 TOTAL	1,078	183	196	3	0	0	3,652	882	847	41	5	0
1998 TOTAL	1,231	265	293	31	2	3	3,920	850	835	41	7	0
BEHAVIORAL CRIMES												
Weapon Laws	14	14	14				48	30	47			
Prostitution	1	7	1				3	1	2			
Drug Laws	40	29	31				256	247	253		2	
Gambling												
Crimes Against Family	7	2	4				36	14	15			
D.U.I.	148	143	148	1	1	1	512	459	511	17	17	17
Liquor Laws	90	166	91				333	306	330		4	
Disorderly Conduct	167	109	119				103	93	92	2	1	
All Other	118	77	82		1		1,090	583	785		1	
Curfew	82	45	82				134	209	133			
Runaway Juveniles	98	19	98				388	121	335		2	
1999 TOTAL	765	611	670	1	2	1	2,903	2,063	2,503	19	27	17
1998 TOTAL	913	680	790	12	7	10	2,522	1,752	2,128	13	19	9
GRAND TOTAL	2,026	912	1,010	4	4	1	7,318	3,337	3,847	63	33	17
* Index Total	704	126	124	1	0	0	2,722	656	636	24	1	0
Traffic Crime	111	65	111	1	1	1	688	194	372	18	15	18
Fish and Game Laws												
Marine Violations												

**Three months reported for 1999

**Eleven months reported for 1999

Population 1999	North Plains PD** 1,755			Sherwood PD 9,855			Tigard PD 37,670			Tualatin PD 21,345		
	Offenses	Arrests	Cleared	Offenses	Arrests	Cleared	Offenses	Arrests	Cleared	Offenses	Arrests	Cleared
CRIME AGAINST PERSON												
Willful Murder*							1	1		1	1	
Neg. Homicide												
Forcible Rape*							5		2	4		
Other Sex Crimes				8	1	1	42	9	11	18	5	2
Kidnapping							19	1	12			
Robbery*				2	2	1	43	29	24	19	5	7
Aggravated Assault*							54	18	39	9	7	5
Simple Assault				35	32	25	226	214	183	61	49	41
1999 TOTAL	0	0	0	45	35	27	390	272	271	112	67	55
1998 TOTAL	12	5	7	52	37	29	423	294	284	167	83	75
CRIME AGAINST PROPERTY												
Burglary*				42	1	1	336	23	22	128	17	10
Larceny*				187	30	29	1,940	678	646	745	143	155
Motor Vehicle Theft*				12	6	4	161	17	37	76	4	10
Arson*				1	1	1	12	6	4	2		1
Forgery/Counterfeit				14	1	1	232	71	114	34	7	7
Fraud				10	1		164	24	75	25	3	5
Embezzlement							58		43			
Stolen Property							34	11	32	2	2	1
Vandalism				81	18	9	473	36	67	201	23	17
1999 TOTAL	0	0	0	347	58	45	3,410	866	1,040	1,213	199	206
1998 TOTAL	49	7	7	407	57	53	3,781	1,058	1,220	1,484	195	161
BEHAVIORAL CRIMES												
Weapon Laws				3	3	3	39	31	37	4	3	3
Prostitution												
Drug Laws				35	17	15	276	141	212	23	25	18
Gambling												
Crimes Against Family				8	4	4	22	10	17	8	5	3
D.U.I.				94	94	94	155	140	155	73	70	73
Liquor Laws				20	24	15	42	32	41	46	88	45
Disorderly Conduct				9	7	5	170	23	120	21	11	14
All Other				106	56	48	185	58	115	114	64	55
Curfew				18	11	18	34	16	34	26	19	26
Runaway Juveniles				17	3	14	163	33	92	31	10	22
1999 TOTAL	0	0	0	310	219	216	1,086	484	823	346	295	259
1998 TOTAL	73	54	61	297	229	191	948	423	728	422	349	281
GRAND TOTAL	0	0	0	702	312	288	4,886	1,622	2,134	1,671	561	520
* Index Total	0	0	0	244	40	36	2,552	772	774	984	177	188
Traffic Crime				41	35	41	199	114	199	63	38	63
Fish and Game Laws												
Marine Violations												

**No reports for 1999

Population 1999	Washington County - O.L.C.C.			Washington County - O.S.P.			Washington County Totals 404,750		
	Offenses	Arrests	Cleared	Offenses	Arrests	Cleared*	Offenses	Arrests	Cleared
CRIME AGAINST PERSON									
Willful Murder*							6	5	2
Neg. Homicide							0	1	0
Forcible Rape*							132	27	62
Other Sex Crimes				6			594	126	250
Kidnapping				1	1		92	24	32
Robbery*				2			248	127	101
Aggravated Assault*				3	1		455	229	298
Simple Assault				10	6		1,883	1,540	1,423
1999 TOTAL	0	0	0	22	8		3,410	2,079	2,168
1998 TOTAL	0	0	0	27	8		3,435	1,961	2,112
CRIME AGAINST PROPERTY									
Burglary*				2	1		2,390	294	242
Larceny*				6	1		11,159	2,569	2,295
Motor Vehicle Theft*				10	5		1,285	216	240
Arson*				9	5		132	41	36
Forgery/Counterfeit				4	2		1,414	502	533
Fraud				2	1		1,043	144	309
Embezzlement							129	2	85
Stolen Property				3	1		96	52	77
Vandalism				4	1		3,788	440	556
1999 TOTAL	0	0	0	40	17		21,436	4,260	4,373
1998 TOTAL	0	0	0	42	16		22,872	4,616	4,605
BEHAVIORAL CRIMES									
Weapon Laws				4	1		271	193	213
Prostitution							33	32	29
Drug Laws				41	25		1,406	1,112	1,129
Gambling							1	0	0
Crimes Against Family				20	19		216	100	93
D.U.I.				215	215		2,504	2,301	2,288
Liquor Laws	81	13	81	15	20		1,213	1,532	1,101
Disorderly Conduct							1,707	640	851
All Other	1		1	20	8		2,815	1,503	1,708
Curfew							653	524	652
Runaway Juveniles							1,662	330	1,447
1999 TOTAL	82	13	82	315	288		12,481	8,267	9,511
1998 TOTAL	126	12	126	159	135		9,535	5,868	7,355
GRAND TOTAL	82	13	82	377	313		37,327	14,606	16,052
* Index Total	0	0	0	32	13		15,807	3,508	3,276
Traffic Crime				69	69		2,612	1,261	2,227
Fish and Game Laws				160	160		160	160	0
Marine Violations				7	7		8	8	1

*Not available

Population 1999	Wheeler County Sheriff 1,600			Wheeler County - O.L.C.C.			Wheeler County - O.S.P.			Wheeler County Totals 1,600		
	Offenses	Arrests	Cleared	Offenses	Arrests	Cleared	Offenses	Arrests	Cleared*	Offenses	Arrests	Cleared
CRIME AGAINST PERSON												
Willful Murder*										0	0	0
Neg. Homicide										0	0	0
Forcible Rape*										0	0	0
Other Sex Crimes	2	1								2	1	0
Kidnapping										0	0	0
Robbery*										0	0	0
Aggravated Assault*	5	1								5	1	0
Simple Assault	1									1	0	0
1999 TOTAL	8	2	0	0	0	0	0	0		8	2	0
1998 TOTAL	17	2	3	0	0	0	1	0		18	2	3
CRIME AGAINST PROPERTY												
Burglary*	10						1			11	0	0
Larceny*	2						4			6	0	0
Motor Vehicle Theft*	1									1	0	0
Arson*										0	0	0
Forgery/Counterfeit	1									1	0	0
Fraud	4									4	0	0
Embezzlement										0	0	0
Stolen Property		1								0	1	0
Vandalism	4									4	0	0
1999 TOTAL	22	1	0	0	0	0	5	0		27	1	0
1998 TOTAL	32	5	0	0	0	0	0	1		32	6	0
BEHAVIORAL CRIMES												
Weapon Laws	1	2					1			2	2	0
Prostitution										0	0	0
Drug Laws		4					1	1		1	5	0
Gambling										0	0	0
Crimes Against Family	2									2	0	0
D.U.I.	2	2	2				1	1		3	3	2
Liquor Laws	1			3		3	5	4		9	4	3
Disorderly Conduct										0	0	0
All Other	34	4					13	2		47	6	0
Curfew										0	0	0
Runaway Juveniles										0	0	0
1999 TOTAL	40	12	2	3	0	3	21	8		64	20	5
1998 TOTAL	45	14	9	0	0	0	25	22		70	36	9
GRAND TOTAL	70	15	2	3	0	3	26	8		99	23	5
* Index Total	18	1	0	0	0	0	5	0		23	1	0
Traffic Crime	2	2	2				2	2		4	4	2
Fish and Game Laws	1	1	1				67	67		68	68	1
Marine Violations										0	0	0

*Not available

Population 1999	Yamhill County Sheriff 34,290			Amity PD** 1,325			Carlton PD** 1,555			Dundee PD** 2,880		
	Offenses	Arrests	Cleared	Offenses	Arrests	Cleared	Offenses	Arrests	Cleared	Offenses	Arrests	Cleared
CRIME AGAINST PERSON												
Willful Murder*	2											
Neg. Homicide												
Forcible Rape*	15	4	8									
Other Sex Crimes	57	32	32		1							
Kidnapping	5	1	5									
Robbery*	11	7	8									
Aggravated Assault*	24	7	19		2							
Simple Assault	216	147	175	1	6						1	
1999 TOTAL	330	198	247	1	9	0	0	0	0	0	1	0
1998 TOTAL	304	167	205	1	1	1	10	6	10	0	6	0
CRIME AGAINST PROPERTY												
Burglary*	200	43	38	5						2		
Larceny*	508	57	84	18	3	2				5		
Motor Vehicle Theft*	86	31	28		1							
Arson*	7	6	3									
Forgery/Counterfeit	33	13	14									
Fraud	24		10	1	2							
Embezzlement												
Stolen Property	5	6	5									
Vandalism	352	45	69	22	6					2		
1999 TOTAL	1,215	201	251	46	12	2	0	0	0	9	0	0
1998 TOTAL	1,260	186	235	9	9	3	6	0	6	13	4	1
BEHAVIORAL CRIMES												
Weapon Laws	11	3	8								1	
Prostitution												
Drug Laws	64	39	56	2	5							
Gambling												
Crimes Against Family	28	2	15		3							
D.U.I.	201	188	201	12	12	12				20	20	20
Liquor Laws	102	201	99		7							
Disorderly Conduct	25	30	21	5								
All Other	371	201	207	2	3						1	
Curfew	50	38	50	3	1	3						
Runaway Juveniles	120	7	32	11	1							
1999 TOTAL	972	709	689	35	32	15	0	0	0	20	22	20
1998 TOTAL	860	636	552	23	20	17	32	10	32	24	24	24
GRAND TOTAL	2,517	1,108	1,187	82	53	17	0	0	0	29	23	20
* Index Total	853	155	188	23	6	2	0	0	0	7	0	0
Traffic Crime	146	79	146	2		2				5	5	5
Fish and Game Laws												
Marine Violations	5	4	5									

**Incomplete data for 1998 and 1999

**Incomplete data for 1998 and 1999

**Eleven months reported for 1999

Population 1999	Yamhill County - O.L.C.C.			Yamhill County - O.S.P.			Yamhill County Totals 83,100		
	Offenses	Arrests	Cleared	Offenses	Arrests	Cleared*	Offenses	Arrests	Cleared
CRIME AGAINST PERSON									
Willful Murder*							2	0	0
Neg. Homicide							0	0	0
Forcible Rape*				1			42	9	29
Other Sex Crimes				1			166	73	106
Kidnapping							14	1	13
Robbery*							20	12	14
Aggravated Assault*						1	106	17	88
Simple Assault				6	5		525	384	448
1999 TOTAL	0	0	0	8	6		875	496	698
1998 TOTAL	0	0	0	5	1		896	481	636
CRIME AGAINST PROPERTY									
Burglary*							413	76	105
Larceny*				1	1		2,274	358	715
Motor Vehicle Theft*				2	2		207	63	76
Arson*				2			32	15	10
Forgery/Counterfeit				2	2		172	45	75
Fraud				1			270	28	159
Embezzlement							4	0	3
Stolen Property							13	18	12
Vandalism							1,423	152	462
1999 TOTAL	0	0	0	8	5		4,808	755	1,617
1998 TOTAL	0	0	0	9	2		4,977	839	1,789
BEHAVIORAL CRIMES									
Weapon Laws				2	3		36	20	28
Prostitution							2	2	2
Drug Laws				12	14		208	151	180
Gambling							1	0	1
Crimes Against Family				5	6		173	21	126
D.U.I.I				44	44		570	522	526
Liquor Laws	21	1	21	4	6		394	563	385
Disorderly Conduct	1		1				96	103	79
All Other				6	5		1,790	749	1,475
Curfew							217	170	217
Runaway Juveniles							346	18	230
1999 TOTAL	22	1	22	73	78		3,833	2,319	3,249
1998 TOTAL	17	2	17	66	59		3,914	2,171	3,231
GRAND TOTAL	22	1	22	89	89		9,516	3,570	5,564
* Index Total	0	0	0	6	4		3,096	550	1,037
Traffic Crime				26	26		413	256	387
Fish and Game Laws				27	27		28	28	1
Marine Violations				1	1		6	5	5

*Not available

This page is intentionally blank.

SECTION 9

ABBREVIATED CRIME REPORTING DEFINITIONS

This page is intentionally blank.

CRIMES AGAINST PERSONS

Crimes Against Persons include criminal offenses where the victim is present and the act is violent, threatening or has the potential of being physically harmful.

WILLFUL MURDER and NON-NEGLIGENT MANSLAUGHTER - The willful (non-negligent) killing of one human being by another.

NEGLIGENT HOMICIDE - The killing of another person through gross negligence.

Offenses - Exclude motor vehicle traffic deaths.

Arrests - Include persons arrested for motor vehicle traffic death.

FORCIBLE RAPE - The carnal knowledge of a female, forcibly and against her will.

OTHER SEX CRIMES - Covers offenses such as Statutory Rape, Molest, Indecent Exposure, Sodomy and Other offenses against common decency, moral and the like. (Does not include Forcible Rape, Prostitution and Commercialized Vice).

KIDNAPPING - The substantial interference with another person's liberty without consent or legal authority.

ROBBERY - The taking or attempting to take anything of value from the care, custody or control of a person or persons by force or threat of force or violence or by putting the victim in fear.

AGGRAVATED ASSAULT - An unlawful attack by one person upon another for the purpose of inflicting severe or aggravated bodily injury. Although actual injury is not a requirement, this type of assault usually is accompanied by the use of a weapon or by means likely to produce death or great bodily harm.

SIMPLE ASSAULT - Assaults which are limited to the use of physical force and result in little or no injury to the victim.

CRIMES AGAINST PROPERTY

Crimes Against Property include offenses that involve taking something of value by theft or deception or the destruction of property.

BURGLARY - The unlawful entry of a structure or dwelling with intent to commit a felony or a theft.

LARCENY - The unlawful taking, carrying, leading, or riding away of property from the possession or constructive possession of another.

MOTOR VEHICLE THEFT - The theft or attempted theft of a motor vehicle.

ARSON - Any willful or malicious burning or attempt to burn, with or without intent to defraud, a dwelling house, public building, motor vehicle, or aircraft, personal property or another, etc.

FORGERY - Forgery and counterfeiting are treated as allied offenses. In this classification are placed all offenses dealing with the making, altering, uttering or possessing, with intent to defraud, anything false in the semblance of that which is true.

FRAUD - Fraudulent conversion and obtaining money or property by false pretenses.

EMBEZZLEMENT - Misappropriation or misapplication of money or property entrusted to one's care, custody or control.

STOLEN PROPERTY OFFENSES - Included in this classification are all offenses of buying, receiving and possessing stolen property, as well as all attempts to commit any of these offenses.

VANDALISM - Consists of the willful or malicious destruction, injury, disfigurement or defacement of any public or private property.

BEHAVIORAL CRIMES

Behavioral Crimes include criminal offenses that violate laws relating to personal conduct, responsibility and public order. Although not necessarily violent, or property offenses in themselves, they may often contribute to other criminal acts.

WEAPONS REGULATION LAWS - Carrying possessing, etc.

PROSTITUTION - Included here are the sex offenses of a commercialized nature.

DRUG LAWS - Included are all violations of state and local laws, specifically those relating to the unlawful possession, sales, use, growing and manufacturing of illegal drugs.

GAMBLING - All offenses which relate to promoting, permitting, or engaging in gambling are included in this category.

CRIMES AGAINST FAMILY - Included here are offenses such as abandonment, neglect of children, custodial interference and non-support. (Physical abuse would be reported as an assault).

D. U. I. I. - Driving or operating any vehicle or common carrier while under the influence of liquor or drugs.

LIQUOR LAWS - With the exception of Driving Under the Influence all liquor law violations, state or local, are placed in this classification.

DISORDERLY CONDUCT - In this classification are placed all offenses which constitute a breach of the peace.

ALL OTHER OFFENSES - Except Traffic - Included is every other state or local offense, not listed elsewhere.

JUVENILE CURFEW VIOLATIONS - Local curfew or juvenile loitering ordinances where such laws exist.

RUNAWAY JUVENILES - Runaway juveniles when reported by their parents or guardians.

TRAFFIC CRIMES - Serious traffic offenses which are classified as a misdemeanor or felony as defined by the Oregon Motor Vehicle Code.

FISH and GAME - Sporting, personal use, commercial fishing and game violations.

MARINE VIOLATIONS -Marine boating violations.

This page is intentionally blank.

This page is intentionally blank.

This page is intentionally blank.